

Application guide

2014/2015



Inhaltsverzeichnis / Content / Sommaire / Indice / Índice / Содержание

Service

4	<ul style="list-style-type: none"> ContiTech im Internet ContiTech in the Internet ContiTech sur Internet ContiTech Internet ContiTech i Internet ContiTech в Интернете 	6	<ul style="list-style-type: none"> Originalteile-/Wettbewerbsnummern Original/competitor part numbers Numéros de référence originaux/des compétiteurs Nº de piezas originales y de la competencia Codice prodotto del pezzo originale/della concorrenza Номера оригинальных запасных частей/запасных частей сторонних производителей
---	---	---	--

Zuordnungsliste Application guide

Liste de correspondance Lista de aplicaciones

Elenco di corrispondenza Таблица применимости

8	<ul style="list-style-type: none"> Verzeichnis der Fahrzeugmarken Directory of vehicle brands Liste des marques automobiles Índice de marcas de vehículos Elenco delle marche di veicoli Каталог марок автомобилей 	9	<ul style="list-style-type: none"> Zuordnungsliste PKW + Transporter Cross-reference list for passenger cars Liste de correspondance voitures de tourisme Lista indicativa de correas para turismos Elenco di correlazione per autovetture Таблица соответствий для легковых автомобилей
---	--	---	--

Produktprogramm Product range

Programme produit Programa de productos

Gamma prodotti Ассортимент

Riemen / Belts / Courroies / Correas / Cinghie / Ремни

858	<ul style="list-style-type: none"> Keilriemen V-belt Courroies trapézoïdales Correas trapeziales Cinghie trapezoidali Поликлиновой ремень 	861	<ul style="list-style-type: none"> Keilriemensätze V-belt sets Jeux de courroies trapézoïdales Kits de correas trapeziales Set di cinghie trapezoidali Наборы клиновых ремней
863	<ul style="list-style-type: none"> Verbundkeilriemen Banded V-belts Courroies trapézoïdales jumelées Correas trapeziales múltiples Cinghie trapezoidali stratificate Многоручьевые клиновые ремни 	864	<ul style="list-style-type: none"> Keilrippenriemen Multi V-belt Courroie striée Correa acanalada Cinghia Poly-V Поликлиновой ремень
868	<ul style="list-style-type: none"> Keilrippenriemen ELAST Multi V-belt ELAST Courroie striée ELAST Correa acanalada ELAST Cinghia Poly-V ELAST Поликлиновой ремень ELAST 	870	<ul style="list-style-type: none"> Zahnriemen Timing Belts Courroies synchrones Correas dentadas Cinghie sincrone Зубчатые ремни

Inhaltsverzeichnis / Content / Sommaire / Indice / Indice / Содержание

Produktprogramm Product range	Programme produit Programa de productos	Gamma prodotti Ассортимент
Kits		
878 ___	Keilrippenriemen ELAST + Werkzeug Multiple V-Ribbed Belts ELAST + Tool Courroies striées ELAST + Outil Correas ranuradas longitudinalmente ELAST + Herramienta Cinghie scanalate ELAST + Utensile Поликлиновый ремень ELAST + Инструмент	
880 ___	Keilrippenriemen + Torsionsschwingungsdämpfer Multiple V-Ribbed Belts + Torsional vibration damper Courroies striées + Amortisseur de vibrations de torsion Correas ranuradas longitudinalmente + Amortiguador de vibraciones de torsión Cinghie scanalate + Puleggia smorzatrice per vibrazioni torsionali Поликлиновые ремни + Гаситель крутильных колебаний	
881 ___	Zahnriemen Kits Timing belt kits Courroies synchrones kits Correas dentadas kits Cinghie sincrone kits Зубчатый ремень kits	890 ___
		Zahnriemen Kits + Wasserpumpe Timing Belt Kits + Water pump Courroies synchrones Kits + Pompes d'eau Correas dentadas Kits + Bombas de agua Cinghie sincrone Kits + Pompe di acqua Зубчатый ремень kits + водяной насос
Komponenten / Components / Composants / Componentes / Componenti / Компоненты		
894 ___	Generatorfreiläufe Overrunning alternator pulleys Poulies à roue libre pour alternateur Poleas libres del alternador Dispositivi ruota libera alternatore Муфты свободного хода генератора	900 ___
		Torsionsschwingungsdämpfer Torsional vibration dampers Amortisseurs de vibrations de torsion Amortiguadores de vibraciones de torsión Smorzatori di vibrazioni torsionali Гасители крутильных колебаний
906 ___	Montagesätze Mounting sets Jeux de montage Kits de montage Kit di montaggio Монтажные наборы	
Werkstattausrüstung / Shop equipment / Équipement de garage / Equipamiento para talleres / Attrezzature per officina / Рабочие инструменты		
908 ___	Verkaufshilfen Sales aids Aides à la vente Recursos de ventas Supporti di vendita Маркетинговые материалы	910 ___
		Arbeitsbekleidung Work clothing Tenue de travail Ropa de trabajo Abbigliamento da lavoro Рабочая одежда

Inhaltsverzeichnis / Content / Sommaire / Indice / Indice / Содержание

Produktprogramm Product range	Programme produit Programa de productos	Gamma prodotti Ассортимент
----------------------------------	--	-------------------------------

Werkstattausrüstung / Shop equipment / Équipement de garage /
Equipamiento para talleres / Attrezzature per officina / Рабочие инструменты

911	Mess- und Montagewerkzeuge Measuring and installation tools Outils de mesure et de montage Herramientas de medición y montaje Utensili di misurazione e montaggio Измерительные и монтажные инструменты
-----	--

Produktfotos Product photos	Photos de produits Fotos de los productos	Foto prodotto Фотографии товара
--------------------------------	--	------------------------------------

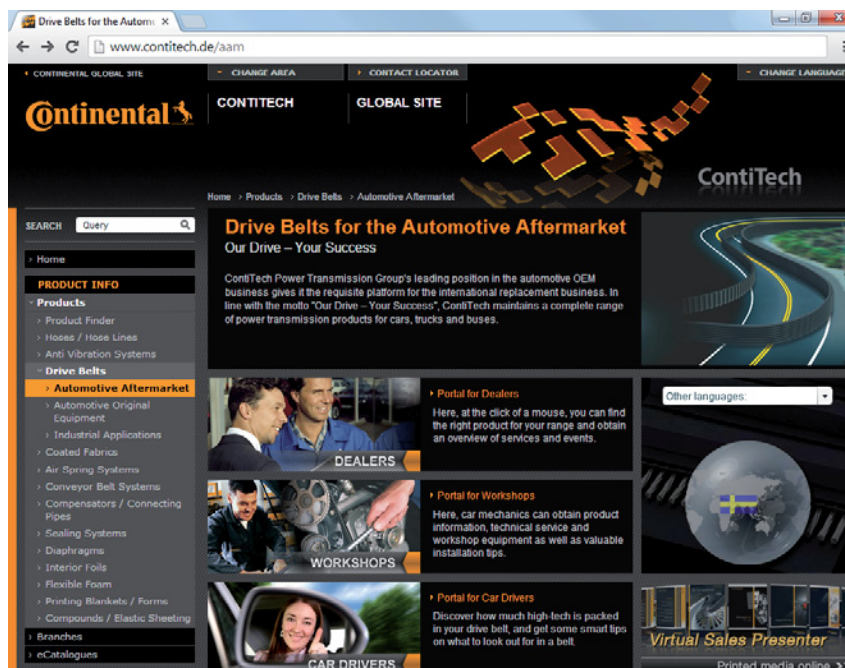
896	Generatorfreiläufe Overrunning alternator pulley Poulies à roue libre pour alternateur Polea libre del alternador Dispositivo ruota libera alternatore Муфта свободного хода генератора	916	Kleinteile Small parts Petites pièces Piezas pequeñas Pezzi di piccole dimensioni Детали малого размера
906	Montagesätze Installation sets Jeux de montage Kits de montage Kit di montaggio Монтажные наборы	922	Spann- und Umlenkrollen Tensioner and idler pulleys Galet tendeur et poulie de renvoi Poleas de tensión y poleas de inversión Rullo tendicinghia e pulegge di rinvio Натяжное устройство и натяжные ролики
902	Torsionsschwingungsdämpfer Torsional vibration dampers Amortisseur de vibrations de torsion Amortiguador de vibraciones de torsión Puleggia smorzatrice per vibrazioni torsionali Гаситель крутильных колебаний	942	Wasserpumpen Water pumps Pompes à eau Bombas de agua Pompe dell'acqua Водяные насосы

Abkürzungsverzeichnis

948	Zeichenerklärung / Abkürzungsverzeichnis Key to symbols / List of abbreviations Signification des symboles / Liste des abréviations Significado de símbolos / Índice de abreviaturas Spiegazione de simbolos / Indice delle abbreviazione Условное обозначение / Значение аббревиатуры
-----	---

ContiTech im Internet
ContiTech in the Internet
ContiTech sur Internet

ContiTech Internet
ContiTech i Internet
ContiTech в Интернете



www.contitech.de/aam

ContiTech im Internet

Auf unserer Homepage finden Sie Informationen über:

- Produkte
- Serviceprogramm
- Broschüren
- Downloads
- Online Katalog
- Newsletter (Technical News)

ContiTech en Internet

En nuestra página Web encontrará informaciones sobre:

- productos
- programa de servicios
- folletos
- downloads
- catálogo Online
- Boletín informativo (Technical News)

ContiTech in the Internet

On our homepage you can find the following information:

- products
- service programme
- brochures
- downloads
- Online Katalog
- Newsletter (Technical News)

ContiTech i Internet.

Nella nostra homepage troverete informazioni su:

- prodotti
- programmi di assistenza
- prospetti
- downloads
- Catalogo online
- Newsletter (Technical News)

ContiTech sur Internet

Vous trouverez sur notre site Internet des informations sur:

- nos produits
- notre programme de services
- nos brochures
- le téléchargement
- catalogue en ligne
- Bulletin d'informations (Technical News)

ContiTech в Интернете

Здесь вы найдете информацию о

- продукции
- сервисных программах
- брошюрах и проспектах
- downloads
- онлайн-каталог
- бюллетене Technical News

ContiTech im Internet
ContiTech in the Internet
ContiTech sur Internet

ContiTech Internet
ContiTech i Internet
ContiTech в Интернете



www.contitech.de/pic

PIC Product Information Center

Sie benötigen Daten, Anleitungen und weitere Informationen zu einem bestimmten Artikel? Nutzen Sie unser Product Information Center.

PIC Product Information Center

¿Necesita datos, instrucciones y otras informaciones sobre un artículo determinado? Utilice nuestro Centro de Información de Producto (PIC).

PIC Product Information Center

You need data, instructions and other info on a certain article? Use our Product Information Center.

PIC Product Information Center

Avete bisogno di dati, istruzioni e informazioni ulteriori su un articolo determinato? Utilizzate il nostro Product Information Center.

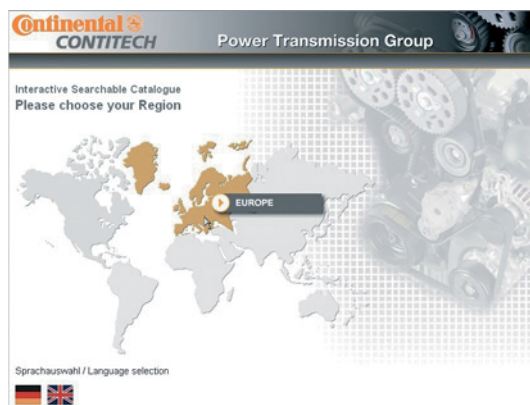
PIC Product Information Center

Vous avez besoin de données, d'instructions et d'autres informations sur un article déterminé ? Alors, utilisez notre Centre d'Informations sur les Produits.

Центр информации о продукции

(англ.: PIC) Вам требуются данные, инструкции и дополнительная информация по определенному продукту? Обращайтесь в наш центр информации о продукции (англ.: PIC).

www.contitech.de/aamcat



Online Katalog

Aktuelle Zuordnungen finden Sie in unserem Online Katalog unter www.contitech.de/aamcat

Catálogo online

Encontrará las clasificaciones actuales en nuestro catálogo online en www.contitech.de/aamcat

Online catalog

Current references can found in our online catalog at www.contitech.de/aamcat

Catalogo online

Le assegnazioni attuali sono indicate nel nostro catalogo online alla pagina www.contitech.de/aamcat

Catalogue en ligne

Veuillez trouver notre catalogue actuel en ligne sous www.contitech.de/aamcat

Онлайн-каталог

Актуальные распределения Вы найдете в нашем онлайн- каталоге на интернет-сайте: www.contitech.de/aamcat

Originalteile-/Wettbewerbsnummern
 Original/competitor part numbers
 Numéros de référence originaux/des compétiteurs
 Nº de piezas originales y de la competencia
 Codice prodotto del pezzo originale/della concorrenza
 Номера оригинальных запасных частей/запасных частей сторонних производителей



Die Referenzierungen für sämtliche Originalteile- und Wettbewerbsnummern und vieles mehr finden Sie in TecDoc, dem elektronischen Kataloginformationssystem der Automobil-Zulieferindustrie oder in unserem Online-Katalog unter www.contitech.de/aamcat

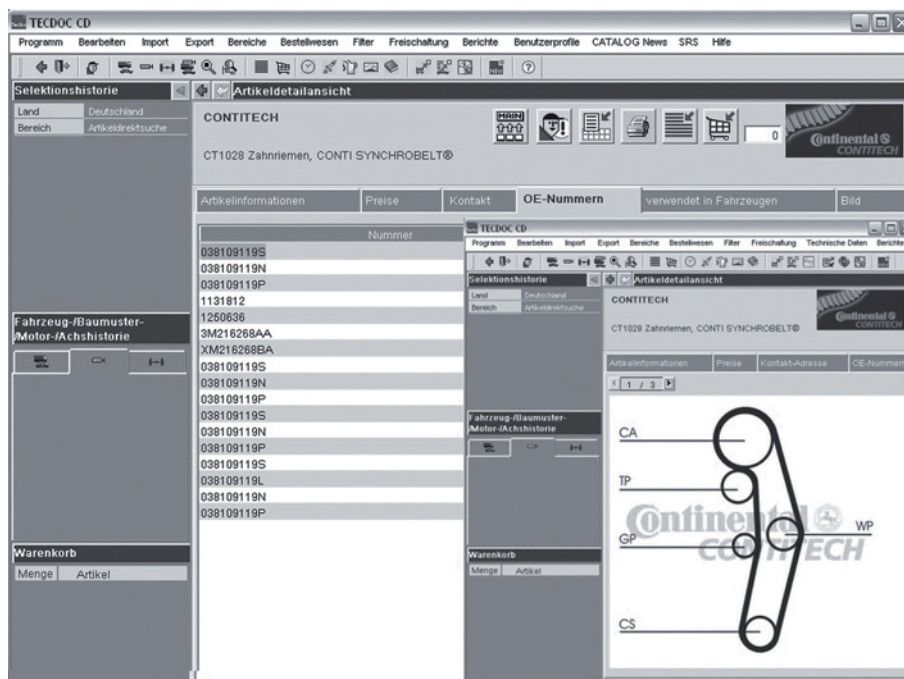
You will find cross references for all original part numbers and competitors' numbers and much more in TecDoc, the electronic catalogue information system of the automotive supplier industry or in our online catalog at www.contitech.de/aamcat

Vous trouverez dans TecDoc, le système électronique d'information sous forme de catalogue de l'industrie de la sous-traitance automobile, les référencement de tous les numéros des pièces d'origine et de celles de la concurrence, et bien plus encore ou dans notre catalogue en ligne sous www.contitech.de/aamcat

Las referencias a todos los n.meros de piezas originales y de competidores y muchas otras cosas mas las encontraran en TecDoc, el sistema electronico de informacion por catalogo de la industria proveedora del automovil o en nuestro catalogo online en www.contitech.de/aamcat

I riferimenti per tutti i numeri delle parti originali e della concorrenza e molte altre informazioni si trovano in TecDoc, il sistema informativo elettronico a catalogo dell'industria subfornitrice automobilistica oppure nel nostro catalogo online alla pagina www.contitech.de/aamcat

Информацию по номерам оригинальных запчастей, номерам продуктов конкурирующих производителей и многое другое Вы можете найти в TecDoc, электронном информационном каталоге поставщиков автомобилестроительной индустрии или в нашем онлайн-каталоге на интернет-сайте: www.contitech.de/aamcat





Zuordnungsliste

Lista de aplicaciones

Application guide


Elenco di corrispondenza

Liste de correspondance

Таблица применяемости

Inhaltsverzeichnis / Content / Sommaire / Indice / Indice / Содержание

Zuordnungsliste PKW Application guide for passenger cars Liste de correspondance voitures de tourisme		Lista de aplicaciones para turismos Elenco di correlazione per autovetture Таблица применяемости легковые автомобили	
9	— ACURA		
9	— ALFA ROMEO	326	— MARUTI
27	— ALPINE	326	— MASERATI
27	— AUDI	326	— MAZDA
85	— AUSTIN	342	— MERCEDES-BENZ
86	— AUTOBIANCHI	392	— MG
		394	— MINI
86	— BARKAS	395	— MITSUBISHI
87	— BEDFORD	415	— MOSKVICH
87	— BMW		
109	— BUICK	415	— NISSAN
109	— CADILLAC	431	— OPEL
109	— CHEVROLET		
113	— CHRYSLER	466	— PANTHER
117	— CITROËN	467	— PEUGEOT
		518	— PININFARINA
166	— DACIA	519	— PLYMOUTH
171	— DAEWOO	519	— PORSCHE
173	— DAIHATSU	523	— PROTON
177	— DAIMLER	524	— PUCH
177	— DODGE		
		524	— RENAULT
178	— FERRARI	569	— ROVER
178	— FIAT		
224	— FORD	579	— SAAB
264	— FSO	583	— SEAT
		622	— SKODA
264	— GAZ	639	— SMART
		640	— SUBARU
264	— HOLDEN	646	— SUZUKI
265	— HONDA		
276	— HUMMER	652	— TALBOT
276	— HYUNDAI	653	— TOYOTA
		674	— TRABANT
287	— INNOCENTI	674	— TRIUMPH
288	— ISUZU		
289	— IVECO	674	— VAUXHALL
		705	— VOLVO
294	— JAGUAR	747	— VW
296	— JEEP		
		855	— WARTBURG
298	— KIA		
		855	— ZASTAVA
303	— LADA	856	— ZAZ
305	— LANCIA		
321	— LAND ROVER		
324	— LDV		
324	— LEXUS		
325	— LINCOLN		
325	— LOTUS		



ACURA

NSX ↔ 3.0, R 3.0	01/90-08/97	C30A3, C30A4	188-201	2977	∞ ∞	4PK975 5PK1105	AC ALT
----------------------------	-------------	--------------	---------	------	--------	---------------------------------	-----------

ALFA ROMEO

145 (930) 1.4 i.e.	07/94-12/96	AR33501	66	1351	∞ ∞ ∞ ⊙	AVX10X825 AVX13X950 5PK865 AP9017	PS AC ALT ALT, (Magneti Marelli), FOR ALT: 100A, OE-NO 60816045
					▬ ▬▬▬	CT581 CT581K1	CA, 2x CA
1.4 i.e. 16V T.S.	12/96-01/01	AR33503, AR38501	76	1370	∞ ∞ ∞ ∞ ▬ ▬▬▬ ▬▬▬	6PK1045 6PK1830 6PK1845 6PK1856 CT1149 CT1149K1 CT1149WP1	ALT, (AC) ALT, (AC), OE-NO 46749664 ALT, (AC), OE-NO 71739915 ALT, (AC), OE-NO 60662991 CA, WP CA, WP, MTR-CODE: AR33503 CA, WP, MTR-CODE: AR33503
1.6 i.e.	10/94-12/96	AR33201	76	1596	∞ ∞ ∞ ▬ ▬▬▬	AVX10X825 AVX13X950 5PK865 CT581 CT581K1	PS AC ALT CA, 2x CA
1.6 i.e. 16V T.S.	12/96-01/01	AR67601, AR38201	88	1598	∞ ∞ ∞ ▬ ▬▬▬	6PK1045 6PK1845 6PK1856 CT947 CT947K2	ALT, (AC) ALT, (AC), OE-NO 71739915 ALT, (AC), OE-NO 60662991 CA CA, MTR-CODE: AR67601
1.7 i.e. 16V	10/94-12/96	AR33401	95	1712	∞ ∞ ∞ ▬ ▬▬▬	AVX10X825 AVX13X950 5PK865 CT782 CT782K1	PS AC ALT CA, 2x CA, 2X
1.8 i.e. 16V	03/98-01/01	AR32201	106	1747	∞ ∞ ▬ ▬▬▬ ▬▬▬	6PK1045 6PK1856 CT877 CT877K1 CT877WP1	ALT, (AC) ALT, (AC) CA, 2X CA CA
1.8 i.e. 16V T.S.	12/96-12/98	AR67106, AR38401	103	1747	∞ ∞ ∞ ▬ ▬▬▬ ▬▬▬	6PK1045 6PK1845 6PK1856 CT877 CT877K1 CT877WP1	ALT, (AC) ALT, (AC), OE-NO 71739915 ALT, (AC), OE-NO 60662991 CA, WP CA, WP CA, WP, MTR-CODE: AR 67106
1.9 JTD	02/99-01/01	AR32302	77	1910	∞ ∞ ∞ ⊙ ⊙ ▬ ▬▬▬ ▬▬▬	6PK1038 6PK1780 6PK1795 AP9017 VD1065 CT968 CT968K2 CT968WP2	ALT, PS, (-AC) ALT, PS, AC, ⇨02/1999, ⇨MTR-NO 1370829 ALT, PS, AC, 03/1999⇨, MTR-NO 1370829⇨ ALT, (Magneti Marelli), FOR ALT: 100A, OE-NO 60816045 CA CA CA
1.9 TD	10/94-02/99	AR67501, AR33601	66	1929	∞ ∞ ∞ ▬ ▬▬▬	AVX10X725 5PK915 5PK940 5PK990 CT617 CT617K1	PS ALT, (AC), MTR-NO 1723044⇨ AC ALT, (AC), MTR-NO 1723044⇨ CA CA
2.0 16V Quadrifoglio	03/98-01/01	AR32301	114	1970	∞	6PK1080	ALT, PS, (-AC), MTR-NO 1385144⇨



ALFA ROMEO

145 (930)



					6PK1973 7PK1080 7PK1980 CT877 CT970 CT877K1 CT970K1 CT877WP1	ALT, PS, AC, MTR-NO 1385144⇔ ALT, PS, (-AC), ⇔MTR-NO 1385143 ALT, PS, AC, ⇔MTR-NO 1385143 CA BS CA BS CA
2.0 16V TS.	10/95-01/01	AR67204	110	1970	7PK1080 7PK1950 CT877 CT970 CT877K1 CT970K1 CT877WP1	ALT ALT, AC CA BS CA BS CA

146 (930)

1.4 i.e.	12/94-12/96	AR33501	66	1351	AVX10X825 AVX13X950 5PK865 CT581 CT581K1	PS AC ALT CA, 2x CA
1.4 i.e. 16V TS.	11/96-01/01	AR33503, AR38501	76	1370	6PK1045 6PK1830 6PK1845 6PK1856 CT1149 CT1149K1 CT1149WP1	ALT, (AC) ALT, (AC), OE-NO 46749664 ALT, (AC), OE-NO 71739915 ALT, (AC), OE-NO 60662991 CA, WP CA, WP, MTR-CODE: AR33503 CA, WP, MTR-CODE: AR33503
1.6 i.e.	12/94-12/96	AR33201	76	1596	AVX10X825 AVX13X950 5PK865 CT581 CT581K1	PS AC ALT CA, 2x CA
1.6 i.e. 16V TS.	11/96-01/01	AR67601, AR38201	88	1598	6PK1045 6PK1845 6PK1856 CT947 CT947K2	ALT, (AC) ALT, (AC), OE-NO 71739915 ALT, (AC), OE-NO 60662991 CA CA
1.7 i.e. 16V	12/94-12/96	AR33401	95	1712	AVX10X825 AVX13X950 5PK865 CT782 CT782K1	PS AC ALT CA, 2x CA, 2X
1.8 i.e. 16V TS.	11/96-01/01	AR67106, AR38401	103	1747	6PK1045 6PK1845 6PK1856 CT877 CT877K1 CT877WP1	ALT, (AC) ALT, (AC), OE-NO 71739915 ALT, (AC), OE-NO 60662991 CA, WP CA, WP CA, WP, MTR-CODE: AR 67106
	03/98-01/01	AR32201	106	1747	6PK1045 6PK1845 6PK1856 CT877 CT877K1 CT877WP1	ALT, (AC) ALT, (AC), OE-NO 71739915 ALT, (AC), OE-NO 60662991 CA, WP CA, WP CA, WP
1.9 JTD	02/99-01/01	AR32302	77	1910	6PK1038 6PK1780 6PK1795 AP9017 VD1065	ALT, PS, (-AC) ALT, PS, AC, ⇔02/1999, ⇔MTR-NO 1370829 ALT, PS, AC, 03/1999⇔, MTR-NO 1370830⇔ ALT, (Magneti Marelli), FOR ALT: 100A, OE-NO 60816045





ALFA ROMEO						
146 (930)						
					CT968 CT968K2 CT968WP2	CA CA CA
1.9 TD	12/94-02/99	AR67501, AR33601	66	1929	AVX10X725 5PK915 5PK940 5PK990 CT617 CT617K1	PS ALT, (AC), MTR-NO 1723044⇔ AC ALT, (AC), MTR-NO 1723044⇔ CA CA
2.0 16V Quadrifoglio	03/98-01/01	AR32301	114	1970	6PK1080 6PK1973 7PK1080 7PK1950 CT877 CT970 CT877K1 CT970K1 CT877WP1	ALT, PS, (-AC), MTR-NO 1385144⇔ ALT, PS, AC, MTR-NO 1385144⇔ ALT, PS, (-AC), ⇔MTR-NO 1385143 ALT, PS, AC, ⇔MTR-NO 1385143 CA BS CA BS CA
2.0 16V TS.	10/95-01/01	AR67204	110	1970	7PK1080 7PK1950 CT877 CT970 CT971 CT877K1 CT970K1 CT877WP1	ALT ALT, AC CA BS, MTR-NO 0117878⇔ BS, ⇔MTR-NO 0117877 CA BS, MTR-NO 0117878⇔ CA
147 (937)						
1.6 16V T.SPARK	01/01-03/10	AR32104	88	1598	6PK1033 6PK1045 6PK1845 6PK1856 CT1149 CT1149K1 CT1149WP1	ALT, PS, MTR-NO 2835764⇔ ALT, PS, ⇔MTR-NO 2835763 ALT, PS, AC, MTR-NO 2835764⇔ ALT, PS, AC, ⇔MTR-NO 2835763 CA, WP, MTR-CODE: AR 321.03, AR 321.04 CA, WP CA, WP
1.6 16V T.SPARK ECO	01/01-03/10	AR37203	77	1598	6PK1033 6PK1045 6PK1845 6PK1856 CT1149 CT1149K1 CT1149WP1	ALT, PS, MTR-NO 2835764⇔ ALT, PS, ⇔MTR-NO 2835763 ALT, PS, AC, MTR-NO 2835764⇔ ALT, PS, AC, ⇔MTR-NO 2835763 CA, WP CA, WP CA, WP
1.9 JTD	04/01-03/10	937A2.000	85	1910	6PK1038 6PK1836 AP9017 VD1065 CT968 CT968K2 CT968WP2	ALT, PS, (-AC) ALT, PS, (AC) ALT, (Denso), FOR ALT: 105A, OE-NO 60816557, 46782213, FOR ALT: 120A, OE-NO 60816954, 60815944 CA, WP CA, WP CA, WP
	06/03-03/10	182B9.000	74	1910	6PK1038 6PK1836 AP9017 VD1065 CT968 CT968K2 CT968WP2	ALT, PS, (-AC) ALT, PS, (AC) ALT, (Denso), FOR ALT: 105A, OE-NO 60816557, FOR ALT: 120A, OE-NO 60816954, 9948513 CA CA CA
1.9 JTD 16V	11/02-03/10	192A5.000	103	1910	6PK1836 AP9017	ALT, AC ALT, (Denso), FOR ALT: 105A, OE-NO 46782213, FOR ALT: 120A, OE-NO 60816954

ALFA ROMEO



ALFA ROMEO

147 (937)



	09/03-09/04	937A4.000	93	1910	VD1065 MS29 CT1076 CT1076K1	ONLY WITH VD1065 CA CA
	10/04-03/10	192B1.000	100	1910	6PK1836 AP9017 VD1065 CT1076 CT1076K2	ALT, PS, AC ALT, (Denso), FOR ALT: 105A, OE-NO 46782213, FOR ALT: 120A, OE-NO 60816954 CA CA
1.9 JTDM	10/04-03/10	939A7.000	85	1910	6PK1038 6PK1836 AP9017 VD1065 CT968 CT968K2 CT968WP2	ALT, PS, (-AC) ALT, PS, (AC) ALT, (Denso), FOR ALT: 105A, OE-NO 46782213, 60816557, FOR ALT: 120A, OE-NO 60816954, 60815944 CA, WP CA, WP CA, WP
1.9 JTDM 16V	07/05-03/10	937A5.000	110	1910	6PK1836 AP9017 VD1065 CT1076 CT1105 CT1076K1 CT1105K1 CT1105WP1	ALT, PS, AC ALT, (Denso), FOR ALT: 105A, OE-NO 46782213, FOR ALT: 120A, OE-NO 60816954 CA, MTR-CODE: 937 A5.000, Euro3 CA, Euro4 CA, MTR-CODE: 937 A5.000, Euro3 CA, Euro4 CA, Euro4
	06/08-03/10	937A6.000	125	1910	AP9017	ALT, (Magneti Marelli), FOR ALT: 105A, OE-NO 46782213
1.9 JTDM 8V	07/05-03/10	937A3.000	88	1910	6PK1038 6PK1836 AP9017 VD1065 CT968 CT968K2 CT968WP2	ALT, PS, (-AC) ALT, PS, (AC) ALT, (Denso), FOR ALT: 105A, OE-NO 46782213, FOR ALT: 120A, OE-NO 60816954 CA, MTR-CODE: 937A3.000 CA, MTR-CODE: 937A3.000 CA, MTR-CODE: 937A.3000
2.0 16V T.SPARK	01/01-03/10	AR32310	110	1970	6PK1060 6PK1080 6PK1965 6PK1973 CT877 CT970 CT877K2 CT970K1 CT877WP2	ALT, PS, (-AC), MTR-NO 2835765⇔ ALT, PS, (-AC), ⇔MTR-NO 2835764 ALT, PS, AC, MTR-NO 2835765⇔ ALT, PS, AC, ⇔MTR-NO 2835764 CA BS CA BS CA
3.2 GTA	02/03-03/10	932A.000	184	3179	6PK1990 CT1119 CT1119K1	ALT, PS, AC CA CA
155 (167) 1.6 16V T.S.	05/96-12/97	AR67601	88	1598	6PK1045 6PK1845 CT947	ALT, PS, (-AC) ALT, PS, (AC) CA





ALFA ROMEO

155 (167)

↔					CT947K2	CA
1.7 TS.	04/93-04/96	AR67105	85	1748	4PK962	PS
					5PK1285	ALT, (AC)
					5PK813	ALT, (AC)
		AR67103	83	1748	4PK962	ALT
					5PK1295	ALT, AC
1.7 TS. 16V	05/96-12/97	AR67106	103	1747	6PK1045	ALT
					6PK1845	ALT, AC
					CT877	CA
					CT877K1	CA
					CT877WP1	CA
1.8 TS, 1.8 TS. Sport	01/92-06/97	AR67101, AR67102, AR67402	77-95	1756- 1773	4PK962	PS
					5PK1285	ALT, (AC)
					5PK813	ALT, (AC)
1.9 TD	04/93-12/97	AR67501	66	1929	AVX10X725	PS
					5PK906	ALT, (AC), ⇨ MTR-NO 1723043, ⇨ 12/1993
					5PK915	ALT, (AC), MTR-NO 1723044⇨
					5PK940	AC
					5PK975	ALT, (AC), ⇨ MTR-NO 1723043, ⇨ 12/1993
					5PK990	ALT, (AC), MTR-NO 1723044⇨
					CT617	CA
					CT617K1	CA
2.0 16V Turbo Q4	01/92-12/97	AR67203	137- 140	1995	AVX13X750	PS, (AC)
					AVX13X850	AC
					AVX13X875	PS, (-AC)
					5PK1054	ALT
					CT833	BS
					CT931	CA
					CT931K1	CA
2.0 TS.	02/92-02/95	AR67201, AR67202	104- 106	1995	4PK962	PS
					5PK1285	ALT, (AC)
					5PK813	ALT, (-AC)
2.0 TS. 16V	03/95-12/97	AR67204	110	1970	7PK1080	ALT
					7PK1950	ALT, AC
					CT877	CA
					CT970	BS
					CT877K1	CA
					CT970K1	BS, MTR-NO 0087812⇨
					CT877WP1	CA
2.5 TD	04/93-12/97	VM07B, VM31B	92	2499	AVX10X625	WP
					AVX10X825	PS
					AVX13X1015	AC
					7PK1715	ALT
2.5 V6	02/92-12/97	AR67301, AR67302, AR67303	120- 121	2492	4PK673	PS, (AC)
					4PK875	PS
					5PK1015	ALT
					6PK976	AC
					CT819	CA

156 / 156 Sportwagon (923)

1.6 16V T.SPARK	09/97-05/06	AR67601, AR32102, AR32104, AR32103	88	1598	6PK1033	ALT, PS, (-AC), OE-NO 60653027
					6PK1045	ALT, PS, (-AC), OE-NO 60815889
					6PK1845	ALT, PS, (AC), OE-NO 60815887
					6PK1856	ALT, PS, (AC), OE-NO 60662991
					CT1149	CA, MTR-CODE: AR32103, AR32104
					CT947	CA, MTR-CODE: AR32102, AR67601
					CT1149K1	CA, MTR-CODE: AR32103, AR 32104
1.8 16V T.SPARK	05/00-10/00	AR32201	106	1747	CT947K2	CA, MTR-CODE: AR32102, AR67601
					CT1149WP1	CA, MTR-CODE: AR32103, AR 32104
					6PK1033	ALT, PS, (-AC), OE-NO 60653027
					6PK1045	ALT, PS, (-AC), OE-NO 60815889
					6PK1845	ALT, PS, (AC), OE-NO 60815887





ContiTech



ALFA ROMEO

156 / 156 Sportwagon (923)



	10/00-05/06	AR32205	103	1747	6PK1856 CT877 CT877K1 CT877WP1	ALT, PS, (AC), OE-NO 60662991 CA, MTR-CODE: AR32201 CA, MTR-CODE: AR32201 CA, MTR-CODE: AR32201
	05/00-10/00	AR32302	77	1910	6PK1038 6PK1836 6PK1845 6PK1856 CT947	ALT, (AC) ALT, (AC), OE-NO 55189677 ALT, (AC), OE-NO 71739915 ALT, (Magnetit Marelli), FOR ALT: 100A, OE-NO 60816045
1.9 JTD	10/00-05/01	AR37101	81	1910	6PK1038 6PK1836 6PK1845 AP9017 VD1065 MS29 CT968 CT968K2 CT968WP2	ONLY WITH VD1065 CA CA CA
	05/01-05/06	937A2.000	85	1910	6PK1038 6PK1836 AP9017 VD1065 MS29 CT968 CT968K2 CT968WP2	ALT, (AC) ALT, (AC) ALT, (Denso), FOR ALT: 100A, OE-NO 60816045, FOR ALT: 105A, OE-NO 60816557, FOR ALT: 120A, OE-NO 60816954, 60815944 ONLY WITH VD1065 CA CA CA
1.9 JTD, 1.9 JTD 16V Q4	07/04-05/06	937A5.000	110	1910	6PK1836 AP9017 VD1065 CT1076 CT1105 CT1076K1 CT1105K1 CT1105WP1	ALT ALT, (Denso), FOR ALT: 120A, OE-NO 46809068, 60816954 CA, OE-NO 46791189 CA, OE-NO 55183528 CA, OE-NO 46791189 CA, OE-NO 55183528 CA, OE-NO 55183528
1.9 JTD	11/02-05/06	192B1.000, 937A4.000	93-100	1910	6PK1836 AP9017 CT1076 CT1105 CT1076K1 CT1105K1 CT1105WP1	ALT ALT, (Denso), FOR ALT: 120A, OE-NO 60816954 CA, OE-NO 46791189 CA, OE-NO 55183528 CA, OE-NO 46791189 CA, OE-NO 55183528 CA, OE-NO 55183528
	11/02-11/04	192B1.000	100	1910	6PK1836 AP9017 CT1076 CT1105	ALT ALT, (Denso), FOR ALT: 120A, OE-NO 60816954 CA, OE-NO 46791189 CA, OE-NO 55183528





ALFA ROMEO

156 / 156 Sportwagon (923)



					CT1076K1 CT1105K1 CT1105WP1	CA, OE-NO 46791189 CA, OE-NO 55183528 CA, OE-NO 55183528
1.9 JTD 16V	11/02-05/06	192A5.000	103	1910	6PK1038 6PK1836 AP9017 VD1065 CT1076 CT1076K1	ALT, PS, (-AC) ALT, PS, (AC) ALT, (Denso), FOR ALT: 120A, OE-NO 60816954 CA CA
2.0	03/02-05/06	932A2.000	119	1970	6PK1965 CT877 CT970 CT877K2 CT877WP2	ALT CA BS CA CA
2.0 16V T.SPARK	10/00-03/02	AR32310	110	1970	6PK1060 6PK1080 6PK1965 6PK1973 CT877 CT970 CT877K2 CT970K1 CT877WP2	ALT, PS, (-AC), MTR-NO 2835765⇔ ALT, PS, (-AC), ⇔MTR-NO 2835764 ALT, PS, AC, MTR-NO 2835765⇔ ALT, PS, AC, ⇔MTR-NO 2835764 CA BS CA BS CA
	09/97-10/00	AR32301	114	1970	6PK1060 6PK1080 6PK1965 6PK1973 7PK1080 7PK1980 CT877 CT970 CT877K1 CT970K1 CT877WP1	ALT, PS, (-AC), MTR-NO 2835765⇔ ALT, PS, (-AC), MTR-NO 1385144⇔, ⇔MTR-NO 2835764 ALT, PS, AC, MTR-NO 2835765⇔ ALT, PS, AC, MTR-NO 1385144⇔, ⇔MTR-NO 2835764 ALT, PS, (-AC), ⇔MTR-NO 1385143 ALT, PS, AC, ⇔MTR-NO 1385143 CA BS CA BS CA
2.0 JTS	03/02-05/06	937A1.000	122	1970	6PK1965 CT877 CT970 CT877K2 CT970K1 CT877WP2	ALT, PS, AC CA BS CA BS CA
2.0 Twin Spark	11/97-04/00	AR32303	118	1970	7PK1080 7PK1970 CT877 CT970 CT877K1 CT877WP1	ALT, (AC) ALT, (AC) CA BS CA CA
2.4 JTD	05/00-10/00	AR32501	100	2387	6PK1105 6PK1750 6PK1760 6PK1760D1 AP9017 VD1064 MS28 CT968 CT968K1 CT968WP1	ALT, PS, (-AC) ALT, PS, AC, ⇔MTR-NO 1904012 ALT, PS, AC, MTR-NO 1904013⇔ MTR-NO 1904013⇔, ALT, PS, AC ALT, (Denso), FOR ALT: 100A, OE-NO 60816045, FOR ALT: 120A, OE-NO 60815944 ONLY WITH VD1064 CA CA CA
	10/00-05/06	839A6.000	103	2387	6PK1105 6PK1760	ALT, PS, (-AC) ALT, PS, AC





ALFA ROMEO

156 / 156 Sportwagon (923)



					6PK1760D1 AP9017 VD1064 MS28 CT968 CT968K1 CT968WP1	ALT, PS, AC ALT, (Denso), FOR ALT: 100A, OE-NO 60816045, FOR ALT: 120A, OE-NO 60815944 ONLY WITH VD1064 CA CA CA
03/02-05/06	841C000	110	2387	6PK1105 6PK1760 6PK1760D1 AP9017 VD1064 MS28 CT968 CT968K1 CT968WP1	ALT, PS, (-AC) ALT, PS, AC ALT, PS, AC ALT, (Denso), FOR ALT: 120A, OE-NO 60816954 ONLY WITH VD1064 CA CA CA	
10/03-05/06	841G.000	129	2387	6PK1760 6PK1760D1 AP9017 VD1064 MS28 CT1076 CT1076K2	ALT, PS, AC ALT, PS, AC ALT, (Denso), OE-NO 46809068, FOR ALT: 120A ONLY WITH VD1064 CA CA	
06/03-05/06	841M.000, 841N.000	120	2387	6PK1760 AP9017 CT1076 CT1076K2	ALT ALT, (Denso), OE-NO 46809068, FOR ALT: 120A CA CA	
09/97-10/00	AR32501	100	2387	6PK1105 6PK1750 6PK1760 6PK1760D1 AP9017 VD1064 MS28 CT968 CT968K1 CT968WP1	ALT, PS, (-AC) ALT, PS, AC, ⇨03/2000, ⇨MTR:NO 1904012 ALT, PS, AC, 04/2000⇨, MTR:NO 1904013⇨ 04/2000⇨, MTR:NO 1904013⇨, ALT, PS, AC ALT, (Denso), FOR ALT: 100A, OE-NO 60816045, FOR ALT: 120A, OE-NO 60816954, 60815944 ONLY WITH VD1064 CA CA CA	
2.5 V6 24V	09/97-05/06	AR32401, AR32402, AR32405	140- 141	2492	6PK1990 CT1119 CT1119K1	ALT, PS, AC CA CA
3.2 GTA	03/02-05/06	932A.000	184	3179	6PK1990 CT1119 CT1119K1	ALT, PS, AC CA CA

156 / 156 Sportwagon (932)

1.8 16V T.SPARK

10/00-09/05	AR32205	103	1747	6PK1033 6PK1045 6PK1845 6PK1856 CT947 CT947K2	ALT, PS, (-AC), OE-NO 60653027 ALT, PS, (-AC), OE-NO 60815889 ALT, PS, (AC), OE-NO 60815887 ALT, PS, (AC), OE-NO 60662991 CA, MTR-CODE: AR32205 CA, MTR-CODE: 32205	
09/97-10/00	AR32201	106	1747	6PK1033 6PK1045 6PK1845 6PK1856 CT877 CT877K1 CT877WP1	ALT, PS, (-AC), OE-NO 60653027 ALT, PS, (-AC), OE-NO 60815889 ALT, PS, (AC), OE-NO 60815887 ALT, PS, (AC), OE-NO 60662991 CA CA CA	
1.9 JTD	10/00-05/01	AR37101	81	1910	6PK1038 6PK1836	ALT, (-AC) ALT, (AC), OE-NO 55189677





ALFA ROMEO

156 / 156 Sportwagon (932)



					6PK1845 AP9017 AP9058 VD1065 MS29 CT968 CT968K2 CT968WP2	ALT, (AC), OE-NO 71739915 ALT, (Denso), FOR ALT: 100A, OE-NO 60816045, FOR ALT: 105A, OE-NO 60816557, FOR ALT: 120A, OE-NO 60816954, 60815944 ALT, (Magnetit Marelli), FOR ALT: 100A, OE-NO 60815953, 46765838 ONLY WITH VD1065 CA CA CA
09/97-10/00	AR32302	77	1910	6PK1038 6PK1836 6PK1845 AP9017 VD1065 CT968 CT968K2 CT968WP2	ALT, PS, (-AC) ALT, PS, (AC), OE-NO 55189677 ALT, PS, (AC), OE-NO 60815887 ALT, (Magnetit Marelli), FOR ALT: 100A, OE-NO 60816045 CA, WP CA, WP CA, WP	

159 / 159 Sportwagon (939)

1.8 MPI

03/07-11/11	939A4.000	103	1796	4PK643 ELAST 5PK1546 5PK1592 CT1077 CT1077K1 CT1077WP1	PS ALT, CH-NO 7067139⇒ ALT, ⇒CH-NO 7067138 CA CA CA
-------------	-----------	-----	------	---	--

1.8 Tbi

05/09-11/11	939B1.000	147	1742	6PK1750 CT1157	ALT CA
-------------	-----------	-----	------	---------------------------------	-----------

1.9 JTDM 16V

09/05-11/11	939A2.000	110	1910	6PK1725 6PK1733 AP9017 AP9054 VD1065 CT1105 CT1105K1 CT1105WP1	ALT, 05/2007⇒ ALT, ⇒05/2007 ALT, (Denso), FOR ALT: 120A, OE-NO 73503235, FOR ALT: 140A, OE-NO 73501591 ALT, (Denso), FOR ALT: 100A, OE-NO 51764265, 51854901, FOR ALT: 120A, OE-NO 51793678, 51854902 CA, MTR-CODE: 939 A2.000, 939 A8.000 CA, MTR-CODE: 939 A2.000, 939 A8.000 CA, MTR-CODE: 939 A2.000, 939 A8.000
-------------	-----------	-----	------	---	---

939A8.000,
937A8.000

100

1910

6PK1725 6PK1733 AP9017 AP9054 VD1065 CT1105 CT1105K1 CT1105WP1	ALT, 05/2007⇒ ALT, ⇒05/2007 ALT, (Denso), FOR ALT: 120A, OE-NO 73503235, FOR ALT: 140A, OE-NO 73501591 ALT, (Denso), FOR ALT: 100A, OE-NO 51764265, 51854901, FOR ALT: 120A, OE-NO 51793678, 51854902 CA, MTR-CODE: 937 A8.000, 939 A8.000 CA, MTR-CODE: 937 A8.000, 939 A8.000 CA, MTR-CODE: 937 A8.000, 939 A8.000
---	---

1.9 JTDM 8V

09/05-11/11	939A1.000	88	1910	6PK1725 6PK1733 AP9017 AP9054 VD1065 CT1106 CT1106K1	ALT, 05/2007⇒ ALT, ⇒05/2007 ALT, (Denso), FOR ALT: 120A, OE-NO 73503235, FOR ALT: 140A, OE-NO 73501591 ALT, (Denso), FOR ALT: 100A, OE-NO 51764265, 51854901, FOR ALT: 120A, OE-NO 51793678, 51854902 CA, MTR-CODE: 939 A1.000 CA
-------------	-----------	----	------	---	---





ALFA ROMEO

159 / 159 Sportwagon (939)



		939A7.000, 937A7.000	85	1910	CT1106WP1 CA 6PK1725 ALT, 05/2007⇨ 6PK1733 ALT, ⇨05/2007 AP9017 ALT, (Denso), FOR ALT: 120A, OE-NO 73503235, FOR ALT: 140A, OE-NO 73501591 AP9054 ALT, (Denso), FOR ALT: 100A, OE-NO 51764265, 51854901, FOR ALT: 120A, OE-NO 51793678, 51854902 CT1106 CA CT1106K1 CA CT1106WP1 CA
1.9 JTS	09/05-11/11	939A6.000	118	1859	3PK977 ELAST PS 5PK1070 ALT
2.0 JTDM	05/09-11/11	939B3.000, 939B4.000	100- 125	1956	6PK1725 ALT AP9054 ALT, (Denso), FOR ALT: 100A, OE-NO 51764265, 51854901, FOR ALT: 120A, OE-NO 51793678, 51854902 VD1065 CT1105 CA
		844A2.000	120	1956	AP9054 ALT, (Denso), FOR ALT: 100A, OE-NO 51764265, 51854901, FOR ALT: 120A, OE-NO 51793678, 51854902
2.2 JTS	09/05-11/11	939A5.000	136	2198	5PK1070 ALT
2.4 JTDM	09/05-11/11	939A3.000	147	2387	5PK595 ELAST ALT 6PK1005 AC 6PK1580 PS, AC VD1064 CT1105 CA CT1105K2 CA
	05/07-11/11	939A9.000	154	2387	5PK595 ELAST ALT 6PK1580 AC, (PS) VD1064 CT1105 CA CT1105K2 CA
2.4 JTDM Q4	05/07-11/11	939A9.000	154	2387	5PK595 ELAST ALT 6PK1580 PS, AC VD1064 CT1105 CA CT1105K2 CA
3.2 JTS, 3.2 JTS Q4	12/05-11/11	939A.000	191	3195	6PK2145 ALT
164 (164) 2.0	06/87-09/98		102	1962	AVX13X800 ALT AVX13X975 ALT, (AC) 4PK962 PS 5PK1100 PS, WP 5PK1295 ALT, AC 5PK825 ALT 5PK990 ALT, (AC)
2.0 TS.	06/87-09/92	AR06416, AR06420	105- 109	1995	AVX13X800 ALT 4PK962 PS 5PK1100 PS, WP 5PK1295 ALT, AC 5PK825 ALT 5PK990 ALT, AC
	09/92-09/98	AR64103	106	1995	4PK962 PS 5PK1285 ALT, (AC) 5PK813 ALT, (AC)
2.0 Turbo	10/87-09/98	AR06476	128- 129	1995	AVX10X1090 ALT CT608 CA CT608K2 CA
2.0 V6 Turbo	09/92-09/98	AR64102	148	1996	4PK770 PS





ContiTech



ALFA ROMEO

164 (164)

					∞ ∞ ▲	7PK1175 7PK1240 CT819	ALT, (AC) ALT, (AC) CA
	03/91-09/92	AR64101	150	1997	∞ ∞ ∞ ∞ ∞ ▲	AVX10X750 AVX10X775 AVX10X788 AVX13X1050 AVX13X975 CT575	ALT, (AC) PS, MTR-NO 81722⇔ PS, ⇔MTR-NO 81721 AC ALT, (AC) CA
2.5 TD	09/92-09/98	VM32B, VM08B	92	2499	∞ ∞	7PK1715 7PK2054	ALT, (AC) ALT, (AC)
	06/87-09/92	VM84A	84	2499	∞ ∞ ∞ ∞ ∞ ∞	AVX10X625 AVX10X813 AVX10X825 AVX13X1025 5PK1100 7PK1113	WP PS, OE-NO 60574816 PS, OE-NO 60513650 AC ALT, ⇔MTR-NO 3060 ALT, MTR-NO 3061⇔
2.5 V6	09/92-09/98	AR66201	120	2492	∞	7PK1980	ALT, PS, AC
3.0	10/94-08/97	AR64399	145	2959	∞ ∞ ∞ ▲	4PK765 7PK1175 7PK1240 CT819	PS ALT, (AC) ALT, (AC) CA
3.0 i.e. QV	09/90-09/92	AR06430, AR64301	147	2959	∞ ∞ ∞ ▲	AVX10X785 AVX13X975 7PK1980 CT575	PS ALT ALT, PS, AC CA
3.0 V6	09/92-09/98	AR66303, AR64305	132	2959	∞ ∞ ∞ ▲	4PK770 7PK1175 7PK1240 CT819	PS ALT, (AC) ALT, (AC) CA
3.0, 3.0 24V, 3.0 24V Q4, 3.0 24V QV	09/92-09/98	AR66301, AR66302, AR64304, AR64307, AR64308	155- 171	2959	∞	7PK1980	ALT, PS, AC
3.0, 3.0 V6	06/87-09/92	AR06410, AR06412	135- 141	2959	∞ ∞ ∞ ∞ ∞ ▲	AVX10X750 AVX10X775 AVX10X788 AVX13X1050 AVX13X975 5PK675 CT575	ALT, (AC), 04/1990⇔ PS, MTR-NO 0083011⇔ PS, ⇔MTR-NO 0083010 AC, 11/1987⇔ ALT, (AC), 11/1987⇔ ALT, (AC), ⇔03/1990 CA

166 (936)

2.0 T.Spark	09/98-06/07	AR36301, AR34103	110- 114	1970	∞ ∞ ∞ ∞ ▲ ▲ ▲ ▲ ▲ ▲	6PK1080 6PK1973 7PK1080 7PK1980 CT877 CT970 CT877K1 CT970K1 CT877WP1	ALT, PS, (AC), MTR-NO 1385144⇔ ALT, PS, AC, MTR-NO 1385144⇔ ALT, PS, (AC), ⇔MTR-NO 1385143 ALT, PS, AC, ⇔MTR-NO 1385143 CA BS CA BS CA
2.0 V6	09/98-10/00	AR34102	151	1996	∞	6PK1990	ALT, PS, AC
2.4 JTD	09/98-10/00	AR34202	100	2387	∞ ⊙ ⊙ ▲ ▲ ▲	6PK1740 AP9017 VD1064 CT968 CT968K1 CT968WP1	ALT, PS, AC ALT, (Denso), FOR ALT: 120A, OE-NO 60815944 CA CA CA
	10/00-06/07	839A6.000	103	2387	∞ ⊙	6PK1740 AP9017	ALT, PS, AC ALT, (Denso), FOR ALT: 120A, OE-NO 60816954,

ALFA ROMEO



ContiTech



ALFA ROMEO

166 (936)



					VD1064 CT968 CT968K1 CT968WP1	60815944 CA CA CA
	04/02-06/07	841C000	110	2387	6PK1740 AP9017 VD1064 CT968 CT968K1 CT968WP1	ALT, PS, AC ALT, (Denso), FOR ALT: 120A, OE-NO 60816954, 60815944 CA CA CA
	10/03-06/07	841G.000, 841H.000	129	2387	6PK1740 AP9017 VD1064 CT1076 CT1076K2	ALT, PS, AC ALT, (Denso), FOR ALT: 120A, OE-NO 60816954, 60815944 CA CA
	07/05-06/07	841M.000, 936B.000	132- 136	2387	6PK1740 AP9017 VD1064 CT1105 CT1105K2	ALT, PS, AC ALT, (Denso), FOR ALT: 120A, OE-NO 60816954, 60815944 CA CA
2.5 V6 24V	09/98-06/07	AR34201, AR36201	138- 140	2492	6PK1990 CT1119 CT1119K1	ALT, PS, AC CA CA
3.0 V6 24V	09/98-06/07	AR34301, AR36101	162- 166	2959	6PK1990 CT1119 CT1119K1	ALT, PS, AC CA CA
3.2 V6 24V	10/03-06/07	936A.000	176	3179	6PK1990 CT1119 CT1119K1	ALT, PS, AC CA CA

33 / 33 Sportwagon (905, 905A)

1.2	06/83-12/89	AR30585	50	1186	AVX10X825 AVX10X850 AVX10X865 AVX10X875	PS ALT ALT, FOR ALT: 55A ALT
1.3	06/83-12/89	AR30168, AR30502, AR30586, AR30587	55-63	1351	AVX10X825 AVX10X850 AVX10X865 AVX10X875 CT581 CT654 CT581K1 CT654K1	PS ALT ALT, FOR ALT: 55A ALT CA, 01/1988⇔, 2x CA, ⇔12/1987, 2x CA, 01/1988⇔ CA, ⇔12/1987
1.3 i.e.	05/83-12/89	AR30168	66	1351	AVX10X825 CT654 CT654K1	PS CA, 2x CA
1.5	12/86-12/89	AR30146, AR30508, AR30588	77	1490	AVX10X825 AVX10X850 AVX10X865 AVX10X875 CT581 CT654 CT581K1 CT654K1	PS ALT ALT, FOR ALT: 55A ALT CA, 01/1988⇔, 2x CA, ⇔12/1987, 2x CA, MTR-CODE: AR30588, 01/1988⇔ CA, ⇔12/1987
	05/83-12/93	AR30182	70	1490	AVX10X825 AVX10X850 AVX10X865 AVX10X875	PS ALT, (DOUBLE CARB) ALT, (CARB), FOR ALT: 55A ALT, (CARB), NOT FOR ALT: 55A





ALFA ROMEO

33 / 33 Sportwagon (905, 905A)

						CT654	CA
						CT654K1	CA
	06/83-12/86	AR30143, AR30504, AR30520	62-66	1490		AVX10X825	PS
						AVX10X850	ALT
						AVX10X865	ALT, FOR ALT: 55A
						AVX10X875	ALT
						CT654	CA, 2X
						CT654K1	CA
1.5, 1.5 4x4	07/86-12/89	AR30588	75	1490		AVX10X825	PS
						AVX10X850	ALT
						AVX10X865	ALT, FOR ALT: 55A
						AVX10X875	ALT
						CT581	CA, 01/1988⇨, 2x
						CT654	CA, ⇨12/1987, 2x
						CT581K1	CA, 01/1988⇨
						CT654K1	CA, ⇨12/1987
1.5 4x4, 1.5 QV	06/84-12/89	AR30146, AR30588, AR30588	77	1490		AVX10X825	PS
						AVX10X850	ALT
						AVX10X865	ALT, FOR ALT: 55A
						AVX10X875	ALT
						CT581	CA, 01/1988⇨, 2x
						CT654	CA, ⇨12/1987, 2x
						CT581K1	CA, MTR-CODE: AR30588, 01/1988⇨
						CT654K1	CA, ⇨12/1987
1.5, 1.5 4x4	11/83-12/86	AR30504, AR30520	62-66	1490		AVX10X825	PS
						AVX10X850	ALT
						AVX10X865	ALT, FOR ALT: 55A
						AVX10X875	ALT
						CT654	CA, 2X
						CT654K1	CA
1.7	01/86-12/89	AR30550	87	1712		CT581	CA, 2x
						CT581K1	CA, 01/1988⇨
1.7 ie., 1.7 ie. 4x4, 1.7 QV	09/88-12/89	AR30550, AR30558, AR30737	77-84	1712		AVX10X825	PS
						AVX10X850	ALT
						AVX13X950	AC
						CT581	CA, 2x
						CT581K1	CA
1.8 TD	01/86-06/90	VM82A	54	1779		AVX10X1150	PS
						AVX10X1150	ALT

33 / 33 Sportwagon (907A, 907B)

1.4 ie., 1.4 ie. 4x4	06/91-09/94	AR30753, AR30755, AR30587	65-66	1351		AVX10X825	PS
						AVX10X850	ALT
						AVX10X865	ALT, FOR ALT: 55A
						AVX10X875	ALT
						CT581	CA, 2x
						CT581K1	CA
1.5 ie	01/90-09/94	AR30750, AR30751	71-74	1490		CT581	CA, 2x
						CT581K1	CA
1.7 16V, 1.7 16V 4x4	01/90-09/94	AR30747	95-97	1712		AVX10X825	PS
						AVX10X850	ALT
						AVX13X950	AC
						CT782	CA, 2x
						CT782K1	CA, 2X
		AR30746	101	1712		CT782	CA, 2x
						CT782K1	CA, 2X
1.7 ie., 1.7 ie. 4x4	01/90-09/94	AR30736, AR30737, AR30737A	77-79	1712		AVX10X825	PS
						AVX10X850	ALT
						AVX13X950	AC
						CT581	CA, 2x
						CT581K1	CA



ContiTech



ALFA ROMEO

6 (119)

↔ 2.0	07/81-12/86	AR01932	99	1997	AVX10X925 CT575	ALT CA
2.5 i.e.	04/79-12/86	AR01928	110- 116	2492	AVX10X838 AVX10X875 CT575	ALT PS CA

75 (162B)

1.6	05/85-09/89	AR06100	81	1567	AVX10X825 AVX13X1100 AVX13X850	ALT PS AC
1.6, 1.6 KAT	05/85-02/92	AR61101	76-81	1567- 1570	AVX10X825 AVX13X1100 AVX13X850	ALT PS AC
1.8	09/85-02/92	AR61102, AR61201, AR06202, AR06168	85-90	1779	AVX10X825 AVX13X1100 AVX13X850	ALT PS AC
1.8 Turbo, 1.8 Turbo i.e.	02/86-02/92	AR06134, AR06158	110- 114	1779	AVX10X825 AVX13X1100 AVX13X850	ALT PS AC
2.0	05/85-10/88	AR06212	94	1962	AVX10X825 AVX13X1055 AVX13X1100 AVX13X850	ALT WP, FAN AC
2.0 TS, 2.0 TS KAT	05/85-02/92	AR06166, AR06224	107- 109	1962	AVX10X825 AVX13X1100 AVX13X850	ALT PS AC
2.0 TD	05/85-09/92	VM80A	70	1995	AVX10X1100 AVX10X650	ALT PS
2.5 V6	05/85-08/86	AR01646, AR01911	115	2492	AVX10X838 AVX10X990 AVX13X925 CT575	ALT PS AC CA
3.0 V6, 3.0 V6 KAT	01/87-02/92	AR06120, AR06124, AR61503	136- 141	2959	AVX10X838 AVX10X990 AVX13X925 CT575	ALT PS AC CA

90 (162)

1.8	10/84-07/87	AR06202	85-89	1779	AVX10X825 AVX13X1125 AVX13X850	ALT PS AC
2.0 i.e.	10/84-07/87	AR01713, AR06210, AR06212	94-97	1962- 1997	AVX10X825 AVX13X1125 AVX13X850	ALT PS AC
2.4 TD	10/84-07/87	VM81A	81	2393	AVX10X1100 AVX10X650	ALT PS
2.5 i.e. V6	10/84-07/87	AR01646, AR01911	110	2492	AVX10X838 AVX10X990 AVX13X925 CT575	ALT PS AC CA

ALFASUD (901, 904, 902.A)

1.2	06/72-09/84	AR30102, AR30102S	44-46	1186	AVX10X875 AVX10X888 CT654 CT654K1	ALT, 2X ALT CA, 2X CA
1.2, 1.2 ti	11/73-09/84	AR30102, AR30104	46-50	1186	AVX10X875 AVX10X888 CT654 CT654K1	ALT, 2X ALT CA, 2X CA
1.3	09/76-12/81	AR30184	55	1286	AVX10X875 AVX10X888 CT654	ALT, 2X ALT CA, 2X





ALFA ROMEO

ALFASUD (901, 904, 902.A)

1.3, 1.3 SC/ti Super, 1.3 Super, 1.3 ti	01/77-12/84	AR30160, AR30164, AR30168, AR30184	51-63	1286-1351	CT654K1 CA AVX10X875 ALT, 2X AVX10X888 ALT CT654 CA, 2X CT654K1 CA
1.4	07/79-12/89	AR30168	63	1351	AVX10X875 ALT, 2X AVX10X888 ALT CT654 CA, 2X CT654K1 CA
1.5	05/78-12/81	AR30124	61	1490	AVX10X875 ALT, 2X AVX10X888 ALT CT654 CA, 2X
	07/79-01/87	AR30128	70	1490	AVX10X875 ALT, 2X AVX10X888 ALT CT654 CA, 2X CT654K1 CA
1.5 ti	01/79-12/84	AR30124, AR30128	61-70	1490	AVX10X875 ALT, 2X AVX10X888 ALT CT654 CA, 2X CT654K1 CA
1.5, 1.5 ti Sprint	01/83-12/87	AR30146	77	1490	AVX10X850 ALT AVX10X875 ALT, OE-NO 107037 AVX10X888 ALT, OE-NO 101947 CT654 CA, 2X CT654K1 CA
1.7 i.e.	10/87-12/89	AR30558	77	1712	AVX10X825 PS AVX10X850 ALT AVX13X950 AC CT581 CA, 01/1988⇄, 2x CT654 CA, 2X, ⇄12/1987 CT581K1 CA, 01/1988⇄ CT654K1 CA, ⇄12/1987

ALFETTA (116)

1.6	01/75-12/84	AR01600	79	1570	AVX10X825 ALT AVX13X1250 AC
1.8	10/79-12/84	AR01608,	89-90	1779	AVX10X825 ALT
		AR01678			AVX13X1250 AC
2.0	07/78-12/84	AR01655, AR01713, AR10520	97	1962	AVX10X825 ALT AVX13X1250 AC
2.0 TD	10/79-03/83	VM4HT/2	60	1995	AVX10X1025 ALT
2.4 TD	04/83-12/84	VM4HT2.4	70	2393	AVX10X1100 ALT

ALFETTA GT (116)

1.6	01/76-09/82	AR01600	79	1570	AVX10X825 ALT
					AVX13X1250 AC
2.0	07/78-01/86	AR01623	89	1962	AVX10X825 ALT AVX13X1250 AC

ARNA (920)

1.2	01/85-12/86	AR30500, AR31000	44-50	1186	AVX10X875 ALT
					CT654 CA, 2X
					CT654K1 CA
1.3 TI	03/83-12/86	AR30168, AR31010	63	1351	AVX10X875 ALT
					CT654 CA, 2X
					CT654K1 CA

BRERA

1.8 Tbi	05/09-	939B1.000	147	1742	6PK1750 ALT CT1157
2.0 JTDM	05/09-	939B3.000	125	1956	6PK1725 ALT
					AP9054 ALT, (Denso), FOR ALT: 100A, OE-NO 51854901, FOR ALT: 120A, OE-NO 51854902
					VD1065 CT1105 CA





ContiTech



ALFA ROMEO

BRERA

↔	03/08-	844A2.000	120	1956	AP9054	ALT, (Denso), FOR ALT: 100A, OE-NO 51854901, FOR ALT: 120A, OE-NO 51854902
2.2 JTS	01/06-	939A5.000	136	2198	5PK1070	ALT
2.4 JTDM 20V	01/06-	939A3.000	147	2387	5PK595 ELAST	ALT
					6PK1580	PS, AC
					VD1064	
					CT1105	CA
					CT1105K2	CA
	05/07-	939A9.000	154	2387	5PK595 ELAST	ALT
					6PK1580	AC, (PS)
					VD1064	
					CT1105	CA
					CT1105K2	CA
3.2 JTS, 3.2 JTS Q4	01/06-	939A.000	191	3195	6PK2145	ALT

GIULIETTA (116)

1.3	10/77-06/83	AR01644	66	1357	AVX10X825	ALT
					AVX13X1250	AC
1.6	10/77-04/85	AR01600	79	1570	AVX10X825	ALT
					AVX13X1250	AC
1.8, 1.8 Turbo	04/79-12/85	AR01354, AR01678	90-110	1779	AVX10X825	ALT
					AVX13X1250	AC
2.0 TD	01/83-12/85	VM4HT	61	1995	AVX10X1025	ALT
2.0, 2.0 Turbo	06/80-04/85	AR01655, AR01699, AR11671	96-125	1962	AVX10X825	ALT
					AVX13X1250	AC

GIULIETTA (940)

1.6 JTDM	04/10-	940A3.000	77	1598	6PK1374	ALT, HOT COUNTRIES
					6PK1400	ALT, COLD COUNTRIES
					VD1065	
					CT1155	CA
					CT1155K1	CA
					CT1155WP1	CA
1.8 TBI	04/10-	940A1.000	173	1742	CT1157	CA
2.0 JTDM	04/10-	940A4.000	125	1956	6PK1400	ALT
					VD1065	OE-NO 71747797

GT (937)

1.8 TS	11/03-09/10	AR32205	103	1747	6PK1033	ALT, (AC)
					6PK1845	ALT, (AC)
					CT947	CA
					CT947K2	CA
1.9 JTD	11/03-09/10	937A5.000	110	1910	6PK1836	ALT, AC
					AP9017	ALT, (Denso), FOR ALT: 105A, OE-NO 46782213, FOR ALT: 120A, OE-NO 60816954
					VD1065	
					MS29	ONLY WITH VD1065
					CT1076	CA, MTR-CODE: 937 A5.000, Euro3
					CT1105	CA, Euro4
					CT1076K1	CA, MTR-CODE: 937 A5.000, Euro3
					CT1105K1	CA, Euro4
					CT1105WP1	CA, Euro4
						05/08-09/10
2.0 JTS	11/03-09/10	937A1.000, 932A2.000	121	1970	6PK1060	ALT, (AC)
					6PK1965	ALT, (AC)
					CT877	CA
					CT970	BS
					CT877K2	CA
					CT970K1	BS
					CT877WP2	CA
3.2 GTA	11/03-09/10	936A.000	176	3179	6PK1990	ALT, WP, PS, AC
					CT1119	CA
					CT1119K1	CA





ALFA ROMEO							
GTV (116)							
↔ 2.0	07/78-01/86	AR01655, AR06212	94-96	1962	∞ ∞	AVX10X825 ALT AVX13X1250 AC	
	6.2.5	11/80-02/87	AR01646	116	2492	∞ ▲▲▲	AVX10X850 ALT CT575 CA
GTV (916C.)							
1.8 16V	05/98-10/05	AR32201	106	1747	∞	6PK1045 ALT, (AC)	
					∞	6PK1856 ALT, (AC)	
					▲▲▲	CT877 CA, WP	
					▲▲▲	CT877K1 CA, WP	
					▲▲▲	CT877WP1 CA, WP	
2.0 JTS	04/03-10/05	937A1.000	121	1970	∞	6PK1965 ALT, PS, AC	
					▲▲▲	CT877 CA	
					▲▲▲	CT970 BS	
					▲▲▲	CT877K2 CA	
					▲▲▲	CT970K1 BS	
					▲▲▲	CT877WP2 CA	
2.0 T.SPARK 16V	06/95-10/05	AR16201, AR32310	110	1970	∞	7PK1080 ALT, PS, (AC)	
					∞	7PK1950 ALT, PS, AC	
					▲▲▲	CT877 CA	
					▲▲▲	CT970 BS, MTR-NO 0134319↔	
					▲▲▲	CT971 BS, ↔MTR-NO 0134318	
					▲▲▲	CT877K1 CA	
					▲▲▲	CT970K1 BS, MTR-NO 0134319↔, ↔MTR-NO 2417143	
					▲▲▲	CT877WP1 CA	
					∞	6PK1060 ALT, (AC), OE-NO 60676136	
					∞	6PK1080 ALT, (AC), OE-NO 60662969	
					∞	6PK1965 ALT, (AC), OE-NO 60653030	
					∞	6PK1973 ALT, (AC), OE-NO 60630741	
					∞	7PK1080 ALT, (AC), OE-NO 60617858	
					∞	7PK1980 ALT, (AC), OE-NO 60652358	
					▲▲▲	CT877 CA	
					▲▲▲	CT970 BS	
					▲▲▲	CT877K1 CA	
					▲▲▲	CT970K1 BS	
					▲▲▲	CT877WP1 CA	
2.0 V6 Turbo	06/95-09/98	AR16202	148	1996	∞	4PK673 PS	
					∞	5PK1010 ALT	
					∞	6PK976 AC	
					▲▲▲	CT819 CA	
3.0 V6 24V	10/96-10/05	AR16102, AR16105	160- 162	2959	∞	6PK1990 ALT, PS, AC	
					▲▲▲	CT1119 CA	
					▲▲▲	CT1119K1 CA	
3.2 V6 24V	04/03-10/05	936A6.000	176	3179	∞	6PK1990 ALT, PS, AC	
					▲▲▲	CT1119 CA	
					▲▲▲	CT1119K1 CA	
MITO (955)							
1.4, 1.4 TB	09/08-	955A1.000, 199A6.000, 199A8.000	58-114	1368	∞	4PK665 ALT, (AC)	
					∞	5PK1150 ALT, (AC)	
					▲▲▲	CT1049 CA	
					▲▲▲	CT1049K1 CA	
					▲▲▲	CT1049WP1 CA	
1.6 JTDM	09/08-	198A2.000, 955A3.000	88	1598	∞	6PK1038 ALT, (AC)	
					∞	6PK1374 ALT, (AC)	
					⊙	AP9054 ALT, (Denso), FOR ALT: 100A, OE-NO 51764265, 51854901, FOR ALT: 120A, OE-NO 51793678, 51854902	
					⊙	VD1065	
					▲▲▲	CT1155 CA	
					▲▲▲	CT1155K1 CA	
					▲▲▲	CT1155WP1 CA	
			955A4.000	85	1598	∞	6PK1038 ALT, (AC)

ALFA ROMEO



ContiTech



ALFA ROMEO

MITO (955)



					6PK1374 AP9054	ALT, (AC) ALT, (Denso), FOR ALT: 100A, OE-NO 51764265, 51854901, FOR ALT: 120A, OE-NO 51793678, 51854902
					CT1155 CT1155K1 CT1155WP1	CA CA CA

SPIDER (115)

1600	03/76-12/93	AR00526, AR01563	76-79	1570	AVX10X825	ALT, WP, FAN
2000, 2000 Veloce	01/77-12/93	AR00515, AR01544, AR01588, AR01590	85-93	1962	AVX10X825 5PK950	ALT PS

SPIDER (916S_)

1.8 16V	05/98-04/05	AR32201	106	1747	6PK1045 6PK1856 CT877 CT877K1 CT877WP1	ALT, (AC) ALT, (AC) CA CA CA
2.0 JTS	04/03-04/05	937A1.000	121	1970	6PK1965 CT877 CT970 CT877K2 CT970K1 CT877WP2	ALT, PS, AC CA BS CA BS CA
2.0 T.SPARK 16V	06/95-04/05	AR16201, AR32310	110	1970	6PK1080 6PK1973 7PK1080 7PK1980 CT877 CT970 CT971 CT877K1 CT970K1 CT877WP1	ALT, (AC), MTR-NO 1385144⇔ ALT, (AC), MTR-NO 1385144⇔ ALT, (AC), ⇔MTR-NO 1385143 ALT, (AC), ⇔MTR-NO 1385143 CA BS, MTR-NO 0134319⇔ BS, ⇔MTR-NO 0134318 CA BS, MTR-NO 0134319⇔ CA
	05/98-08/00	AR32301	114	1970	6PK1080 6PK1973 7PK1080 7PK1980 CT877 CT970 CT877K1 CT970K1 CT877WP1	ALT, (AC), MTR-NO 1385144⇔ ALT, (AC), MTR-NO 1385144⇔ ALT, (AC), ⇔MTR-NO 1385143 ALT, (AC), ⇔MTR-NO 1385143 CA BS CA BS CA
3.0 V6	10/00-04/05	AR16105	160	2959	6PK1990 CT1119 CT1119K1	ALT, PS, AC CA CA
	06/95-04/05	AR16101	141	2959	4PK673 5PK1010 5PK875 6PK976 CT819	PS, (AC) ALT PS AC CA
3.0 V6 24V	01/99-10/00	AR16102	162	2959	6PK1990 CT1119	ALT, PS, AC CA
3.2 V6 24V	04/03-04/05	936A6.000	176	3179	6PK1990 CT1119 CT1119K1	ALT, PS, AC CA CA

SPIDER (939)

1.8 TBi	05/09-	939B1.000	147	1742	6PK1750 CT1157	ALT CA
---------	--------	-----------	-----	------	---------------------------------	-----------





ALFA ROMEO						
SPIDER (939)						
↔ 2.0 JTDM	05/09-	939B3.000	125	1956	∞ ⊙ ⊕ ▲	6PK1725 ALT AP9054 ALT, (Denso), FOR ALT: 100A, OE-NO 51854901, FOR ALT: 120A, OE-NO 51854902 VD1065 CT1105 CA
	04/09-	844A2.000	120	1956	⊙	AP9054 ALT, (Denso), FOR ALT: 100A, OE-NO 51854901, FOR ALT: 120A, OE-NO 51854902
2.2 JTS	09/06-	939A5.000	136	2198	∞	5PK1070 ALT
2.4 JTDM	04/07-	939A3.000	147- 154	2387	∞ ∞ ⊕ ▲ ▣	5PK595 ELAST ALT 6PK1580 PS VD1064 CT1105 CA CT1105K2 CA
3.2 JTS, 3.2 JTS Q4	09/06-	939A.000	191	3195	∞	6PK2145 ALT
SZ						
3.0 V6 Zagato	09/88-08/94	AR61501	152	2959	∞ ∞ ∞ ∞ ▲	4PK673 PS, (AC) 5PK1015 ALT 5PK875 PS 6PK976 AC CT819 CA

ALPINE						
A310						
2.7 V6	01/76-12/84		110	2664	∞	AVX10X1250 ALT
A610						
3.0 TURBO	01/91-04/95		184	2975	∞	5PK1720 ALT, ⇨08/1994
V6						
2.5 TURBO	01/85-12/90	Z7U, Z7U-734	136- 147	2458	∞ ∞	5PK1450 ALT 5PK1815 ALT, PS, AC
2.9 GT	01/85-12/90	Z6W	116	2850	∞ ∞	AVX13X925 AC 5PK1325 ALT

AUDI						
100 (43, C2)						
1.6	08/76-02/83	YV	63	1588	∞ ∞ ▲ ▣	AVX10X800 PS AVX10X950 ALT CT637 CA CT637K1 CA
1.9	08/80-07/82	WH	74	1921	∞ ∞ ∞ ∞ ▲ ▲ ▣ ▣	AVX10X800 ALT AVX13X1000 PS, ⇨CH-NO 43-B-025 665 AVX13X910 AC AVX13X990 PS, CH-NO 43-B-025 666⇨ CT539 CA, CH-NO 44-E-000 001⇨ CT635 CA, ⇨CH-NO 44-D-200 000 CT539K1 CA, CH-NO 44-E-000 001⇨ CT539WP1 CA, CH-NO 44-E-000 001⇨
2.0 D	08/78-02/83	CN	51	1986	∞ ∞ ∞ ∞ ∞ ▲ ▲ ▣ ▣	AVX10X600 VACP AVX10X813 ALT AVX13X1000 (LC) AVX13X1030 PS, CH-NO 43-B-025 666⇨ AVX13X1050 PS, ⇨CH-NO 43-B-025 665 AVX13X910 AC CT641 INJP CT704 CA CT704K1 CA CT704WP1 CA
2.1	03/77-02/83	WB, WC, WE, WG	85-100	2144	∞ ∞ ∞ ▲	AVX10X800 ALT AVX13X1000 PS, ⇨CH-NO 43-B-025 665 AVX13X910 AC AVX13X990 PS, CH-NO 43-B-025 666⇨ CT635 CA, ⇨CH-NO 44-D-200 000





AUDI

100 (44, 44Q, C3)

1.8, 1.8 KAT, 1.8 quattro,
1.8 quattro KAT

08/82-11/90

4B, DR, DS, JW, NP,
PH, RS, SH

55-66

1781



AVX10X730

PS



AVX10X950

ALT



AVX13X800

AC, CH-NO 44-G-053 401 ⇨



AVX13X915

AC, ⇨CH-NO 44-G-053 400



2PJ838

2.FAN



CT637

CA



CT637K1

CA

1.9

08/82-07/84

WH

74

1921



11,5X790Ld

ALT



AVX13X910

AC



AVX13X960

PS, (-AC)



AVX13X990

PS, (AC)



CT539

CA



CT539K1

CA

2.0 D

08/82-11/90

CN

51

1986



AVX10X813

ALT, OE-NO 076 903 137



AVX10X838

ALT, OE-NO 074 903 137



AVX13X915

AC



AVX13X990

PS



CT641

INJP



CT704

CA



CT704K1

CA



CT704WP1

CA

2.0 E KAT, 2.0 KAT

01/88-11/90

RT

85

1994



AVX10X800

ALT, ⇨CH-NO 44-F-300 000



AVX10X818

ALT, CH-NO 44-G-000 001 ⇨



AVX13X915

AC



AVX13X960

PS, (-AC)



AVX13X990

PS, (AC)



CT539

CA, CH-NO 44-J-246 282 ⇨



CT660

CA, ⇨CH-NO 44-J-246 281



CT539K1

CA, CH-NO 44-J-246 282 ⇨



CT660K1

CA, ⇨CH-NO 44-J-246 281



CT539WP1

CA, CH-NO 44-J-246 282 ⇨



CT660WP1

CA, ⇨CH-NO 44-J-246 281

2.0 TD, 2.0 D Turbo

08/82-11/90

DE, NC

64-74

1986



11,5X790Ld

ALT



AVX13X915

AC



AVX13X990

PS



CT641

INJP



CT704

CA



CT704K1

CA



CT704WP1

CA

2.0, 2.0 E

08/84-12/87

KP, SL

83-85

1994



AVX10X800

ALT, ⇨CH-NO 44-F-300 000



AVX10X818

ALT, CH-NO 44-G-000 001 ⇨



AVX13X915

AC



AVX13X960

PS, (-AC)



AVX13X990

PS, (AC)



CT660

CA



CT660K1

CA



CT660WP1

CA

2.1

08/82-07/84

KF, WC

96-100

2144



AVX10X800

ALT, ⇨CH-NO 44-F-300 000



AVX10X818

ALT, CH-NO 44-G-000 001 ⇨



AVX13X915

AC



AVX13X960

PS, (-AC)



AVX13X990

PS, (AC)



CT660

CA



CT660K1

CA



CT660WP1

CA

2.2, 2.2 E quattro

08/82-09/86

KF, KZ, PX, WU

79-96

2144-
2226



AVX10X800

ALT, ⇨CH-NO 44-F-300 000



AVX10X818

ALT, CH-NO 44-G-000 001 ⇨



AVX13X915

AC



AVX13X960

PS, (-AC)



AVX13X990

PS, (AC)



CT660

CA





AUDI

100 (44, 44Q, C3)

2.2, 2.2 E Turbo quattro, 2.2 KAT, 2.2 quattro, 2.2 quattro KAT, 2.2 Turbo, 2.2 Turbo quattro	08/84-11/90	MC, HX, KU	101-121	2226	CT660K1	CA
					CT660WP1	CA
					AVX10X800	ALT, ⇨CH-NO 44-F-300 000
					AVX10X818	ALT, CH-NO 44-G-000 001⇨
					AVX13X915	AC
					AVX13X960	PS, (-AC)
					AVX13X990	PS, (AC)
					CT539	CA, CH-NO 44-J-246 282⇨
					CT660	CA, ⇨CH-NO 44-J-246 281
					CT539K1	CA, CH-NO 44-J-246 282⇨
					CT660K1	CA, ⇨CH-NO 44-J-246 281
					CT539WP1	CA, CH-NO 44-J-246 282⇨
CT660WP1	CA, ⇨CH-NO 44-J-246 281					
2.3, 2.3 E, 2.3 quattro	01/90-11/90	AAR	98	2309	AVX10X800	ALT, ⇨CH-NO 44-F-300 000
					AVX10X818	ALT, CH-NO 44-G-000 001⇨, ⇨CH-NO 4A-M-050 000
					AVX13X915	AC, ⇨CH-NO 4A-M-050 000
					AVX13X960	PS, (-AC), ⇨CH-NO 4A-M-050 000
					AVX13X990	PS, (AC), ⇨CH-NO 4A-M-050 000
					6PK1293	ALT, (-AC), CH-NO 4A-M-000 001⇨
					6PK1693	ALT, (AC), CH-NO 4A-M-000 001⇨
					CT926	CA, MTR-CODE: AAR
					CT926K1	CA, MTR-CODE: AAR
2.3, 2.3 E, 2.3 E quattro	08/86-11/90	NF	100	2309	AVX10X800	ALT, ⇨CH-NO 44-F-300 000
					AVX10X818	ALT, CH-NO 44-G-000 001⇨
					AVX13X915	AC
					AVX13X960	PS, (-AC)
					AVX13X990	PS, (AC)
					CT539	CA, CH-NO 44-J-246 282⇨
					CT660	CA, ⇨CH-NO 44-J-246 281
					CT539K1	CA, CH-NO 44-J-246 282⇨
					CT660K1	CA, ⇨CH-NO 44-J-246 281
					CT539WP1	CA, CH-NO 44-J-246 282⇨
					CT660WP1	CA, ⇨CH-NO 44-J-246 281
2.4 D	08/89-07/91	3D	60	2370	AVX10X838	ALT
					AVX13X1030	PS
					AVX13X938	AC
					CT645	INJP
					CT939	CA
2.5 TDI	01/90-11/90	1T	88	2461	AVX10X838	ALT
					AVX13X1025	PS
					AVX13X950	AC
					CT791	INJP
					CT939	CA
					CT791K1	INJP

100 (4A, C4)

2.0 E 16V, 2.0 E 16V quattro	01/92-06/94	ACE	103	1984	AVX10X910	PS
					AVX13X805	AC
					4PK890	ALT
					CT869	CA
					CT869K1	CA, ⇨MTR-NO 017 139
2.0, 2.0 E, 2.0 E quattro	12/90-06/94	AAD, AAE, ABK	74-85	1984	11,2X820Ld	PS, ⇨CH-NO 4AM100000
					AVX10X825	PS, ⇨CH-NO 4AM100000
					AVX10X850	PS, ⇨CH-NO 4AM100000
					AVX10X913	PS, CH-NO 4AN000001⇨
					AVX10X950	ALT, ⇨CH-NO 4AM100000
					AVX13X800	AC
					4PK855	ALT, CH-NO 4AN000001⇨
					CT630	CA
					CT630K2	CA
2.3 E, 2.3 E quattro	12/90-06/94	AAR	98	2309	6PK1293	ALT, PS



AUDI

100 (4A, C4)



					6PK1693 CT926 CT926K1	ALT, PS, AC CA CA
2.4 D	12/90-06/94	AAS	60	2370	6PK1325 6PK1705 CT645 CT755	ALT, PS ALT, PS, AC INJP CA
2.5 TDI	12/90-06/94	AAT, ABP	85	2461	6PK1325 6PK1705 CT755 CT791 CT755K1 CT755K1 CT791K1	ALT, (AC) ALT, (AC) CA INJP CA, MTR-CODE: ABP CA, MTR-CODE: AAT, ⇨MTR-NO 038 460 INJP
2.6	03/92-06/94	ABC	110	2598	6PK1675 6PK1905 6PK2260 CT726 CT726K1	ALT, PS, (-AC) ALT, AC, CH-NO 4A-R-029518⇨ ALT, PS, AC, ⇨CH-NO 4A-R-029517 CA CA
	07/93-06/94	ACZ	102	2598	6PK1675 6PK1905 6PK2260 CT726 CT726K1	ALT, (-AC) ALT, (AC), CH-NO 4A-R-029 518⇨ ALT, (AC), ⇨CH-NO 4A-R-029 517 CA CA
2.6 quattro	04/92-06/94	ABC	110	2598	6PK1675 6PK1905 6PK2260 CT726 CT726K1	ALT, PS, (-AC) ALT, AC, CH-NO 4A-R-029518⇨ ALT, PS, AC, ⇨CH-NO 4A-R-029517 CA CA
2.6, 2.6 E quattro	07/93-07/94	ACZ	102	2598	6PK1675 6PK1905 6PK2260 CT726 CT726K1	ALT, (AC) ALT, (AC), CH-NO 4A-R-029 518⇨ ALT, (AC), ⇨CH-NO 4A-R-029 517 CA CA
2.8 E, 2.8 E quattro	12/90-06/94	AAH	128	2771	6PK1675 6PK1905 6PK2260 6PK2260 6PK2280 CT726 CT726K1	ALT, PS, (-AC) ALT, PS, (AC), CH-NO 4A-R-029 518⇨ ALT, PS, (AC), CH-NO 4A-N-023 927⇨ ALT, PS, (AC), ⇨CH-NO 4A-R-029 517 ALT, PS, (AC), ⇨CH-NO 4A-N-023 926 CA CA
S4 Turbo quattro	08/91-06/94	AAN	169	2226	6PK1293 6PK1693 CT515	ALT, (-AC) ALT, (AC) CA
S4 V8 quattro	10/92-06/94	ABH, AEC	206-213	4172	6PK2615 CT727	ALT CA
200 (43)						
2.1 5 E	10/79-09/82	WC	100	2144	11,5X790Ld AVX13X1000 AVX13X990 CT635	ALT PS, ⇨CH-NO 43-B-025 665 PS, CH-NO 43-B-025 666⇨ CA
200 (44, 44Q)						
2.1 5 E	08/83-07/84	WC	100	2144	AVX10X800 AVX13X1000 AVX13X925 AVX13X960 CT635 CT660 CT660K1 CT660WP1	ALT PS, (AC) AC PS CA, ⇨CH-NO 44E012000 CA, CH-NO 44E012001⇨ CA, CH-NO 44-E-000 001⇨ CA, CH-NO 44-E-000 001⇨





AUDI						
200 (43, 44, 44Q) ↔ 2.1 5 T	10/79-08/82	WJ	125	2144	AVX10X800 AVX13X1000 AVX13X1025 AVX13X900 CT635 CT660	ALT PS, CH-NO 43B025666⇒ PS, ⇒CH-NO 43B025665 AC CA, ⇒CH-NO 44E012000 CA, CH-NO 44E012001⇒
2.1 Turbo, 2.1 Turbo quattro	08/83-01/88	JY, KG	134	2144	11,2X820Ld AVX10X785 AVX13X1000 AVX13X925 AVX13X960 CT539 CT660 CT660K1 CT660WP1	ALT, 01/1985⇒ ALT, ⇒12/1984 PS, (AC) AC PS CA, CH-NO 44J246282⇒ CA, ⇒CH-NO 44J246281 CA, CH-NO 44-E-012 001⇒ CA, CH-NO 44-E-012 001⇒
2.2	08/84-07/85	KU	101	2226	AVX10X800 AVX13X1000 AVX13X925 AVX13X960 CT660 CT660K1 CT660WP1	ALT PS, (AC) AC PS CA CA CA
2.2 20V Turbo quattro	03/89-12/90	3B	162	2226	11,2X820Ld AVX13X1000 AVX13X925 AVX13X960 CT926	ALT PS, (AC) AC PS CA
2.2 Turbo	08/85-09/91	1B, 2B, MC	121-147	2226	11,2X820Ld AVX13X1000 AVX13X915 AVX13X960 CT539 CT660 CT539K1 CT660K1 CT539WP1 CT660WP1	ALT PS, (AC) AC PS, (-AC) CA, CH-NO 44-K-000 001⇒ CA, ⇒CH-NO 44-J-400 000 CA, CH-NO 44-K-000 001⇒ CA, ⇒CH-NO 44-J-400 000 CA, CH-NO 44-K-000 001⇒ CA, ⇒CH-NO 44-J-400 000
2.2 Turbo quattro	09/83-12/91	1B, MC	121-147	2226	11,2X820Ld AVX13X1000 AVX13X915 AVX13X960 CT539 CT660 CT539K1 CT660K1 CT539WP1 CT660WP1	ALT PS, (AC) AC PS, (-AC) CA, CH-NO 44-J-246 282⇒ CA, ⇒CH-NO 44-J-246 281 CA, CH-NO 44-J-246 282⇒ CA, ⇒CH-NO 44-J-246 281 CA, CH-NO 44-J-246 282⇒ CA, ⇒CH-NO 44-J-246 281
2.3	11/86-09/91	NF	100	2309	AVX10X800 AVX13X1000 AVX13X925 AVX13X950 CT539 CT660 CT539K1 CT660K1 CT539WP1 CT660WP1	ALT PS, (AC) AC PS CA, 06/1988⇒ CA, ⇒06/1988 CA, MTR-NO 063 969⇒ CA, ⇒MTR-NO 063 968 CA, MTR-NO 063 969⇒ CA, ⇒MTR-NO 063 968
80 (81, 85, B2) 1.3	09/78-07/81	FY	40	1272	AVX10X685 AVX10X695 CT633	ALT, CH-NO 8192300001⇒ ALT, ⇒CH-NO 8192300000 CA





AUDI

80 (81, 85, B2)



	09/78-07/86	EP	44	1297	CT633WP1 CA AVX10X763 PS, ⇨CH-NO 81G100000 AVX10X850 PS, CH-NO 81G160001⇨ AVX10X940 ALT AVX13X825 AC CT633 CA, ⇨07/1981 CT637 CA, 08/1981⇨ CT637K1 CA, MTR-CODE: EP
	09/78-07/81	FZ	44	1272	AVX10X690 ALT, CH-NO 8192300001⇨ AVX10X700 ALT, ⇨CH-NO 8192300000 CT633 CA CT633WP1 CA
1.6	02/86-07/86	SA	54	1595	AVX10X850 PS AVX10X950 ALT AVX13X800 AC CT637 CA CT637K1 CA
	08/78-07/86	DT	55	1595	AVX10X763 PS, ⇨CH-NO 81G100000 AVX10X850 PS, CH-NO 81G160001⇨ AVX10X940 ALT AVX13X825 AC CT637 CA CT637K1 CA
		WV, YN	55	1588	AVX10X763 PS, ⇨CH-NO 81-G-160 000 AVX10X850 PS, CH-NO 81-G-160 001⇨ AVX10X950 ALT AVX13X825 AC CT637 CA CT637K1 CA
1.6 D	08/80-08/86	CR, JK	40	1588	AVX10X613 WP AVX10X735 ALT, ⇨12/1983 AVX10X763 ALT, 01/1984⇨ AVX10X775 ALT, (AC), ⇨12/1983 AVX10X800 PS AVX13X825 AC CT513 CA CT513K1 CA
1.6 TD	08/81-05/86	CY	51	1588	AVX10X600 ALT, 01/1984⇨ AVX10X613 WP AVX10X735 ALT, ⇨12/1983 AVX10X775 ALT, (AC), ⇨12/1983 AVX10X800 PS AVX13X825 AC CT513 CA CT513K1 CA
1.6, 1.6 GLE	08/78-12/86	YP, YZ	63-81	1588	AVX10X940 ALT, 01/1982⇨ AVX10X950 ALT, ⇨12/1981 AVX13X825 AC CT637 CA CT637K1 CA
1.8	02/86-07/86	SF	65	1781	AVX10X850 PS AVX10X950 ALT AVX13X800 AC CT637 CA CT637K1 CA
1.8, 1.8 CC quattro, 1.8 GTE, 1.8 GTE quattro	01/83-08/86	DS, DZ, JN, JV, NE, PV	66-82	1781	AVX10X763 PS, ⇨CH-NO 81G160000 AVX10X850 PS, CH-NO 81G160001⇨ AVX10X940 ALT AVX13X825 AC CT637 CA





AUDI						
80 (81, 85, B2)						
↔						CT637K1 CA
1.9 CD-5S	09/81-07/83	WN	85	1921		AVX10X800 ALT
						CT635 CA
2.0, 2.0 quattro	10/83-09/84	HP, JS	85	1994		AVX10X800 ALT
						AVX10X850 PS
						AVX13X800 AC
						CT637 CA, 08/1984↔
						CT660 CA, ↔07/1984
						CT660K1 CA
						CT660WP1 CA
2.2	10/80-07/83	WE	85	2144		AVX10X800 ALT
						AVX10X965 PS, MTR-NO 138201↔, ↔MTR-NO 142931
						AVX13X900 AC
						CT635 CA
2.2 quattro	08/82-07/84	KK	100	2144		AVX10X800 ALT
						AVX10X850 PS
						AVX13X800 AC
						CT635 CA, ↔CH-NO CH85D902500
						CT660 CA, CH-NO CH85E900001↔
						CT660K1 CA
						CT660WP1 CA
80 (89, 89Q, 8A, B3)						
1.6	09/86-09/91	PP, RN	51-55	1595		AVX10X825 PS, 01/1991↔, ↔CH-NO 8CN025000
						AVX10X850 PS
						AVX10X950 ALT
						AVX13X800 AC
						CT637 CA
						CT637K1 CA
1.6 D, 1.6 TD	09/86-08/91	JK, RA, SB	40-59	1588		AVX10X613 WP, ↔CH-NO 8AM040000
						AVX10X643 WP, CH-NO 8AM040001↔
						AVX10X715 ALT, (AC)
						AVX10X735 ALT
						AVX10X788 PS
						AVX13X800 AC, MTR-CODE: JK, RA
						AVX13X875 AC, MTR-CODE: SB
						CT513 CA
						CT513K1 CA
1.8, 1.8 E, 1.8 E quattro, 1.8 quattro, 1.8 S, 1.8 S quattro	06/86-10/91	DZ, JN, NE, PM, RU, SD, SF	55-83	1781-1847		AVX10X850 PS
						AVX10X950 ALT
						AVX13X800 AC
						CT637 CA
						CT637K1 CA
1.9 D	08/89-08/91	1Y	50	1896		AVX10X617 WP, ↔CH-NO 8AM040000
						AVX10X643 WP, CH-NO 8AM040001↔
						AVX10X710 ALT, (AC)
						AVX10X735 ALT
						AVX10X775 PS
						AVX13X865 AC
						CT867 CA
						CT867K1 CA
2.0 E 16V, 2.0 E 16V quattro	03/90-09/91	6A	101	1984		AVX10X888 PS
						AVX10X900 ALT, ↔CH-NO 8CN025000
						AVX10X900 WP
						AVX13X800 AC
						4PK890 ALT, CH-NO 8CN025001↔
						CT869 CA
						CT869K1 CA
2.0 E, 2.0 E quattro	08/88-10/90	3A	83	1984		AVX10X850 PS
						AVX10X950 ALT
						AVX13X800 AC
						CT637 CA

AUDI





AUDI

AUDI

80 (89, 89Q, 8A, B3)

2.0 quattro	10/90-08/91	3A	82	1984	CT637K1 CA AVX10X850 PS AVX10X950 ALT AVX13X800 AC CT630 CA CT637K1 CA
2.0, 2.0 quattro	10/90-08/91	AAD	82-85	1984	AVX10X850 PS AVX10X950 ALT AVX13X800 AC CT630 CA CT630K2 CA
2.3 quattro	10/87-07/89	NG	98	2309	11,2X866Ld ALT AVX13X915 AC AVX13X990 PS CT539 CA, CH-NO 89-J-394 743⇔ CT660 CA, ⇔CH-NO 89-J-394 742 CT539K1 CA, CH-NO 89-J-394 743⇔ CT660K1 CA, ⇔CH-NO 89-J-394 742 CT539WP1 CA, CH-NO 89-J-394 743⇔ CT660WP1 CA, ⇔CH-NO 89-J-394 742

80 (8C, B4)

1.6, 1.6 E	09/91-01/96	ABM, ADA	52-74	1595	11,2X820Ld PS, ⇔CH-NO 8CN025000 AVX10X850 PS, ⇔CH-NO 8CN025000 AVX10X910 PS, CH-NO 8CN025001⇔ AVX10X950 ALT, ⇔CH-NO 8CN025000 AVX13X800 AC 4PK855 ALT, CH-NO 8CN025001⇔ CT637 CA CT637K1 CA
1.9 TD	09/91-12/94	AAZ	55	1896	11,9X903Ld PS, WP 6PK1173 ALT, (AC) 6PK890 ALT, (AC) VD1084 MS13 ONLY WITH VD1084 CT867 CA CT867K1 CA, MTR-CODE: AAZ, ⇔MTR-NO 552 765 CT867K2 CA, MTR-CODE: AAZ, MTR-NO 552 766⇔
1.9 TDI	09/91-01/96	1Z	66	1896	11,9X903Ld PS, WP 6PK1173 ALT, (AC) 6PK890 ALT, (AC) VD1084 MS13 ONLY WITH VD1084 CT867 CA CT867K3 CA, ⇔MTR-NO 289 575 CT867K4 CA, MTR-NO 289 576⇔
2.0 E 16V, 2.0 E 16V quattro	04/92-01/96	ACE	103	1984	AVX10X888 PS AVX10X900 ALT, ⇔CH-NO 8CN025000 AVX13X800 AC 4PK890 ALT, CH-NO 8CN025001⇔ CT869 CA CT869K1 CA, ⇔MTR-NO 017 139
2.0 quattro	11/93-01/96	ADW	79	1984	11,2X820Ld PS, ⇔CH-NO 8CN025000 AVX10X850 PS, ⇔CH-NO 8CN025000 AVX10X913 PS, CH-NO 8CN025001⇔ AVX10X950 ALT, ⇔CH-NO 8CN025000 AVX13X800 AC 4PK855 ALT, CH-NO 8CN025001⇔ CT630 CA CT630K2 CA, ⇔CH-NO 8C-S-075 037 CT630K4 CA, CH-NO 8C-S-075 038⇔
2.0, 2.0 E, 2.0 E quattro	09/91-01/96	ABK, ABT	66-85	1984	11,2X820Ld PS, ⇔CH-NO 8CN025000



AUDI						
80 (8C, B4)						
					AVX10X850 AVX10X913 AVX10X950 AVX13X800 4PK855 CT630 CT630K2 CT630K4	PS, ⇨CH-NO 8CN025000 PS, CH-NO 8CN025001⇨ ALT, ⇨CH-NO 8CN025000 AC ALT, CH-NO 8CN025001⇨ CA CA, ⇨CH-NO 8C-S-075 037 CA, CH-NO 8C-S-075 038⇨
2.3 E	09/91-01/96	NG	98	2309	11,2X866Ld AVX13X915 AVX13X990 CT539 CT926 CT539K1 CT926K1	ALT AC PS CA, ⇨CH-NO 8A-N-200000 CA, CH-NO 8C-N-000001⇨ CA, ⇨CH-NO 8A-N-200000 CA, CH-NO 8C-N-000001⇨
2.3 E quattro	09/91-12/94	NG	98	2309	11,2X866Ld AVX13X915 AVX13X990 CT926 CT926K1	ALT AC PS CA CA
2.6, 2.6 quattro	06/92-01/96	ABC	110	2598	6PK1635 6PK1675 6PK1863 6PK1905 6PK2260 CT726 CT726K1 CT726K2 CT726WP2	ALT, PS, (-AC), CH-NO 8C-S-050001⇨ ALT, PS, (-AC), ⇨CH-NO 8C-S-050000 ALT, PS, AC, CH-NO 8C-S-050001⇨ ALT, PS, AC, CH-NO 8C-R-060966⇨, ⇨CH-NO 8C-S-050000 ALT, PS, AC, ⇨CH-NO 8C-R-060965 CA CA, ⇨CH-NO 8C-S-025 820 CA, CH-NO 8C-S-025 821⇨ CA, CH-NO 8C-S-025 821⇨
2.8, 2.8 quattro	09/91-01/96	AAH	128	2771	6PK1635 6PK1675 6PK1863 6PK1905 6PK2260 CT726 CT726K1 CT726K2 CT726WP2	ALT, PS, (-AC), CH-NO 8C-S-050001⇨ ALT, PS, (-AC), ⇨CH-NO 8C-S-050000 ALT, PS, AC, CH-NO 8C-S-050001⇨ ALT, PS, AC, CH-NO 8C-R-060966⇨, ⇨CH-NO 8C-S-050000 ALT, PS, AC, ⇨CH-NO 8C-R-060965 CA CA, ⇨CH-NO 8C-S-025 820 CA, CH-NO 8C-S-025 821⇨ CA, CH-NO 8C-S-025 821⇨
RS2 quattro	03/94-05/95	ADU	232	2226	AVX13X1030 AVX13X915 4PK890	PS AC ALT
S2 quattro	02/93-07/95	ABY	169	2226	AVX13X1030 4PK890 CT515	ALT, AC PS CA
90 (81, 85, B2)						
1.6 TD	10/85-01/87	CY	51	1588	CT513 CT513K1	CA CA
2.0, 2.0 quattro	08/84-03/87	HP, JS, SK	83-85	1994	AVX10X800 AVX10X825 AVX13X1000 AVX13X1000 CT660 CT660K1 CT660WP1	ALT, ⇨CH-NO 81F090000 ALT, CH-NO 81F090001⇨ AC PS CA CA CA
2.2	01/85-03/87	KX	85	2226	AVX10X800 AVX10X825 AVX13X1000 AVX13X1000 CT660	ALT, ⇨CH-NO 81F090000 ALT, CH-NO 81F090001⇨ AC PS CA

AUDI



ContiTech



AUDI

90 (81, 85, B2)

						CT660K1	CA
						CT660WP1	CA
2.2, 2.2 E quattro	10/84-03/87	HY, JT, KV	88-100	2226		AVX10X800	ALT, ⇨CH-NO 81F090000
						AVX10X825	ALT, CH-NO 81F090001⇨
						AVX13X1000	AC
						AVX13X1000	PS
						CT660	CA
						CT660K1	CA, ⇨CH-NO 89-J-394 742
						CT660WP1	CA, ⇨CH-NO 89-J-394 742

90 (89, 89Q, 8A, B3)

1.6 TD	04/87-09/91	RA, SB	59	1588		CT513	CA
						CT513K1	CA
2.0	07/88-09/91	PS	85	1994		11,2X866Ld	ALT
						AVX13X915	AC
						AVX13X990	PS
						CT539	CA, CH-NO 89J394743⇨
						CT660	CA, ⇨CH-NO 89J394742
						CT539K1	CA, CH-NO 89-J-394 743⇨
						CT660K1	CA, ⇨CH-NO 89-J-394 742
						CT539WP1	CA, CH-NO 89-J-394 743⇨
						CT660WP1	CA, ⇨CH-NO 89-J-394 742
2.0 quattro	08/89-07/90	6A	101	1984		AVX10X888	PS
						AVX10X900	WP
						AVX10X900	ALT, ⇨CH-NO 8CN025000
						AVX13X800	AC
						4PK890	ALT, CH-NO 8CN025001⇨
						CT869	CA
						CT869K1	CA
2.2 E, 2.2 E quattro	04/87-07/91	KV	100	2226		11,2X866Ld	ALT
						AVX13X915	AC
						AVX13X990	PS
						CT539	CA, CH-NO 89J394747⇨
						CT660	CA, ⇨CH-NO 89J394746
						CT539K1	CA, CH-NO 89-J-394 743⇨
						CT660K1	CA, ⇨CH-NO 89-J-394 742
						CT539WP1	CA, CH-NO 89-J-394 743⇨
						CT660WP1	CA, ⇨CH-NO 89-J-394 742
2.3 E	04/87-07/91	NG	98-100	2309		11,2X866Ld	ALT
						AVX13X915	AC
						AVX13X990	PS
						CT539	CA, CH-NO 89-J-396 703⇨
						CT660	CA, ⇨CH-NO 89-J-396 702
						CT539K1	CA, CH-NO 89-J-396 703⇨
						CT660K1	CA, ⇨CH-NO 89-J-396 702
						CT539WP1	CA, CH-NO 89-J-396 703⇨
						CT660WP1	CA, ⇨CH-NO 89-J-396 702
2.3 E 20V, 2.3 E 20V quattro	06/88-07/91	7A	123-125	2309		11,2X866Ld	ALT
						AVX13X915	AC
						AVX13X990	PS
						CT926	CA
2.3 E quattro	04/87-07/91	NG	98-100	2309		11,2X866Ld	ALT
						AVX13X915	AC
						AVX13X990	PS
						CT539	CA, CH-NO 89-J-394 743⇨
						CT660	CA, ⇨CH-NO 89-J-394 742
						CT539K1	CA, CH-NO 89-J-394 743⇨
						CT660K1	CA, ⇨CH-NO 89-J-394 742
						CT539WP1	CA, CH-NO 89-J-394 743⇨
						CT660WP1	CA, ⇨CH-NO 89-J-394 742

A1 (8X1)

1.2 TFSI	05/10-	CBZA	63	1197		6PK1432	ALT, (AC)
----------	--------	------	----	------	--	----------------	-----------





AUDI						
A1 (8X1)						
					6PK1693 AP9012 AP9012	ALT, (AC) ALT, (Bosch), FOR ALT: 140A, OE-NO 03F 903 023 D, 03C 903 025 F ALT, (Valeo), FOR ALT: 110A, OE-NO 03F 903 023 E
1.4 TFSI	04/12-	CPTA	103	1395	6PK1000 6PK737 CT1167	ALT, (AC) ALT, (AC) CA
	05/10-	CAXA, CNVA	90	1390	6PK1090 6PK1733 AP9012 AP9012	ALT, (AC) ALT, (AC) ALT, (Bosch), FOR ALT: 140A, OE-NO 03C 903 023 S, 03C 903 023 A ALT, (Valeo), FOR ALT: 140A, OE-NO 03C 903 023 T, 03C 903 025 D
	01/11-	CAVG, CTHG, CTJA	136	1390	5PK491 6PK1600 6PK1698 AP9012 AP9012	AIRC ALT, (AC) ALT, (AC) ALT, (Bosch), FOR ALT: 140A, OE-NO 03C 903 023 A, MTR-CODE: CAVG ALT, (Valeo), FOR ALT: 110A, OE-NO 03C 903 023 G, FOR ALT: 140A, OE-NO 03C 903 025 D, MTR-CODE: CAVG
1.6 TDI	05/10-	CAYC	77	1598	6PK1070 6PK842 ELAST 6PK842 ELAST T1 AP9001 AP9001 VD1111 CT1139	ALT, (AC) ALT, (AC) ALT, (AC) ALT, (Bosch), FOR ALT: 110A, OE-NO 06F903023D, FOR ALT: 140A, OE-NO 03L903023, 06F903023F ALT, (Valeo), FOR ALT: 110A, OE-NO 06F903023E, FOR ALT: 140A, OE-NO 03L903023A, 03L903023F CA
	03/11-	CAYB	66	1598	6PK1070 6PK842 ELAST 6PK842 ELAST T1 AP9001 AP9001 VD1111 CT1139 CT1139K2 CT1139WP2	ALT, (AC) ALT, (AC) ALT, (AC) ALT, (Bosch), FOR ALT: 110A, OE-NO 06F903023D, FOR ALT: 140A, OE-NO 03L903023, 06F903023F ALT, (Valeo), FOR ALT: 110A, OE-NO 06F903023E, FOR ALT: 140A, OE-NO 03L903023A, 03L903023F CA CA MTR-CODE: CAYB, CA, WP
2.0 TDI	09/11-	CFHB, CFHD	100-105	1968	6PK1070 6PK842 ELAST 6PK842 ELAST T1 AP9001 AP9001 VD1111 CT1139 CT1139K2 CT1139WP2	ALT, (AC) ALT, (AC) ALT, (AC) ALT, (Bosch), FOR ALT: 110A, OE-NO 06F903023D, FOR ALT: 140A, OE-NO 03L903023, 06F903023F ALT, (Valeo), FOR ALT: 110A, OE-NO 06F903023E, FOR ALT: 140A, OE-NO 03L903023A, 03L903023F CA CA CA, WP
A1 (8XA)						
1.2 TFSI	01/12-	CBZA	63	1197	6PK1432 6PK1693 AP9012 AP9012	ALT, (AC) ALT, (AC) ALT, (Bosch), FOR ALT: 140A, OE-NO 03F 903 023 D, 03C 903 025 F ALT, (Valeo), FOR ALT: 110A, OE-NO 03F 903 023 E
1.4 TFSI	11/11-	CAXA, CNVA	90	1390	6PK1090 6PK1733 AP9012	ALT, (AC) ALT, (AC) ALT, (Valeo), FOR ALT: 140A, OE-NO 03C 903 023 T,

AUDI



ContiTech



AUDI

AUDI

A1 (8XA)
↔

					AP9012 ALT, (Bosch), FOR ALT: 140A, OE-NO 03C 903 023 S, 03C 903 023 A
	04/12-	CPTA	103	1395	6PK1000 6PK737 CT1167 ALT, (AC) ALT, (AC) CA
	11/11-	CAVG, CTHG, CTJA	136	1390	5PK491 6PK1600 6PK1698 AP9012 AP9012 AIRC ALT, (AC) ALT, (AC) ALT, (Valeo), FOR ALT: 110A, OE-NO 03C 903 023 G, FOR ALT: 140A, OE-NO 03C 903 025 D, MTR-CODE: CAVG ALT, (Bosch), FOR ALT: 140A, OE-NO 03C 903 023 A, MTR-CODE: CAVG
1.6 TDI	11/11-	CAYB	66	1598	6PK1070 6PK842 ELAST 6PK842 ELAST T1 AP9001 AP9001 VD1111 CT1139 CT1139K2 CT1139WP2 ALT, (AC) ALT, (AC) ALT, (AC) ALT, (Bosch), FOR ALT: 110A, OE-NO 06F903023D, FOR ALT: 140A, OE-NO 03L903023, 06F903023F ALT, (Valeo), FOR ALT: 110A, OE-NO 06F903023E, FOR ALT: 140A, OE-NO 03L903023A, 03L903023F CA CA MTR-CODE: CAYB, CA, WP
		CAYC	77	1598	6PK1070 6PK842 ELAST 6PK842 ELAST T1 AP9001 AP9001 VD1111 CT1139 ALT, (AC) ALT, (AC) ALT, (AC) ALT, (Bosch), FOR ALT: 110A, OE-NO 06F903023D, FOR ALT: 140A, OE-NO 03L903023, 06F903023F ALT, (Valeo), FOR ALT: 110A, OE-NO 06F903023E, FOR ALT: 140A, OE-NO 03L903023A, 03L903023F CA
2.0 TDI	05/12-	CFHB	100	1968	6PK1070 6PK842 ELAST 6PK842 ELAST T1 AP9001 AP9001 VD1111 CT1139 CT1139K2 CT1139WP2 ALT, (AC) ALT, (AC) ALT, (AC) ALT, (Bosch), FOR ALT: 110A, OE-NO 06F903023D, FOR ALT: 140A, OE-NO 03L903023, 06F903023F ALT, (Valeo), FOR ALT: 110A, OE-NO 06F903023E, FOR ALT: 140A, OE-NO 03L903023A, 03L903023F CA CA CA, WP
A2 (8Z0)					
1.2 TDI	03/01-08/05	ANY	45	1191	6PK858 6PK995 CT1090 CT1090K1 CT1090K2 ALT, PS, (-AC) ALT, PS, (AC) CA CA CA
1.4	02/00-08/05	AUA, BBY	55	1390	6PK1084 6PK745 CT957(SET) CT957K1 CT957WP1 ALT, (AC) ALT, (AC) CA CA CA
1.4 TDI	02/00-08/05	AMF, BHC	55	1422	6PK858 6PK995 AP9001 CT1028 ALT, PS ALT, PS, AC ALT, (Bosch), FOR ALT: 120A, OE-NO 045 903 023 A, 045 903 023 F, FOR ALT: 140A, OE-NO 045 903 023 G CA





AUDI						
A2 (8Z0)						
					CT1028K2 CT1028K3 CT1028K4 CT1028WP1 CT1028WP3	CA, ⇨CH-NO 8Z-2-017 000 CA, CH-NO 8Z-2-017 001⇨ CA, ⇨CH-NO 8Z-2-017 000 CA, MTR-CODE: AMF, CH-NO 8Z-2-017 001⇨, ⇨CH-NO 8Z-2-070 000 CA, MTR-CODE: BHC, CH-NO 8Z-2-017 001⇨
	11/03-08/05	ATL	66	1422	6PK858 6PK995 CT1028 CT1028K3 CT1028WP3	ALT, (-AC) ALT, (AC) CA, WP CA, WP CA, WP
1.6 FSI	05/02-08/05	BAD	81	1598	6PK1080 6PK737 CT957(SET) CT957K1 CT957WP2	ALT, AC ALT CA CA CA
A3 (8L1)						
1.6	08/00-05/03	AVU, BFQ	75	1595	6DPK1195 6PK1120 AP9001 AP9001 AP9001 CT908 CT908K1 CT908WP1	ALT, (AC), ⇨05/2003 ALT, (AC), ⇨05/2003 ALT, (Bosch), FOR ALT: 120A, OE-NO 028 903 028 E ALT, (Hitachi), FOR ALT: 120A, OE-NO 028 903 029 G ALT, (Valeo), FOR ALT: 120A, OE-NO 038 903 023 S CA CA CA
	09/96-05/03	AEH, AKL, APF	74	1595	6DPK1195 6PK1120 AP9001 AP9001 AP9001 CT908 CT908K1 CT908WP1	ALT, (AC) ALT, (AC) ALT, (Bosch), FOR ALT: 120A, OE-NO 038 903 023 E ALT, (Valeo), FOR ALT: 120A, OE-NO 038 903 023 S ALT, (Hitachi), FOR ALT: 120A, OE-NO 038 903 023 G CA CA CA
1.8	09/96-05/03	AGN, APG	92	1781	6DPK1195 6PK1120 AP9001 AP9001 AP9001 VD1107 CT909 CT909K2 CT909K3 CT909K6 CT909K7 CT909WP1	ALT, (AC) ALT, (AC) ALT, (Hitachi), FOR ALT: 120A, OE-NO 028 903 029 G ALT, (Valeo), FOR ALT: 120A, OE-NO 038 903 023 S ALT, (Bosch), FOR ALT: 120A, OE-NO 028 903 028 E CA CA, CH-NO 8L-Y-125 001⇨ CA, CH-NO 8L-Y-125 001⇨ CA, ⇨CH-NO 8L-Y-125 000 CA, ⇨CH-NO 8L-Y-125 000 CA, CH-NO 8L-Y-125 001⇨
1.8 T	12/98-05/03	AJQ, APP, ARY, AUQ	132	1781	6DPK1195 6PK1120 AP9001 AP9001 AP9001 VD1107 CT909 CT909K2 CT909K3	ALT, PS, AC ALT, PS ALT, (Bosch), FOR ALT: 120A, OE-NO 028 903 028 E, MTR-CODE: AJQ, ARY ALT, (Valeo), FOR ALT: 120A, OE-NO 038 903 023 S, MTR-CODE: AJQ, ARY ALT, (Hitachi), FOR ALT: 120A, OE-NO 028 903 029 G, MTR-CODE: AJQ, ARY CA CA, MTR-CODE: AJQ,APP,AUQ, CH-NO 8L-Y-125 001⇨, CA, MTR-CODE: ARY CA, MTR-CODE: AJQ,APP,AUQ, CH-NO 8L-Y-125





ContiTech

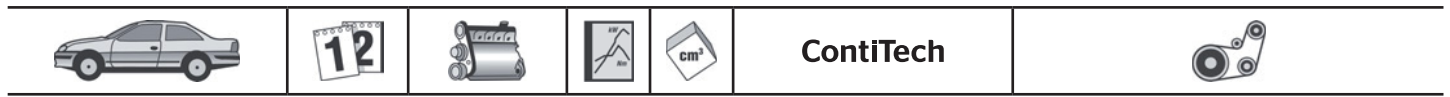


AUDI

AUDI

AUDI					
A3 (8L1)					
					<ul style="list-style-type: none"> CT909K6 001⇒, CA, MTR-CODE: ARY CT909K7 CA, MTR-CODE: AJQ,APP,AUQ, ⇒CH-NO 8L-Y-125 000 CT909WP1 CA, MTR-CODE: AJQ,APP,AUQ, CH-NO 8L-Y-125 001⇒ CT909WP1 CA, MTR-CODE: ARY
1.8 T, 1.8 T quattro	12/96-05/03	AGU, AJQ, AQA, ARX, ARY, ARZ, AUM	110-132	1781	<ul style="list-style-type: none"> 6DPK1195 ALT, WP, AC, PS 6PK1120 ALT, WP, PS AP9001 ALT, (Bosch), FOR ALT: 70A, OE-NO 028 903 028 C, FOR ALT: 90A, OE-NO 028 903 028 D, FOR ALT: 120A, OE-NO 028 903 028 E AP9001 ALT, (Valeo), FOR ALT: 70A, OE-NO 030 903 023 H, FOR ALT: 90A, OE-NO 030 903 023 J, FOR ALT: 120A, OE-NO 038 903 023 S AP9001 ALT, (Hitachi), FOR ALT: 120A, OE-NO 038 903 023 G VD1107 CT909 CA CT909K2 CA, CH-NO 8L-Y-125 001⇒ CT909K3 CA, CH-NO 8L-Y-125 001⇒ CT909K6 CA, ⇒CH-NO 8L-Y-125 000 CT909K7 CA, ⇒CH-NO 8L-Y-125 000 CT909WP1 CA, CH-NO 8L-Y-125 001⇒
1.9 TDI	08/00-05/03	ASZ	96	1896	<ul style="list-style-type: none"> 6DPK1195 ALT, (AC) 6PK1120 ALT, (-AC) AP9001 ALT, (Hitachi), FOR ALT: 120A, OE-NO 038 903 023 G AP9001 ALT, (Valeo), FOR ALT: 90A, OE-NO 038 903 023 R, FOR ALT: 120A, OE-NO 038 903 023 S AP9001 ALT, (Bosch), FOR ALT: 70A, OE-NO 038 903 023 K, FOR ALT: 90A, OE-NO 038 903 023 L, FOR ALT: 120A, OE-NO 038 903 023 E VD1091 CT1028 CA CT1028K2 CA, ⇒MTR-NO 115 000 CT1028K3 CA, MTR-NO 115 001⇒ CT1028K4 CA, ⇒MTR-NO 115 000 CT1028WP4 CA, MTR-NO 115 001⇒, CH-NO 8L-3-000 001⇒ CT1028WP7 CA, ⇒MTR-NO 115 000, ⇒CH-NO 8L-2-150 000
	10/00-05/03	ATD, AXR	74	1896	<ul style="list-style-type: none"> 6DPK1195 ALT, (AC) 6PK1120 ALT, (-AC) AP9001 ALT, (Bosch), FOR ALT: 70A, OE-NO 038 903 023 K, FOR ALT: 90A, OE-NO 038 903 023 L, FOR ALT: 120A, OE-NO 038 903 023 E AP9001 ALT, (Valeo), FOR ALT: 90A, OE-NO 038 903 023 R, FOR ALT: 120A, OE-NO 038 903 023 S AP9001 ALT, (Hitachi), FOR ALT: 120A, OE-NO 038 903 023 G VD1091 CT1028 MTR-CODE: ATD, AXR, CA, WP CT1028K2 MTR-CODE: ATD, ⇒MTR-NO 165 000, CA, WP CT1028K3 MTR-CODE: ATD, MTR-NO 165 001⇒, CA, WP CT1028K3 MTR-CODE: AXR, CA, WP CT1028K4 MTR-CODE: ATD, ⇒MTR-NO 165 000, CA, WP CT1028WP2 MTR-CODE: ATD, MTR-NO 165 001⇒, ⇒CH-NO 8L-2-150 000, CA, WP CT1028WP2 MTR-CODE: AXR, ⇒CH-NO 8L-2-150 000, CA, WP CT1028WP4 MTR-CODE: ATD, MTR-NO 165 001⇒, CH-NO 8L-3-000 001⇒, CA, WP





AUDI					
A3 (8L1)					
09/96-07/01	AGR, ALH	66	1896	CT1028WP4 CT1028WP7	MTR-CODE: AXR, CH-NO 8L-3-000 001 ⇨, CA, WP MTR-CODE: ATD, ⇨MTR-NO 165 000, ⇨CH-NO 8L-2-150 000, CA, WP
				6PK1660 6PK906 AP9001 AP9001 AP9001 AP9016 VD1076 VD1089 VD1089 MS17 MS17 CT1044 CT1044 CT946 CT946 CT1044K1 CT1044K1 CT946K1 CT1044WP1 CT1044WP1	ALT, PS, (AC) ALT, PS, (-AC) ALT, (Bosch), FOR ALT: 70A, OE-NO 038 903 023 K, FOR ALT: 90A, OE-NO 038 903 023 L, FOR ALT: 120A, OE-NO 028 903 028 E ALT, (Valeo), FOR ALT: 70A, OE-NO 038 903 023 Q, FOR ALT: 90A, OE-NO 038 903 023 R, FOR ALT: 120A, OE-NO 038 903 023 S ALT, (Hitachi), FOR ALT: 120A, OE-NO 028 903 029 G ALT, ⇨CH-NO 8L-W-010 000, (Bosch), FOR ALT: 70A, OE-NO 038 903 023 G, FOR ALT: 90A, OE-NO 038 903 023 H, FOR ALT: 120A, OE-NO 038 903 023 J MTR-CODE: ALH, CH-NO 8L-3-070 001⇨, 8L-31222 001⇨ MTR-CODE: AGR MTR-CODE: ALH, ⇨CH-NO 8L-3-070 000, 8L-31222 000 ONLY WITH VD1089 ONLY WITH VD1076 CA, WP, MTR-CODE: AGR, MTR-NO 565 001⇨ CA, WP, MTR-CODE: ALH, MTR-NO 500 001⇨ CA, WP, MTR-CODE: AGR, ⇨MTR-NO 565 000 CA, WP, MTR-CODE: ALH, ⇨MTR-NO 500 000 CA, WP, MTR-CODE: ALH, MTR-NO 500 001⇨ CA, WP, MTR-CODE: AGR, MTR-NO 565 001⇨ CA, WP, MTR-CODE: AGR, ⇨MTR-NO 044 441 CA, WP, MTR-CODE: ALH, MTR-NO 500 001⇨ CA, WP, MTR-CODE: AGR, MTR-NO 565 001⇨
08/97-07/01	AHF, ASV	81	1896	6PK1660 6PK906 AP9001 AP9001 AP9001 AP9016 VD1076 VD1089 MS17 MS17 CT1044 CT1044 CT946 CT946 CT1044K1 CT1044K1 CT946K1 CT1044WP1	ALT, PS, (AC) ALT, PS, (-AC) ALT, (Valeo), FOR ALT: 70A, OE-NO 038 903 023 Q, FOR ALT: 90A, OE-NO 038 903 023 R, FOR ALT: 120A, OE-NO 038 903 023 S ALT, (Hitachi), FOR ALT: 120A, OE-NO 038 903 029 G ALT, (Bosch), FOR ALT: 70A, OE-NO 038 903 023 K, FOR ALT: 90A, OE-NO 038 903 023 L, FOR ALT: 120A, OE-NO 038 903 023 E ALT, MTR-CODE: AHF, ⇨CH-NO 8L-W-010 000, (Bosch), FOR ALT: 70A, OE-NO 038 903 023 G, FOR ALT: 90A, OE-NO 038 903 023 H, FOR ALT: 120A, OE-NO 038 903 023 J MTR-CODE: ASV, AHF, CH-NO 8L-3-070 001⇨, 8L-31222 001⇨ MTR-CODE: ASV, AHF, ⇨CH-NO 8L-3-070 000, 8L-31222 000 ONLY WITH VD1089 ONLY WITH VD1076 CA, WP, MTR-CODE: AHF, MTR-NO 595 001⇨ CA, WP, MTR-CODE: ASV, MTR-NO 150 001⇨ CA, WP, MTR-CODE: AHF, ⇨MTR-NO 595 000 CA, WP, MTR-CODE: ASV, ⇨MTR-NO 150 000 CA, MTR-CODE: AHF, MTR-NO 006 067⇨ CA, MTR-CODE: ASV CA, WP, MTR-CODE: AHF, ⇨MTR-NO 006 065 CA, WP, MTR-CODE: AHF, MTR-NO 595 001⇨

AUDI



AUDI

AUDI						
A3 (8L1) ↔ 1.9 TDI quattro	08/00-05/03	ASZ	96	1896	6DPK1195 6PK1120 AP9001 AP9001 AP9001 AP9001 VD1091 CT1028 CT1028K2 CT1028K3 CT1028K4 CT1028WP2 CT1028WP4 CT1028WP7	ALT, (AC) ALT, (-AC) ALT, (Hitachi), FOR ALT: 120A, OE-NO 038 903 023 G ALT, (Valeo), FOR ALT: 90A, OE-NO 038 903 023 R, FOR ALT: 120A, OE-NO 038 903 023 S ALT, (Bosch), FOR ALT: 70A, OE-NO 038 903 023 K, FOR ALT: 90A, OE-NO 038 903 023 L, FOR ALT: 120A, OE-NO 038 903 023 E MTR-CODE: ASZ, CA, WP MTR-CODE: ASZ, →MTR-NO 115 000, CA, WP MTR-CODE: ASZ, MTR-NO 115 001→, CA, WP MTR-CODE: ASZ, →MTR-NO 115 000, CA, WP MTR-CODE: ASZ, MTR-NO 115 001→, CA, WP, →CH-NO 8L-2-150 000 MTR-CODE: ASZ, MTR-NO 115 001→, CA, WP, CH-NO 8L-3-000 001→ MTR-CODE: ASZ, →MTR-NO 115 000, CA, WP, →CH-NO 8L-2-150 000
	S3 quattro	03/99-04/02	APY, AMK, AUL	154	1781	6DPK1195 6PK1120 AP9001 AP9001 AP9001 CT909 CT909K2 CT909K2 CT909K3 CT909K3 CT909K6 CT909K7 CT909WP1 CT909WP1
	10/01-05/03	BAM	165	1781	6DPK1195 6PK1120 AP9001 AP9001 AP9001 CT909 CT909K2 CT909K3 CT909WP1	ALT, PS, AC ALT, PS ALT, (Hitachi), FOR ALT: 120A, OE-NO 028 903 029 G ALT, (Bosch), FOR ALT: 120A, OE-NO 028 903 028 E ALT, (Valeo), FOR ALT: 120A, OE-NO 038 903 023 S CA CA CA CA
A3 (8P1, 8PA) 1.2 TSI	04/10-	CBZB	77	1197	6PK1432 6PK1693 AP9012 AP9012	ALT, (AC) ALT, (AC) ALT, (Valeo), FOR ALT: 110A, OE-NO 03F 903 023 E ALT, (Bosch), FOR ALT: 140A, OE-NO 03F 903 023 D, 03C 903 023 F
1.4 TFSI	09/07-	CAXC, CMSA	92	1390	6PK1090 6PK1733 AP9012 AP9012 AP9012	ALT, (AC) ALT, (AC) ALT, (Valeo), OE-NO 03C 903 023 G, FOR ALT: 110A (Valeo), OE-NO 03C 903 023 C, FOR ALT: 140A ALT, (Bosch), OE-NO 03C 903 023 A, FOR ALT: 140A
1.6	05/03-	BGU, BSE, BSF, CCSA, CMXA	75	1595	6PK1045 6PK900 AP9001	ALT, (AC) ALT, (AC) ALT, (Valeo), FOR ALT: 90A, OE-NO 06A903023, FOR ALT: 110A, OE-NO 06F903023B, 06F903023E, FOR ALT: 140A, OE-NO 06F903023C, MTR-CODE:





AUDI					
A3 (8P1, 8PA)					
					<ul style="list-style-type: none"> AP9001 BSE, BSF, BGU ALT, (Bosch), FOR ALT: 110A, OE-NO 06F903023D, 06F903023G, FOR ALT: 140A, OE-NO 06F903023F, MTR-CODE: BSE, BSF, BGU CT908 CA CT908K1 CA CT908WP1 CA
1.6 E-Power	01/11-	CMXA	75	1595	<ul style="list-style-type: none"> 6PK1045 ALT, (AC) 6PK900 ALT, (AC) AP9001 ALT, (Bosch), FOR ALT: 140A, OE-NO 06F903023F AP9001 ALT, (Valeo), FOR ALT: 140A, OE-NO 03P903023C CT908 CA CT908K1 CA CT908WP1 CA
1.6 FSI	08/03-	BAG, BLP, BLF	85	1598	<ul style="list-style-type: none"> 6PK1090 ALT, WP, (AC) 6PK1733 ALT, WP, AC
1.6 TDI	05/09-	CAYB, CAYC	66-77	1598	<ul style="list-style-type: none"> 6PK1070 MTR-CODE: CAYB, CAYC, ALT, (AC) 6PK842 ELAST MTR-CODE: CAYB, CAYC, ALT, (-AC) 6PK842 ELAST T1 MTR-CODE: CAYB, CAYC, ALT, (-AC) AP9001 ALT, (Bosch), FOR ALT: 140A, OE-NO 06F903023F, 03L903023 AP9001 ALT, (Valeo), FOR ALT: 140A, OE-NO 06F903023C, 03L903023A VD1076 MTR-CODE: CAYB, CAYC, ⇨10/2009 VD1111 MTR-CODE: CAYB, CAYC, 11/2009⇨ MS18 ONLY WITH VD1076 CT1139 MTR-CODE: CAYB, CAYC, CA
1.8 T	08/06-08/12	BPU	110	1781	<ul style="list-style-type: none"> 6PK1120 ALT
1.8 TFSI	11/06-	BYT, BZB, CDAA	118	1798	<ul style="list-style-type: none"> 6PK1120 ALT AP9009 ALT, (Bosch), FOR ALT: 140A, OE-NO 06B903016AB AP9009 ALT, (Valeo), FOR ALT: 140A, OE-NO 06D903016AB, 06D903016A, 06J903023C, 06H903017E CT1143 WP
1.8 TFSI quattro	07/08-	CDAA	118	1798	<ul style="list-style-type: none"> 6PK1120 ALT AP9009 ALT, (Bosch), FOR ALT: 140A, OE-NO 06B903016AB AP9009 ALT, (Valeo), FOR ALT: 140A, OE-NO 06J903023C, 06H903017E CT1143 WP
1.9 TDI	05/03-05/10	BKC, BLS, BXE	77	1896	<ul style="list-style-type: none"> 6PK1050 ALT, (AC) 6PK948 ALT, (AC) 6PK1050D2 ALT, (AC) AP9001 ALT, (Bosch), FOR ALT: 110A, OE-NO 06F903023D, FOR ALT: 140A, OE-NO 06F903023F AP9001 ALT, (Valeo), FOR ALT: 110A, OE-NO 06F903023E, FOR ALT: 140A, OE-NO 06F903023C VD1076 MS18 MTR-CODE: BLS, ONLY WITH VD1076 MS37 MTR-CODE: BXE, BKC, ONLY WITH VD1076 CT1028 CA, WP CT1028K3 CA, WP CT1028WP3 CA, WP
2.0	06/06-		120	1984	<ul style="list-style-type: none"> AP9001 ALT, (Bosch), FOR ALT: 110A, OE-NO 06F903023D, FOR ALT: 140A, OE-NO 03L903023F, 03L903023, MTR-CODE: BUY AP9001 ALT, (Valeo), FOR ALT: 110A, OE-NO 06F903023E, FOR ALT: 140A, OE-NO 06F903023C, 03L903023A, MTR-CODE: BUY AP9036 ALT, (Bosch), FOR ALT: 110A, OE-NO 06F903023D, FOR ALT: 140A, OE-NO 03L903023F, 03L903023, MTR-CODE: BUY AP9036 ALT, (Valeo), FOR ALT: 110A, OE-NO 06F903023E,

AUDI



AUDI

A3 (8P1, 8PA)
↔ 2.0 FSI

	05/03-	AXW, BLR, BLX, BLY, BMB, BVY, BVZ	110	1984	6PK1045 6PK900 AP9001 AP9001 VD1107 CT1056 CT1088 CT1056K1 CT1088K1	ALT, (AC) ALT, (AC) ALT, (Bosch), FOR ALT: 140A, OE-NO 06F903023F ALT, (Valeo), FOR ALT: 140A, OE-NO 06F903023C CA, MTR-CODE: AXW, BMB CA, MTR-CODE: BLX, BLY, BLR, BVY, BVZ CA, MTR-CODE: AXW, BMB CA, MTR-CODE: BLX, BLY, BLR, BVY, BVZ
2.0 TDI, 2.0 TDI quattro	05/03-	AZV, CBAA, CFFA	100	1968	6PK1050 6PK1070 6PK842 ELAST 6PK948 6PK1050D2 6PK842 ELAST T1 AP9001 VD1076 VD1111 MS18 MS18 MS37 CT1051 CT1134 CT1139 CT1051K1 CT1051K2 CT1134K1 CT1139K2 CT1051WP1 CT1051WP2 CT1134WP2 CT1139WP2	MTR-CODE: AZV, BKD, ALT, (AC) MTR-CODE: CBAA, CBAB, CFFA, CFFB, ALT, (AC) MTR-CODE: CBAA, CBAB, CFFA, CFFB, ALT, (-AC) MTR-CODE: AZV, BKD, ALT, (-AC) MTR-CODE: AZV, BKD, ALT, (AC) MTR-CODE: CBAA, CBAB, CFFA, CFFB, ALT, (-AC) ALT, (Bosch), FOR ALT: 110A, OE-NO 06F903023D, MTR-CODE: AZV MTR-CODE: AZV, BKD, CBAA, CBAB MTR-CODE: CFFA, CFFB MTR-CODE: CFFA, CFFB, CLJA, ONLY WITH VD1111 MTR-CODE: CBAA, CBAB, ONLY WITH VD1076 MTR-CODE: AZV, BKD, ONLY WITH VD1076 MTR-CODE: AZV, BKD, CA, WP MTR-CODE: CBAA, CBAB, CA, WP MTR-CODE: CFFA, CFFB, CA, WP MTR-CODE: AZV, BKD, CA, WP, →01/2007 CA, WP, MTR-CODE: AZV, BKD, 02/2007→ MTR-CODE: CBAA, CBAB, CA, WP MTR-CODE: CFFA, CFFB, CLJA, CA, 12/2010→ CA, WP, MTR-CODE: AZV, BKD, →01/2007 MTR-CODE: AZV, BKD, CA, WP, 02/2007→ MTR-CODE: CBAA, CBAB, CA, WP MTR-CODE: CFFA, CFFB, CA, WP, 12/2010→
2.0 TDI	03/06-	BMN, CBBB, CFGB	125	1968	6PK1050 6PK1070 6PK842 ELAST 6PK948 6PK1050D2 6PK842 ELAST T1 AP9001 AP9001 VD1076 VD1111 MS18 MS18 CT1051 CT1134 CT1139 CT1051K2 CT1134K1 CT1139K2 CT1051WP2 CT1134WP1 CT1139WP6	MTR-CODE: BMN, ALT, (AC) MTR-CODE: CBBB, CFGB, ALT, (AC) MTR-CODE: CBBB, CFGB, ALT, (-AC) MTR-CODE: BMN, ALT, (AC) MTR-CODE: BMN, ALT, (AC) ALT, MTR-CODE: CBBB, CFGB, (-AC) ALT, (Bosch), FOR ALT: 110A, OE-NO 06F903023D, FOR ALT: 140A, OE-NO 06F903023F, MTR-CODE: BMN ALT, (Valeo), FOR ALT: 110A, OE-NO 06F903023E, FOR ALT: 140A, OE-NO 06F903023C, MTR-CODE: BMN MTR-CODE: BMN, CBBB MTR-CODE: CFGB ONLY WITH VD1076 ONLY WITH VD1111 MTR-CODE: BMN, CA, WP MTR-CODE: CBBB, CA, WP MTR-CODE: CFGB, CA, WP MTR-CODE: BMN, CA, WP MTR-CODE: CBBB, CA, WP MTR-CODE: CFGB, CA, WP, 12/2010→ MTR-CODE: BMN, CA, WP MTR-CODE: CBBB, CA, WP MTR-CODE: CFGB, CA, WP, 12/2010→
	06/06-06/08	BUY	120	1968	6PK1050 6PK948 6PK1050D2	ALT, (AC) ALT, (AC) ALT, (AC)



AUDI					
A3 (8P1, 8PA)					
					<ul style="list-style-type: none"> AP9001 ALT, (Valeo), FOR ALT: 110A, OE-NO 06F903023E, FOR ALT: 140A, OE-NO 06F903023C, 03L903023A AP9001 ALT, (Bosch), FOR ALT: 110A, OE-NO 06F903023D, FOR ALT: 140A, OE-NO 03L903023F, 03L903023 VD1076 MS18 ONLY WITH VD1076 CT1051 MTR-CODE: BUY, CA CT1051K2 MTR-CODE: BUY, CA CT1051WP2 MTR-CODE: BUY, CA
2.0 TDI 16V, 2.0 TDI 16V quattro	05/03-	BKD, CBAB, CFFB, CLJA	103	1968	<ul style="list-style-type: none"> 6PK1050 MTR-CODE: AZV, BKD, ALT, (AC) 6PK1070 MTR-CODE: CBAA, CBAB, CFFA, CFFB, CLJA, ALT, (AC) 6PK842 ELAST MTR-CODE: CBAA, CBAB, CFFA, CFFB, CLJA, ALT, (-AC) 6PK948 MTR-CODE: AZV, BKD, ALT, (AC) 6PK1050D2 MTR-CODE: AZV, BKD, ALT, (AC) 6PK842 ELAST T1 MTR-CODE: CBAA, CBAB, CFFA, CFFB, CLJA, ALT, (-AC) AP9001 MTR-CODE: BKD, ALT, (Bosch), FOR ALT: 110A, OE-NO 06F903023D, FOR ALT: 140A, OE-NO 06F903023F AP9001 MTR-CODE: BKD, ALT, (Valeo), FOR ALT: 110A, OE-NO 06F903023E, FOR ALT: 140A, OE-NO 06F903023C VD1076 MTR-CODE: AZV, BKD, CBAA, CBAB VD1111 MTR-CODE: CFFA, CFFB, CLJA MS18 MTR-CODE: CBAA, CBAB, ONLY WITH VD1076 MS18 MTR-CODE: CFFA, CFFB, CLJA, ONLY WITH VD1111 MS37 MTR-CODE: AZV, BKD, ONLY WITH VD1076 CT1051 MTR-CODE: AZV, BKD, CA, WP CT1134 MTR-CODE: CBAA, CBAB, CA, WP CT1139 MTR-CODE: CFFA, CFFB, CLJA, CA, WP CT1051K1 MTR-CODE: AZV, BKD, CA, WP, ⇨01/2007 CT1051K2 CA, WP, MTR-CODE: AZV, BKD, 02/2007⇨ CT1134K1 MTR-CODE: CBAA, CBAB, CA, WP CT1139K2 MTR-CODE: CFFA, CFFB, CLJA, CA, 12/2010⇨ CT1051WP1 CA, WP, MTR-CODE: AZV, BKD, ⇨01/2007 CT1051WP2 MTR-CODE: AZV, BKD, CA, WP, 02/2007⇨ CT1134WP2 MTR-CODE: CBAA, CBAB, CA, WP CT1139WP2 MTR-CODE: CFFA, CFFB, CA, WP, 12/2010⇨
2.0 Tdi quattro	03/06-	BMN, CBBB, CFGB	125	1968	<ul style="list-style-type: none"> 6PK1050 MTR-CODE: BMN, ALT, (AC) 6PK1070 MTR-CODE: CBBB, CFGB, ALT, (AC) 6PK842 ELAST MTR-CODE: CBBB, CFGB, ALT, (-AC) 6PK948 MTR-CODE: BMN, ALT, (-AC) 6PK1050D2 MTR-CODE: BMN, ALT, (AC) 6PK842 ELAST T1 MTR-CODE: CBBB, CFGB, ALT, (-AC) AP9001 ALT, (Valeo), FOR ALT: 110A, OE-NO 06F903023E, FOR ALT: 140A, OE-NO 06F903023C, 03L903023A, MTR-CODE: BMN AP9001 ALT, (Bosch), FOR ALT: 110A, OE-NO 06F903023D, FOR ALT: 140A, OE-NO 03L903023F, 03L903023, MTR-CODE: BMN VD1076 MTR-CODE: BMN, CBBB VD1111 MTR-CODE: CFGB MS18 ONLY WITH VD1076 MS18 ONLY WITH VD1111 CT1051 MTR-CODE: BMN, CA, WP CT1134 MTR-CODE: CBBB, CA, WP CT1139 MTR-CODE: CFGB, CA, WP CT1051K2 MTR-CODE: BMN, CA, WP CT1134K1 MTR-CODE: CBBB, CA, WP CT1139K2 MTR-CODE: CFGB, CA, WP, 12/2010⇨ CT1051WP2 MTR-CODE: BMN, CA, WP



AUDI

A3 (8P1, 8PA)

					CT1134WP1 CT1139WP6	MTR-CODE: CBBB, CA, WP MTR-CODE: CFGB, CA, WP, 12/2010⇨
2.0 TDI, 2.0 TDI quattro	06/05-06/08	BMM	103	1968	6PK1050 6PK948 6PK1050D2 AP9001 AP9001 VD1076 MS18 CT1028 CT1028K3 CT1028WP4	ALT, (AC) ALT, (AC) ALT, (AC) ALT, (Valeo), FOR ALT: 110A, OE-NO 06F903023E, FOR ALT: 140A, OE-NO 06F903023C ALT, (Bosch), FOR ALT: 140A, OE-NO 06F903023F ONLY WITH VD1076 CA, WP CA, WP CA, WP
2.0 TFSI, 2.0 TFSI quattro	09/04-	AXX, BWA, BPY, CAWB, CCZA, CBFA	147	1984	6PK1054 6PK1120 6PK955 AP9001 AP9001 AP9009 CT1088 CT1143 CT1088K1	ALT, (AC), MTR-CODE: AXX, BWA, BPY ALT, MTR-CODE: CAWB, CCZA, CBFA ALT, (AC), MTR-CODE: AXX, BWA, BPY MTR-CODE: BWA, AXX, BPY, ALT, (Valeo), FOR ALT: 140A, OE-NO 06F903023C MTR-CODE: BWA, AXX, BPY, ALT, (Bosch), FOR ALT: 140A, OE-NO 06F903023F MTR-CODE: CAWB, CBFA, CCZA, ALT, (Valeo), FOR ALT: 140A, OE-NO 06D903016A, 06J903023C, 06D903016AB CA, MTR-CODE: AXX, BWA, BPY WP, MTR-CODE: CAWB, CCZA, CBFA CA, MTR-CODE: AXX, BWA, BPY
3.2 V6 quattro	07/03-05/09	BDB, BMJ, BUB	184	3189	6PK1240 6PK1613 6PK1623 AP9001 AP9001 AP9022	ALT, (AC) ALT, (AC), CH-NO 8P-7-103 001⇨, ⇨CH-NO 8P-7- 250 000 ALT, (AC), ⇨CH-NO 8P-7-103 000 MTR-CODE: BUB, ALT, (Valeo), FOR ALT: 140A, OE-NO 06F903023C MTR-CODE: BUB, ALT, (Bosch), FOR ALT: 140A, OE- NO 06F903023F ALT, (Valeo), FOR ALT: 140A, OE-NO 06F903023P
S3 quattro	11/06-	BHZ, CDLA	195	1984	6PK1054 AP9001 AP9001 CT1088	ALT, PS, AC ALT, (Bosch), FOR ALT: 140A, OE-NO 06F903023F, MTR-CODE: BHZ ALT, (Valeo), FOR ALT: 140A, OE-NO 06F903023C, MTR-CODE: BHZ CA, WP
	02/07-	BZC, CDLC	188	1984	6PK1054 AP9001 AP9001 CT1088	ALT, (AC) ALT, (Bosch), FOR ALT: 140A, OE-NO 06F903023F, MTR-CODE: BZC ALT, (Valeo), FOR ALT: 140A, OE-NO 06F903023C, MTR-CODE: BZC CA
A3 (8V1)						
1.2 TFSI	02/13-	CJZA	77	1197	6PK1000 6PK737 CT1167	ALT, (AC) ALT, (AC) CA
1.4 TFSI	04/12-	CMBA, CPTA	90-103	1395	6PK1000 6PK737 CT1167 CT1169	ALT, (AC) ALT, (AC) CA WP
1.6 TDI	10/12-	CLHA	77	1598	6PK1025 6PK799 ELAST VD1076 CT1168	ALT, (AC) ALT, (AC) CA
1.8 TFSI	04/12-	CJSA	132	1798	6PK1130	ALT
2.0 TDI, 2.0 TDI quattro	04/12-	CRBC, CRFA,	81-135	1968	6PK1025	ALT, (AC)





AUDI						
A3 (8V1)						
		CRFC, CRLB, CUNA, CUPA			6PK799 ELAST VD1076 CT1168	ALT, (AC) CA
A3 (8VA)						
1.4 TFSI	09/12-	CMBA	90	1395	6PK1000 6PK737 CT1167	ALT, (AC) ALT, (AC) CA
	03/13-	CPTA	103	1395	6PK1000 6PK737 CT1167 CT1169	ALT, (AC) ALT, (AC) CA WP
1.6 TDI	10/12-	CLHA	77	1598	6PK1025 6PK799 ELAST VD1076 CT1168	ALT, (AC) ALT, (AC) CA
1.8 TFSI	03/13-	CJSA	132	1798	6PK1130	ALT
2.0 TDI, 2.0 TDI quattro	09/12-	CRBC, CRFC, CRLB, CUNA, CUPA	105-110	1968	6PK1025 6PK799 ELAST VD1076 CT1168	ALT, (AC) ALT, (AC) CA
A3 Cabriolet (8P7)						
1.2 TFSI	03/10-	CBZB	77	1197	6PK1432 6PK1693 AP9012	ALT, (AC) ALT, (AC) ALT, (Bosch), FOR ALT: 140A, OE-NO 03F 903 023 D, 03C 903 023 F
1.4 TFSI	02/11-	CAXC	92	1390	6PK1090 6PK1733	ALT, (AC) ALT, (AC)
1.6	09/08-	BSE	75	1595	6PK1045 6PK900 AP9001 AP9001 CT908 CT908K1	ALT, (AC) ALT, (AC) ALT, (Valeo), FOR ALT: 140A, OE-NO 06F903023C ALT, (Bosch), FOR ALT: 140A, OE-NO 06F903023F CA CA
1.6 TDI	05/09-	CAYC	77	1598	6PK1070 6PK842 ELAST 6PK842 ELAST T1 AP9001 AP9001 VD1076 VD1111 MS18 CT1139	MTR-CODE: CAYC, ALT, (AC) MTR-CODE: CAYC, ALT, (AC) MTR-CODE: CAYC, ALT, (AC) ALT, (Bosch), FOR ALT: 140A, OE-NO 06F903023F, 03L903023 ALT, (Valeo), FOR ALT: 140A, OE-NO 06F903023C, 03L903023A MTR-CODE: CAYB, CAYC, ⇨10/2009 MTR-CODE: CAYB, CAYC, 11/2009⇨ ONLY WITH VD1076 MTR-CODE: CAYC, CA
1.8 TFSI	04/08-	BZB, CDAA	118	1798	6PK1120 AP9009 AP9009 CT1143	ALT ALT, (Bosch), FOR ALT: 140A, OE-NO 06B903016AB ALT, (Valeo), FOR ALT: 140A, OE-NO 06D903016A, 06J903023C, 06H903017E WP
1.9 TDI	04/08-	BLS	77	1896	6PK1050 6PK948 6PK1050D2 AP9001 AP9001 VD1076 MS18 CT1028 CT1028K3 CT1028WP3	ALT, (AC) ALT, (AC) ALT, (AC) ALT, (Bosch), FOR ALT: 140A, OE-NO 06F903023F ALT, (Valeo), FOR ALT: 140A, OE-NO 06F903023C ONLY WITH VD1076 CA CA CA
2.0 TDI	04/08-	CBAA, CBAB, CFFA, CFFB	100-103	1968	6PK1070 6PK842 ELAST	MTR-CODE: CBAA, CBAB, CFFA, CFFB, ALT, (AC) MTR-CODE: CBAA, CBAB, CFFA, CFFB, ALT, (AC)



AUDI

A3 Cabriolet (8P7)



					6PK842 ELAST T1 AP9001 AP9001 VD1076 VD1111 CT1134 CT1139 CT1134K1 CT1139K2 CT1134WP2 CT1139WP2	MTR-CODE: CBAA, CBAB, CFFA, CFFB, ALT, (-AC) ALT, (Valeo), FOR ALT: 140A, OE-NO 06F903023C, 03L903023A ALT, (Bosch), FOR ALT: 140A, OE-NO 06F903023F, 03L903023 MTR-CODE: CBAA, CBAB MTR-CODE: CFFA, CFFB MTR-CODE: CBAA, CBAB, CA MTR-CODE: CFFA, CFFB, CA MTR-CODE: CBAA, CBAB, CA MTR-CODE: CFFA, CFFB, CA, 12/2010⇒ MTR-CODE: CBAA, CBAB, CA, WP MTR-CODE: CFFA, CFFB, CA, WP, 12/2010⇒
2.0 TFSI	04/08-	CAWB, CCZA	147	1984	6PK1120 AP9009 AP9009 AP9009 CT1143	ALT ALT, (Bosch), FOR ALT: 140A, OE-NO 06B903016AB ALT, (Valeo), FOR ALT: 140A, OE-NO 06D903016A, MTR-CODE: CAWB ALT, (Valeo), FOR ALT: 140A, OE-NO 06J903023C, MTR-CODE: CCZA WP

A4 (8D2, 8D5, B5)

1.6

	07/00-09/01	ALZ	75	1595	4PK855 5PK1300 AP9002 AP9007 AP9009 AP9009 AP9009 CT908 CT908K1 CT908WP1	AC ALT, PS ALT, (Valeo), FOR ALT: 120A, OE-NO 06B903016E ALT, (Bosch), FOR ALT: 120A, OE-NO 06B903016B ALT, (Valeo), FOR ALT: 120A, OE-NO 06B903016AE, FOR ALT: 140A, OE-NO 06B903016AF, CH-NO 8E-3-024776⇒ ALT, (Bosch), FOR ALT: 120A, OE-NO 06B903016P, FOR ALT: 140A, OE-NO 06B903016AB, FOR ALT: 150A, OE-NO 06B903016Q ALT, (Valeo), FOR ALT: 150A, OE-NO 06B903016AC CA CA CA
	11/94-09/01	ADP, AHL, ANA, ARM	74	1595	11,0X528Ld 4PK855 5PK1300 AP9002 AP9007 CT848 CT908 CT848K3 CT908K1 CT908WP1	WP AC ALT, PS MTR-CODE: ARM, ANA, AHL, ALT, (Valeo), FOR ALT: 120A, OE-NO 06B 903 016 E ALT, MTR-CODE: AHL, ANA, ARM, (Bosch), FOR ALT: 120A, OE-NO 06B903016B CA, MTR-CODE: ADP CA, MTR-CODE: AHL, ANA, ARM CA, MTR-CODE: ADP CA, MTR-CODE: AHL, ANA, ARM CA, MTR-CODE: AHL, ANA, ARM
1.8	05/00-09/00	AMB	125	1781	6PK1570 6PK1590 AP9009 AP9009 AP9009 CT909 CT909K10	ALT, CH-NO 8E-4-191 001⇒ ALT, ⇒CH-NO 8E-4-191 000 ALT, CH-NO 8E-3-024 776⇒, (Valeo), FOR ALT: 120A, OE-NO 06B903016AE, FOR ALT: 140A, OE-NO 06B903016AF ALT, (Valeo), FOR ALT: 150A, OE-NO 06B903016AC ALT, (Bosch), FOR ALT: 120A, OE-NO 06B903016P, FOR ALT: 140A, OE-NO 06B903016AB, FOR ALT: 150A, OE-NO 06B903016Q CA CA
	01/95-11/00		95	1781	11,0X528Ld 4PK855 5PK1300	WP AC ALT, PS





AUDI					
A4 (8D2, 8D5, B5)					
↔ 1.8 T, 1.8 T quattro	12/97-09/01	AJL	132	1781	CT919 CA 11,0X528Ld WP 4PK855 AC 5PK1300 ALT, PS AP9002 ALT, (Valeo), FOR ALT: 120A, OE-NO 06B903016E AP9007 ALT, (Bosch), FOR ALT: 120A, OE-NO 06B903016B CT919 CA CT919K1 CA CT919K2 CA, MTR-NO 010 001↔ CT919K4 CA
	01/95-09/01	AEB, ARK, ANB, APU, AWT	110	1781	11,0X528Ld WP 4PK855 AC 5PK1300 ALT, PS AP9002 ALT, MTR-CODE: AEB, ANB, APU, AWT, (Valeo), FOR ALT: 120A, OE-NO 06B903016E AP9007 ALT, MTR-CODE: AEB, ANB, APU, AWT, (Bosch), FOR ALT: 120A, OE-NO 06B903016B CT909 CA, MTR-CODE: AWT CT919 CA, MTR-CODE: APU, ARK, AEB, ANB CT909K10 CA, MTR-CODE: AWT, CH-NO 8D-1-042 385↔ CT909K2 CA, MTR-CODE: AWT, ↔CH-NO 8D-1-042 384 CT909K3 CA, MTR-CODE: AWT, ↔CH-NO 8D-1-042 384 CT919K1 CA, MTR-CODE: AEB, CH-NO 8D-T-155 010↔ CT919K1 CA, MTR-CODE: APU, ARK, ANB CT919K2 CA, MTR-CODE: AEB, CH-NO 8D-T-155 010↔ CT919K2 CA, MTR-CODE: APU, ANB, MTR-NO 020 001↔ CT919K2 CA, MTR-CODE: ARK CT919K4 CA, MTR-CODE: APU, ARK, ANB CT919K4 CA, MTR-CODE: AEB, CH-NO 8D-T-155 010↔ CT919K5 CA, MTR-CODE: AEB, ↔CH-NO 8D-T-155 009 CT909WP1 CA, MTR-CODE: AWT, ↔CH-NO 8D-1-042 384 CT909WP2 CA, MTR-CODE: AWT, CH-NO 8D-1-042 385↔
1.8, 1.8 quattro	04/95-09/01	AFY	85	1781	11,0X528Ld PS 4PK855 AC 5PK1300 ALT AP9002 ALT, (Valeo), FOR ALT: 120A, OE-NO 06B903016E AP9007 ALT, (Bosch), FOR ALT: 120A, OE-NO 06B903016B CT919 CA CT919K1 CA CT919K2 CA, CH-NO 8D-T-155 010↔ CT919K4 CA
	01/95-09/01	ADR, APT, ARG, AVV	92	1781	11,0X528Ld WP 4PK855 AC 5PK1300 ALT, PS AP9002 ALT, (Valeo), FOR ALT: 120A, OE-NO 06B903016E AP9007 ALT, (Bosch), FOR ALT: 120A, OE-NO 06B903016B CT919 CA CT919K1 CA, MTR-CODE: ADR, CH-NO 8D-T-155 010↔, CA, MTR-CODE: APT,ARG,AVV CT919K2 CA, MTR-CODE: ADR, CH-NO 8D-T-155 010↔, CA, MTR-CODE: APT,ARG,AVV CT919K4 CA, MTR-CODE: ADR, CH-NO 8D-T-155 010↔, CA, MTR-CODE: APT,ARG,AVV CT919K5 CA, MTR-CODE: ADR, ↔CH-NO 8D-T-155 009
1.9 DUO	03/98-09/01	AHU	66	1896	4PK855 AC 5PK1592 ALT, WP, PS AP9002 ALT, ↔CH-NO 8D-X-400 000, (Bosch), FOR ALT: 90A, OE-NO 028 903 029 A, FOR ALT: 120A, OE-NO 028 903 029 B AP9002 CH-NO 8D-Y-000 001↔, ALT, (Valeo), FOR ALT: 120A, OE-NO 028 903 031 A





ContiTech



AUDI

A4 (8D2, 8D5, B5)



					AP9002 ALT, CH-NO 8D-Y-000 001 ⇨, (Bosch), FOR ALT: 90A, OE-NO 028 903 029 S, FOR ALT: 120A, OE-NO 028 903 031 AP9032 ALT, (Bosch), FOR ALT: 90A, OE-NO 028 903 027 S, FOR ALT: 120A, OE-NO 028 903 028 CT867 CA, MTR-CODE: 1Z, AHU CT945 CA, MTR-CODE: AHH CT867K4 CA, MTR-CODE: 1Z, AHU CT945K2 CA, MTR-CODE: AHH
1.9 TDI	01/95-09/01	1Z, AHU, AHH	66	1896	4PK855 AC 5PK1592 ALT, WP, PS AP9002 MTR-CODE: 1Z, ALT, (Valeo), FOR ALT: 90A, OE-NO 028 903 027 T AP9002 ALT, MTR-CODE: AHH, AHU, ⇨CH-NO 8D-X-400 000, (Bosch), FOR ALT: 90A, OE-NO 028 903 029 A, FOR ALT: 120A, OE-NO 028 903 029 B AP9002 MTR-CODE: AHH, AHU, CH-NO 8D-Y-000 001 ⇨, ALT, (Valeo), FOR ALT: 120A, OE-NO 028 903 031 A AP9002 ALT, MTR-CODE: AHH, AHU, CH-NO 8D-Y-000 001 ⇨, (Bosch), FOR ALT: 90A, OE-NO 028 903 029 S, FOR ALT: 120A, OE-NO 028 903 031 AP9032 ALT, (Bosch), FOR ALT: 120A, OE-NO 028 903 028 F, MTR-CODE: 1Z, AHU AP9032 ALT, (Bosch), FOR ALT: 70A, OE-NO 028 903 027 Q, MTR-CODE: 1Z AP9032 ⇨CH-NO 8D-X-199 999 AP9032 ALT, (Bosch), FOR ALT: 90A, OE-NO 028 903 027 S, FOR ALT: 120A, OE-NO 028 903 028, MTR-CODE: AHH CT867 CA, MTR-CODE: 1Z, AHU CT945 CA, MTR-CODE: AHH CT867K4 CA, MTR-CODE: 1Z, AHU CT945K2 CA, MTR-CODE: AHH
1.9 TDI, 1.9 TDI quattro	03/00-09/01	AJM, ATJ	85	1896	4PK855 AC 5PK1432 ALT, PS AP9002 ALT, ⇨CH-NO 8D-X-400 000, (Bosch), FOR ALT: 90A, OE-NO 028 903 029 A, FOR ALT: 120A, OE-NO 028 903 029 B AP9002 CH-NO 8D-Y-000 001 ⇨, ALT, (Valeo), FOR ALT: 120A, OE-NO 028 903 031 A AP9002 ALT, CH-NO 8D-Y-000 001 ⇨, (Bosch), FOR ALT: 90A, OE-NO 028 903 029 S, FOR ALT: 120A, OE-NO 028 903 031 AP9032 ⇨CH-NO 8D-X-199 999, ALT, (Bosch), FOR ALT: 90A, OE-NO 028 903 027 S, FOR ALT: 120A, OE-NO 028 903 028 VD1090 MS17 ONLY WITH VD1090 CT1028 CA CT1028K2 CA CT1028K4 CA CT1028WP7 CA
	10/95-09/01	AFF, AFN, AVG	55-81	1896	4PK855 AC 5PK1592 ALT, WP, PS AP9002 CH-NO 8D-Y-000 001 ⇨, ALT, (Valeo), FOR ALT: 120A, OE-NO 028 903 031 A AP9002 ALT, ⇨CH-NO 8D-X-400 000, (Bosch), FOR ALT: 90A, OE-NO 028 903 029 A, FOR ALT: 120A, OE-NO 028 903 029 B AP9002 ALT, CH-NO 8D-Y-000 001 ⇨, (Bosch), FOR ALT: 90A, OE-NO 028 903 029 S, FOR ALT: 120A, OE-NO 028





AUDI						
A4 (8D2, 8D5, B5)						
					AP9032 CT867 CT867K4	903 031 ⇨CH-NO 8D-X-199 999, ALT, (Bosch), FOR ALT: 70A, OE-NO 028 903 027 Q, FOR ALT: 90A, OE-NO 028 903 027 S, FOR ALT: 120A, OE-NO 028 903 028 F, 028 903 028 CA CA
2.4	07/95-07/97	AFM	110	2393	6PK1760 6PK1870 6PK1880 CT920 CT920K1 CT920K2 CT920WP3	ALT, (AC) ALT, (AC), ⇨CH-NO 8D-T-185 641 ALT, (AC), CH-NO 8D-T-185 642⇨ CA CA CA CA
2.4, 2.4 quattro	03/97-09/01	AGA, AJG, ALF, AML, AMM, APS, APZ, ARJ	120-121	2393	6PK1760 6PK1880 CT920 CT920K1 CT920K2 CT920WP3	ALT, (AC) ALT, (AC) CA CA CA CA
2.5 TDI, 2.5 TDI quattro	09/97-09/01	AFB, AKN	110	2496	4PK1237 6PK2404 6PK2404D1 VD1032 MS19 CT1015 CT1018 CT1015K1 CT1015K2 CT1018K1 CT1015WP1	AC ALT, PS ALT, PS, AC, CH-NO 8D-Y-100 718⇨ ONLY WITH VD1032 CA INJP CA CA INJP CA, MTR-CODE: AKN
2.6	01/96-07/97	ACZ	102	2598	6PK1760 6PK1873 6PK1880 CT726 CT726K2 CT726WP2	ALT, (AC) ALT, (AC), ⇨CH-NO 8D-T-185 641 ALT, (AC), CH-NO 8D-T-185 642⇨ CA CA CA
2.6, 2.6 quattro	01/95-09/01	ABC	110	2598	6PK1760 6PK1873 6PK1873 6PK1880 6PK1880 CT726 CT726K2 CT726WP2	ALT, PS, (AC) ALT, PS, AC, ⇨CH-NO 8D-T-185641 ⇨CH-NO 8D-T-080000, (S4), (quattro) CH-NO 8D-T-080001⇨, (S4), (quattro) ALT, PS, AC, CH-NO 8D-T-185642⇨ CA CA CA
2.7 Bi Turbo quattro	08/98-12/98	APB	187	2671	6PK1733 6PK1856 CT920 CT920K1 CT920K2	ALT, (AC) ALT, (AC) CA CA CA
2.8 24V	10/96-07/99		142	2771	6PK1760 6PK1870 6PK1880 CT920 CT920K1 CT920K1 CT920K2 CT920K2 CT920K4 CT920WP3	ALT, (AC) ALT, (AC), ⇨CH-NO 8D-T-185 641 ALT, (AC), CH-NO 8D-T-185 641⇨ CA CA, MTR-CODE: ALG, AMX, APR, AQD CA, MTR-CODE: ACK, CH-NO 8D-V-205001⇨ CA, MTR-CODE: ALG, AMX, APR, AQD CA, MTR-CODE: ACK, CH-NO 8D-V-205001⇨ CA, MTR-CODE: ACK, ⇨CH-NO 8D-V-205000 CA, MTR-CODE: ACK, CH-NO 8D-V-205001⇨





AUDI

AUDI

A4 (8D2, 8D5, B5)

↔	2.8, 2.8 quattro	03/99-09/00	ATX	140	2771	CT920WP3	CA, MTR-CODE: ALG, AMX, APR, AQD
						6PK1760	ALT, (-AC)
						6PK1880	ALT, (AC)
						CT920	CA
						CT920K1	CA
						CT920K2	CA
01/95-07/97	AAH	128	2771	CT920WP3	CA		
				6PK1760	ALT, PS, (-AC)		
				6PK1873	ALT, PS, AC, ⇨ CH-NO 8D-T-185641		
				6PK1873	⇨ CH-NO 8D-T-080000, (S4), (quattro)		
				6PK1880	ALT, PS, AC, CH-NO 8D-T-185642⇨		
				6PK1880	CH-NO 8D-T-080001⇨, (S4), (quattro)		
10/96-09/01	ACK, ALG, AMX, APR, AQD, AHA	142	2771	CT726	CA		
				CT726K2	CA		
				CT726WP2	CA		
				6PK1760	ALT, PS, (-AC)		
				6PK1880	ALT, PS, AC		
				CT920	CA		
RS4 quattro	05/00-09/01	ASJ, AZR	280	2671	CT920K1	CA, MTR-CODE: ALG, AMX, APR, AQD	
					CT920K1	CA, MTR-CODE: ACK, CH-NO 8D-V-205001⇨	
					CT920K2	CA, MTR-CODE: ALG, AMX, APR, AQD	
					CT920K2	CA, MTR-CODE: ACK, CH-NO 8D-V-205001⇨	
					CT920K4	CA, MTR-CODE: ACK, ⇨ CH-NO 8D-V-205000	
					CT920WP3	CA, MTR-CODE: ALG, AMX, APR, AQD	
S4 quattro	09/97-09/01	AGB, AZB	195	2671	CT920WP3	CA, MTR-CODE: ACK, CH-NO 8D-V-205001⇨	
					6PK1733	ALT, (AC)	
					6PK1856	ALT, (AC)	
					CT920	CA	
					CT920K1	CA	
					CT920K2	CA	
A4 (8E2, 8E5, B6)	1.6	11/00-12/04	ALZ	75	1595	CT920WP3	CA
						6PK1590	ALT, PS, AC
						AP9009	ALT, (Bosch), FOR ALT: 120A, OE-NO 06B903016P, FOR ALT: 140A, OE-NO 06B903016AB, FOR ALT: 150A, OE-NO 06B903016Q
						AP9009	ALT, (Valeo), FOR ALT: 120A, OE-NO 06B903016AE, FOR ALT: 140A, OE-NO 06B903016AF, CH-NO 8E-3-024776⇨
						AP9009	ALT, (Valeo), FOR ALT: 150A, OE-NO 06B903016AC
						CT908	CA
1.8 T, 1.8 T quattro	11/00-07/02	AVJ	110	1781	CT908K1	CA	
					CT908WP1	CA	
					6PK1080	ALT, (-AC)	
					6PK1590	ALT, (AC)	
					AP9009	ALT, (Valeo), FOR ALT: 150A, OE-NO 06B903016AC	
					AP9009	ALT, (Valeo), FOR ALT: 120A, OE-NO 06B903016AE, FOR ALT: 140A, OE-NO 06B903016AF, CH-NO 8E-3-024776⇨	
						AP9009	ALT, (Bosch), FOR ALT: 120A, OE-NO 06B903016P, FOR ALT: 140A, OE-NO 06B903016AB, FOR ALT: 150A, OE-NO 06B903016Q
						VD1107	
						CT909	CA
						CT909K10	CA





AUDI						
A4 (8E2, 8E5, B6)						
	07/02-12/04	BEX, BFB	120-140	1781	CT909WP2 6PK1080 6PK1570 6PK1590 AP9009 AP9009 AP9009 VD1107 CT909 CT909K10 CT909WP2	CA ALT, PS, (-AC) ALT, PS, AC, CH-NO 8E-4-191001⇒ ALT, PS, AC, ⇒CH-NO 8E-4-191000 ALT, CH-NO 8E-3-024 776⇒, (Valeo), FOR ALT: 120A, OE-NO 06B903016AE, FOR ALT: 140A, OE-NO 06B903016AF ALT, (Bosch), FOR ALT: 120A, OE-NO 06B903016P, FOR ALT: 140A, OE-NO 06B903016AB, FOR ALT: 150A, OE-NO 06B903016Q ALT, (Valeo), FOR ALT: 150A, OE-NO 06B903016AC CA CA CA
	07/01-12/04	AMB	125	1781	6PK1570 6PK1590 AP9009 AP9009 AP9009 CT909 CT909K10 CT909WP2	ALT, CH-NO 8E-4-191 001⇒ ALT, ⇒CH-NO 8E-4-191 000 ALT, (Valeo), FOR ALT: 150A, OE-NO 06B903016AC ALT, (Bosch), FOR ALT: 120A, OE-NO 06B903016P, FOR ALT: 140A, OE-NO 06B903016AB, FOR ALT: 150A, OE-NO 06B903016Q ALT, CH-NO 8E-3-024 776⇒, (Valeo), FOR ALT: 120A, OE-NO 06B903016AE, FOR ALT: 140A, OE-NO 06B903016AF CA CA CA
1.9 TDI	11/00-12/04	AVF, AWX	96	1896	4PK841 4PK841 5PK1432 5PK1432 6PK1125 6PK1125 6PK1613 6PK1613 6PK1613D1 6PK1613D1 AP9001 AP9001 AP9001 AP9002 AP9002 VD1076 VD1090 MS17 MS37	AC, MTR-CODE: AVF, (AUTOM), ⇒CH-NO 8E-3-500000 AC, MTR-CODE: AWX, AVF, (MANL), ⇒CH-NO 8E-4-010000 ALT, PS, MTR-CODE: AWX, AVF, (MANL), ⇒CH-NO 8E-4-010 000 ALT, PS, MTR-CODE: AVF, (AUTOM), ⇒CH-NO 8E-3-500 000 ALT, PS, (-AC), MTR-CODE: AVF, (AUTOM), CH-NO 8E-4-000 001⇒ ALT, PS, (-AC), MTR-CODE: AWX, AVF, (MANL), CH-NO 8E-4-010 001⇒ ALT, PS, (AC), MTR-CODE: AWX, AVF, (MANL), CH-NO 8E-4-010 001⇒ ALT, PS, (AC), MTR-CODE: AVF, (AUTOM), CH-NO 8E-4-000 001⇒ ALT, PS, (AC), (AUTOM), MTR-CODE: AVF, CH-NO 8E-4-000 001⇒ ALT, PS, (AC), (MANL), MTR-CODE: AWX, AVF, CH-NO 8E-4-010 001⇒ ALT, (Valeo), FOR ALT: 140A, OE-NO 06F903023H, 06F903023C (Bosch), FOR ALT: 140A, OE-NO 06F903023J, 06F903023F ALT, MTR-CODE: AVF ALT, (Valeo), FOR ALT: 140A, OE-NO 028 903 028 R, ⇒CH-NO 8E-4-010 000 ALT, (Bosch), FOR ALT: 140A, OE-NO 028 903 029 Q, FOR ALT: 150A, OE-NO 028 903 029 N, ⇒CH-NO 8E-4-010 000 CH-NO 8E-3-410 001⇒ ⇒CH-NO 8E-3-410 000 ONLY WITH VD1090 ONLY WITH VD1076

AUDI



AUDI

A4 (8E2, 8E5, B6)



					CT1028 CT1028K2 CT1028K3 CT1028K4 CT1028WP4 CT1028WP7	CA, WP CA, WP, ⇨ CH-NO 8E-2-297 100 CA, WP, CH-NO 8E-2-297 101⇨ CA, WP, ⇨ CH-NO 8E-2-297 100 CA, WP, CH-NO 8E-2-297 101⇨ CA, WP, ⇨ CH-NO 8E-2-295 000
05/01-12/04	AVB	74	1896	4PK841 5PK1432 6PK1125 6PK1613 6PK1613D1 AP9001 AP9002 AP9002 VD1076 VD1090 MS17 MS37 CT1028 CT1028K2 CT1028K3 CT1028K4 CT1028WP4 CT1028WP7	AC, ⇨ CH-NO 8E-3-500 000 ALT, PS, ⇨ CH-NO 8E-3-500 000 ALT, PS, (-AC), CH-NO 8E-4-000 001⇨ ALT, PS, (AC), CH-NO 8E-4-000 001⇨ ALT, PS, (AC), CH-NO 8E-4-000 001⇨ ALT, CH-NO 8E-4-000 001⇨, (Bosch,Valeo), FOR ALT: 140A ALT, ⇨ CH-NO 8E-4-010 00, (Valeo), FOR ALT: 140A, OE-NO 028 903 029 R ALT, ⇨ CH-NO 8E-4-010 000, (Bosch), FOR ALT: 140A, OE-NO 028 903 029 Q, FOR ALT: 150A, OE-NO 028 903 029 N CH-NO 8E-3-410 001⇨ ⇨ CH-NO 8E-3-410 000 ONLY WITH VD1090 ONLY WITH VD1076 CA, WP CA, WP, ⇨ CH-NO 8E-2-297 100 CA, WP, CH-NO 8E-2-297 101⇨ CA, WP, ⇨ CH-NO 8E-2-297 100 CA, WP, CH-NO 8E-2-297 101⇨ CA, WP, ⇨ CH-NO 8E-2-295 000	
06/04-12/04	BKE	85	1896	6PK1125 6PK1613 6PK1613D1 AP9001 AP9001 AP9002 VD1076 VD1090 MS18 MS37 CT1028 CT1028K2 CT1028K3 CT1028K4	ALT, PS, (-AC) ALT, PS, (AC) ALT, PS, (AC), CH-NO 8E-3-410 001⇨ ALT, (Valeo), FOR ALT: 140A, OE-NO 06F903023H ALT, (Bosch), FOR ALT: 140A, OE-NO 06F903023J ALT, (Bosch), FOR ALT: 150A, OE-NO 028 903 029 N CH-NO 8E-3-410 001⇨ ⇨ CH-NO 8E-3-410 000 CH-NO 8E-6-030 001⇨, ONLY WITH VD1076 ⇨ CH-NO 8E-6-030 000, ONLY WITH VD1076 CA, WP CA, WP, ⇨ CH-NO 8E-2-297 100 CA, WP, CH-NO 8E-2-297 101⇨ CA, WP, ⇨ CH-NO 8E-2-297 100	
2.0	11/00-12/04	ALT	96	1984	6PK1080 6PK1570 6PK1590 AP9009 AP9009 AP9009 VD1107 CT909 CT909K10 CT909WP3	ALT, (AC) ALT, (AC), CH-NO 8E-4-191 001⇨ ALT, (AC), ⇨ CH-NO 8E-4-191 000 ALT, (Bosch), FOR ALT: 120A, OE-NO 06B903016P, FOR ALT: 140A, OE-NO 06B903016AB, FOR ALT: 150A, OE-NO 06B903016Q ALT, CH-NO 8E-3-024 776⇨, (Valeo), FOR ALT: 120A, OE-NO 06B903016AE, FOR ALT: 140A, OE-NO 06B903016AF ALT, (Valeo), FOR ALT: 150A, OE-NO 06B903016AC CA CA, MTR-CODE: ALT CA, MTR-CODE: ALT
2.0 FSI	07/02-12/04	AWA	110	1984	6PK1080 6PK1570 6PK1950 AP9009	ALT, (AC) ALT, (AC), CH-NO 8E-4-191 001⇨ ALT, (AC), ⇨ CH-NO 8E-4-191 000 ALT, (Bosch), FOR ALT: 120A, OE-NO 06B903016P, FOR ALT: 140A, OE-NO 06B903016AB, FOR ALT:





AUDI						
A4 (8E2, 8E5, B6)						
					AP9009 AP9009 VD1107 CT1056 CT1088 CT1056K1 CT1088K1	ALT, (Valeo), FOR ALT: 120A, OE-NO 06B903016AE, FOR ALT: 140A, OE-NO 06B903016AF, CH-NO 8E-3-024776⇒ ALT, (Valeo), FOR ALT: 150A, OE-NO 06B903016AC CA, ⇒CH-NO 8E-4-400 000 CA, CH-NO 8E-5-000 001⇒ CA, CH-NO 8E-3-390 001⇒, ⇒CH-NO 8E-4-400 000 CA, CH-NO 8E-5-000 001⇒
2.4	09/01-12/04	AMM, BDV	120-125	2393	6PK1856 CT920 CT920K1 CT920K2 CT920WP3	ALT, PS, AC CA CA CA CA
2.5 TDI	08/01-07/02	AYM	114	2496	4PK1217 6PK2404 6PK2404D2 VD1032 MS19 CT1015 CT1018 CT1015K1 CT1015K2 CT1018K1 CT1015WP1	AC ALT, PS ALT, PS, AC ONLY WITH VD1032 CA INJP CA CA CA INJP CA
2.5 TDI, 2.5 TDI quattro	11/00-12/04	AKE, AYM, BAU, BCZ, BDG, BDH, BFC	114-132	2496	4PK1217 6PK2404 6PK2404D2 VD1032 MS19 CT1015 CT1018 CT1015K1 CT1015K2 CT1018K1 CT1015WP1	AC ALT, PS ALT, PS, AC ONLY WITH VD1032 CA INJP CA CA INJP CA
3.0, 3.0 quattro	11/00-12/04	ASN, AVK	162	2976	6PK1880 CT1068 CT1068K1 CT1068K2	ALT CA CA CA
	04/01-12/04	BBJ	160	2976	6PK1880 6PK1885 CT1068 CT1068K1 CT1068K2	ALT, ⇒CH-NO 8E-5-400 000 ALT, CH-NO 8E-5-400 001⇒ CA CA CA
S4 quattro	03/03-12/04	BBK	253	4163	5PK1120	ALT
A4 (8EC, 8ED, B7)						
1.6	11/04-06/08	ALZ	75	1595	6PK1570 AP9009 AP9009 AP9009 AP9009 CT908 CT908K1 CT908WP1	ALT, PS, AC CH-NO 8E-6-240 001⇒, ALT, (Valeo), FOR ALT: 140A, OE-NO 06D903016A, FOR ALT: 150A, OE-NO 06D903016 ALT, (Bosch), FOR ALT: 120A, OE-NO 06B903016P, FOR ALT: 140A, OE-NO 06B903016AB ALT, (Valeo), FOR ALT: 120A, OE-NO 06B903016AE ⇒CH-NO 8E-6-240 000, ALT, (Valeo), FOR ALT: 140A, OE-NO 06B903016AF, 06B903016AC CA CA CA
1.8 T, 1.8 T quattro	11/04-06/08	BFB	120	1781	6PK1080	ALT, (AC)





AUDI

A4 (8EC, 8ED, B7)



					6PK1570 6PK1590 AP9009 AP9009 AP9009 AP9009 AP9009 VD1107 CT909 CT909K10 CT909WP2	ALT, (AC), CH-NO 8E-4-191 001 ⇨ ALT, (AC), ⇨CH-NO 8E-4-191 000 ⇨CH-NO 8E-6-240 000, ALT, (Valeo), FOR ALT: 140A, OE-NO 06B903016AF, 06B903016AC CH-NO 8E-6-240 001 ⇨, ALT, (Valeo), FOR ALT: 140A, OE-NO 06D903016A, FOR ALT: 150A, OE-NO 06D903016 ALT, (Valeo), FOR ALT: 120A, OE-NO 06B903016AE ALT, (Bosch), FOR ALT: 120A, OE-NO 06B903016P, FOR ALT: 140A, OE-NO 06B903016AB CA CA CA
1.9 TDI	11/04-06/08	BKE, BRB	85	1896	6PK1125 6PK1613 6PK1613D1 AP9001 AP9001 AP9002 VD1076 VD1090 MS18 MS37 CT1028 CT1028K3 CT1028WP4	ALT, PS, (-AC) ALT, PS, (AC) ALT, PS, (AC) ALT, (Bosch), FOR ALT: 140A, OE-NO 06F903023J ALT, (Valeo), FOR ALT: 140A, OE-NO 06F903023H ALT, (Bosch), FOR ALT: 150A, OE-NO 028 903 029 N CH-NO 8E-3-410 001 ⇨ ⇨CH-NO 8E-3-410 000 CH-NO 8E-6-030 001 ⇨, ONLY WITH VD1076 ⇨CH-NO 8E-6-030 000, ONLY WITH VD1076 CA, WP CA, WP, MTR-CODE: BKE, BRB CA, WP
2.0	11/04-06/08	ALT	96	1984	6PK1080 6PK1570 6PK1590 AP9009 AP9009 AP9009 AP9009 AP9009 VD1107 CT909 CT909K10 CT909WP3	ALT, (AC) ALT, (AC), CH-NO 8E-4-191 001 ⇨ ALT, (AC), ⇨CH-NO 8E-4-191 000 ⇨CH-NO 8E-6-240 000, ALT, (Valeo), FOR ALT: 140A, OE-NO 06B903016AF, 06B903016AC ALT, (Bosch), FOR ALT: 120A, OE-NO 06B903016P, FOR ALT: 140A, OE-NO 06B903016AB ALT, (Valeo), FOR ALT: 120A, OE-NO 06B903016AE CH-NO 8E-6-240 001 ⇨, ALT, (Valeo), FOR ALT: 140A, OE-NO 06D903016A, FOR ALT: 150A, OE-NO 06D903016 CA CA, MTR-CODE: ALT CA, MTR-CODE: ALT
2.0 TDI	11/04-06/08	BNA, BRF	100	1968	6PK1613 6PK1613D1 AP9001 AP9001 VD1076 MS18 CT1051 CT1051K1 CT1051WP1	MTR-CODE: BNA, BRF, ALT, PS, AC MTR-CODE: BNA, BRF, ALT, PS, AC ALT, (Bosch), FOR ALT: 140A, OE-NO 06F903023J ALT, (Valeo), FOR ALT: 140A, OE-NO 06F903023H ONLY WITH VD1076 MTR-CODE: BNA, BRF, CA, WP MTR-CODE: BNA, BRF, CA, WP MTR-CODE: BNA, BRF, CA, WP
2.0 TDI, 2.0 TDI quattro	06/06-06/08	BRD	125	1968	6PK1613 6PK1613D1 AP9001 AP9001 VD1076 MS18 CT1051 CT1051K1 CT1051WP1	MTR-CODE: BRD, ALT, (AC) MTR-CODE: BRD, ALT, (AC) ALT, (Valeo), FOR ALT: 140A, OE-NO 06F903023H ALT, (Bosch), FOR ALT: 140A, OE-NO 06F903023J ONLY WITH VD1076 MTR-CODE: BRD, CA, WP MTR-CODE: BRD, CA, WP MTR-CODE: BRD, CA, WP
	11/04-06/08	BPW	103	1968	6PK1613	ALT, PS, AC





AUDI

A4 (8EC, 8ED, B7)



AUDI

					6PK1613D1 AP9001 AP9001 VD1076 MS18 MS37 CT1028 CT1028K3 CT1028WP4	ALT, PS, AC CH-NO 8E-5-400 001 ⇨, ALT, (Bosch), FOR ALT: 140A, OE-NO 06F903023J ALT, (Valeo), FOR ALT: 140A, OE-NO 06F903023H MTR-CODE: BPW, BLB, 07/2005 ⇨, ONLY WITH VD1076 MTR-CODE: BPW, BLB, ⇨06/2005, ONLY WITH VD1076 CA, WP CA, WP CA, WP
2.0 TDI	09/05-09/06	BVG	89	1968	6PK1613 6PK1613D1 AP9001 AP9001 VD1076 MS18 CT1051 CT1051K1 CT1051WP1	MTR-CODE: BVG, ALT, (AC) MTR-CODE: BVG, ALT, (AC) ALT, (Bosch), FOR ALT: 140A, OE-NO 06F903023J ALT, (Valeo), FOR ALT: 140A, OE-NO 06F903023H ONLY WITH VD1076 MTR-CODE: BVG, CA, WP MTR-CODE: BVG, CA, WP MTR-CODE: BVG, CA, WP
2.0 TDI, 2.0 TDI quattro	06/06-06/08	BVA	120	1968	6PK1613 6PK1613D1 AP9001 AP9001 VD1076 MS18 CT1051 CT1051K1 CT1051WP1	MTR-CODE: BVA, ALT MTR-CODE: BVA, ALT ALT, (Valeo), FOR ALT: 140A, OE-NO 06F903023H ALT, (Bosch), FOR ALT: 140A, OE-NO 06F903023J ONLY WITH VD1076 MTR-CODE: BVA, CA, WP MTR-CODE: BVA, CA, WP MTR-CODE: BVA, CA, WP
2.0 TDI	11/05-11/06	BVF	93	1968	6PK1613 6PK1613D1 AP9001 AP9001 VD1076 MS18 CT1051 CT1051K1 CT1051WP1	MTR-CODE: BVF, ALT MTR-CODE: BVF, ALT ALT, (Bosch), FOR ALT: 140A, OE-NO 06F903023J ALT, (Valeo), FOR ALT: 140A, OE-NO 06F903023H MTR-CODE: BVF, CA, WP MTR-CODE: BVF, CA, WP MTR-CODE: BVF, CA, WP
2.0 TDI 16V	11/04-06/08	BLB, BRE	103	1968	6PK1613 6PK1613D1 AP9001 AP9001 VD1076 MS18 MS18 MS37 CT1051 CT1051K1 CT1051WP1	MTR-CODE: BRE, BLB, ALT, PS, (AC) MTR-CODE: BRE, BLB, ALT, PS, (AC) ALT, (Valeo), FOR ALT: 140A, OE-NO 06F903023H ALT, (Bosch), FOR ALT: 140A, OE-NO 06F903023J MTR-CODE: BPW, BLB, 07/2005 ⇨, ONLY WITH VD1076 MTR-CODE: BRE, ONLY WITH VD1076 MTR-CODE: BPW, BLB, ⇨06/2005, ONLY WITH VD1076 MTR-CODE: BRE, BLB, CA, WP MTR-CODE: BRE, BLB, CA, WP MTR-CODE: BRE, BLB, CA, WP
2.0 TFSI, 2.0 TFSI quattro	11/04-06/08	BGB, BWE, BWT, BPG	147	1984	6PK1570 AP9009 AP9009 AP9009 AP9009 CT1088 CT1088K1	ALT CH-NO 8E-6-240 001 ⇨, ALT, (Valeo), FOR ALT: 140A, OE-NO 06D903016A ALT, (Bosch), FOR ALT: 140A, OE-NO 06B903016AB ALT, (Valeo), FOR ALT: 150A, OE-NO 06D903016 ALT, ⇨CH-NO 8E-6-240 000, (Valeo), FOR ALT: 140A, OE-NO 06B903016AF CA CA
	06/05-06/08	BUL	162	1984	6PK1570 AP9009	ALT, PS, AC CH-NO 8E-6-240 001 ⇨, ALT, FOR ALT: 150A, OE-NO





AUDI

A4 (8EC, 8ED, B7)



					AP9009 AP9009 AP9009 CT1088 CT1088K1	06D903016A ⇨CH-NO 8E-6-240 000, ALT, (Valeo), FOR ALT: 140A, OE-NO 06B903016AF ALT, (Bosch), FOR ALT: 140A, OE-NO 06B903016AB ALT, (Valeo), FOR ALT: 150A, OE-NO 06D903016 CA CA
2.0 TFSI	10/06-06/08	BPJ, BYK	125	1984	6PK1570 AP9009 AP9009 AP9009 CT1088 CT1088K1	MTR-CODE: BPJ, BYK, ALT ALT, (Bosch), FOR ALT: 140A, OE-NO 06B903016AB ALT, (Valeo), FOR ALT: 150A, OE-NO 06D903016 CH-NO 8E-6-240 001⇨, ALT, (Valeo), FOR ALT: 140A, OE-NO 06D903016A MTR-CODE: BPJ, BYK, CA, WP MTR-CODE: BPJ, BYK, CA, WP
2.5 TDI	11/04-05/06	BDG	120	2496	4PK1217 6PK2404 6PK2404D2 VD1032 MS19 CT1015 CT1018 CT1015K1 CT1015K2 CT1018K1 CT1015WP1	AC ALT, PS ALT, PS, AC ONLY WITH VD1032 CA INJP CA CA INJP CA
2.7 TDI	01/06-06/08	BPP	132	2698	6PK2460 6PK2490 6PK2460D1 6PK2490D1 VD1033 MS25 CT1094 CT1094K1	ALT, PS, AC, CH-NO 8E-6-252 205⇨ ALT, PS, AC, ⇨CH-NO 8E-6-252 204 ALT, PS, AC, CH-NO 8E-6-252 205⇨ ALT, PS, AC, ⇨CH-NO 8E-6-252 204 MTR-CODE: BPP ONLY WITH VD1033 INJP INJP
	11/05-06/08	BSG	120	2698	6PK2460 6PK2490 VD1033 VD1033 MS25 CT1094 CT1094K1	ALT, CH-NO 8E-6-252 205⇨ ALT, ⇨CH-NO 8E-6-252 204 MTR-CODE: BSG, ⇨CH-NO 8E-6-252204, ONLY WITH 059 145 201 F, 059 903 137 AB CH-NO 8E-6-252205⇨, MTR-CODE: BSG ONLY WITH VD1033 INJP INJP
3.0 TDI quattro	11/04-06/08	BKN	150	2967	6PK2460 6PK2460D1 VD1033 MS25 CT1094 CT1094K1	ALT, PS, AC ALT, PS, AC, CH-NO 8E-5-565001⇨ MTR-CODE: BKN ONLY WITH VD1033 INJP INJP
	01/06-06/08	ASB	171	2967	6PK2460 6PK2460D1 VD1033 MS25 CT1094 CT1094K1	ALT, PS, AC ALT, PS, AC, CH-NO 8E-5-565001⇨ MTR-CODE: ASB ONLY WITH VD1033 INJP INJP
3.0, 3.0 quattro	11/04-07/06	BBJ	160	2976	6PK1880 6PK1885 CT1068 CT1068K1 CT1068K2	ALT, ⇨CH-NO 8E-5-400 000 ALT, CH-NO 8E-5-400 001⇨ CA CA CA
3.2 FSI, 3.2 FSI quattro	01/05-06/08	AUK, BKH	188	3123	6PK2415	ALT, PS, AC
RS4 quattro	09/05-06/08	BNS	309	4163	5PK1165	ALT





AUDI							
A4 (8EC, 8ED, B7) S4 quattro	11/04-06/08	BBK, BHF	253	4163		5PK1120	ALT
A4 (8K2, 8K5, B8) 1.8 TFSI	11/07-	CABB, CDHB, CCUA	118	1798		6PK1590 CT1143	ALT, PS, AC WP
1.8 TFSI, 1.8 TFSI quattro	01/08-	CABA, CDHA, CDHB	88-118	1798		6PK1590 CT1143	ALT WP
2.0 TDI	08/08-	CAHB, CGLD	120	1968		6PK1264 6PK1580 AP9022 VD1076 VD1111 MS18 CT1134 CT1139 CT1134K1 CT1134WP1	MTR-CODE: CGLC, CGLD, ALT MTR-CODE: CAHA, CAHB, ALT, (AC) ALT, (Bosch), FOR ALT: 140A, OE-NO 03G903016E MTR-CODE: CAHA, CAHB MTR-CODE: CGLC, CGLD ONLY WITH VD1076 MTR-CODE: CAHA, CAHB, CA MTR-CODE: CGLC, CGLD, CA MTR-CODE: CAHA, CAHB, CA MTR-CODE: CAHA, CAHB, CA, WP
2.0 TDI, 2.0 TDI quattro	11/11-	CGLC, CMGB	130	1968		6PK1264 AP9022 AP9022 VD1111 CT1139	MTR-CODE: CGLC, CGLD, ALT ALT, (Bosch), FOR ALT: 150A, OE-NO 03L 903 017, MTR-CODE: CGLC ALT, (Valeo), FOR ALT: 180A, OE-NO 03L 903 017 B, MTR-CODE: CGLC MTR-CODE: CGLC, CGLD MTR-CODE: CGLC, CGLD, CA
	11/07-	CAGA, CAGB, CAGC, CJCA, CJCB, CJCC, CMEA, CMFA	88-105	1968		6PK1264 6PK1580 AP9022 VD1076 VD1111 MS18 CT1134 CT1139 CT1134K1 CT1134WP2	MTR-CODE: CJCA, CJCB, CJCC, CMFA, ALT MTR-CODE: CAGA, CAGB, CAGC, CMEA, ALT, (AC) ALT, (Bosch), FOR ALT: 140A, OE-NO 03G903016E MTR-CODE: CAGA, CAGB, CAGC, CMEA MTR-CODE: CJCA, CJCB, CJCC, CMFA ONLY WITH VD1076 MTR-CODE: CAGA, CAGB, CAGC, CMEA, CA MTR-CODE: CJCA, CJCB, CJCC, CMFA, CA MTR-CODE: CAGA, CAGB, CAGC, CMEA, CA MTR-CODE: CAGA, CAGB, CAGC, CMEA, CA, WP
2.0 TDI, 2.0 TDI quattro	01/08-	CAHA	125	1968		6PK1580 AP9022 VD1076 MS18 CT1134 CT1134K1 CT1134WP1	MTR-CODE: CAHA, CAHB, ALT, (AC) ALT, (Bosch), FOR ALT: 140A, OE-NO 03G903016E MTR-CODE: CAHA, CAHB ONLY WITH VD1076 MTR-CODE: CAHA, CAHB, CA MTR-CODE: CAHA, CAHB, CA MTR-CODE: CAHA, CAHB, CA, WP
2.0 TFSI, 2.0 TFSI flexible fuel, 2.0 TFSI flexible fuel quattro, 2.0 TFSI quattro	06/08-	CAEA, CAEB, CADA, CDNB, CDNC, CDZA, CFKA, CPMA	132-155	1984		6PK1590 CT1143	ALT WP
2.7 TDI	11/07-	CAMA, CGKA	140	2698		6PK2498 CT1094 CT1131 CT1094K1 CT1131K1	ALT, PS, AC INJP, ⇨CH-NO 8K-8A040 982, 8K-8N022 419 INJP, CH-NO 8K-8A040 983⇨, 8K-8N022 420⇨ INJP, ⇨CH-NO 8K-8A040 982, 8K-8N022 419 INJP, CH-NO 8K-8A040 983⇨, 8K-8N022 420⇨
		CAMB, CGKB	120	2698		6PK2498 CT1094 CT1131 CT1094K1 CT1131K1	ALT INJP, ⇨CH-NO 8K-8A040 982, 8K-8N022 419 INJP, CH-NO 8K-8A040 983⇨, 8K-8N022 420⇨ INJP, ⇨CH-NO 8K-8A040 982, 8K-8N022 419 INJP, CH-NO 8K-8A040 983⇨, 8K-8N022 420⇨
3.0 TDI quattro	11/11-	CDUC, CKVB, CKVC	180	2967		6PK2415	ALT
	11/07-	CAPA, CCWA, CCLA	176	2967		6PK2460 6PK2498 CT1094 CT1131 CT1094K1	ALT, MTR-CODE: CAPA ALT, MTR-CODE: CCWA, CCWB, CCLA INJP, ⇨CH-NO 8K-8A040 982, 8K-8N022 419 INJP, CH-NO 8K-8A040 983⇨, 8K-8N022 420⇨ INJP, ⇨CH-NO 8K-8A040 982, 8K-8N022 419

AUDI



ContiTech



AUDI

A4 (8K2, 8K5, B8)



	06/08-	CCWB	155	2967	CT1131K1 6PK2498 CT1131 CT1131K1	INJP, CH-NO 8K-8A040 983⇄, 8K-8N022 420⇄ ALT INJP INJP
3.2 FSI, 3.2 FSI quattro	11/07-	CALA	195	3197	6PK2404	ALT
S4 quattro	11/08-	CAKA, CCBA, CGXC, CTUB, CGWC	245	2995	6PK2445	ALT

A4 Allroad (8KH, B8)

2.0 TDI quattro

	11/11-	CGLC	130	1968	6PK1264 AP9022 AP9022 VD1111 CT1139	MTR-CODE: CGLC, CGLD, ALT ALT, (Bosch), FOR ALT: 150A, OE-NO 03L 903 017, MTR-CODE: CGLC ALT, (Valeo), FOR ALT: 180A, OE-NO 03L 903 017 B, MTR-CODE: CGLC MTR-CODE: CGLC, CGLD MTR-CODE: CGLC, CGLD, CA
	04/09-	CAHA	125	1968	6PK1580 AP9022 VD1076 MS18 CT1134 CT1134K1 CT1134WP1	MTR-CODE: CAHA, CAHB, ALT, (AC) ALT, (Bosch), FOR ALT: 140A, OE-NO 03G903016E MTR-CODE: CAHA, CAHB ONLY WITH VD1076 MTR-CODE: CAHA, CAHB, CA MTR-CODE: CAHA, CAHB, CA MTR-CODE: CAHA, CAHB, CA, WP
	09/09-	CAGA, CAGB, CJCA, CJCB	100-105	1968	6PK1264 6PK1580 AP9022 VD1076 VD1111 MS18 CT1134 CT1139 CT1134K1 CT1134WP2	MTR-CODE: CJCA, CJCB, ALT MTR-CODE: CAGA, CAGB, CAGC, ALT, (AC) ALT, (Bosch), FOR ALT: 140A, OE-NO 03G903016E MTR-CODE: CAGA, CAGB MTR-CODE: CJCA, CJCB ONLY WITH VD1076 MTR-CODE: CAGA, CAGB, CAGC, CA MTR-CODE: CJCA, CJCB, CA MTR-CODE: CAGA, CAGB, CAGC, CA MTR-CODE: CAGA, CAGB, CAGC, CA, WP
	04/09-	CAHB, CGLD	120	1968	6PK1264 6PK1580 AP9022 VD1076 VD1111 MS18 CT1134 CT1139 CT1134K1 CT1134WP1	MTR-CODE: CGLC, CGLD, ALT MTR-CODE: CAHA, CAHB, ALT, (AC) ALT, (Bosch), FOR ALT: 140A, OE-NO 03G903016E MTR-CODE: CAHA, CAHB MTR-CODE: CGLC, CGLD ONLY WITH VD1076 MTR-CODE: CAHA, CAHB, CA MTR-CODE: CGLC, CGLD, CA MTR-CODE: CAHA, CAHB, CA MTR-CODE: CAHA, CAHB, CA, WP
2.0 TFSI quattro	04/09-	CDNC, CPMA	155	1984	6PK1590 CT1143	ALT WP
3.0 TDI quattro	01/12-	CDUC, CKVB, CKVC	180	2967	6PK2415	ALT
	04/09-	CCWA	176	2967	6PK2498 CT1131 CT1131K1	ALT INJP INJP

A4 Cabriolet (8H7, B6, 8HE, B7)

1.8

	10/02-10/05	AMB	125	1781	6PK1570 6PK1590 AP9009 AP9009 AP9009 CT909	ALT, CH-NO 8E-4-191 001⇄ ALT, ⇄CH-NO 8E-4-191 000 ALT, (Bosch), FOR ALT: 120A, OE-NO 06B903016P, FOR ALT: 140A, OE-NO 06B903016AB, FOR ALT: 150A, OE-NO 06B903016Q ALT, CH-NO 8E-3-024 776⇄, (Valeo), FOR ALT: 120A, OE-NO 06B903016AE, FOR ALT: 140A, OE-NO 06B903016AF ALT, (Valeo), FOR ALT: 150A, OE-NO 06B903016AC CA
--	-------------	-----	-----	------	---	---





AUDI						
A4 Cabriolet (8H7, B6, 8HE, B7)						
					CT909K10 CT909WP2	CA CA
1.8 T, 1.8 T quattro	07/02-03/09	BFB	120	1781	6PK1570 6PK1590 AP9009 AP9009 AP9009 VD1107 CT909 CT909K10 CT909WP2	ALT, PS, AC, CH-NO 8H-4-018 001 ⇨ ALT, PS, AC, ⇨CH-NO 8H-4-018 000 ALT, CH-NO 8E-3-007 001 ⇨, (Valeo), FOR ALT: 120A, OE-NO 06B903016AE, FOR ALT: 140A, OE-NO 06B903016AF ALT, (Valeo), FOR ALT: 150A, OE-NO 06B903016AC ALT, (Bosch), FOR ALT: 120A, OE-NO 06B903016P, FOR ALT: 140A, OE-NO 06B903016AB, FOR ALT: 150A, OE-NO 06B903016Q CA CA CA
2.0	09/04-12/05	ALT	96	1984	6PK1080 6PK1570 6PK1590 AP9009 AP9009 VD1107 CT909 CT909K10 CT909WP3	ALT, (AC) ALT, (AC), CH-NO 8E-4-191 001 ⇨ ALT, (AC), ⇨CH-NO 8E-4-191 000 ALT, (Bosch), FOR ALT: 120A, OE-NO 06B903016P, FOR ALT: 140A, OE-NO 06B903016AB CH-NO 8H-3-007 001 ⇨, ALT, (Valeo), FOR ALT: 120A, OE-NO 06B903016AE, FOR ALT: 140A, OE-NO 06B903016AF ALT, (Valeo), FOR ALT: 150A, OE-NO 06B903016AC CA CA, MTR-CODE: ALT CA, MTR-CODE: ALT
2.0 TDI	01/06-03/09	BPW	103	1968	6PK1613 6PK1613D1 AP9001 AP9001 VD1076 MS37 CT1028 CT1028K3 CT1028WP4	ALT, PS, AC ALT, PS, AC ALT, (Bosch), FOR ALT: 140A, OE-NO 06F903023J ALT, (Valeo), FOR ALT: 140A, OE-NO 06F903023H ONLY WITH VD1076 CA, WP CA, WP CA, WP
		BRC	100	1968	6PK1613 6PK1613D1 AP9001 AP9001 VD1076 MS37 CT1028 CT1028K3 CT1028WP4	ALT ALT ALT, (Bosch), FOR ALT: 140A, OE-NO 06F903023J ALT, (Valeo), FOR ALT: 140A, OE-NO 06F903023H ONLY WITH VD1076 CA CA CA
2.0, 2.0 TFSi quattro, 2.0 TFSi 16V	11/05-03/09	BWE, BWT	147	1984	6PK1570 AP9009 AP9009 AP9009 CT1088 CT1088K1	ALT, PS, AC ALT, (Bosch), FOR ALT: 120A, OE-NO 06B903016P, FOR ALT: 140A, OE-NO 06B903016AB, FOR ALT: 150A, OE-NO 06B903016Q ALT, (Valeo), FOR ALT: 150A, OE-NO 06B903016AC ALT, CH-NO 8E-3-007 001 ⇨, (Valeo), FOR ALT: 120A, OE-NO 06B903016AE, FOR ALT: 140A, OE-NO 06B903016AF CA CA
2.4	04/02-12/05	AMM, BDV	120-125	2393	6PK1856 CT920 CT920K1 CT920K2 CT920WP3	ALT, PS, AC CA CA CA CA

AUDI



AUDI

A4 Cabriolet (8H7, B6, 8HE, B7)

↔ 2.5 TDI	08/02-12/05	BFC, BCZ, BDG	120	2496	4PK1217 6PK2404 6PK2404D2 VD1032 MS19 CT1015 CT1018 CT1015K1 CT1015K2 CT1018K1 CT1015WP1	AC ALT, PS ALT, PS, AC, CH-NO 8H-5-025501↔, 8H-5-904701↔
2.7 TDI	06/06-03/09	BPP	132	2698	6PK2460 6PK2460D1 VD1033 MS25 CT1094 CT1094K1	ALT, PS, AC ALT, PS, AC MTR-CODE: BPP ONLY WITH VD1033 INJP INJP
3.0 TDI quattro	01/06-03/09	ASB	171	2967	6PK2460 6PK2460D1 VD1033 MS25 CT1094 CT1094K1	ALT, PS, AC ALT, PS, AC MTR-CODE: ASB ONLY WITH VD1033 INJP INJP
		BKN	150	2967	6PK2460 6PK2460D1 VD1033 MS25 CT1094 CT1094K1	ALT, PS, AC ALT, PS, AC MTR-CODE: BKN ONLY WITH VD1033 INJP INJP
3.0, 3.0 quattro	04/02-12/05	ASN	162	2976	6PK1880 CT1068 CT1068K1 CT1068K2	ALT CA CA CA
3.2 FSI, 3.2 FSI quattro	01/06-03/09	AUK	188	3123	6PK2415	ALT, PS, AC
RS4 quattro	06/06-03/09	BNS	309	4163	5PK1165	ALT
S4 quattro	03/04-03/09	BBK	253	4163	5PK1120	ALT

A5 (8T3) 1.8 TFSI	10/07-	CABD, CJEB	125	1798	6PK1130 6PK1590 CT1143	MTR-CODE: CJEB, ALT MTR-CODE: CABD, ALT MTR-CODE: CABD, WP	
	05/09-	CDHB	118	1798	6PK1590 CT1143	ALT WP	
	2.0 TDI, 2.0 TDI quattro	10/11-	CGLC	130	1968	6PK1264 AP9022	MTR-CODE: CGLC, ALT ALT, (Valeo), FOR ALT: 180A, OE-NO 03L 903 017 B, MTR-CODE: CGLC
						AP9022 VD1111 CT1139 CT1139K2 CT1139WP6	ALT, (Bosch), FOR ALT: 150A, OE-NO 03L 903 017, MTR-CODE: CGLC MTR-CODE: CGLC MTR-CODE: CGLC, CA MTR-CODE: CGLC, CA MTR-CODE: CGLC, CGLD, CA, WP
2.0 TFSI, 2.0 TFSI quattro	06/08-	CAHA, CAHB, CGLD	120-	1968	6PK1580 AP9022 VD1076 MS18 CT1134 CT1134K1 CT1134WP1	MTR-CODE: CAHA, CAHB, ALT, (AC) ALT, (Bosch), FOR ALT: 140A, OE-NO 03G903016E MTR-CODE: CAHA, CAHB ONLY WITH VD1076 MTR-CODE: CAHA, CAHB, CA MTR-CODE: CAHA, CAHB, CA MTR-CODE: CAHA, CAHB, CA, WP	
			125		6PK1590 CT1143	ALT WP	





AUDI							
A5 (8T3) ↔ 2.7 TDI	06/07-	CAMA, CGKA	140	2698	6PK2490 6PK2498 CT1094 CT1131 CT1094K1 CT1131K1	ALT, PS, AC, ↔CH-NO 8T-8-006 300 ALT, PS, AC, CH-NO 8T-8-006 301 ↔ INJP, ↔CH-NO 8T-8-041 400 INJP, CH-NO 8T-8-041 401 ↔ INJP, ↔CH-NO 8T-8-041 400 INJP, CH-NO 8T-8-041 401 ↔	
	09/07-	CAMB, CGKB	120	2698	6PK2490 6PK2498 CT1094 CT1131 CT1094K1 CT1131K1	ALT, ↔CH-NO 8T-8-006 300 ALT, CH-NO 8T-8-006 301 ↔ INJP, ↔CH-NO 8T-8-041 400 INJP, CH-NO 8T-8-041 401 ↔ INJP, ↔CH-NO 8T-8-041 400 INJP, CH-NO 8T-8-041 401 ↔	
	3.0 TDI quattro	06/07-	CAPA, CCWA, CCWB	155-176	2967	6PK2460 6PK2498 CT1094 CT1131 CT1094K1 CT1131K1	ALT, ↔CH-NO 8T-8-043 000 ALT, CH-NO 8T-8-043 001 ↔ INJP, ↔CH-NO 8T-8-041 400 INJP, CH-NO 8T-8-041 401 ↔ INJP, ↔CH-NO 8T-8-041 400 INJP, CH-NO 8T-8-041 401 ↔
	3.0 TDI, 3.0 TDI quattro	10/11-	CDUC, CKVB, CLAB	150-180	2967	6PK2415	ALT
	3.2 FSI	06/07-	CALA	195	3197	6PK2404	ALT, WP, PS, AC
	3.2 FSI quattro	06/07-	CALA	195	3197	6PK2404	ALT
	RS 5 quattro	03/10-	CFSA	331	4163	5PK1090	ALT
	S5 quattro	10/11-	CAKA, CGXC, CGWC	245	2995	6PK2330	ALT
		06/07-	CAUA	260	4163	5PK1125	ALT
	A5 Cabriolet (8F7)	1.8 TFSI	10/11-	CABD, CJEB	125	1798	6PK1130
		09/09-	CDHB	118	1798	6PK1590 CT1143	ALT WP
2.0 TDI		05/09-	CAHA, CAHB, CGLD	120-125	1968	6PK1580 AP9022 VD1076 MS18 CT1134 CT1134K1 CT1134WP1	MTR-CODE: CAHA, CAHB, ALT, (AC) ALT, (Bosch), FOR ALT: 140A, OE-NO 03G903016E MTR-CODE: CAHA, CAHB ONLY WITH VD1076 MTR-CODE: CAHA, CAHB, CA MTR-CODE: CAHA, CAHB, CA MTR-CODE: CAHA, CAHB, CA, WP
2.0 TDI, 2.0 TDI quattro		10/11-	CGLC	130	1968	6PK1264 AP9022 AP9022 VD1111 CT1139 CT1139K2 CT1139WP6	MTR-CODE: CGLC, ALT ALT, (Valeo), FOR ALT: 180A, OE-NO 03L 903 017 B, MTR-CODE: CGLC ALT, (Bosch), FOR ALT: 150A, OE-NO 03L 903 017, MTR-CODE: CGLC MTR-CODE: CGLC MTR-CODE: CGLC, CA MTR-CODE: CGLC, CA MTR-CODE: CGLC, CGLD, CA, WP
2.0 TFSI, 2.0 TFSI quattro		03/09-	CAEA, CAEB, CDNB, CDNC	132-155	1984	6PK1590 CT1143	ALT WP
2.7 TDI		03/09-	CGKA, CGKB	120-140	2698	6PK2498 CT1131 CT1131K1	ALT INJP INJP
3.0 TDI quattro		03/09-	CCWA	176	2967	6PK2498 CT1131 CT1131K1	ALT INJP INJP
3.0 TDI, 3.0 TDI quattro		10/11-	CLAB, CDUC	150-180	2967	6PK2415	ALT
3.2 FSI, 3.2 FSI quattro		03/09-	CALA	195	3197	6PK2404	ALT
S5 quattro		06/09-	CAKA, CCBA, CGXC, CTUB, CGWC	245	2995	6PK2445	ALT





ContiTech



AUDI

A5 Sportback (8TA)

↔ 1.8 TFSI

	08/11-	CJEB	125	1798	6PK1130	MTR-CODE: CJEB, ALT
	11/09-	CDHB	118	1798	6PK1590 CT1143	ALT WP
2.0 TDI	09/09-	CAGB, CJCB	100	1968	6PK1580 AP9022 VD1076 MS18 CT1134 CT1134K1 CT1134WP2	MTR-CODE: CAGA, CAGB, CAGC, ALT, (AC) ALT, (Bosch), FOR ALT: 140A, OE-NO 03G903016E MTR-CODE: CAGA, CAGB ONLY WITH VD1076 MTR-CODE: CAGA, CAGB, CAGC, CA MTR-CODE: CAGA, CAGB, CAGC, CA MTR-CODE: CAGA, CAGB, CAGC, CA, WP
		CAGA, CMEA, CJCA, CMFA	105	1968	6PK1580 AP9022 VD1076 MS18 CT1134 CT1134K1 CT1134WP2	MTR-CODE: CAGA, CAGB, CAGC, CMEA, ALT, (AC) ALT, (Bosch), FOR ALT: 140A, OE-NO 03G903016E MTR-CODE: CAGA, CAGB, CMEA ONLY WITH VD1076 MTR-CODE: CAGA, CAGB, CAGC, CMEA, CA MTR-CODE: CAGA, CAGB, CAGC, CMEA, CA MTR-CODE: CAGA, CAGB, CAGC, CMEA, CA, WP
2.0 TDI, 2.0 TDI quattro	10/11-	CGLC	130	1968	6PK1264 AP9022 AP9022 VD1111 CT1139 CT1139K2 CT1139WP6	MTR-CODE: CGLC, ALT ALT, (Bosch), FOR ALT: 150A, OE-NO 03L 903 017, MTR-CODE: CGLC ALT, (Valeo), FOR ALT: 180A, OE-NO 03L 903 017 B, MTR-CODE: CGLC MTR-CODE: CGLC MTR-CODE: CGLC, CA MTR-CODE: CGLC, CA MTR-CODE: CGLC, CGLD, CA, WP
	09/09-	CAHA, CAHB, CGLD	120-125	1968	6PK1580 AP9022 VD1076 MS18 CT1134 CT1134K1 CT1134WP1	MTR-CODE: CAHA, CAHB, ALT, (AC) ALT, (Bosch), FOR ALT: 140A, OE-NO 03G903016E MTR-CODE: CAHA, CAHB ONLY WITH VD1076 MTR-CODE: CAHA, CAHB, CA MTR-CODE: CAHA, CAHB, CA MTR-CODE: CAHA, CAHB, CA, WP
2.0 TFSI, 2.0 TFSI quattro	09/09-	CDNB, CDNC	132-155	1984	6PK1590 CT1143	ALT WP
2.7 TDI	09/09-	CGKA	140	2698	6PK2490 6PK2498 CT1094 CT1131 CT1094K1 CT1131K1	ALT, PS, AC, ↔CH-NO 8T-8-006 300 ALT, PS, AC, CH-NO 8T-8-006 301↔ INJP, ↔CH-NO 8T-8-041 400 INJP, CH-NO 8T-8-041 401↔ INJP, ↔CH-NO 8T-8-041 400 INJP, CH-NO 8T-8-041 401↔
		CGKB	120	2698	6PK2490 6PK2498 CT1094 CT1131 CT1094K1 CT1131K1	ALT, ↔CH-NO 8T-8-006 300 ALT, CH-NO 8T-8-006 301↔ INJP, ↔CH-NO 8T-8-041 400 INJP, CH-NO 8T-8-041 401↔ INJP, ↔CH-NO 8T-8-041 400 INJP, CH-NO 8T-8-041 401↔
3.0 TDI quattro	09/09-	CCWA	176	2967	6PK2460 6PK2498 CT1094 CT1131 CT1094K1 CT1131K1	ALT, ↔CH-NO 8T-8-043 000 ALT, CH-NO 8T-8-043 001↔ INJP, ↔CH-NO 8T-8-041 400 INJP, CH-NO 8T-8-041 401↔ INJP, ↔CH-NO 8T-8-041 400 INJP, CH-NO 8T-8-041 401↔
3.0 TDI, 3.0 TDI quattro	10/11-	CDUC, CKVB, CLAB	150-180	2967	6PK2415	ALT
3.2 FSI quattro	09/09-	CALA	195	3197	6PK2404	ALT
S5 quattro	01/10-	CAKA, CGWC	245	2995	6PK2445	ALT
A6 (4A, C4) 1.8, 1.8 quattro	12/95-12/97	ADR	92	1781	11,0X528Ld 4PK855 5PK1300	WP AC ALT, PS





AUDI						
A6 (4A, C4)						
					CT919 CT919K1 CT919K2 CT919K4	CA CA CA CA
1.9 TDI	06/94-12/97	1Z, AHU	66	1896	11,9X903Ld 6PK1173 6PK890 VD1084 MS13 CT867 CT867K4	PS, WP ALT, (AC) ALT, (AC) ONLY WITH VD1084 CA CA
2.0	08/95-07/96	ADW	79	1984	AVX10X910 AVX13X800 4PK855 CT630 CT630K4	PS AC ALT CA CA
	06/94-12/97	AAE	74	1984	AVX10X913 AVX13X800 4PK855 CT630 CT630K2 CT630K4	PS AC ALT CA CA, ⇨CH-NO 4A-S-060 808 CA, CH-NO 4A-S-060 809⇨
2.0	06/94-12/97	ABK	85	1984	AVX10X910 AVX13X800 4PK855 CT630 CT630K2 CT630K4	PS AC ALT, WP CA CA, ⇨CH-NO 4A-S-060 808 CA, CH-NO 4A-S-060 809⇨
		ACE	103	1984	AVX10X913 AVX13X800 4PK890 CT869 CT869K1	PS AC ALT CA CA, ⇨MTR-NO 017 139
2.0 16V, 2.0 16V quattro	06/94-12/97	ACE	103	1984	AVX10X913 AVX13X800 4PK890 CT869 CT869K1	PS AC ALT CA CA, ⇨MTR-NO 017 139
2.3, 2.3 quattro	06/94-12/95	AAR	98	2309	6PK1293 6PK1693 CT926 CT926K1	ALT ALT, AC CA CA
2.5 TDI, 2.5 TDI quattro	06/94-12/97	AAT, AEL	84-103	2461	6PK1345 6PK1725 6PK1345D1 MS42 VD1002 MS10 CT791 CT939 CT791K1 CT939K2 CT939WP2	ALT, WP, PS ALT, WP, AC, PS ALT, WP, PS ONLY WITH VD1002 ONLY WITH VD1002 INJP CA INJP CA CA
2.6, 2.6 quattro	06/94-12/97	ABC, ACZ	102-110	2598	6PK1635 6PK1635 6PK1675 6PK1675 6PK1863 6PK1863 6PK1873 6PK1873 6PK1905 6PK1905 CT726	ALT, (AC), CH-NO 4A-S-020 001⇨ ALT, (AC), CH-NO 4A-S-0267 15⇨, (quattro) ALT, (AC), ⇨CH-NO 4A-S-020 000 ALT, (AC), ⇨CH-NO 4A-S-026 714, (quattro) ALT, (AC), CH-NO 4A-S-020 001⇨, ⇨CH-NO 4A-T-046 054 ALT, (AC), CH-NO 4A-S-026 715⇨, ⇨CH-NO 4A-T-050 000, (quattro) ALT, (AC), CH-NO 4A-T-046 055⇨ ALT, (AC), CH-NO 4A-T-050 001⇨, (quattro) ALT, (AC), ⇨CH-NO 4A-S-020 000 ALT, (AC), ⇨CH-NO 4A-S-026 714, (quattro) CA

AUDI



ContiTech



AUDI

AUDI

A6 (4A, C4)

					CT726K1 CT726K2 CT726WP2	CA, ⇨CH-NO 4A-S-026 714 CA, CH-NO 4A-S-026 715⇨ CA, CH-NO 4A-S-026 715⇨
2.8	12/95-12/97	ACK	142	2771	6PK1635 6PK1873 6PK1880 CT920 CT920K1 CT920K2 CT920K4 CT920WP3	ALT, (AC) ALT, (AC), ⇨CH-NO 4A-T-049 217 ALT, (AC), CH-NO 4A-T-049 218⇨ CA CA, MODEL '98⇨ CA, MODEL '98⇨ CA, ⇨MODEL '97 CA, MODEL '98⇨
2.8, 2.8 quattro	06/94-12/97	AAH, AEJ, AFC	128	2771	6PK1635 6PK1635 6PK1675 6PK1675 6PK1863 6PK1863 6PK1873 6PK1873 6PK1905 6PK1905 CT726 CT726K1 CT726K2 CT726WP2	ALT, (AC), CH-NO 4A-S-020 001⇨ ALT, (AC), CH-NO 4A-S-026715⇨, (quattro) ALT, (AC), ⇨CH-NO 4A-S-026 714, (quattro) ALT, (AC), ⇨CH-NO 4A-S-020 000 ALT, (AC), CH-NO 4A-S-020 001⇨, ⇨CH-NO 4A-T-046 054 ALT, (AC), CH-NO 4A-S-026 715⇨, ⇨CH-NO 4A-T-050 000, (quattro) ALT, (AC), CH-NO 4A-T-046 055⇨ ALT, (AC), CH-NO 4A-T-050 001⇨, (quattro) ALT, (AC), ⇨CH-NO 4A-S-020 000 ALT, (AC), ⇨CH-NO 4A-S-026 714, (quattro) CA CA, ⇨CH-NO 4A-S-026 714 CA, CH-NO 4A-S-026 715⇨ CA, CH-NO 4A-S-026 715⇨
	12/95-12/97	ACK	142	2771	6PK1635 6PK1760 6PK1873 6PK1880 CT920 CT920K4	ALT, PS, (AC) ALT, PS, FAN, (VISCO) ALT, PS, AC, ⇨CH-NO 4A-T-049217 ALT, PS, AC, CH-NO 4A-T-049218⇨ CA CA
S6 4.2 quattro	06/94-12/97	AEC	213	4172	6PK2615 CT727	ALT CA
S6 Plus quattro	04/96-12/97	AHK	240	4172	6PK2615 CT727	ALT, PS, AC CA
S6 Turbo quattro	06/94-12/97	AAN	169	2226	6PK1293 6PK1693 CT515	ALT, (AC) ALT, (AC) CA
A6 (4B, C5)						
1.8	05/97-01/05	AFY	85	1781	11,0X528Ld 4PK855 5PK1300 AP9007 CT919 CT919K1 CT919K2 CT919K4	PS AC ALT ALT, (MANL), CH-NO 4B-X-000 001⇨, (Bosch), FOR ALT: 120A, OE-NO 06B903016B CA CA CA, CH-NO 4B-X-140 001⇨ CA
	07/97-01/05	AJP, AQE, ARH, ANQ	92	1781	11,0X528Ld 4PK855 5PK1300 AP9007 CT909 CT909K6 CT909K7	PS AC ALT ALT, (MANL), CH-NO 4B-X-000 001⇨, (Bosch), FOR ALT: 120A, OE-NO 06B903016B CA CA CA
1.8 T, 1.8 T quattro	12/97-01/05	AJL	132	1781	11,0X528Ld 4PK855 5PK1300	WP AC ALT, PS





AUDI

A6 (4B, C5)



					AP9007 CT919 CT919K1 CT919K2 CT919K4	ALT, (MANL), CH-NO 4B-X-000 001 ⇨, (Bosch), FOR ALT: 120A, OE-NO 06B903016B CA CA CA, CH-NO 4B-X-140 001 ⇨ CA
	01/97-01/05	AEB, ARK, ANB, APU, AWT, AWL	110	1781	11,0X528Ld 4PK855 5PK1300 AP9002 AP9007 CT909 CT919 CT909K10 CT919K1 CT919K2 CT919K4 CT909WP2	MTR-CODE: AEB, ARK, ANB, APU, WP AC ALT, PS MTR-CODE: AWT, ALT, (Valeo), FOR ALT: 120A, OE-NO 06B903016E ALT, (MANL), CH-NO 4B-X-000 001 ⇨, (Bosch), FOR ALT: 120A, OE-NO 06B903016B CA, WP, MTR-CODE: AWT CA, MTR-CODE: AEB, ANB, APU, ARK CA, WP, MTR-CODE: AWT CA, MTR-CODE: AEB, ARK, ANB, APU CA, MTR-CODE: AEB, ARK, ANB, APU, CH-NO 4B-X-140 001 ⇨ CA, MTR-CODE: AEB, ARK, ANB, APU CA, WP, MTR-CODE: AWT
1.9 TDI	07/00-01/05	AJM	85	1896	4PK855 5PK1432 AP9002 AP9002 VD1090 MS17 CT1028 CT1028K1 CT1028K5 CT1028WP6	AC, MTR-CODE: AJM ALT, MTR-CODE: AJM ALT, (Bosch), FOR ALT: 120A, OE-NO 028 903 031 ALT, (Valeo), FOR ALT: 120A, OE-NO 028 903 031 A ONLY WITH VD1090 CA CA CA CA
	08/01-01/05	AVF, AWX	96	1896	4PK841 5PK1432 AP9002 AP9002 VD1090 MS17 CT1028 CT1028K2 CT1028K3 CT1028K4 CT1028WP2 CT1028WP4 CT1028WP7	AC ALT, PS ALT, (Valeo), FOR ALT: 140A, OE-NO 028 903 029 R ALT, (Bosch), FOR ALT: 140A, OE-NO 028 903 029 Q ONLY WITH VD1090 MTR-CODE: AWX, AVF, CA, WP MTR-CODE: AWX, AVF, CA, WP, ⇨CH-NO 4B-2-120 000 MTR-CODE: AWX, AVF, CA, WP, CH-NO 4B-2-120 001 ⇨ MTR-CODE: AWX, AVF, CA, WP, ⇨CH-NO 4B-2-120 000 MTR-CODE: AWX, AVF, CA, WP, CH-NO 4B-2-120 001 ⇨, ⇨CH-NO 4B-2-125 000 MTR-CODE: AWX, AVF, CA, WP, CH-NO 4B-2-125 001 ⇨ MTR-CODE: AWX, AVF, CA, WP, ⇨CH-NO 4B-2-120 000
	04/97-04/01	AFN, AVG	81	1896	4PK855 5PK1592 AP9002 AP9002 AP9032 CT867 CT867K4	AC ALT, FAN, PS ALT, (Bosch), FOR ALT: 120A, OE-NO 028 903 029 B ALT, (Valeo), FOR ALT: 120A, OE-NO 028 903 029 E ALT, ⇨CH-NO 4B-W-220 000, (Bosch), FOR ALT: 120A, OE-NO 028 903 028 CA CA
2.0	08/01-01/05	ALT	96	1984	6PK1590 AP9009	ALT, PS ALT, (Bosch), FOR ALT: 120A, OE-NO 06B903016P, FOR ALT: 140A, OE-NO 06B903016AB, FOR ALT:





AUDI

A6 (4B, C5)



					VD1107 CT909 CT909K10 CT909WP3	150A, OE-NO 06B903016Q CA CA CA, MTR-CODE: ALT
2.4, 2.4 quattro	02/97-01/05	AGA, AJG, ALF, ALW, AML, AMM, APC, APS, APZ, ARJ, ARN, ASM, BDV	100-125	2393	6PK1760 6PK1880 CT920 CT920K1 CT920K2 CT920WP3	ALT, PS, (-AC) ALT, PS, AC CA CA CA CA
2.5 TDI	08/01-01/05	AYM	114	2496	4PK1217 4PK1237 6PK2404 6PK2404D2 VD1032 MS19 CT1015 CT1018 CT1015K1 CT1015K2 CT1018K1 CT1015WP1	AC, 01/2002 ⇄ AC, ⇄ 12/2001 ALT, PS ALT, PS, AC, 01/2002 ⇄ ONLY WITH VD1032 CA INJP CA CA INJP CA
	07/02-01/05	BFC, BCZ, BDG	120	2496	4PK1217 6PK2404 6PK2404D2 VD1032 MS19 CT1015 CT1018 CT1015K1 CT1015K2 CT1018K1 CT1015WP1	AC ALT, PS ALT, PS, AC ONLY WITH VD1032 CA INJP CA CA INJP CA
2.5 TDI, 2.5 TDI quattro	02/00-01/05	AKE, BAU, BDH, BND	132	2496	4PK1217 4PK1237 6PK2404 6PK2404D1 6PK2404D2 VD1032 MS19 CT1015 CT1015 CT1018 CT1015K1 CT1015K1 CT1015K2 CT1015K2 CT1018K1 CT1015WP1 CT1015WP1	AC, 01/2002 ⇄ AC, ⇄ 12/2001 ALT, PS ALT, PS, AC, ⇄ 12/2001 ALT, PS, AC, 01/2002 ⇄ ONLY WITH VD1032 MTR-CODE: AKE, CH-NO 4B-Y-050 001 ⇄, CA CA, MTR-CODE: BAU, BDH INJP, MTR-CODE: AKE, BAU, BDH CA, MTR-CODE: BAU, BDH CA, MTR-CODE: AKE, CH-NO 4B-Y-050 001 ⇄ CA, MTR-CODE: BAU, BDH CA, MTR-CODE: AKE, CH-NO 4B-Y-050 001 ⇄ INJP, MTR-CODE: AKE, BAU, BDH CA, MTR-CODE: BAU, BDH CA, MTR-CODE: AKE, CH-NO 4B-Y-050 001 ⇄
	07/97-01/05	AFB, AKN	110	2496	4PK1217 4PK1237 6PK2404 6PK2404D1 VD1032 MS19 CT1015 CT1018 CT1015K1	AC, 01/2002 ⇄ AC, ⇄ 12/2001 ALT, PS ALT, PS, AC ONLY WITH VD1032 CA INJP CA





AUDI

A6 (4B, C5)

					CT1015K2 CA CT1018K1 INJP CT1015WP1 CA, MTR-CODE: AKN, CH-NO 4B-X-037 001 ⇨
2.7 T, 2.7 T quattro	12/97-01/05	AJK, ARE, AZA, BES	169-184	2671	6PK1733 ALT, PS, (-AC) 6PK1856 ALT, PS, AC CT920 CA CT920K1 CA CT920K2 CA
2.7, 2.7 quattro	05/01-07/04	APB, BEL	187-195	2671	6PK1733 ALT, (-AC) 6PK1856 ALT, (AC) CT920 CA CT920K1 CA CT920K2 CA
2.8, 2.8 quattro	10/97-01/05	AGE, ATX, BBG	132-140	2771	6PK1760 ALT, PS, FAN, (-AC) 6PK1880 ALT, PS, FAN, (AC) CT920 CA CT920K1 CA CT920K2 CA CT920WP3 CA
	02/97-01/05	ACK, AHA, ALG, AMX, APR, AQD	142	2771	6PK1760 ALT, (-AC) 6PK1880 ALT, (AC) CT920 CA CT920K1 CA, MTR-CODE: ACK, MODEL '98⇨ CT920K1 CA, MTR-CODE: ALG, AMX, APR, AQD CT920K2 CA, MTR-CODE: ACK, MODEL '98⇨ CT920K2 CA, MTR-CODE: ALG, AMX, APR, AQD CT920K4 CA, MTR-CODE: ACK, ⇨MODEL '97 CT920WP3 CA, MTR-CODE: ALG, AMX, APR, AQD CT920WP3 CA, MTR-CODE: ACK, MODEL '98⇨
3.0, 3.0 quattro	06/01-01/05	ASN, BBJ	160-162	2976	6PK1880 ALT CT1068 CA CT1068K1 CA CT1068K2 CA
3.7	03/99-01/05	AQG	191	3697	6PK2650 ALT CT920 MTR-CODE: AKC, AQG, CA, WP CT920K3 MTR-CODE: AKC, AQG, CA, WP, CH-NO 4D-Y-016 501⇨
3.7 quattro	03/99-01/05	AQG	191	3697	6PK2650 ALT CT920 MTR-CODE: AKC, AQG, CA, WP CT920K5 MTR-CODE: AKC, AQG, CA, WP, CH-NO 4B-Y-085 001⇨ CT920K6 MTR-CODE: AKC, AQG, CA, WP, ⇨CH-NO 4B-Y-085 000 CT920WP2 MTR-CODE: AKC, AQG, CH-NO 4B-Y-085 001⇨, CA, WP
4.2 quattro	11/98-01/05	ARS, AWN, ASG	220	4172	6PK2650 ALT, MTR-CODE: ARS, ASG CT920 MTR-CODE: ARS, ASG, CA, WP CT920K5 MTR-CODE: ARS, ASG, CA, WP, CH-NO 4B-Y-085 001⇨ CT920K6 MTR-CODE: ARS, ASG, CA, WP, ⇨CH-NO 4B-Y-085 000 CT920WP2 MTR-CODE: ARS, ASG, CH-NO 4B-Y-085 001⇨, CA, WP
RS6 plus quattro	04/04-01/05	BRV	353	4172	6PK2680 ALT CT920 MTR-CODE: BRV, CA, WP CT920K5 MTR-CODE: BRV, CA, WP CT920WP2 MTR-CODE: BRV, CA, WP
RS6 quattro	07/02-01/05	BCY	331	4172	6PK2680 ALT CT920 MTR-CODE: BCY, CA, WP CT920K5 MTR-CODE: BCY, CA, WP CT920WP2 MTR-CODE: BCY, CA, WP





ContiTech



AUDI

AUDI

A6 (4B, C5)

S6 quattro

09/99-01/05	ANK, AQJ	250	4172
-------------	----------	-----	------

- 6PK2680**
- CT920**
- CT920K5**
- CT920K6**
- CT920WP2**

ALT
MTR-CODE: AQJ, ANK, CA, WP
MTR-CODE: AQJ, ANK, CA, WP, CH-NO 4B-Y-085 001 →
MTR-CODE: AQJ, ANK, CA, WP, →CH-NO 4B-Y-085 000
MTR-CODE: AQJ, ANK, CA, WP, CH-NO 4B-Y-085 001 →

A6 (4G2, C7)

2.0 TDI

01/12-	CGLE	100	1968
03/11-	CGLC, CMGB	130	1968
	CGLD	120	1968
03/11-	CAEB, CDNB	132-155	1984
11/11-	CHJA	155	1984
03/11-	CHVA	150	2773
11/10-	CDUC, CDUD, CLAA, CLAB, CGQB, CKVB, CKVC	150-	2967
		230	
11/10-	CGWB, CGWD, CGXB, CTUA	220-	2995
		228	
02/12-	CEUC	309	3993

- 6PK1264**
- AP9022**
- VD1111**
- CT1139**
- 6PK1264**
- AP9022**
- VD1111**
- CT1139**
- 6PK1264**
- AP9022**
- VD1111**
- CT1139**
- 6PK1100**
- CT1143**
- 6PK2285**
- 6PK2415**
- 6PK2330**
- 5PK985**

ALT
ALT, (Valeo), FOR ALT: 180A, OE-NO 03L903016A
CA
ALT
ALT, (Valeo), FOR ALT: 180A, OE-NO 03L 903 016 A
CA
ALT
ALT, (Valeo), FOR ALT: 180A, OE-NO 03L903016A
CA
ALT
WP
WP
ALT
ALT
ALT
ALT
ALT

A6 (4G5, C7)

2.0 TDI

05/11-	CGLC, CGLD, CGLE, CMGB	100-130	1968
06/11-	CDNB	132	1984
05/11-	CHVA	150	2773
05/11-	CDUC, CDUD, CLAA, CLAB, CGQB, CKVB, CKVC	150-	2967
		230	
05/11-	CGWB, CGWD	220-	2995
		228	
02/12-	CEUC	309	3993

- 6PK1264**
- AP9022**
- VD1111**
- CT1139**
- 6PK1100**
- CT1143**
- 6PK2285**
- 6PK2415**
- 6PK2330**
- 5PK985**

ALT
ALT, (Valeo), FOR ALT: 180A, OE-NO 03L903016A
CA
ALT
WP
ALT
ALT
ALT
ALT
ALT

A6 (4GH)

3.0 TDI quattro

01/12-	CDUD, CGQB, CKVC, CLAA	150-230	2967
01/12-	CGWD	228	2995

- 6PK2415**
- 6PK2330**

ALT
ALT

A6 / A6 Allroad (4F2, 4F5, 4FH, C6)

2.0 TDI

07/04-10/08	BLB, BRE	103	1968
07/04-08/11	BNA, BRF, CAGB	100	1968

- 6PK1613**
- 6PK1613D1**
- AP9001**
- VD1076**
- MS18**
- CT1051**
- CT1051K1**
- CT1051WP1**
- 6PK1580**
- 6PK1613**

MTR-CODE: BRE, BLB, ALT, PS, (AC)
MTR-CODE: BRE, BLB, ALT, PS, (AC)
ALT, (Valeo), FOR ALT: 180A, OE-NO 03G903016A
ONLY WITH VD1076
MTR-CODE: BRE, BLB, CA, WP
MTR-CODE: BRE, BLB, CA, WP
MTR-CODE: BRE, BLB, CA, WP
MTR-CODE: CAGA, CAGB, ALT
ALT, MTR-CODE: BRF, BNA





AUDI						
A6 / A6 Allroad (4F2, 4F5, 4FH, C6)						
					6PK1613D1 AP9001 AP9022 VD1076 VD1076 VD1076 MS18 CT1051 CT1134 CT1051K1 CT1134K1 CT1051WP1 CT1134WP1	MTR-CODE: BRF, BNA, ALT ALT, (Valeo), FOR ALT: 180A, OE-NO 03G903016A, MTR-CODE: BNA, BRF ALT, (Bosch), FOR ALT: 180A, OE-NO 03G903023L, MTR-CODE: CAGB MTR-CODE: CAGB, ⇨08/2009 MTR-CODE: CAGB, 03/2010⇨ MTR-CODE: BRF, BNA ONLY WITH VD1076 CA, MTR-CODE: BRF, BNA MTR-CODE: CAGA, CAGB, CA CA, MTR-CODE: BRF, BNA MTR-CODE: CAGA, CAGB, CA CA, MTR-CODE: BRF, BNA MTR-CODE: CAGA, CAGB, CA, WP
	09/05-06/06	BVG	89	1968	6PK1613 6PK1613D1 AP9001 VD1076 MS18 CT1051 CT1051K1 CT1051WP1	MTR-CODE: BVG, ALT, (AC) MTR-CODE: BVG, ALT, (AC) ALT, (Valeo), FOR ALT: 180A, OE-NO 03G903016A ONLY WITH VD1076 MTR-CODE: BVG, CA, WP MTR-CODE: BVG, CA, WP MTR-CODE: BVG, CA, WP
	10/08-08/11	CAHA, CAHB	120-125	1968	6PK1580 AP9022 VD1076 VD1076 MS18 CT1134 CT1134K1 CT1134WP1	MTR-CODE: CAHA, CAHB, ALT, (AC) ALT, (Bosch), FOR ALT: 180A, OE-NO 03G903023L MTR-CODE: CAHA, CAHB, ⇨08/2009 MTR-CODE: CAHA, CAHB, 03/2010⇨ ONLY WITH VD1076 MTR-CODE: CAHA, CAHB, CA MTR-CODE: CAHA, CAHB, CA MTR-CODE: CAHA, CAHB, CA, WP
2.0 TFSI	06/05-08/11	BPJ, BYK	125	1984	6PK1570 AP9009 CT1088 CT1088K1	MTR-CODE: BPJ, BYK, ALT ALT, (Valeo), FOR ALT: 150A, OE-NO 06E903016D, 06D903016D MTR-CODE: BPJ, BYK, CA, WP MTR-CODE: BPJ, BYK, CA, WP
2.4	05/04-10/08	BDW	130	2393	6PK2415	ALT, PS, AC
2.4 quattro	03/05-10/08	BDW	130	2393	6PK2415	ALT, PS, AC
2.7 TDI, 2.7 TDI quattro	11/04-10/08	BPP	132	2698	6PK2460 6PK2460 6PK2460 6PK2460 6PK2460 6PK2490 6PK2490 6PK2490 6PK2490 6PK2490 6PK2460D1 6PK2460D1 6PK2460D1 6PK2460D1 6PK2460D1 6PK2490D1	ALT, PS, AC, CH-NO 4F-7-029 699⇨ ALT, PS, AC, NOTCHBACK, ⇨CH-NO 4F-5-140 000 ALT, PS, AC, CH-NO 4F-6-172 454⇨, ⇨CH-NO 4F-7-029 698, (MANL) ALT, PS, AC, ⇨CH-NO 4F-7-029 698, (CVT-AUTOM) ALT, PS, AC, ESTATE, ⇨CH-NO 4F-6-017 400 ALT, PS, AC, ESTATE, (MANL), CH-NO 4F-6-017 401⇨, ⇨CH-NO 4F-6-172 453 ALT, PS, AC, ESTATE, (AUTOM), CH-NO 4F-6-017 401⇨, ⇨CH-NO 4F-6-172 453 ALT, PS, AC, CH-NO 4F-6-172 454⇨, ⇨CH-NO 4F-7-029 698, (AUTOM) ALT, PS, AC, NOTCHBACK, (AUTOM), CH-NO 4F-5-140 001⇨, ⇨CH-NO 4F-6-172 453 ALT, PS, AC, NOTCHBACK, (MANL), CH-NO 4F-5-140 001⇨, ⇨CH-NO 4F-6-172 453 ALT, PS, AC, ESTATE, ⇨CH-NO 4F-6-017 400 ALT, PS, AC, NOTCHBACK, ⇨CH-NO 4F-5-140 000 ALT, PS, AC, CH-NO 4F-6-172 454⇨, ⇨CH-NO 4F-7-029 698, (MANL) ALT, PS, AC, CH-NO 4F-7-029 699⇨ ALT, PS, AC, ⇨CH-NO 4F-7-029 698, (CVT-AUTOM) ALT, PS, AC, NOTCHBACK, (AUTOM), CH-NO 4F-5-140



ContiTech



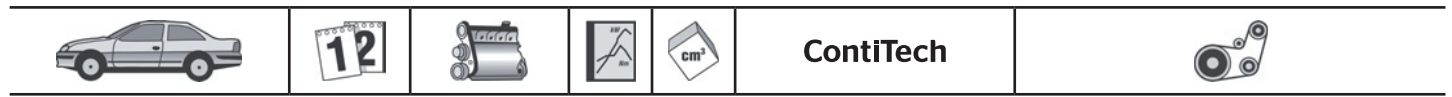
AUDI

A6 / A6 Allroad (4F2, 4F5, 4FH, C6)



					6PK2490D1 6PK2490D1 6PK2490D1 6PK2490D1 VD1033 VD1033 MS25 CT1094 CT1094K1	<p>001⇒, ⇒CH:NO 4F-6-172 453 ALT, PS, AC, CH:NO 4F-6-172 454⇒, ⇒CH:NO 4F-7-029 698, (AUTOM) ALT, PS, AC, ESTATE, (MANL), CH:NO 4F-6-017 401⇒, ⇒CH:NO 4F-6-172 453 ALT, PS, AC, ESTATE, (AUTOM), CH:NO 4F-6-017 401⇒, ⇒CH:NO 4F-6-172 453 ALT, PS, AC, NOTCHBACK, (MANL), CH:NO 4F-5-140 001⇒, ⇒CH:NO 4F-6-172 453 MTR-CODE: BPP, CH:NO 4F-7-029699⇒ MTR-CODE: BPP, ⇒CH:NO 4F-7-029698, ONLY WITH 059 145 201 F, 059 903 137 AB ONLY WITH VD1033 INJP INJP</p>
11/04-08/11	BSG, CANB, CAND	120	2698	6PK2460 6PK2460 6PK2460 6PK2460 6PK2460 6PK2490 6PK2490 6PK2490 6PK2490 6PK2490 6PK2498 6PK2460D1 6PK2460D1 6PK2460D1 6PK2460D1 6PK2460D1 6PK2490D1 6PK2490D1 6PK2490D1 6PK2490D1 6PK2490D1 6PK2490D1 VD1033 MS25 CT1094 CT1131 CT1094K1	<p>MTR-CODE: BSG, ALT, PS, AC, ⇒CH:NO 4F-7-029 698, (CVT-AUTOM) MTR-CODE: BSG, ALT, PS, AC, NOTCHBACK, ⇒CH:NO 4F-5-140 000 MTR-CODE: BSG, ALT, PS, AC, CH:NO 4F-7-029 699⇒ MTR-CODE: BSG, ALT, PS, AC, ESTATE, ⇒CH:NO 4F-6-017 400 MTR-CODE: BSG, ALT, PS, AC, CH:NO 4F-6-172 454⇒, ⇒CH:NO 4F-7-029 698, (MANL) MTR-CODE: BSG, ALT, PS, AC, NOTCHBACK, (MANL), CH:NO 4F-5-140 001⇒, ⇒CH:NO 4F-6-172 453 MTR-CODE: BSG, ALT, PS, AC, NOTCHBACK, (AUTOM), CH:NO 4F-5-140 001⇒, ⇒CH:NO 4F-6-172 453 MTR-CODE: BSG, ALT, PS, AC, ESTATE, (MANL), CH:NO 4F-6-017 401⇒, ⇒CH:NO 4F-6-172 453 MTR-CODE: BSG, ALT, PS, AC, ESTATE, (AUTOM), CH:NO 4F-6-017 401⇒, ⇒CH:NO 4F-6-172 453 MTR-CODE: BSG, ALT, PS, AC, CH:NO 4F-6-172 454⇒, ⇒CH:NO 4F-7-029 698, (AUTOM) MTR-CODE: CANB, CAND, ALT MTR-CODE: BSG, ALT, PS, AC, ESTATE, ⇒CH:NO 4F-6-017 400 MTR-CODE: BSG, ALT, PS, AC, CH:NO 4F-6-172 454⇒, ⇒CH:NO 4F-7-029 698, (MANL) MTR-CODE: BSG, ALT, PS, AC, ⇒CH:NO 4F-7-029 698, (CVT-AUTOM) MTR-CODE: BSG, ALT, PS, AC, CH:NO 4F-7-029 699⇒ MTR-CODE: BSG, ALT, PS, AC, NOTCHBACK, ⇒CH:NO 4F-5-140 000 MTR-CODE: BSG, ALT, PS, AC, ESTATE, (AUTOM), CH:NO 4F-6-017 401⇒, ⇒CH:NO 4F-6-172 453 MTR-CODE: BSG, ALT, PS, AC, NOTCHBACK, (MANL), CH:NO 4F-5-140 001⇒, ⇒CH:NO 4F-6-172 453 MTR-CODE: BSG, ALT, PS, AC, ESTATE, (MANL), CH:NO 4F-6-017 401⇒, ⇒CH:NO 4F-6-172 453 MTR-CODE: BSG, ALT, PS, AC, CH:NO 4F-6-172 454⇒, ⇒CH:NO 4F-7-029 698, (AUTOM) MTR-CODE: BSG, ALT, PS, AC, NOTCHBACK, (AUTOM), CH:NO 4F-5-140 001⇒, ⇒CH:NO 4F-6-172 453 MTR-CODE: BSG ONLY WITH VD1033 INJP, MTR-CODE: BSG INJP, MTR-CODE: CANB, CAND MTR-CODE: BSG, INJP</p>	





AUDI						
A6 / A6 Allroad (4F2, 4F5, 4FH, C6)						
					CT1131K1	MTR-CODE: CANB, CAND, INJP
	10/08-08/11	CANA, CANC	140	2698	6PK2498 CT1131 CT1131K1	ALT INJP INJP
2.8 FSI	11/06-10/08	BDX	154	2773	6PK2415	ALT, PS, AC
	10/08-08/11	CCDA, CCEA	140-162	2773	6PK2415	ALT
3.0 TDI quattro	05/06-08/11	BNG, CDYB	155	2967	6PK2460	ALT, PS, AC, CH-NO 4F-7-029 699⇨
					6PK2490	ALT, PS, AC, ⇨CH-NO 4F-7-029 698
					6PK2460D1	ALT, PS, AC, CH-NO 4F-7-029 699⇨
					6PK2490D1	ALT, PS, AC, ⇨CH-NO 4F-7-029 698
					VD1033	MTR-CODE: BNG
					MS25	ONLY WITH VD1033
					CT1094	INJP
					CT1094K1	INJP
	10/08-08/11	CDYA, CDYC	176	2967	6PK2498 CT1131 CT1131K1	ALT INJP INJP
3.0 TDI, 3.0 TDI quattro	05/04-08/11	ASB, BMK, BNG, CDYB	155-171	2967	6PK2460	ALT, PS, AC, ⇨CH-NO 4F-6-100 000
					6PK2460	ALT, PS, AC, CH-NO 4F-6-172 454⇨, ⇨CH-NO 4F-7-029 698, (MANL)
					6PK2460	ALT, PS, AC, CH-NO 4F-7-029 699⇨
					6PK2490	ALT, PS, AC, CH-NO 4F-6-100 001⇨, ⇨CH-NO 4F-6-172 453
					6PK2490	ALT, PS, AC, CH-NO 4F-6-172 454⇨, ⇨CH-NO 4F-7-029 698, (AUTOM)
					6PK2460D1	ALT, PS, AC, CH-NO 4F-7-029 699⇨
					6PK2460D1	ALT, PS, AC, CH-NO 4F-6-172 454⇨, ⇨CH-NO 4F-7-029 698, (MANL)
					6PK2460D1	ALT, PS, AC, ⇨CH-NO 4F-6-100 000
					6PK2490D1	ALT, PS, AC, CH-NO 4F-6-172 454⇨, ⇨CH-NO 4F-7-029 698, (AUTOM)
					6PK2490D1	ALT, PS, AC, CH-NO 4F-6-100 001⇨, ⇨CH-NO 4F-6-172 453
					VD1033	
					MS25	ONLY WITH VD1033
					CT1094	INJP
CT1094K1	INJP					
3.0 TFSI quattro	10/08-08/11	CCAA	220	2995	6PK2460	ALT, AC
		CAJA	213	2995	6PK2460	ALT
3.0, 3.0 quattro	05/04-05/06	BBJ	160	2976	6PK1920	ALT
					CT1068	CA
					CT1068K1	CA
					CT1068K2	CA
3.2 FSI quattro	03/05-10/08	AUK	188	3123	6PK2415	ALT, PS, AC
3.2 FSI, 3.2 FSI quattro	05/04-03/11	AUK, BKH, CALA	188-195	3123-3197	6PK2415	ALT, PS, AC
4.2 FSI quattro	06/06-08/11	BVJ	257	4163	5PK1135	ALT
4.2 quattro	05/04-05/06	BAT	246	4163	5PK1105	ALT
RS6 quattro	04/08-08/10	BUH	426	4991	5PK950	ALT
S6 quattro	03/06-08/11	BXA	320	5204	5PK1130	ALT
A7 Sportback (4GA)						
2.8 FSI, 2.8 FSI quattro	10/10-	CNYA, CHVA	150	2773	6PK2285	ALT
3.0 TDI, 3.0 TDI quattro	10/10-	CDUC, CDUD, CGQB, CKVB, CKVC, CLAA, CLAB	150-230	2967	6PK2415	ALT
3.0 TFSI quattro	10/10-	CGWB, CGWD, CGXB, CHMA, CTTA, CTUA	220-228	2995	6PK2330	ALT





ContiTech



AUDI

A8 (4D2, 4D8)

↔ 2.5 TDI, 2.5 TDI quattro

09/00-09/02 AKE 132 2496

- 4PK1237**
- 6PK2404**
- VD1032**
- MS19**
- CT1015**
- CT1018**
- CT1015K1**
- CT1015K2**
- CT1018K1**
- CT1015WP1**

AC
ALT, PS
ONLY WITH VD1032
CA
INJP
CA
CA
INJP
CA

01/97-04/00 AFB, AKN 110 2496

- 4PK1237**
- 6PK2404**
- VD1032**
- MS19**
- CT1015**
- CT1018**
- CT1015K1**
- CT1015K2**
- CT1018K1**
- CT1015WP1**

AC
ALT, PS
ONLY WITH VD1032
CA
INJP
CA
CA
INJP
CA, MTR-CODE: AKN, CH-NO 4B-X-037 001↔

2.8, 2.8 quattro

04/96-09/02 ACK, ALG, AMX, APR, AQD 142 2771

- 6PK1760**
- 6PK1880**
- CT920**
- CT920K1**
- CT920K1**
- CT920K2**
- CT920K2**
- CT920K4**
- CT920WP3**
- CT920WP3**

ALT, (AC)
ALT, (AC)
CA
CA, MTR-CODE: APR, AMX, AQD
CA, MTR-CODE: ACK, ALG, CH-NO 4D-V-011 001↔
CA, MTR-CODE: APR, AMX, AQD
CA, MTR-CODE: ACK, ALG, CH-NO 4D-V-011 001↔
CA, MTR-CODE: ACK, ↔CH-NO 4D-V-011 000
CA, MTR-CODE: APR, AMX, AQD
CA, MTR-CODE: ACK, ALG, CH-NO 4D-V-011 001↔

03/94-03/96 AAH 128 2771

- 6PK1635**
- 6PK1675**
- 6PK1760**
- 6PK1863**
- 6PK1873**
- 6PK1905**
- CT726**
- CT726K1**
- CT726K2**
- CT726WP2**

ALT, PS, CH-NO 4DS000497↔
ALT, PS, ↔CH-NO 4DS000496
ALT, PS, 01/1995↔
ALT, PS, AC, CH-NO 4DS000497↔
ALT, PS, AC, 01/1995↔
ALT, PS, AC, ↔CH-NO 4DS000496
CA
CA, ↔CH-NO 4D-S-000 496
CA, CH-NO 4D-S-000 497↔
CA, CH-NO 4D-S-000 497↔

07/95-03/96 AEJ 120 2771

- 6PK1760**
- 6PK1873**
- CT726**
- CT726K1**
- CT726K2**
- CT726WP2**

ALT, (AC), CH-NO 4D-S-004 301↔
ALT, (AC), CH-NO 4D-S-004 301↔
CA
CA, ↔CH-NO 4D-S-000 496
CA, CH-NO 4D-S-000 497↔
CA, CH-NO 4D-S-000 497↔

3.3 TDI quattro

06/00-09/02 AKF 165 3328

- 6PK2615**
- CT1135**

ALT
CA

3.7

11/98-09/02 AQG, AKC 191 3697

- 6PK2650**
- CT920**
- CT920K3**

ALT
MTR-CODE: AKC, AQG, CA, WP
MTR-CODE: AKC, AQG, CA, WP, CH-NO 4D-Y-016 501↔

3.7 quattro

11/98-09/02 AQG, AKC 191 3697

- 6PK2650**
- CT920**
- CT920K5**
- CT920K6**
- CT920WP2**

ALT
MTR-CODE: AKC, AQG, CA, WP
MTR-CODE: AKC, AQG, CA, WP, CH-NO 4D-Y-016 501↔
MTR-CODE: AKC, AQG, CA, WP, ↔CH-NO 4D-Y-016 500
MTR-CODE: AKC, AQG, CH-NO 4D-Y-016 501↔, CA, WP

3.7, 3.7 quattro

07/95-12/98 AEW, AKJ 169 3697

- 6PK2680**

ALT, PS, AC





AUDI											
A8 (4D2, 4D8)											
4.2 quattro	11/98-09/02	AQF, AUX, AUW	228	4172	CT727 6PK2650 CT920 CT920K5 CT920K6 CT920WP2	CA ALT MTR-CODE: AQF, AUW, CA, WP MTR-CODE: AQF, AUW, CH-NO 4D-Y-016 501 ⇨, CA, WP MTR-CODE: AQF, AUW, ⇨CH-NO 4D-Y-016 500, CA, WP MTR-CODE: AQF, AUW, CH-NO 4D-Y-016 501 ⇨, CA, WP					
	02/99-04/00	ARU	175	4172	6PK2650 CT920 CT920K5 CT920K6 CT920WP2	ALT MTR-CODE: ARU, CA, WP MTR-CODE: ARU, CA, WP, CH-NO 4D-Y-016 501 ⇨ MTR-CODE: ARU, CA, WP, ⇨CH-NO 4D-Y-016 500 MTR-CODE: ARU, CH-NO 4D-Y-016 501 ⇨, CA, WP					
	07/95-09/98	AGH	210	4172	6PK2680 CT727	ALT CA					
	03/94-11/98	ABZ, AEM, AKG	180-220	4172	6PK2680 CT727	ALT, PS, AC CA					
	S 8 quattro	06/99-09/02	AQH, AVP	265	4172	6PK2680 CT920 CT920K5 CT920K6 CT920WP2	ALT MTR-CODE: AVP, AQH, CA, WP MTR-CODE: AVP, AQH, CH-NO 4D-Y-016 501 ⇨, CA, WP MTR-CODE: AVP, AQH, CA, WP, ⇨CH-NO 4D-Y-016 500 MTR-CODE: AVP, AQH, CH-NO 4D-Y-016 501 ⇨, CA, WP				
07/96-06/99		AHC, AKH	250	4172	6PK2680 CT727	ALT, PS, AC CA					
A8 (4E_)											
2.8 FSI	08/07-07/10	BDX	154	2773	6PK2465	ALT					
3.0 TDI quattro	08/03-07/10	ASB, BNG	155-171	2967	6PK2460 6PK2460 6PK2490 6PK2460D1 6PK2460D1 6PK2490D1 VD1033 MS25 CT1094 CT1094K1	ALT, PS, AC, ⇨CH-NO 4E-6-020 000 ALT, PS, AC, CH-NO 4E-7-003 343 ⇨, ⇨CH-NO 4E-7-030 000 ALT, PS, AC, CH-NO 4E-6-020 001 ⇨, ⇨CH-NO 4E-7-003 342 ALT, PS, AC, ⇨CH-NO 4E-6-020 000 ALT, PS, AC, CH-NO 4E-7-003 343 ⇨, ⇨CH-NO 4E-7-030 000 ALT, PS, AC, CH-NO 4E-6-020 001 ⇨, ⇨CH-NO 4E-7-003 342 MTR-CODE: ASB ONLY WITH VD1033 INJP INJP					
					3.0, 3.0 quattro	07/03-05/06	ASN, BBJ	160-162	2976	6PK1880 6PK1930 CT1068 CT1068K1 CT1068K2	ALT, ⇨MODEL '03 ALT, MODEL '04 ⇨ CA CA CA
					3.2 FSI, 3.2 FSI quattro	06/05-07/10	BPK	191	3123	6PK2465	ALT
					3.7 quattro	10/02-05/06	BFL	206	3697	7PK2535 CT920 CT920K5 CT920WP2	ALT, CH-NO 4E-3-001 501 ⇨ MTR-CODE: BFL, CA, WP MTR-CODE: BFL, CA, WP MTR-CODE: BFL, CA, WP
					4.0 TDI quattro	05/03-07/05	ASE	202	3936	6PK1623 CT1095	ALT, AC CA
					4.2 FSI quattro	06/06-07/10	BVJ	257	4163	5PK1135	ALT
					4.2 quattro	10/02-07/10	BFM	246	4172	7PK2535 CT920 CT920K5	ALT, CH-NO 4E-3-001 601 ⇨, ⇨CH-NO 4E-6-030 000 MTR-CODE: BFM, CA, WP MTR-CODE: BFM, CA, WP





ContiTech



AUDI

AUDI

A8 (4E)

4.2 TDI quattro	01/05-07/10	BMC, BVN	235-240	4134	CT920WP2 6PK1623 CT1095	MTR-CODE: BFM, CA, WP ALT, AC CA
S8 quattro	06/06-07/10	BSM	331	5204	5PK1130	ALT

A8 (4H)

2.0 TFSI hybrid	02/12-	CHJA	155	1984	CT1143	WP
3.0 TDI, 3.0 TDI quattro	07/10-	CDTA, CDTB, CLAB, CMHA	150-184	2967	6PK2535	ALT
3.0 TFSI quattro	06/10-	CGWA, CGWD, CGXA, CGXC, CMDA, CTUB	213-245	2995	6PK2490	ALT
4.0 TFSI quattro	03/12-	CEUA	309	3993	5PK985	ALT
4.2 FSI quattro	11/09-	CDRA	273	4163	5PK1120	ALT
4.2 TDI quattro	11/09-	CDSB	258	4134	6PK1623	ALT
6.3 W12 quattro	01/11-	CEJA	368	6299	7PK2535	ALT
S8 quattro	04/12-	CGTA	382	3993	5PK985	ALT

ALLROAD (4BH, C5)

2.5 TDI quattro	05/00-08/05	AKE, BAU	132	2496	4PK1217 4PK1237 6PK2404 6PK2404D2 VD1032 MS19 CT1015 CT1018 CT1015K1 CT1015K2 CT1018K1 CT1015WP1	AC, CH-NO 4B-3-090 001 ⇄ AC, ⇄CH-NO 4B-3-090 000 ALT, PS ALT, PS, AC, CH-NO 4B-3-090 001 ⇄
	05/03-08/05	BCZ	120	2496	4PK1217 6PK2404 6PK2404D2 VD1032 MS19 CT1015 CT1018 CT1015K1 CT1015K2 CT1018K1 CT1015WP1	ONLY WITH VD1032 AC ALT, PS ALT, PS, AC, CH-NO 4B-5-028501 ⇄
2.7 quattro, 2.7 T quattro	05/00-08/05	APB, ARE, BEL, BES	184-187	2671	6PK1733 6PK1856 CT920 CT920K1 CT920K2	ALT, (AC) ALT, (AC) CA CA CA
4.2 V8 quattro	07/02-08/05	BAS	220	4163	5PK1120	ALT

CABRIOLET (8G7, B4)

1.8	01/97-08/00	ADR	92	1781	4PK855	AC
					5PK1300	ALT, PS
					CT919	CA
					CT919K1	CA
					CT919K2	CA
1.9 TDI	06/95-08/00	1Z, AHU	66	1896	CT919K4	CA
					11,9X903Ld	PS, WP
					6PK1173	ALT, (AC)
					6PK890	ALT, (AC)
					VD1084	
2.0 16V	06/95-07/96	ACE	103	1984	MS13	ONLY WITH VD1084
					CT867	CA
					CT867K4	CA
					AVX10X888	PS





AUDI						
CABRIOLET (8G7, B4)						
					AVX13X800 4PK890 CT869	AC ALT, CH-NO 8CN025001⇨ CA
2.0 E	01/93-07/98	ABK	85	1984	AVX10X910 AVX13X800 4PK855 CT630 CT630K2 CT630K4	PS AC ALT CA CA, ⇨CH-NO 8G-S-002 743 CA, CH-NO 8G-S-002 744⇨
2.3 E	05/91-07/94	NG	98	2309	11,2X866Ld AVX13X1000 CT926 CT926K1	ALT PS CA CA, CH-NO 8B-M-033 001⇨
2.6	05/95-08/00	ACZ	102	2598	6PK1635 6PK1675 6PK1863 6PK1905 6PK2260 CT726 CT726K2 CT726WP2	ALT, (AC), CH-NO 8G-S-003 001⇨ ALT, (AC), ⇨CH-NO 8G-S-003 000 ALT, (AC), CH-NO 8G-S-003 001⇨ ALT, (AC), CH-NO 8G-R-003 281⇨, ⇨CH-NO 8G-S-003 000 ALT, (AC), ⇨CH-NO 8G-R-003 280 CA CA CA, CH-NO 8G-S-001 303⇨
	06/93-08/00	ABC	110	2598	6PK1635 6PK1675 6PK1863 6PK1905 6PK2260 CT726 CT726K1 CT726K2 CT726WP2	ALT, PS, CH-NO 8G-S-003001⇨ ALT, PS, ⇨CH-NO 8G-S-003000 ALT, PS, AC, CH-NO 8G-S-003001⇨ ALT, PS, AC, CH-NO 8G-R-003281⇨, ⇨CH-NO 8G-S-003000 ALT, PS, AC, ⇨CH-NO 8G-R-003280 CA CA, ⇨CH-NO 8G-S-001 302 CA, CH-NO 8G-S-001 303⇨ CA, CH-NO 8G-S-001 303⇨
2.8	11/92-08/00	AAH	128	2771	6PK1635 6PK1675 6PK1863 6PK1905 6PK2260 CT726 CT726K1 CT726K2 CT726WP2	ALT, PS, CH-NO 8G-S-003001⇨ ALT, PS, ⇨CH-NO 8G-S-003000 ALT, PS, AC, CH-NO 8G-S-003001⇨ ALT, PS, AC, CH-NO 8G-R-003281⇨, ⇨CH-NO 8G-S-003000 ALT, PS, AC, ⇨CH-NO 8G-R-003280 CA CA, ⇨CH-NO 8G-S-001 302 CA, CH-NO 8G-S-001 303⇨ CA, CH-NO 8G-S-001 303⇨
COUPE (81, 85)						
1.6	07/80-08/81	YN	55	1588	AVX10X950 CT637 CT637K1	ALT CA CA
1.8	08/81-07/83	DD	55	1781	AVX10X725 AVX10X950 AVX13X800 CT637 CT637K1	PS ALT AC CA CA
1.8 GT, 1.8 GT quattro	09/82-10/88	DS, DZ, JN, JV, NE, PV, SF	65-82	1781	AVX10X763 AVX10X800 AVX10X940 AVX10X950 AVX13X800 CT637 CT637K1	PS, CH-NO 85-E-170 001⇨ PS, ⇨CH-NO 85-E-170 000 ALT, ⇨CH-NO 85-E-220 000 ALT, CH-NO 85-F-000 001⇨ AC CA CA
1.9	08/80-07/83	WN	85	1921	AVX10X800 AVX10X825 AVX10X850	ALT, ⇨CH-NO 85-F-090 000 ALT, CH-NO 85-F-090 001⇨ ALT, (AC)





ContiTech



AUDI

AUDI

COUPE (81, 85)

					AVX13X1000 AVX13X1000 CT635 CT660	PS AC CA, ⇨CH-NO 85-D-250 000 CA, CH-NO 85-E-000 001⇨
2.0	09/83-04/88	HP, JS, SK	83-85	1994	AVX10X800 AVX10X825 AVX10X850 AVX13X1000 AVX13X1000 CT635 CT660 CT660K1 CT660WP1	ALT, ⇨CH-NO 85-F-090 000 ALT, CH-NO 85-F-090 001⇨ ALT, (AC) AC PS CA, ⇨CH-NO 85-D-250 000 CA, CH-NO 85-E-000 001⇨ CA, CH-NO 85-E-000 001⇨ CA, CH-NO 85-E-000 001⇨
2.1 GT	01/81-08/84	KE, KL, WE	79-96	2144	AVX10X800 AVX10X825 AVX10X850 AVX13X1000 AVX13X1000 CT635 CT660 CT660K1 CT660WP1	ALT, ⇨CH-NO 85-F-090 000 ALT, CH-NO 85-F-090 001⇨ ALT, (AC) PS AC CA, ⇨CH-NO 85-D-250 000 CA, CH-NO 85-E-000 001⇨ CA, CH-NO 85-E-000 001⇨ CA, CH-NO 85-E-000 001⇨
2.2 GT	07/81-10/87	KX	85	2226	AVX10X800 AVX10X825 AVX10X850 AVX13X1000 AVX13X1000 CT635 CT660 CT660K1 CT660WP1	ALT, ⇨CH-NO 85-F-090 000 ALT, CH-NO 85-F-090 001⇨ ALT, (AC) AC PS CA, ⇨CH-NO 85D250000 CA, CH-NO 85-E-000 001⇨ CA, CH-NO 85-E-000 001⇨ CA, CH-NO 85-E-000 001⇨
2.2 GT, 2.2 quattro	09/84-10/88	HY, JT, KV	88-100	2226	AVX10X800 AVX10X825 AVX10X850 AVX13X1000 AVX13X1000 CT635 CT660 CT660K1 CT660WP1	ALT, ⇨CH-NO 85-F-090 000 ALT, CH-NO 85-F-090 001⇨ ALT, (AC) AC PS CA, ⇨CH-NO 85-D-250 000 CA, CH-NO 85-E-000 001⇨ CA, CH-NO 85-E-000 001⇨ CA, CH-NO 85-E-000 001⇨
2.3, 2.3 quattro	01/87-10/88	NG	100	2309	AVX10X800 AVX10X825 AVX10X850 AVX13X1000 AVX13X1000 CT635 CT660 CT660K1 CT660WP1	ALT, ⇨CH-NO 85-F-090 000 ALT, CH-NO 85-F-090 001⇨ ALT, (AC) AC PS CA, ⇨CH-NO 85-D-250 000 CA, CH-NO 85-E-000 001⇨ CA, CH-NO 85-E-000 001⇨ CA, CH-NO 85-E-000 001⇨

COUPE (89, 8B)

1.8	08/89-07/91	DZ	82	1781	AVX10X850 AVX10X950 AVX13X800 CT637 CT637K1	PS ALT AC CA CA
2.0	05/89-12/96	AAD, ABK	85	1984	AVX10X850 AVX10X910 AVX10X950 AVX13X800 AVX13X805 4PK855	MTR-CODE: AAD, PS PS, MTR-CODE: ABK MTR-CODE: AAD, ALT MTR-CODE: AAD, AC AC, MTR-CODE: ABK ALT, MTR-CODE: ABK





AUDI

COUPE (89, 8B)



					CT630 CT630K2 CT630K4	CA CA, ⇨CH-NO 8B-S-001 503 CA, CH-NO 8B-S-001 504⇨
2.0 16V	01/92-07/92	6A	101	1984	AVX10X875 AVX13X800 4PK890 CT869 CT869K1	PS AC ALT CA CA
	08/92-12/96	ACE	103	1984	AVX10X888 AVX13X800 4PK890 CT869 CT869K1	PS AC ALT CA CA, ⇨MTR-NO 017 139
2.2 quattro	11/88-07/91	KV	100	2226	11,2X866Ld AVX13X915 AVX13X990 CT539 CT926 CT539K1 CT660K1 CT539WP1 CT660WP1	ALT AC PS CA, ⇨CH-NO 8BM033000 CA, CH-NO 8BM033001⇨ CA, CH-NO 89-J-394 743⇨ CA, ⇨CH-NO 89-J-934 742 CA, CH-NO 89-J-394 743⇨ CA, ⇨CH-NO 89-J-934 742
2.3	10/88-12/96	NG	98-100	2309	11,2X866Ld 11,2X875Ld AVX13X1000 AVX13X915 CT539 CT926 CT539K1 CT926K1 CT539WP1	ALT, (AC), ⇨CH-NO 8B-N-003 457 ALT, (AC), CH-NO 8B-N-003 458⇨ PS ALT, (AC) CA, ⇨CH-NO 8B-M-033 000 CA, CH-NO 8B-M-033 001⇨ CA, ⇨CH-NO 8B-M-033 000 CA, CH-NO 8B-M-033 001⇨ CA, ⇨CH-NO 8B-M-033 000
2.3 20V	08/90-07/91	7A	123	2309	AVX10X865 AVX13X925 AVX13X990 CT926	ALT AC PS CA
2.3 20V quattro	05/90-12/96	7A	123	2309	11,2X866Ld AVX13X915 AVX13X990 CT926	ALT AC PS CA
2.3 20V, 2.3 20V quattro	11/88-07/91	7A	125	2309	AVX10X865 AVX10X875 AVX13X1000 AVX13X925 CT926	ALT, ⇨CH-NO 8BN015000 ALT, CH-NO 8BN015001⇨ PS AC CA
2.3 quattro	11/88-12/96	NG	98-100	2309	11,2X866Ld 11,2X875Ld AVX13X1000 AVX13X915 AVX13X990 CT539 CT926 CT539K1 CT926K1 CT539WP1	ALT, (AC), ⇨CH-NO 8B-N-003 901 ALT, (AC), CH-NO 8B-N-003 902⇨ PS, CH-NO 8B-N-003 902⇨ ALT, (AC) PS, ⇨CH-NO 8B-N-003 901 CA, ⇨CH-NO 8B-M-033 000 CA, CH-NO 8B-M-033 001⇨ CA, ⇨CH-NO 8B-M-033 000 CA, CH-NO 8B-M-033 001⇨ CA, ⇨CH-NO 8B-M-033 000
2.6, 2.6 quattro	08/92-12/96	ABC	110	2598	6PK1635 6PK1675 6PK1863 6PK1905 6PK2260	ALT, PS, (AC), CH-NO 8B-S-002001⇨ ALT, PS, (AC), ⇨CH-NO 8B-S-002000 ALT, PS, AC, CH-NO 8B-S-002001⇨ ALT, PS, AC, CH-NO 8B-R-001636⇨, ⇨CH-NO 8B-S-002000 ALT, PS, AC, ⇨CH-NO 8B-R-001635





AUDI

COUPE (89, 8B)

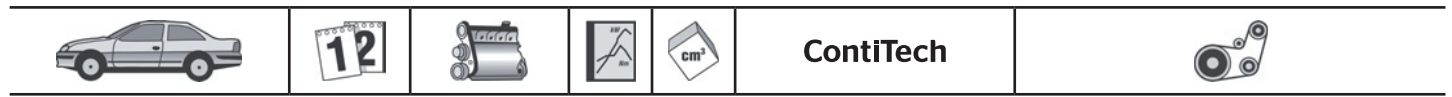
					CT726 CT726K1 CT726K2 CT726WP2	CA CA, ⇨ CH-NO 8B-S-000 544 CA, CH-NO 8B-S-000 545⇨ CA, CH-NO 8B-S-000 545⇨
2.8, 2.8 quattro	09/91-12/96	AAH	128	2771	6PK1635 6PK1675 6PK1863 6PK1905 6PK2260 CT726 CT726K1 CT726K2 CT726WP2	ALT, PS, (-AC), CH-NO 8B-S-002001⇨ ALT, PS, (-AC), ⇨ CH-NO 8B-S-002000 ALT, PS, AC, CH-NO 8B-S-002001⇨ ALT, PS, AC, CH-NO 8B-R-001636⇨, ⇨ CH-NO 8B-S-002000 ALT, PS, AC, ⇨ CH-NO 8B-R-001635 CA CA, ⇨ CH-NO 8B-S-000 544 CA, CH-NO 8B-S-000 545⇨ CA, CH-NO 8B-S-000 545⇨
S2 quattro	09/90-09/92	3B	162	2226	AVX10X825 AVX10X865 AVX10X875 AVX13X1000 AVX13X960 CT926	ALT ALT, ⇨ CH-NO 8BN015000 ALT, CH-NO 8BN015001⇨ PS AC CA
	10/92-12/96	ABY	169	2226	AVX13X1030 4PK890 CT515	ALT, AC PS CA

Q3 (8U)

2.0 TDI, 2.0 TDI quattro	09/11-	CFFA, CFFB	100-103	1968	6PK1070 AP9001 AP9001 VD1111 CT1139 CT1139K2 CT1139WP6	ALT ALT, (Bosch), FOR ALT: 140A, OE-NO 03L 903 023 ALT, (Valeo), FOR ALT: 140A, OE-NO 03L 903 023 A
2.0 TDI quattro	06/11-	CFGC, CLLB	130	1968	6PK1070 AP9001 AP9001 VD1111 CT1139 CT1139K2 CT1139WP6	ALT ALT, (Bosch), FOR ALT: 140A, OE-NO 03L 903 023 ALT, (Valeo), FOR ALT: 140A, OE-NO 03L 903 023 A CA CA CA, WP
		CFGD	120	1968	AP9001 AP9001	ALT, (Valeo), FOR ALT: 140A, OE-NO 03L 903 023 A ALT, (Bosch), FOR ALT: 140A, OE-NO 03L 903 023
2.0 TFSI quattro	06/11-	CCZC, CPSA	125-155	1984	6PK1100 CT1143	ALT WP

Q5 (8R)

2.0 TDI	11/10-	CJCA, CJCB	100-105	1968	6PK1580 AP9022 AP9022 VD1076 VD1111 MS18 CT1134 CT1139 CT1134K1 CT1134WP1	ALT, (AC) ALT, (Bosch), FOR ALT: 140A, OE-NO 03G903016E ALT, (Valeo), FOR ALT: 140A, OE-NO 03G903016G, FOR ALT: 150A, OE-NO 03G903016F MTR-CODE: CAGA, CAGB MTR-CODE: CJCA, CJCB ONLY WITH VD1076 MTR-CODE: CAGA, CAGB, CAGC, CA MTR-CODE: CJCA, CJCB, CA MTR-CODE: CAGA, CAGB, CAGC, CA MTR-CODE: CAGA, CAGB, CAGC, CA, WP
2.0 TDI quattro	11/08-	CAHA, CGLB, CMGA	125	1968	6PK1580 AP9022 VD1076 VD1111 MS18 CT1134 CT1139	ALT, (AC) ALT, (Bosch), FOR ALT: 140A, OE-NO 03G903016E MTR-CODE: CAHA, CAHB MTR-CODE: CGLA, CGLB, CMGA ONLY WITH VD1076 MTR-CODE: CAHA, CAHB, CA MTR-CODE: CGLA, CGLB, CMGA, CA



AUDI

Q5 (8R)

						6PK1264	MTR-CODE: CJCA, CJCB, MODEL '13⇨, ALT
						6PK1580	MTR-CODE: CJCA, CJCB, ⇨MODEL '12, ALT
						6PK1580	MTR-CODE: CAGA, CAGB, CAGC, ALT, (AC)
						AP9022	ALT, (Bosch), FOR ALT: 140A, OE-NO 03G903016E
						VD1076	MTR-CODE: CAGA, CAGB
						VD1111	MTR-CODE: CJCA, CJCB
						MS18	ONLY WITH VD1076
						CT1134	MTR-CODE: CAGA, CAGB, CAGC, CA
						CT1139	MTR-CODE: CJCA, CJCB, CA
						CT1134K1	MTR-CODE: CAGA, CAGB, CAGC, CA
						CT1134WP1	MTR-CODE: CAGA, CAGB, CAGC, CA, WP
08/09-	CAGA, CAGB, CJCA, CJCB	100-105	1968			6PK1264	MTR-CODE: CGLA, CGLB, CGLC, CGLD, ALT
						6PK1580	MTR-CODE: CAHA, CAHB, ALT, (AC)
						AP9022	ALT, (Bosch), FOR ALT: 140A, OE-NO 03G903016E
						VD1076	MTR-CODE: CAHA, CAHB
						VD1111	MTR-CODE: CGLA, CGLB, CGLC, CGLD
						MS18	ONLY WITH VD1076
						CT1134	MTR-CODE: CAHA, CAHB, CA
						CT1139	MTR-CODE: CGLA, CGLB, CGLC, CGLD, CA
						CT1134K1	MTR-CODE: CAHA, CAHB, CA
						CT1134WP1	MTR-CODE: CAHA, CAHB, CA, WP
11/08-	CAHB, CGLA, CGLD	120	1968			6PK1264	ALT
						VD1111	CA
						CT1139	
06/12-	CGLC, CMGB	130	1968			6PK1264	ALT
						VD1111	
						CT1143	CA
2.0 TFSI hybrid quattro	06/11-	CHJA	155	1984		CT1143	CA
2.0 TFSI quattro	11/08-	CAEB, CDNB, CDNC, CNCB, CPMA	132-155	1984		6PK1590	ALT
						CT1143	WP
	06/12-	CNCD	165	1984		6PK1130	ALT
	05/13-	CPMB	162	1984		6PK1100	ALT
3.0 TDI quattro	11/08-	CCWA, CCWB	155-176	2967		6PK2498	ALT
						CT1131	INJP
						CT1131K1	INJP
	06/12-	CDUD	180	2967		6PK2415	ALT
3.0 TFSI quattro	06/12-	CTUC, CTVA	200	2995		6PK2330	ALT
3.2 FSI quattro	11/08-	CALB	199	3197		6PK2404	ALT
SQ5 quattro	12/12-	CGQB	230	2967		6PK2415	ALT

Q7 (4L)

3.0 TDI	05/11-	CJGD, CRCA, CLZB	180	2967		6PK2523	MTR-CODE: CLZB, MODEL '13⇨, ALT
						6PK2523	MTR-CODE: CJGD, CRCA, ALT
						6PK2535	MTR-CODE: CLZB, ⇨MODEL '12, ALT
	03/06-05/08	BUG	171	2967		6PK2475	ALT, CH-NO 4L-9-017 201⇨
						6PK2490	ALT, ⇨CH-NO 4L-9-017 200
						6PK2490D1	ALT, CH-NO 4L-7-034 592⇨, ⇨CH-NO 4L-9-017 200
						VD1033	MTR-CODE: BUG, CH-NO 4L-7-034 592⇨
						MS25	ONLY WITH VD1033
						CT1094	INJP
						CT1094K1	INJP
	03/06-05/10	BUN, CASB	155	2967		6PK2475	ALT, CH-NO 4L-9-017 201⇨
						6PK2490	ALT, ⇨CH-NO 4L-9-017 200
						6PK2490D1	ALT, CH-NO 4L-7-034 592⇨, ⇨CH-NO 4L-9-017 200
						VD1033	MTR-CODE: BUN, CH-NO 4L-7-034 592⇨
						MS25	ONLY WITH VD1033
						CT1094	INJP, MTR-CODE: BUN
						CT1131	INJP, MTR-CODE: CASA, CASB
						CT1094K1	MTR-CODE: BUN, INJP
						CT1131K1	MTR-CODE: CASA, CASB, INJP

AUDI



ContiTech



AUDI

Q7 (4L)



	11/07-	CASA, CCMA, CJGA, CNRB	176	2967	6PK2475 6PK2475 6PK2490 6PK2523 6PK2523 6PK2535 CT1131 CT1131K1	MTR-CODE: CASA, CASB, ALT, CH-NO 4L-9-017 201⇨ MTR-CODE: CCMA, ALT MTR-CODE: CASA, CASB, ALT, ⇨CH-NO 4L-9-017 200 MTR-CODE: CNRB, MODEL '13⇨, ALT MTR-CODE: CJGA, CJGC, ALT MTR-CODE: CNRB, ⇨MODEL '12, ALT MTR-CODE: CASA, CCMA, INJP MTR-CODE: CASA, CCMA, INJP
	05/10-	CJGC, CJMA	150	2967	6PK2523	ALT
	06/09-05/12	CATA	165	2967	6PK2475 CT1131 CT1131K1	ALT INJP INJP
3.0 TFSI	05/10-	CJTB, CJTC, CJWB, CJWC, CJWE, CTWA, CTWB	200-245	2995	6PK2475	ALT
3.6 FSI	08/06-05/10	BHK	206	3597	7DPK2074	ALT
4.2 FSI	03/06-05/10	BAR	257	4163	5PK1120	ALT
4.2 TDI	03/07-06/09	BTR	240	4134	6PK1623 CT1095	ALT INJP
	05/09-	CCFA, CCFC	250	4134	6PK1623	ALT

QUATTRO (85)

2.1 20V Turbo

	05/84-07/87	KW	225	2144	AVX13X1000 AVX13X950 CT926	AC PS CA
--	-------------	----	-----	------	---	----------------

2.1 quattro, 2.1 Turbo

	07/80-07/87	GV, WR, WX	119-147	2144	AVX10X785 AVX10X850 AVX13X1000 AVX13X1025 AVX13X1025 AVX13X960 CT539 CT635 CT660 CT539K1 CT660K1 CT539WP1 CT660WP1	ALT, ⇨CH-NO 85-E-901 500 ALT, CH-NO 85-F-900 001⇨ PS, CH-NO 85-B-900 833⇨ PS, ⇨CH-NO 85-B-900 832 PS, ⇨CH-NO 85-B-901 297, (AC) AC CA, CH-NO 85-J-900 644⇨ CA, ⇨CH-NO 85-D-902 500 CA, CH-NO 85-E-900 001⇨, ⇨CH-NO 85-J-900 643 CA, CH-NO 85-J-900 644⇨ CA, CH-NO 85-E-900 001⇨, ⇨CH-NO 85-J-900-643 CA, CH-NO 85-J-900 644⇨ CA, CH-NO 85-E-900 001⇨, ⇨CH-NO 85-J-900-643
--	-------------	------------	---------	------	---	---

2.2 20V

	08/89-07/91	RR	162	2226	AVX10X825 AVX13X1000 AVX13X950 CT926	ALT PS AC CA
--	-------------	----	-----	------	---	-----------------------

2.2 quattro

	12/84-07/87	JT	89	2226	AVX10X800 AVX10X825 AVX10X850 AVX13X1000 AVX13X1000 CT635 CT660 CT660K1 CT660WP1	ALT, ⇨CH-NO 85F090000 ALT, CH-NO 85F090001⇨ ALT, (AC) AC PS CA, ⇨CH-NO 85D250000 CA, CH-NO 85E000001⇨ CA, ⇨CH-NO 89-J-394 742 CA, ⇨CH-NO 89-J-394 742
		HY, KV	100	2226	AVX10X800 AVX10X825 AVX10X850 AVX13X1000 AVX13X1000 CT635 CT660 CT660K1	ALT, ⇨CH-NO 85-F-090 000 ALT, CH-NO 85-F-090 001⇨ ALT, (AC) AC PS CA, ⇨CH-NO 85-D-250 000 CA, CH-NO 85-E-000 001⇨ CA, CH-NO 85-E-000 001⇨





AUDI						
QUATTRO (85)						
↙						CT660WP1 CA, CH-NO 85-E-000 001⇨
2.2 Turbo	08/87-07/89	1B, MB	147	2226		AVX10X825 ALT
						AVX13X1000 PS, CH-NO 85-B-900 833⇨
						AVX13X1025 PS, ⇨CH-NO 85-B-900 832
						AVX13X1025 PS, ⇨CH-NO 85-B-901 297, (AC)
						AVX13X950 AC
						CT539 CA, CH-NO 85-J-900 644⇨
						CT635 CA, ⇨CH-NO 85-D-902 500
						CT660 CA, CH-NO 85-E-900 001⇨, ⇨CH-NO 85-J-900 643
						CT539K1 CA, CH-NO 85-J-900 644⇨
						CT660K1 CA, CH-NO 85-E-900 001⇨, ⇨CH-NO 85-J-900-643
						CT539WP1 CA, CH-NO 85-J-900 644⇨
						CT660WP1 CA, CH-NO 85-E-900 001⇨, ⇨CH-NO 85-J-900-643
R8						
4.2 FSI quattro	04/07-	BYH, CNDA	309-316	4163		5PK950 ALT
5.2 FSI quattro	04/09-	BUJ, CTYA	386	5204		5PK970 ALT
R8 Spyder						
4.2 FSI quattro	09/10-	CNDA	316	4163		5PK950 ALT
5.2 FSI quattro	02/10-	BUJ, CTYA	386	5204		5PK970 ALT
TT (8J3, 8J9)						
1.8 TFSI	06/08-	CDA A	118	1798		6PK1120 ALT
						AP9009 ALT, (Bosch), FOR ALT: 140A, OE-NO 06B903016AB
						CT1143 WP
2.0 quattro	05/08-	CDLA, CDMA	195	1984		6PK1054 ALT, (AC)
						6PK955 ALT, (AC)
						AP9001 ALT, (Bosch), FOR ALT: 140A, OE-NO 06F903023F, 03L903023
						AP9001 ALT, (Valeo), FOR ALT: 140A, OE-NO 06F903023C, 03L903023A
						CT1088 CA
2.0 TDI quattro	06/08-	CBBB, CFGB	125	1968		6PK1070 MTR-CODE: CBBB, CFGB, ALT, (AC)
						6PK842 ELAST MTR-CODE: CBBB, CFGB, ALT, (AC)
						6PK842 ELAST T1 MTR-CODE: CBBB, CFGB, ALT, (AC)
						AP9001 ALT, (Bosch), FOR ALT: 140A, OE-NO 06F903023F, 03L903023
						AP9001 ALT, (Valeo), FOR ALT: 140A, OE-NO 06F903023C, 03L903023A
						VD1076 MTR-CODE: CBBB
						VD1111 MTR-CODE: CFGB
						MS18 ONLY WITH VD1111
						MS18 ONLY WITH VD1076
						CT1134 MTR-CODE: CBBB, CA
						CT1139 MTR-CODE: CFGB, CA
						CT1134K1 MTR-CODE: CBBB, CA
						CT1134WP1 MTR-CODE: CBBB, CA
2.0 TFSI	08/06-06/10	BWA, BPY, CCTA	147	1984		6PK1054 MTR-CODE: BWA, BPY, ALT, (AC)
						6PK1120 MTR-CODE: CCZA, CCTA, ALT, (AC)
						6PK955 MTR-CODE: BWA, BPY, ALT, (AC)
						AP9001 MTR-CODE: BWA, BPY, ALT, (Bosch), FOR ALT: 140A, OE-NO 06F903023F
						AP9001 MTR-CODE: BWA, BPY, ALT, (Valeo), FOR ALT: 140A, OE-NO 06F903023C
						AP9009 ALT, (Bosch), FOR ALT: 140A, OE-NO 06B903016AB, MTR-CODE: CCZA, CCTA
						CT1088 MTR-CODE: BWA, BPY, CA, WP
						CT1143 WP, MTR-CODE: CCZA, CCTA
						CT1088K1 MTR-CODE: BWA, BPY, CA, WP
	05/10-	CESA	155	1984		6PK1120 ALT
						AP9009 ALT, (Valeo), FOR ALT: 140A, OE-NO 06H903017E
						CT1143 WP





ContiTech



AUDI

AUDI

TT (8J3, 8J9)

↔ 2.0 TFSI quattro

05/08-	CDLB	200	1984	6PK1054 6PK955 AP9001 AP9001 CT1088	ALT, (AC) ALT, (-AC) ALT, (Bosch), FOR ALT: 140A, OE-NO 06F903023F ALT, (Valeo), FOR ALT: 140A, OE-NO 06F903023C CA
06/08-06/10	CCZA	147	1984	6PK1120 AP9009 CT1143	MTR-CODE: CCZA, CCTA, ALT, (AC) ALT, (Bosch), FOR ALT: 140A, OE-NO 06B903016AB WP, MTR-CODE: CCZA, CCTA
05/10-	CESA, CETA	155	1984	6PK1120 AP9009 CT1143	ALT ALT, (Valeo), FOR ALT: 140A, OE-NO 06H903017E WP
07/09-	CEPA, CEPB	250- 265	2480	5PK1060 5PK930	ALT, WP AC
08/06-06/10	BUB	184	3189	6PK1613 6PK1623 AP9001 AP9001 AP9022	ALT, PS, AC, CH-NO 8J-7-013 501 ↔ ALT, PS, AC, ↔CH-NO 8J-7-013 500 ALT, (Valeo), FOR ALT: 140A, OE-NO 06F903023C ALT, (Bosch), FOR ALT: 140A, OE-NO 06F903023F ALT, (Valeo), FOR ALT: 140A, OE-NO 06F903023P, CH-NO 8J-7-013501 ↔

TT (8N3, 8N9)

1.8 T

01/01-06/06	AUM	110	1781	6DPK1195 6PK1120 AP9001 AP9001 AP9001 VD1107 CT909 CT909K2 CT909K3 CT909WP1	ALT, PS, AC ALT, PS ALT, (Hitachi), FOR ALT: 120A, OE-NO 028 903 029 G ALT, (Valeo), FOR ALT: 120A, OE-NO 038 903 024 G, 038 903 023 S ALT, (Bosch), FOR ALT: 120A, OE-NO 038 903 024 F, 028 903 028 E
09/05-06/06	BVP	120	1781	6DPK1195 6PK1120 AP9001 AP9001 AP9001 VD1107 CT909 CT909K2 CT909K3 CT909WP1	ALT, (AC) ALT, (-AC) ALT, (Valeo), FOR ALT: 120A, OE-NO 038 903 023 S, 038 903 024 G ALT, (Hitachi), FOR ALT: 120A, OE-NO 028 903 028 E ALT, (Bosch), FOR ALT: 120A, OE-NO 028 903 028 E, 038 903 024 F
09/05-06/06	BVR	140	1781	6DPK1195 6PK1120 AP9001 AP9001 AP9001 VD1107 CT909 CT909K2 CT909K3 CT909WP1	ALT, (AC) ALT, (-AC) ALT, (Bosch), FOR ALT: 120A, OE-NO 028 903 028 E, 038 903 024 F ALT, (Valeo), FOR ALT: 120A, OE-NO 038 903 023 S, 038 903 024 G ALT, (Hitachi), FOR ALT: 120A, OE-NO 028 903 029 G
10/98-06/06	APX, AMU, BAM	165	1781	6DPK1195 6PK1120	ALT, PS, AC ALT, PS





AUDI						
TT (8N3, 8N9)						
↔					AP9001 AP9001 AP9001 VD1107 CT909 CT909K2 CT909K3 CT909K6 CT909K7 CT909WP1	ALT, (Hitachi), FOR ALT: 120A, OE-NO 028 903 029 G ALT, (Bosch), FOR ALT: 120A, OE-NO 028 903 028 E ALT, (Valeo), FOR ALT: 120A, OE-NO 038 903 023 S CA CA, CH-NO 8N-Y-095 001 ⇄ CA, CH-NO 8N-Y-095 001 ⇄ CA, ⇄CH-NO 8N-Y-095 000 CA, ⇄CH-NO 8N-Y-095 000 CA, CH-NO 8N-Y-095 001 ⇄
	03/05-06/06	BFV	176	1781	6DPK1195 6PK1120 AP9001 AP9001 VD1107 CT909 CT909K2 CT909K3 CT909WP1	ALT, (AC) ALT, (-AC) ALT, (Valeo), FOR ALT: 120A, OE-NO 038 903 023 S, 038 903 024 G ALT, (Bosch), FOR ALT: 120A, OE-NO 028 903 028 E, 038 903 024 F CA CA CA CA
1.8 T, 1.8 T quattro	10/98-06/06	AJQ, APP, ARY, ATC, AUQ, AWP	132	1781	6DPK1195 6PK1120 AP9001 AP9001 AP9001 AP9001 VD1107 CT909 CT909K2 CT909K3 CT909K6 CT909K7 CT909WP1	ALT, PS, AC ALT, PS ALT, (Bosch), FOR ALT: 120A, OE-NO 028 903 028 E ALT, (Valeo), FOR ALT: 120A, OE-NO 038 903 023 S ALT, (Hitachi), FOR ALT: 120A, OE-NO 028 903 029 G MTR-CODE: AJQ, ARY CA CA, CH-NO 8N-Y-095 001 ⇄ CA, CH-NO 8N-Y-095 001 ⇄ CA, ⇄CH-NO 8N-Y-095 000 CA, ⇄CH-NO 8N-Y-095 000 CA, CH-NO 8N-Y-095 001 ⇄
3.2 VR6 quattro	07/03-06/06	BHE, BPF	184	3189	6DPK1320 AP9001 AP9001	ALT, PS, AC ALT, (Valeo), FOR ALT: 120A, OE-NO 038 903 023 S, 038 903 024 G ALT, (Bosch), FOR ALT: 120A, OE-NO 028 903 028 E, 038 903 024 F
V8 (4A, 4C)						
3.6 quattro	10/88-02/94	PT	180-184	3562	6PK2433 6PK2460 6PK2475 CT727	ALT, ⇄CH-NO 4C-M-020 000, (MANL) ALT, ⇄CH-NO 4C-M-020 000, (AUTOM) ALT, CH-NO 4C-N-000 001 ⇄ CA
4.2 quattro	10/91-02/94	ABH	206	4172	6PK2433 6PK2460 6PK2475 CT727	ALT, ⇄CH-NO 4C-M-020 000, (MANL) ALT, ⇄CH-NO 4C-M-020 000, (AUTOM) ALT, CH-NO 4C-N-000 001 ⇄ CA
AUSTIN						
ALLEGRO (ADO 67)						
1.1	05/73-10/81	10H	33	1098	AVX10X813 AVX10X825	ALT, ⇄12/1979 ALT, ⇄12/1979, (AUTOM)
1.3	05/73-03/82	12H	40	1275	AVX10X800 AVX10X813 AVX10X825	ALT, 01/1980⇄ ALT, ⇄12/1979 ALT, ⇄12/1979, (AUTOM)
1.5 Super	05/73-03/82	14H	50	1485	AVX10X838	ALT
AMBASSADOR						
2.0	03/82-10/84	20H	69	1994	AVX10X1050 AVX10X875	PS FAN





ContiTech



AUSTIN

MAESTRO (XC)

↔ 1.3, 1.3 LS	03/83-08/90	12H, 12H999AA, 12HC32	46-49	1275	∞ ∞	AVX10X775 AVX10X813	AIRC ALT
1.6 MG	03/83-08/90	16HA03AL, 16HA35AL	72-73	1598	∞ ∞	AVX10X710 4PK815	PS ALT
1.6, 1.6 Mayfair HLS	03/83-08/90	16H956AK, 16HC37	59-61	1598	∞ ∞	AVX10X710 AVX10X935	PS ALT
2.0 EFI	10/84-08/90	20HC81, 20HA50AA, 20HC51AA	83	1994	∞ ∞ ∞ ∞ ▲▲▲ ▲▲▲	AVX10X700 AVX10X750 AVX10X950 4PK890 CT718 CT718K2	PS, ⇨12/1985 PS, 01/1986⇨ ALT, ⇨12/1985 ALT, 01/1986⇨ CA, 01/1986⇨ CA, 01/1986⇨

METRO

1.0, 1.0 Surf HLE	10/80-04/90	99H, 99HA65P	30-35	999	∞ ∞ ∞	AVX10X813 AVX10X813 AVX10X838	DYN ALT, (AUTOM) ALT
1.3 Turbo	10/83-04/90	12HA85AA	66	1275	∞ ∞	AVX10X813 AVX10X825	ALT ALT
1.3, 1.3 L,HLE,S	10/80-04/90	12H, 12H996AA	44-52	1275	∞	AVX10X813	ALT
1.3, 1.3 Surf	10/80-04/90	12HA83AA, 12HC21AA	44-51	1273-1275	∞	AVX10X825	ALT

MINI MK I

1000, 1000 Mayfair, 1000 Mayfair Sport	10/67-09/84	99HD81, 99H, 99HA53P, 99H997P, 99HC20P	26-31	998-999	∞ ∞ ∞	AVX10X813 AVX10X813 AVX10X838	DYN ALT, (AUTOM) ALT
1100 Special	01/76-08/81	10H	33	1098	∞	AVX10X825	ALT

MONTEGO (XE)

1.6 LS, 1.6 LS,HL	04/84-08/88	16HC37	61	1598	∞ ∞	AVX10X710 4PK815	PS ALT
2.0, 2.0 HLI, 2.0 Mayfair, 2.0 Turbo	04/84-08/91	20H, 20H (EFI), 20HC85, 20HSC	74-110	1994	∞ ∞ ∞ ∞ ▲▲▲ ▲▲▲	AVX10X700 AVX10X750 AVX10X950 4PK890 CT718 CT718K2	PS, ⇨12/1985 PS, 01/1986⇨ ALT, ⇨12/1985 ALT, 01/1986⇨ CA, 01/1986⇨ CA, 01/1986⇨

PRINCESS 2

1700	10/78-10/82	17HL	65	1698	∞ ∞	AVX10X1050 AVX10X875	PS FAN
2000	10/78-10/82	20H	69	1994	∞ ∞	AVX10X1050 AVX10X875	PS FAN

AUTOBIANCHI

A 112

0.9 Junior	07/75-12/85	A112A5.000, A112B2.000	31	903	∞	AVX10X800	DYN, WP
1.0 Abarth, 1.0 E,Elite,LX	01/74-12/85	A112A2.000, A112B1.000	35-51	965-1050	∞	AVX10X800	DYN, WP

BARKAS

B 1000 (KB, KM)

1.0	01/76-12/91	353-1/B1000	34	992	∞ ∞	AVX10X1165 AVX10X1190	DYN, FAN ALT, FAN
1.3	01/76-12/91	4VO7.2/7.5GRF	43	1272	∞ ∞	AVX10X1165 AVX10X1190	DYN, FAN ALT, FAN

B 1000 Bus (KO)

1.0	04/67-12/91	H362-21	31	991	∞ ∞ ∞	SPZ1147 SPZ1180 SPZ1250	DYN, FAN, 02/1973⇨ ALT, FAN, 02/1973⇨ DYN, FAN, ⇨01/1973
-----	-------------	---------	----	-----	-------------	--	--



BEDFORD						
BLITZ (CF97)						
1.8	08/69-10/87	N18Z	49	1759	AVX10X900 CT719	ALT CA
2.3	02/80-10/83	23L	58	2278	AVX10X900 CT719	ALT CA

BMW						
1 (E81, E82, E87, E88)						
116 d	11/08-09/12	N47D20A, N47D20C	85	1995	6DPK1697 6DPK1817 6PK1548 6PK1800 VD1071	ALT, (ELECTR PS), (AC) ALT, (-ELECTR PS), (AC) ALT, (ELECTR PS), (-AC) ALT, (-ELECTR PS), (-AC)
116 i	03/07-09/12	N45B16A, N43B16A	85-90	1596- 1597	6PK1635 6PK1870 7PK1104 AP9005 AP9008	ALT, (AC), MTR-CODE: N45 ALT, (AC), MTR-CODE: N45 ALT, (AC), MTR-CODE: N43 ALT, (Bosch), FOR ALT: 150A, OE-NO 1231 7 532 966, 1231 7 521 491, 1231 7 533 270 ALT, (Bosch), OE-NO 1231 7 533 268, 1231 7 532 964, FOR ALT: 110A
	11/08-09/12	N43B20A	90	1995	7PK1104	ALT, (AC)
118 d	09/06-09/12	N47D20A, N47D20C	90	1995	4PK830 ELAST 6PK1685 6PK1836 VD1028 MS21	PS, MTR-CODE: M47 ALT, (-AC), MTR-CODE: M47 ALT, (AC), MTR-CODE: M47 ONLY WITH VD1028
	09/06-	N47D20A, N47D20C	100- 105	1995	6DPK1697 6DPK1817 6PK1548 6PK1800 VD1071	ALT, (ELECTR PS), (AC), MTR-CODE: N47 ALT, (-ELECTR PS), (AC), MTR-CODE: N47 ALT, (ELECTR PS), (-AC), MTR-CODE: N47 ALT, (-ELECTR PS), (-AC), MTR-CODE: N47
118 i	09/06-09/12	N46B20B, N43B20A	95-105	1995	6PK1635 6PK1870 7PK1104 AP9005 AP9008	ALT, (AC), MTR-CODE: N46 ALT, AC, MTR-CODE: N46 ALT, (AC), MTR-CODE: N43 ALT, (Bosch), FOR ALT: 150A, OE-NO 1231 7 532 966, 1231 7 521 491, 1231 7 533 270, MTR-CODE: N46B20B ALT, (Bosch), OE-NO 1231 7 533 268, 1231 7 532 964, FOR ALT: 110A
	03/08-	N43B20A	105	1995	7PK1104 AP9008	ALT, AC ALT, (Bosch), OE-NO 1231 7 533 268, 1231 7 532 964, FOR ALT: 110A, MTR-CODE: N46B20B
120 d	09/06-	N47D20A, N47D20C	120- 130	1995	6DPK1697 6DPK1817 6PK1548 6PK1605 6PK1800 VD1071	ALT, (PS), (AC), (E81) ALT, (PS), (AC), (E81) ALT, (-PS), (-AC), (E81), ONLY WITH 1128 7800 819 ALT, (-PS), (-AC), (E81) ALT, (PS), (-AC), (E81) (E81 / E87 Facelift)
	11/03-09/12	N47D20A, N47D20C, M47D20 (204D4)	120- 130	1995	4PK830 ELAST 6PK1685 6PK1685 6PK1836 VD1028 MS21	PS ALT, (AUTOM-AC) ALT, (-AC) ALT, (AC) ONLY WITH VD1028
120 i	09/06-09/12	N46B20C, N46B20B, N43B20A	110	1995	6PK1635 6PK1870 AP9005 AP9008	ALT, WP, (-AC) ALT, (AC) ALT, (Bosch), FOR ALT: 120A, OE-NO 1231 7 516 101, 1231 7 516 723, FOR ALT: 150A, OE-NO 1231 7 532 966, 1231 7 521 491, 1231 7 533 270, MTR-CODE: N46B20 ALT, (Bosch), OE-NO 1231 7 533 268, 1231 7 532 964, FOR ALT: 110A





ContiTech



BMW

1 (E81, E82, E87, E88)



			115-125	1995		7PK1104 7PK1915	ALT, (AC), (-ACT ST) ALT, (AC), (ACT ST)
	03/08-	N46B20B, N43B20A	120-125	1995	 	7PK1104 7PK1915 AP9005 AP9008	ALT, AC, (ACT ST) ALT, AC, (ACT ST) ALT, (Bosch), FOR ALT: 150A, OE-NO 1231 7 532 966, MTR-CODE: N46B20B ALT, (Bosch), OE-NO 1231 7 533 268, 1231 7 532 964, FOR ALT: 110A, MTR-CODE: N46B20B
123 d	03/07-	N47D20B, N47D20D	150	1995	 	6DPK1697 6DPK1817	ALT, AC, (ELECTR PS) ALT, AC, (-ELECTR PS)
125 i	03/08-	N52B30A	160	2996	 	6PK1830 6PK1990 AP9005	ALT, PS, AC, (-ACT ST) ALT, PS, AC, (ACT ST) ALT, (Bosch), FOR ALT: 150A, OE-NO 1231 7 550 967, FOR ALT: 180A, OE-NO 1231 7 551 256, 1231 7 555 926
	10/07-	N53B30A	160	2996	 	6PK1830 6PK1990 AP9005	ALT, PS, AC, (-ACT ST) ALT, PS, AC, (ACT ST) ALT, (bosch), FOR ALT: 150A, OE-NO 1231 7 550 967, FOR ALT: 180A, OE-NO 1231 7 551 256, MTR-CODE: N52B30A
130 i	09/06-09/12	N52B30A, N52B30BF, N52B30B	190-195	2996	 	6PK1830 6PK1990 AP9005 AP9021	ALT, PS, AC, (-ACT ST) ALT, PS, AC, (ACT ST) ALT, (Bosch), FOR ALT: 150A, OE-NO 1231 7 542 529, 1231 7 543 083, FOR ALT: 180A, OE-NO 1231 7 555 926, 1231 7 551 256 ALT, (Valeo), FOR ALT: 180A, OE-NO 1231 7 525 376, 1231 7 521 178
135 i	10/07-	N54B30A, N55B30A	225	2979		7PK1855	ALT

3 (E21)

315	03/81-03/84	M10B16	55	1573	 	AVX10X825 AVX10X875	PS ALT, WP, FAN
316	09/80-08/82	M10B18	66	1766	 	AVX10X825 AVX10X850 AVX10X875 AVX13X825	PS ALT, WP, FAN, (AUTOM) ALT, WP, FAN, (MANL) AC
318 i	11/79-08/82	M10B18	77	1766	 	AVX10X865 AVX10X950 AVX10X975 AVX13X825	PS ALT, WP, FAN, (AUTOM) ALT, WP, FAN, (MANL) AC
320 i	06/75-08/82	M10B20	92	1990	 	AVX10X825 AVX10X850 AVX10X875 AVX13X825	PS ALT, WP, FAN, (AUTOM) ALT, WP, FAN, (MANL) AC
320/6	09/77-08/82	M20B20	90	1990	 	AVX10X825 AVX10X950 CT520 CT574 CT520K1 CT574K1	PS ALT, WP, FAN CA, OE-NO 1713361, 1711081 CA, OE-NO 1717215 CA CA
323 i	01/78-08/82	M20B23	105	2316	 	AVX10X825 AVX10X950 CT520 CT574 CT520K1 CT574K1	PS ALT, WP, FAN CA, OE-NO 1713361, 1711081 CA, OE-NO 1717215 CA CA

3 (E30)

315	09/82-12/91	M10B16	55	1573	 	AVX10X813 AVX10X875 AVX10X900	PS, 09/1983⇨ ALT, 09/1983⇨ PS, ⇨09/1983
-----	-------------	--------	----	------	----------	--	---





BMW

3 (E30)

					∞	AVX10X940	ALT, ⇨06/1983
					∞	AVX10X950	ALT, 06/1983⇨, ⇨09/1983
					∞	AVX13X800	AC
316	09/82-12/90	M10B18	66	1766	∞	AVX10X813	PS, 09/1983⇨
					∞	AVX10X875	ALT, 09/1983⇨
					∞	AVX10X900	PS, ⇨09/1983
					∞	AVX10X940	ALT, ⇨06/1983
					∞	AVX10X950	ALT, 06/1983⇨, ⇨09/1983
					∞	AVX13X800	AC
316 i	09/87-06/94	M40B16, M40B16C	73-75	1596	∞	AVX10X1013	ALT, WP, FAN
					∞	AVX10X800	PS, 09/1988⇨
					∞	AVX10X813	PS, ⇨09/1988
					🔧	CT589	CA
					🔧	CT589K1	CA
	08/87-08/88	M10B18	75	1766	∞	AVX10X813	PS
					∞	AVX10X875	ALT, WP, FAN
318 i	09/82-08/88	M10B18	75-77	1766	∞	AVX10X813	PS, 09/1983⇨
					∞	AVX10X875	ALT, 09/1983⇨
					∞	AVX10X900	PS, ⇨09/1983
					∞	AVX10X940	ALT, ⇨06/1983
					∞	AVX10X950	ALT, 06/1983⇨, ⇨09/1983
					∞	AVX13X800	AC
	09/87-06/94	M40B18	83-85	1796	∞	AVX10X1013	ALT, WP, FAN
					∞	AVX10X800	PS, 09/1988⇨, ⇨12/1990
					∞	AVX10X813	PS, 09/1987⇨, ⇨09/1988
					∞	AVX13X800	AC
					🔧	CT589	CA
					🔧	CT589K1	CA
318 is	09/89-08/91	M42B18	100	1796	∞	AVX10X1025	ALT, WP, FAN
					∞	AVX10X800	PS
					∞	AVX13X900	AC
320 i	09/82-10/93	M20B20	92-110	1990- 1991	∞	AVX10X825	PS
					∞	AVX10X950	ALT, WP, FAN, ⇨06/1983
					∞	AVX10X965	ALT, WP, FAN, 06/1983⇨
					∞	AVX13X800	AC, 06/1983⇨
					∞	AVX13X825	AC, ⇨06/1983
					🔧	CT520	CA
					🔧	CT520K1	CA
320 is	05/88-12/90	S14204EA	141	1990	∞	AVX10X813	PS
					∞	AVX10X865	ALT
					∞	AVX13X800	AC
323 i	09/82-08/86	M20B23	102- 110	2316	∞	AVX10X825	PS
					∞	AVX10X950	ALT, WP, FAN, ⇨06/1983
					∞	AVX10X965	ALT, WP, FAN, 06/1983⇨
					🔧	CT520	CA
					🔧	CT520K1	CA
324 d, 324 td	09/85-06/93	M21D24W, M21D24WA, M21D24	63-85	2443	∞	AVX10X865	PS
					∞	AVX10X995	ALT, WP, FAN
					∞	AVX13X800	AC, ⇨03/1988
					∞	AVX13X825	AC, 03/1988⇨
					🔧	CT530	CA
					🔧	CT530K1	CA
325 e 2.7, 325 i, 325 i X	10/83-10/93	M20B25, M20B27	90-126	2494- 2693	∞	AVX10X825	PS
					∞	AVX10X965	ALT, WP, FAN
					∞	AVX13X800	AC
					🔧	CT520	CA
					🔧	CT520K1	CA
325 i	09/83-03/93	M20B25	125- 126	2494	∞	AVX10X825	PS
					∞	AVX10X965	ALT
					∞	AVX13X810	AC, OE-NO 6452 1 706 826
					∞	AVX13X825	AC, OE-NO 6455 1 722 990





BMW

3 (E30)



					CT520	CA, 01/1986⇨
					CT520K1	CA, 09/1985⇨
M3 2.3, M3 EVO I 2.3	07/86-06/91	S14B23, S14B23 (EVOI)	143-162	2302-2303	AVX10X800	PS
					AVX10X865	ALT
					AVX13X810	AC
M3 EVO II 2.5	01/90-01/92	S14B25 (EVOII)	175	2467	AVX10X865	ALT

3 (E36)

316 g	12/95-08/00	M43B16	75	1596	4PK890	AC
					6PK1733	ALT
316 i	12/98-08/00	M43B19 (194E1)	77	1895	4PK890	AC
					6PK1733	ALT, WP
	09/90-09/93	M40B16	73	1596	AVX10X1025	ALT, WP
					AVX10X730	PS
					4PK855	AC
					CT589	CA
					CT589K2	CA
	07/93-04/99	M43B16	75	1596	AVX10X1025	ALT, ⇨09/1993
					AVX10X730	PS, ⇨09/1993
					4PK855	AC, ⇨03/1994
					4PK890	AC, 03/1994⇨
					6PK1660	ALT, 09/1993⇨, ⇨09/1995
					6PK1733	ALT, 09/1995⇨
	09/90-09/93	M43B16, M40B16	75	1596	4PK890	AC
					6PK1660	ALT
					CT589	CA
					CT589K2	CA
318 i, 318 is, 318 ti	10/93-08/00	M43B18	85-103	1796-1895	4PK855	AC, ⇨03/1994
					4PK890	AC, 03/1994⇨
					6PK1660	ALT, ⇨09/1995
					6PK1733	ALT, 09/1995⇨
318 i	12/90-10/93	M40B18	83	1796	AVX10X1025	ALT, ⇨09/1993
					AVX10X730	PS, ⇨09/1993
					4PK855	AC
					6PK1660	ALT, 09/1993⇨
					CT589	CA
					CT589K2	CA
318 is	03/92-02/98	M42B18	103	1796	AVX10X1025	ALT, ⇨09/1993
					AVX10X730	PS, ⇨09/1993
					4PK855	AC, ⇨03/1994
					4PK890	AC, 03/1994⇨
					6PK1660	ALT, 09/1993⇨, ⇨09/1995
					6PK1733	ALT, 09/1995⇨
318 tds	01/95-08/00	M41D18 (Inter)	66	1665	4PK836	AC
					5PK1885	ALT
318 ti	11/94-08/95	M42B18	103	1796	4PK890	AC
					6PK1660	ALT
320 i	03/92-04/99	M50B20, M50B (206S1), M50B (206S2)Vanos, M52B (206S3) Vanos, M50B20TU, M52B20, M52B (206S3)Vanos	110	1991	5PK890	AC, MTR-CODE: M 50
					5PK906	AC, MTR-CODE: M 52
					6PK1555	ALT
	09/90-10/99	M52B (206S3) Vanos, M50B (206S1), M50B (206S2)Vanos, M50B20TU, M50B20, M52B20	110	1991	5PK890	AC, MTR-CODE: M 50
					5PK906	AC, MTR-CODE: M 52
					6PK1555	ALT, 09/1991⇨
					6PK1560	ALT, ⇨09/1991





BMW							
3 (E36)							
↶ 323 i	03/95-10/99	M52B25 (Vanos)	125	2494	∞	5PK906 6PK1555	AC ALT
323 i 2.5, 323 ti	03/95-08/00	M52B25 (Vanos)	125	2494	∞	5PK906 6PK1555	AC ALT, WP, PS
325 i	03/92-04/99	M50B25, M50B25TU, M50B25 (Vanos)	141	2494	∞	5PK890 6PK1560	AC ALT, WP, PS
	09/90-09/95	M50B25, M50B25 (Vanos), M50B25TU	141	2494	∞	5PK890 6PK1555 6PK1560	AC ALT ALT, WP, PS
325 td, 325 tds	09/91-10/99	M51D25, M51D25 (Inter.)	85-105	2497- 2503	∞	4PK780 5PK1815 5PK1815D1 VD1025 MS22	AC, ⇨ 12/1995 ALT, WP ALT, WP ONLY WITH VD1025
328 i	01/95-10/99	M52B28, M52B28TU	142	2793	∞	5PK906 6PK1555	AC ALT, WP, PS
M3 3.0	10/92-10/95	S50B30	210- 217	2990	∞	5PK1125 5PK785 6PK1515	AIRP, (AC) AIRP, (AC) ALT
M3 3.2	09/95-04/99	S50B32	236	3201	∞	5PK1125 5PK785 6PK1515	AIRP, (AC) AIRP, (AC) ALT
3 (E46)							
316 Ci	04/00-	M43B16 (164E3)	77	1596	⊙	AP9008	ALT, (Bosch), OE-NO 1231 7 533 268, 1231 7 532 964, FOR ALT: 110A, MTR-CODE: N40B16A
	06/02-	N45B16A	85	1596	⊙	AP9005 AP9008 AP9021	ALT, (Bosch), FOR ALT: 120A, OE-NO 1231 7 516 101, 1231 7 516 723, FOR ALT: 150A, OE-NO 1231 7 521 384, 1231 7 521 490, 1231 7 521 491 ALT, (Bosch), FOR ALT: 110A, OE-NO 1231 7 533 268, 1231 7 532 964 ALT, (Valeo), FOR ALT: 110A, OE-NO 1231 7 532 965, 1231 7 533 269, FOR ALT: 140A, OE-NO 1231 7 532 967, 1231 7 532 271
316 i	09/98-02/05	M43B19 (194E1)	77	1895	∞	5PK950 6PK1705 6PK1733 6PK1733 AP9005	AC ALT, HOT COUNTRIES, (AUTOM) ALT, NO HOT COUNTRIES ALT, HOT COUNTRIES, (MANL) ALT, (Bosch), FOR ALT: 120A, OE-NO 1231 7 516 101, 1231 7 516 723, FOR ALT: 150A, OE-NO 1231 7 521 384, 1231 7 521 490, 1231 7 521 491, MTR-CODE: N40B16A, N42B18A, N45B16A, 03/2002⇨
	04/00-02/05	M43B16, M43B16 (164E3)	77	1596	∞	4PK890 6PK1733 AP9008	AC ALT ALT, (Bosch), OE-NO 1231 7 533 268, 1231 7 532 964, FOR ALT: 110A, MTR-CODE: N40B16A
	06/02-02/05	N45B16A, N45B16	85	1596	∞	6PK1873 AP9005 AP9008 AP9021	ALT ALT, (Bosch), FOR ALT: 120A, OE-NO 1231 7 516 101, 1231 7 516 723, FOR ALT: 150A, OE-NO 1231 7 521 384, 1231 7 521 490, 1231 7 521 491, MTR-CODE: N40B16A, N42B18A, N45B16A ALT, (Bosch), FOR ALT: 110A, OE-NO 1231 7 533 268, 1231 7 532 964 ALT, (Valeo), FOR ALT: 110A, OE-NO 1231 7 532 965, 1231 7 533 269, FOR ALT: 140A, OE-NO 1231 7 532 967, 1231 7 532 271
	06/01-02/05	N42B18, N46B18A, N46B18	85	1796	∞	6PK1635 6PK1870 AP9005	ALT, ⇨ 09/2003 ALT, AC, ⇨ 09/2003 ALT, (Bosch), FOR ALT: 120A, OE-NO 1231 7 516 101, 1231 7 516 723, FOR ALT: 150A, OE-NO 1231





BMW

3 (E46)



					AP9008 AP9021	7 521 384, 1231 7 521 490, 1231 7 521 491, MTR-CODE: N40B16A, N42B18A, N45B16A
316 ti	06/02-02/05		77	1596	AP9005	ALT, (Bosch), FOR ALT: 120A, OE-NO 1231 7 516 101, 1231 7 516 723, FOR ALT: 150A, OE-NO 1231 7 521 384, 1231 7 521 490, 1231 7 521 491, MTR-CODE: N40B16A, N42B18A, N45B16A
		N40B16A, N45B16A	85	1596	AP9005 AP9008	ALT, (Bosch), FOR ALT: 120A, OE-NO 1231 7 516 101, 1231 7 516 723, FOR ALT: 150A, OE-NO 1231 7 521 384, 1231 7 521 490, 1231 7 521 491, MTR-CODE: N40B16A, N42B18A, N45B16A ALT, (Bosch), FOR ALT: 90A, OE-NO 1231 7 516 098, 1231 7 516 721, 1231 7 516 722, FOR ALT: 110A, OE-NO 1231 7 533 268, 1231 7 532 964
318 Ci	09/01-	N42B20, N46B20	105	1995	6PK1635 6PK1870 AP9005 AP9008 AP9021	ALT, WP, (AC) ALT, WP, AC ALT, (Bosch), FOR ALT: 120A, OE-NO 1231 7 516 101, 1231 7 516 723, FOR ALT: 150A, OE-NO 1231 7 521 384, 1231 7 521 490, 1231 7 521 491 ALT, (Bosch), OE-NO 1231 7 533 268, 1231 7 532 964, FOR ALT: 110A ALT, (Valeo), FOR ALT: 140A, OE-NO 1231 7 532 967, 1231 7 532 271
	02/05-	N46B20B	110	1995	6PK1870 AP9005 AP9008	AC ALT, (Bosch), FOR ALT: 150A, OE-NO 1231 7 521 384, 1231 7 521 490, 1231 7 521 491 ALT, (Bosch), OE-NO 1231 7 533 268, 1231 7 532 964, FOR ALT: 110A
	03/05-	N46B20A	110	1995	6PK1870 AP9008	AC ALT, (Bosch), FOR ALT: 110A, OE-NO 1231 7 532 268, 1231 7 532964
318 Ci, 318 i	02/98-09/01	M43B19, M43B19TU	87	1895	5PK950 6PK1705 6PK1733 6PK1733	AC ALT, HOT COUNTRIES, (AUTOM) ALT, HOT COUNTRIES, (MANL) ALT, NO HOT COUNTRIES
318 d	09/01-02/05	M47D20, M47204D1	85	1951	5PK2030 5PK836 5PK2030D1 VD1030 MS11	ALT, WP AC ALT, WP, AC ONLY WITH VD1030
318 d, 318 td	03/03-02/05	M47N204D4	85	1995	4PK917 ELAST 4PK970 6PK2080 6PK2080D1 6PK2080D2 VD1028 MS21	AC, 10/2004⇨ AC, ⇨09/2004 ALT, WP ALT, WP, AC, ⇨09/2004 ALT, WP, AC, 10/2004⇨ ONLY WITH VD1028
318 i, 318 ti	09/01-02/05	N42B20, N46B20A, N46B20	105	1995	6PK1635 6PK1870 AP9005 AP9008 AP9021	ALT, WP, (AC) ALT, WP, AC ALT, (Bosch), FOR ALT: 120A, OE-NO 1231 7 516 101, 1231 7 516 723, FOR ALT: 150A, OE-NO 1231 7 521 384, 1231 7 521 490, 1231 7 521 491 ALT, (Bosch), OE-NO 1231 7 533 268, 1231 7 532 964, FOR ALT: 110A ALT, (Valeo), FOR ALT: 140A, OE-NO 1231 7 521 385
320 Cd	11/03-	M47N204D4	110	1995	4PK917 ELAST 4PK970	AC, 10/2004⇨ AC, ⇨09/2004





BMW

3 (E46)

					6PK2080 6PK2080D1 6PK2080D2 VD1028 MS21	ALT, WP ALT, WP, AC, ⇨09/2004 ALT, WP, AC, 10/2004⇨ ONLY WITH VD1028
320 Ci, 320 i	03/98-09/00	M52B (206S3) Vanos, M52B (206S4), M52B20	110	1991	5PK865 6PK1538	AC ALT, PS
	09/00-	M54B22, M54226S1	125	2171	4PK863 5PK865 6PK1538	AC, 09/2002⇨ AC, ⇨08/2002 ALT
320 d	04/98-09/01	M47D20, M47204D1	100	1951	5PK2030 5PK836 5PK2030D1 VD1030 MS11	ALT, WP AC ALT, WP, AC ONLY WITH VD1030
320 d, 320 td	09/01-02/05	M47N204D4	110	1995	4PK917 ELAST 4PK970 6PK2080 6PK2090 6PK2080D1 6PK2080D2 6PK2090D1 VD1028 MS21	AC, 10/2004⇨ AC, ⇨09/2004 ALT, WP, 10/2002⇨ ALT, WP, ⇨09/2002 ALT, WP, AC, 10/2002⇨, ⇨09/2004 ALT, WP, AC, 10/2004⇨ ALT, WP, AC, ⇨09/2002 ONLY WITH VD1028
320 td	10/01-12/02	M47204D1	100	1951	5PK2030 5PK836 VD1028 MS21	ALT, WP AC ONLY WITH VD1028
323 Ci, 323 i	03/98-09/00	M52B25 (Vanos), M52B25TU	125	2494	5PK865 6PK1538	AC ALT, PS
325 Ci, 325 i, 325 ti, 325 xi	09/00-	M54256S5, M54B25	141	2494	4PK863 5PK865 6PK1538	AC, 09/2002⇨ AC, ⇨09/2002 ALT, WP
328 Ci, 328 i	02/98-06/00	M52B28	142	2793	5PK865 6PK1538	AC ALT, PS
330 Cd, 330 d, 330 xd	03/03-	M57N306D2	150	2993	4PK860 ELAST 4PK885 6PK2080 VD1105	AC, 10/2004⇨ AC, ⇨09/2004 ALT, WP
330 Ci, 330 i	06/00-	M54306S3, M54B30	170	2979	4PK863 5PK865 6PK1538	AC, 09/2002⇨ AC, ⇨08/2002 ALT
330 d, 330 xd	10/99-02/05	M57D30, M57306D1, M57D30 (306D1)	135	2926	5PK2060 5PK813 5PK2060D1 VD1027 MS24	ALT, WP, ⇨03/2003 AC, ⇨03/2003 ⇨03/2003, ALT, WP, AC ONLY WITH VD1027
330 xi	06/00-	M54306S3	170	2979	4PK863 5PK865 6PK1538	AC, 09/2002⇨ AC, ⇨09/2002 ALT, WP
M3 3.2, M3 CSL	06/00-	S54326S4, S54B32, S54N326S4	252- 265	3246	5PK830 6PK1460	AC ALT, WP

3 (E90, E91, E92, E93)

316 d	07/09-12/11	N47D20C	85	1995	6DPK1697 6DPK1817 VD1071	ALT, (AC), (ELECTR PS) ALT, (-ELECTR PS)
316 i	02/06-12/11	N45B16A, N45B16TU2,	85	1596	6PK1870 AP9005	ALT ALT, (Bosch), FOR ALT: 150A, OE-NO 1231 7 532





BMW

3 (E90, E91, E92, E93)



		N45B16			AP9008	965, 1231 7 532 966, 1231 7 532 969, 1231 7 533 270 ALT, (Bosch), FOR ALT: 110A, OE-NO 1231 7 533 268, 1231 7 533 964
	09/07-	N43B16A	90	1599	7PK1104	ALT
318 d	09/05-	M47N204D4	90	1995	4PK830 ELAST 6PK1836 AP9021 VD1028 MS21	PS ALT, WP, AC ALT, (Valeo), FOR ALT: 180A, OE-NO 1231 7 525 376, 1231 7 521 178
		N47D20A, N47D20C	105	1995	6DPK1697 6DPK1817 VD1071	ALT, AC, (ELECTR PS) ALT, AC, (-ELECTR PS)
318 i	09/05-	N46B20B, N46B20	95	1995	6PK1870 AP9005 AP9008	ALT, WP, AC ALT, (Bosch), FOR ALT: 150A, OE-NO 1231 7 532 965, 1231 7 532 966, 1231 7 532 969, 1231 7 533 270 ALT, (Bosch), OE-NO 1231 7 533 268, 1231 7 532 964, FOR ALT: 110A
	09/07-	N43B20A	105	1995	6PK1870 7PK1104 AP9008	ALT, MTR-CODE: N46 ALT, MTR-CODE: N43 ALT, (Bosch), OE-NO 1231 7 533 268, 1231 7 532 964, FOR ALT: 110A, MTR-CODE: N 46 B 20 TU2
320 d	01/05-12/11	N47D20C	120	1995	4PK830 ELAST 6PK1836 AP9021 VD1028 VD1071 VD1071 MS21	PS ALT, WP, AC ALT, (Valeo), FOR ALT: 180A, OE-NO 1231 7 525 376, 1231 7 521 178 (E90), MTR-CODE: M47N (E90), MTR-CODE: N47 (E90 Facelift) ONLY WITH VD1028
	09/05-	M47N204D5, N47D20A, N47D20C	120	1995	4PK830 ELAST 6DPK1697 6DPK1817 6PK1836 VD1028 MS21	MTR-CODE: M47, PS MTR-CODE: N47, ALT, AC, (ELECTR PS) MTR-CODE: N47, ALT, AC, (-ELECTR PS) MTR-CODE: M47, ALT, WP, AC ONLY WITH VD1028
	09/05-12/11	M47N204D4	110	1995	4PK830 ELAST 6PK1836 AP9021 VD1028 MS21	PS ALT, WP, AC ALT, (Valeo), FOR ALT: 180A, OE-NO 1231 7 525 376, 1231 7 521 178 ONLY WITH VD1028
	09/05-	M47N204D4, M47D20TU	110	1995	4PK830 ELAST 6PK1836 VD1028 VD1105 MS21	PS ALT, WP, AC MTR-CODE: M47N 204 D4 MTR-CODE: M47 D20 TU ONLY WITH VD1028
	03/07-	N47D20A, N47D20C	130- 135	1995	6DPK1697 6DPK1817 VD1071	ALT, AC, (ELECTR PS) ALT, AC, (-ELECTR PS)
		N47D20A	130	1995	6DPK1697 6DPK1817 VD1071	ALT, AC, (ELECTR PS) ALT, AC, (-ELECTR PS)
320 d, 320 d xDrive, 320 xd	03/07-	N47D20C, N47D20A	130- 135	1995	6DPK1697 6DPK1817 VD1071	ALT, (ELECTR PS), (AC) ALT, (-ELECTR PS), (AC)
320 i	01/05-	N46B20A, N46B20C, N46B20	110	1995	6PK1870 AP9005	ALT, AC ALT, (Bosch), FOR ALT: 150A, OE-NO 1231 7 532 965, 1231 7 532 966, 1231 7 532 969, 1231 7





BMW

3 (E90, E91, E92, E93)



					⊙ AP9008	533 270 ALT, (Bosch), OE-NO 1231 7 533 268, 1231 7 532 964, FOR ALT: 110A
	03/07-	N43B20A	125	1995	∞ 7PK1104 ∞ 7PK1915 ⊙ AP9005	ALT, AC, (-ACT ST) ALT, AC, (ACT ST) ALT, (Bosch), FOR ALT: 150A, OE-NO 1231 7 532 965, 1231 7 532 966, 1231 7 532 969, 1231 7 533 270, MTR-CODE: N46B20B
	11/06-06/07	N46B20A, N46NB20B	110	1995	∞ 6PK1870 ⊙ AP9005 ⊙ AP9008	ALT ALT, (Bosch), FOR ALT: 150A, OE-NO 1231 7 532 965, 1231 7 532 966, 1231 7 532 969, 1231 7 533 270 ALT, (Bosch), OE-NO 1231 7 533 268, 1231 7 532 964, FOR ALT: 110A
	03/07-08/07	N46NB20B, N46B20	110	1995	∞ 6PK1870	ALT
320 si	05/06-12/11	N45B20A	127	1997	∞ 6PK1870 ⊙ AP9005	ALT ALT, (Bosch), FOR ALT: 150A, OE-NO 1231 7 532 965, 1231 7 532 966, 1231 7 532 969, 1231 7 533 270
320 xd	09/07-	N47D20A	130	1995	∞ 6DPK1697 ∞ 6DPK1817	ALT, AC, (ELECTR PS) ALT, AC, (-ELECTR PS)
323 i	04/06-06/07	N52B25A, N52NB25A	130	2497	∞ 6PK1990 ⊙ AP9005 ⊙ AP9021	ALT ALT, (Bosch), FOR ALT: 150A, OE-NO 1231 7 543 083, 1231 7 542 529, FOR ALT: 180A, OE-NO 1231 7 555 926, 1231 7 551 256 ALT, (Valeo), FOR ALT: 180A, OE-NO 1231 7 525 376, 1231 7 521 178
325 d	03/06-	M57306D3, N57N306D3, M57D30TU2	145	2993	∞ 4PK811 ELAST ∞ 6PK1836 ⊙ VD1105	PS ALT, WP
	01/10-	N57D30A, M57N2306D3	150	2993	∞ 4PK811 ELAST ∞ 6DPK1697 ∞ 6DPK1817 ∞ 6PK1836 ⊙ VD1105	MTR-CODE: M57 N2, PS MTR-CODE: N57, ALT, (AC), (ELECTR PS) MTR-CODE: N57, ALT, (AC), (-ELECTR PS) MTR-CODE: M57 N2, ALT MTR-CODE: M57 N2
325 i	09/06-	N52B25, N52B25A, N52B25C	160	2497	∞ 6PK1990 ⊙ AP9005	ALT, PS, AC ALT, (Bosch), FOR ALT: 150A, OE-NO 1231 7 550 967, 1231 7 551 254, FOR ALT: 180A, OE-NO 1231 7 551 256, 1231 7 555 926
325 i, 325 i xDrive	03/07-	N53B30A, N53B30	160	2996	∞ 6PK1830 ∞ 6PK1990 ⊙ AP9005	ALT, PS, AC, (-ACT ST) ALT, PS, AC, (ACT ST) ALT, (Bosch), FOR ALT: 150A, OE-NO 1231 7 550 967, 1231 7 551 254, FOR ALT: 180A, OE-NO 1231 7 551 256, 1231 7 555 926
325 i, 325 xi	01/05-	N52B25C, N52B25A, N52B25	160	2497	∞ 6PK1990 ⊙ AP9005 ⊙ AP9021	ALT, PS, AC ALT, (Bosch), FOR ALT: 150A, OE-NO 1231 7 550 967, 1231 7 551 254, 1231 7 543 083, 1231 7 542 529, FOR ALT: 180A, OE-NO 1231 7 551 256, 1231 7 555 926 ALT, (Valeo), FOR ALT: 180A, OE-NO 1231 7 525 376, 1231 7 521 178
	09/07-	N53B30A, N53B30	160	2996	∞ 6PK1830 ∞ 6PK1990 ⊙ AP9005	ALT, PS, AC, (-ACT ST) ALT, PS, AC, (ACT ST) ALT, (Bosch), FOR ALT: 150A, OE-NO 1231 7 550 967, 1231 7 551 254, FOR ALT: 180A, OE-NO 1231 7 551 256, 1231 7 555 926
328 i	08/06-11/07	N52NB30A	187	2996	⊙ AP9005	ALT, (Bosch), FOR ALT: 150A, OE-NO 1231 7 550 967, 1231 7 551 254, FOR ALT: 180A, OE-NO 1231 7 551 256, 1231 7 555 926
330 d	09/05-	M57306D3,	170	2993	∞ 4PK811 ELAST	PS





BMW

3 (E90, E91, E92, E93)



		M57306D3, M57D30TU2, N57N306D4	170	2993	∞	6PK1836	ALT, WP, AC
		M57306D3, M57D30TU2, N57N306D5	170	2993	⊙	VD1105	
330 d, 330 d xDrive, 330 xd, 330 xd X	01/09-	N57D30A, M57N2306D3	180	2993	∞ ∞ ∞ ∞ ⊙	4PK811 ELAST 6DPK1697 6DPK1817 6PK1836 VD1105	MTR-CODE: M57 N2, PS MTR-CODE: N57, ALT, (AC), (ELECTR PS) MTR-CODE: N57, ALT, (AC), (-ELECTR PS) MTR-CODE: M57 N2, ALT MTR-CODE: M57 N2
330 d, 330 xd	09/05-	M57306D3, M57D30TU2	170	2993	∞ ∞ ⊙	4PK811 ELAST 6PK1836 VD1105	PS ALT, WP, AC
330 i	01/05-	N52B30A, N52B30	190	2996	∞ ⊙ ⊙	6PK1990 AP9005 AP9021	ALT, PS, AC ALT, (Bosch), FOR ALT: 150A, OE-NO 1231 7 550 967, 1231 7 551 254, 1231 7 543 083, 1231 7 542 529, FOR ALT: 180A, OE-NO 1231 7 551 256, 1231 7 555 926 ALT, (Valeo), FOR ALT: 180A, OE-NO 1231 7 525 376, 1231 7 521 178
	09/06-	N53B30A, N53B30	200	2996	∞ ∞ ∞ ⊙ ⊙	6PK1830 6PK1990 6PK1990 AP9005 AP9021	ALT, (ACT ST), MTR-CODE: N53 ALT, MTR-CODE: N52 ALT, MTR-CODE: N53, (-ACT ST) ALT, (Bosch), FOR ALT: 150A, OE-NO 1231 7 550 967, 1231 7 551 254, FOR ALT: 180A, OE-NO 1231 7 551 256, 1231 7 555 926 ALT, (Valeo), FOR ALT: 180A, OE-NO 1231 7 525 376, 1231 7 521 178
	09/07-	N53B30	200	2996	∞ ⊙ ⊙	6PK1990 AP9005 AP9021	ALT ALT, (Bosch), FOR ALT: 150A, OE-NO 1231 7 550 967, 1231 7 551 254, FOR ALT: 180A, OE-NO 1231 7 551 256, 1231 7 555 926 ALT, (Valeo), FOR ALT: 180A, OE-NO 1231 7 525 376, 1231 7 521 178
	03/07-	N52NB30B	190	2996	∞ ⊙	6PK1990 AP9005	ALT ALT, (Bosch), FOR ALT: 150A, OE-NO 1231 7 550 967, 1231 7 551 254, FOR ALT: 180A, OE-NO 1231 7 551 256, 1231 7 555 926
330 i xDrive	09/08-	N53B30A	200	2996	⊙	AP9005	ALT, (Bosch), FOR ALT: 150A, OE-NO 1231 7 551 254, 1231 7 550 967, FOR ALT: 180A, OE-NO 1231 7 555 926, 1231 7 551 256
330 xi	01/05-	N52B30A	190	2996	∞ ⊙ ⊙	6PK1990 AP9005 AP9021	ALT, PS, AC ALT, (Bosch), FOR ALT: 150A, OE-NO 1231 7 550 967, 1231 7 551 254, FOR ALT: 180A, OE-NO 1231 7 551 256, 1231 7 555 926 ALT, (Valeo), FOR ALT: 180A, OE-NO 1231 7 525 376, 1231 7 521 178
	09/07-	N53B30A	200	2996	∞ ∞ ⊙	6PK1830 6PK1990 AP9005	ALT, PS, AC, (-ACT ST) ALT, PS, AC, (ACT ST) ALT, (Bosch), FOR ALT: 150A, OE-NO 1231 7 551 254, 1231 7 550 967, FOR ALT: 180A, OE-NO 1231 7 555 926, 1231 7 551 256
335 d	09/06-	M57N306D5	210	2993	∞ ∞ ∞ ⊙	4PK850 ELAST 4PK860 ELAST 6PK2065 VD1105	AC, OE-NO 6455 7793608 AC, OE-NO 6455 7792851 ALT
335 i, 335 i xDrive, 335 xi	09/06-	N54B30A, N54B30B, N55B30A	225	2979	∞	7PK1855	ALT
M	03/07-	S65B40	309	3999	∞	6DPK1100	AC, 05/2008↔





BMW						
3 (E90, E91, E92, E93)						
					∞	6PK1065 AC, ⇨04/2008
					∞	6PK1460 ALT, WP
M3	03/07-	S65B40	309	3999	∞	6DPK1100 AC, 05/2008⇨
					∞	6PK1065 AC, ⇨04/2008
					∞	6PK1460 ALT, WP
M3 4.0	03/07-12/11	S65B40	309	3999	∞	6DPK1100 AC, 05/2008⇨
					∞	6PK1065 AC, ⇨04/2008
					∞	6PK1460 ALT, WP
3 (F30)						
320 i	02/12-	N20B20A	135	1997	∞	6PK1005 ALT
328 i	10/11-	N20B20A, N26B20A	180	1997	∞	6PK1005 ALT
5 (E12)						
518	07/74-05/81	M10B18	66	1766	∞	AVX10X825 PS
					∞	AVX10X850 ALT, WP, FAN, ⇨08/1979, (AUTOM)
					∞	AVX10X865 PS, 08/1979⇨
					∞	AVX10X875 ALT, WP, FAN
					∞	AVX10X950 AC, 01/1979⇨
					∞	AVX10X975 ALT, WP, FAN, 01/1979⇨
					∞	AVX13X825 AC
520/6	09/77-05/81	M20B20	90	1990	∞	AVX10X825 PS
					∞	AVX10X950 ALT, WP, FAN
					∞	AVX13X825 AC
					⚙	CT574 CA, 09/1979⇨
					⚙	CT574K1 CA
525	08/76-05/81	M30B25	110	2494	∞	AVX10X900 PS
					∞	AVX13X1055 ALT, WP, FAN
					∞	AVX13X800 AC
528 i	04/77-05/81	M30B28	130- 135	2788	∞	AVX10X900 PS
					∞	AVX13X1055 ALT, WP, FAN
					∞	AVX13X800 AC
M 3.4	06/80-08/81	M30B35 (Motronic,9.3.1)	160	3453	∞	AVX10X900 PS
					∞	AVX13X1055 ALT
					∞	AVX13X800 AC
5 (E28)						
518	06/81-08/84	M10B18	66	1766	∞	AVX10X813 PS, 10/1983⇨
					∞	AVX10X825 PS, ⇨10/1983
					∞	AVX10X875 ALT, WP, FAN
					∞	AVX10X900 PS, 11/1982⇨, ⇨01/1984
					∞	AVX10X950 ALT, WP, FAN, 09/1982⇨, ⇨01/1984
					∞	AVX10X975 ALT, WP, FAN, ⇨09/1982
					∞	AVX13X800 AC
518 i	09/83-12/87	M10B18	77	1766	∞	AVX10X813 PS
					∞	AVX10X875 ALT, WP, FAN
					∞	AVX13X800 AC
520 i	06/81-12/87	M20B20	92	1990	∞	AVX10X825 PS
					∞	AVX10X950 ALT, WP, FAN, ⇨05/1983
					∞	AVX10X965 ALT, WP, FAN, 05/1983⇨
					∞	AVX13X800 AC, 06/1983⇨
					∞	AVX13X825 AC, ⇨06/1983
					⚙	CT520 CA
					⚙	CT520K1 CA
	12/86-12/87		110	1990	∞	5PK890 AC
					∞	6PK1560 ALT, WP, FAN
					⚙	CT520 CA
524 d, 524 td	09/83-12/87	M21D24, M21D24W, M21D24WA	63-85	2443	∞	AVX10X865 PS
					∞	AVX10X995 ALT, WP, FAN
					∞	AVX13X800 AC
					⚙	CT530 CA
					⚙	CT530K1 CA
525 e	09/81-12/87	M20B27	90-95	2693	∞	AVX10X825 PS





ContiTech



BMW

5 (E28)



525 i	06/81-12/87	M20B25E	110	2495	AVX10X950 AVX10X965 AVX13X800 AVX13X825 CT520 CT520K1	ALT, WP, FAN, ⇌09/1983 ALT, WP, FAN, 09/1983⇌ AC, 06/1983⇌ AC, ⇌06/1983 CA CA
525 i	06/81-12/87	M20B25E	110	2495	AVX10X900 AVX13X1055 AVX13X800	PS ALT, WP, FAN AC
528 i	06/81-12/87	M30B28	135	2788	AVX10X900 AVX13X1055 AVX13X800	PS ALT, WP, FAN AC
535 i, M 535 i	01/85-12/87	M30B35	136	3430	AVX10X888 AVX13X1055 AVX13X800	PS ALT, WP, FAN AC
		M30B35 (Motronic)	141	3430	AVX10X888 AVX13X1055 AVX13X800	PS ALT AC
		M30B35	160	3430	AVX10X888 AVX13X1055 AVX13X800	PS ALT, WP, FAN AC
M 3.5	08/85-12/87	S38B35	211	3453	AVX10X888 AVX13X1055 AVX13X800	PS ALT, WP, FAN AC

5 (E34)

518 g, 518 i	09/94-01/97	M43B18	85	1796	4PK890 6PK1660	AC ALT
518 i	08/89-09/95	M43B18	85	1796	AVX10X1013 AVX10X800 AVX13X850	ALT PS AC
		M40B18	83	1796	AVX10X1025 AVX10X800 AVX13X855 4PK855 CT589 CT589K1 CT589K2	ALT PS AC, ⇌09/1991 AC, 10/1991⇌ CA CA, ⇌09/1991 CA, 10/1991⇌
520 i	01/88-08/91	M20B20	95	1990	AVX10X825 AVX10X983 AVX13X800 AVX13X825 CT520 CT520K1	PS ALT, WP, FAN AC AC CA CA
520 i, 520 i 24V	09/89-01/97	M50B (206S1), M50B (206S2) Vanos, M50B20TU, M50B20	110	1991	5PK890 5PK906 6PK1548 6PK1555 6PK1560 6PK1570	AC, ⇌01/1992 AC, 01/1992⇌ ALT, 09/1990⇌, ⇌09/1991 ALT, 09/1991⇌, ⇌01/1994 ALT, ⇌09/1990, FOR ALT: 80A, FOR ALT: 90A ALT, ⇌09/1990, FOR ALT: 115A, FOR ALT: 140A
524 td	03/88-09/95	M21D24WA, M21D24	85	2443	AVX10X865 AVX10X995 AVX13X825 CT530 CT530K1	PS ALT, WP, FAN AC CA CA
525 i	01/88-08/91	M20B25	125	2494	AVX10X825 AVX10X983 AVX13X800 AVX13X825 CT520 CT520K1	PS ALT, WP, FAN AC AC CA CA
					5PK890	AC, ⇌01/1992
525 i, 525 i 24V, 525 ix,	09/89-01/97	M50B25,	141	2494	5PK890	AC, ⇌01/1992





BMW						
5 (E34)						
↔ 525 iX 24V		M52B25 (Vanos), M50B25TU			∞ 5PK906 ∞ 6PK1555 ∞ 6PK1560	AC, 01/1992↔ ALT, 09/1991↔ ALT, WP, PS, ↔09/1991
525 td	03/93-01/97	M51D25	85	2497	∞ 4PK780 ∞ 5PK1815 ∞ 5PK1815D1 ⊙ VD1025 MS22	AC ALT, PS ALT, WP ONLY WITH VD1025
525 tds	09/91-01/97	M51D25 (Inter.)	105	2503	∞ 4PK780 ∞ 5PK1815 ∞ 5PK1815D1 ⊙ VD1025 MS22	AC ALT, WP, PS ALT, WP ONLY WITH VD1025
530 i	01/88-08/91	M30B30	138	2986	∞ AVX10X865 ∞ AVX13X1055 ∞ AVX13X835 ∞ AVX13X855	PS ALT, WP, FAN AC AC, AUSTRALIA
530 i V8	09/92-01/97	M60B30	160	2997	∞ 5PK975 ∞ 7PK1605	AC ALT
535 i	01/88-09/95	M30B35	155	3430	∞ AVX10X865 ∞ AVX13X1055 ∞ AVX13X835 ∞ AVX13X855	PS ALT, WP, FAN AC, OE-NO 64551716960 AC, OE-NO 64521722371
540 i, 540 i V8	09/92-01/97	M60B40	210	3982	∞ 5PK975 ∞ 7PK1605	AC ALT
M 3.6	10/88-05/92	S38B36	232	3535	∞ AVX10X865 ∞ AVX13X1055 ∞ AVX13X835	PS ALT, WP, FAN AC
M 3.6 KAT	10/88-05/92	S38B36	232	3535	∞ AVX10X825 ∞ AVX13X1055 ∞ AVX13X765 ∞ AVX13X975 ∞ AVX13X990	PS ALT, WP, FAN, ↔11/1989 AIRP AC ALT, WP, FAN, 12/1989↔
M 3.8	03/92-01/97	S38B38	250	3795	∞ AVX10X825 ∞ AVX13X1000 ∞ AVX13X975	PS ALT AC
5 (E39)						
520 d	02/00-09/03	M47D20, M47204D1	100	1951	∞ 5PK2030 ∞ 5PK836 ∞ 5PK2030D1 ⊙ VD1030 MS11	ALT, WP AC ALT, WP, AC ONLY WITH VD1030
520 i	04/99-05/04	M54B22, M52B (206S3)Vanos	100- 125	1991- 2171	∞ 4PK863 ∞ 5PK865 ∞ 6PK1538	AC, 09/2002↔ AC, ↔08/2002 ALT
	01/96-09/00	M52B (206S3) Vanos, M52B (206S4), M52B20	110	1991	∞ 5PK865 ∞ 5PK906 ∞ 6PK1538 ∞ 6PK1555	AC, 04/1998↔ AC, ↔03/1998 ALT, WP, 10/1998↔ ALT, WP, FAN, PS, ↔09/1998
523 i	11/95-09/00	M52B25 (Vanos), M52B25TU	125	2494	∞ 5PK865 ∞ 5PK906 ∞ 6PK1538 ∞ 6PK1555	AC, 03/1998↔ AC, ↔02/1998 ALT, 09/1998↔ ALT, ↔08/1998
525 d	02/00-05/04	M57256D1, M57D25, M57D25 (256D1)	120	2497	∞ 5PK2060 ∞ 5PK813 ∞ 5PK2060D1 ⊙ VD1027 MS24	ALT, WP, ↔03/2003 AC, ↔03/2003 ↔03/2003, ALT, WP, AC ONLY WITH VD1027
525 i	09/00-05/04	M54256S5, M54B25	141	2494	∞ 4PK863	AC, 09/2002↔
					∞ 5PK865	AC, ↔08/2002





BMW

5 (E39)

525 td, 525 tds	01/96-05/04	M51D25.	85-105	2497-2503	∞	6PK1538	ALT
		M51D25 (Inter.)			∞	4PK780	AC
528 i	11/95-09/00	M52B28, M52B28TU	142	2793	∞	5PK1815	ALT, WP, FOR ALT: 95A
					∞	5PK1850	ALT, WP, FOR ALT: 140A
					∞	5PK1815D1	ALT, FOR ALT: 95A, WP
					⊙	VD1025	
					⊙	MS22	ONLY WITH VD1025
					∞	5PK865	AC, 03/1998⇌
528 i	11/95-09/00	M52B28, M52B28TU	142	2793	∞	5PK906	AC, ⇌02/1998
					∞	6PK1538	ALT, 09/1998⇌
					∞	6PK1555	ALT, ⇌08/1998
530 d	08/98-05/04	M57D30	135-	2926	∞	5PK2060	ALT, WP, ⇌03/2003
			142		∞	5PK813	AC, ⇌03/2003
530 i	09/00-05/04	M54306S3, M54B30	170	2979	∞	5PK2060D1	⇌03/2003, ALT, WP, AC
					⊙	VD1027	
					⊙	MS24	ONLY WITH VD1027
530 i	09/00-05/04	M54306S3, M54B30	170	2979	∞	4PK863	AC, 09/2002⇌
					∞	5PK865	AC, ⇌08/2002
535 i	04/99-06/03	M62B (358S2), M62B35TU	180	3498	∞	6PK1538	ALT
					∞	5PK1005	AC
					∞	7PK1635	ALT
535 i	04/96-03/99	M62B (358S1), M62B35	173	3498	∞	5PK1005	AC
					∞	7PK1629	ALT, ⇌08/1998
540 i	04/96-05/04	M62B44, M62448S2, M62B44TU	210	4398	∞	7PK1635	ALT, 09/1998⇌
					∞	5PK1005	AC
M 4.9	10/98-06/03	S38B49, S62B50	294	4941	∞	7PK1629	ALT, ⇌09/1998
					∞	5PK980	AC
					∞	7PK1629	ALT, WP

5 (E60, E61)

520 d	07/05-	N47D20A,	110-	1995	∞	4PK860 ELAST	AC, MTR-CODE: M47
		N47D20C, M47D20 (204D4)	130		∞	6DPK1817	ALT, (AC), MTR-CODE: N47, ALT, MTR-CODE: N47
520 i	07/03-03/10	M54B22, M54226S1	125	2171	∞	6PK2080	ALT, MTR-CODE: M47
					∞	VD1028	(E61)
					∞	VD1028	(E61 Facelift), MTR-CODE: M47N
					∞	VD1071	(E61 Facelift), MTR-CODE: N47
520 i	09/07-03/10	N43B20A	125	1995	⊙	MS21	ONLY WITH VD1028
					∞	4PK845	AC
					∞	6PK1538	ALT
523 i	09/07-	N43B20A	125	1995	∞	4PK845	AC
					∞	6PK1538	ALT
					⊙	AP9008	ALT, (Bosch), OE-NO 1231 7 533 268, 1231 7 532 964, FOR ALT: 110A, MTR-CODE: N46B20B
523 i	07/05-	N52B25A, N52B25	130-	2497	∞	7PK1915	ALT, AC
			140		∞	6PK1990	ALT, PS, AC
525 d	06/04-	M57N256D4, M57D25TU	120-	2497	⊙	AP9005	ALT, (Bosch), FOR ALT: 150A, OE-NO 1231 7 550 967, 1231 7 551 254, 1231 7 543 083, 1231 7 542 529, FOR ALT: 180A, OE-NO 1231 7 551 256, 1231 7 555 926
			130		⊙	AP9021	ALT, (Valeo), FOR ALT: 180A, OE-NO 1231 7 525 376, 1231 7 521 178
			12/04-03/10		M57256D1, M57306D3, M57D25 (256D1)	145	2497
					∞	4PK863	AC, ⇌09/2004, OE-NO 1128 7512762
					∞	4PK867 ELAST	AC, 10/2004⇌, OE-NO 6455 7809801
					∞	6PK2080	ALT, (LC)
					∞	6PK2160	ALT, (LC)
					⊙	VD1105	
					∞	4PK850 ELAST	AC, OE-NO 6455 7793608
					∞	4PK867 ELAST	AC, 09/2004⇌, OE-NO 6455 7809801
					∞	6PK2080	ALT, (LC)
					∞	6PK2160	ALT, (LC)





BMW

5 (E60, E61)

↔					⊙	VD1105	
525 d xDrive	09/08-	M57D30 (306D3)	145	2993	∞	4PK867 ELAST	AC
					∞	6PK2080	ALT
					⊙	VD1105	
525 d, 525 xd	01/07-	M57306D3	145	2993	∞	4PK850 ELAST	AC, OE-NO 6455 7793608
					∞	4PK867 ELAST	AC, 09/2004↔, OE-NO 6455 7809801
					∞	6PK2080	ALT, (LC)
					∞	6PK2160	ALT, (LC)
					⊙	VD1105	
525 i	09/03-	M54256S5, M54B25	141	2494	∞	4PK845	AC
					∞	6PK1538	ALT, (LC)
					∞	6PK1560	ALT, (LC)
	07/05-	N52B25A, N52B25	160	2497	∞	6PK1990	ALT, PS, AC
					⊙	AP9005	ALT, (Bosch), FOR ALT: 150A, OE-NO 1231 7 550 967, 1231 7 551 254, 1231 7 543 083, 1231 7 542 529, FOR ALT: 180A, OE-NO 1231 7 551 256, 1231 7 555 926
					⊙	AP9021	ALT, (Valeo), FOR ALT: 180A, OE-NO 1231 7 525 376, 1231 7 521 178
	01/07-	N53B30A, N53B30	160	2996	∞	6PK1990	ALT
					⊙	AP9005	ALT, (Bosch), FOR ALT: 150A, OE-NO 1231 7 550 967, 1231 7 551 254, FOR ALT: 180A, OE-NO 1231 7 551 256, 1231 7 555 926
525 i xDrive	09/08-	N53B30A	160	2996	⊙	AP9005	ALT, (Bosch), FOR ALT: 150A, OE-NO 1231 7 551 254, 1231 7 550 967, FOR ALT: 180A, OE-NO 1231 7 555 926, 1231 7 551 256
525 i xDrive, 525 xi	01/07-	N53B30A	160	2996	∞	6PK1990	ALT
					⊙	AP9005	ALT, (Bosch), FOR ALT: 150A, OE-NO 1231 7 551 254, 1231 7 550 967, FOR ALT: 180A, OE-NO 1231 7 555 926, 1231 7 551 256
525 xi	07/05-	N52B25A	160	2497	∞	6PK1990	ALT, PS, AC
					⊙	AP9005	ALT, (Bosch), FOR ALT: 150A, OE-NO 1231 7 550 967, 1231 7 551 254, 1231 7 543 083, 1231 7 542 529, FOR ALT: 180A, OE-NO 1231 7 551 256, 1231 7 555 926
					⊙	AP9021	ALT, (Valeo), FOR ALT: 180A, OE-NO 1231 7 525 376, 1231 7 521 178
530 d	07/03-	N57306D2, M57306D3	160- 173	2993	∞	4PK850 ELAST	AC, OE-NO 6455 7793608
					∞	4PK867 ELAST	AC, OE-NO 6455 7809801
					∞	6PK2080	ALT, (LC)
					∞	6PK2160	ALT, (LC)
					⊙	VD1105	
530 d xDrive	09/08-	M57N2306D3	173	2993	∞	4PK867 ELAST	AC
					∞	6PK2080	ALT
					⊙	VD1105	
530 i	07/03-	M54306S3, M54B30	170	2979	∞	4PK845	AC
					∞	6PK1538	ALT, (LC)
					∞	6PK1560	ALT, (LC)
	07/05-	N52B30A, N52B30	190	2996	∞	6PK1990	ALT, PS, AC
					⊙	AP9005	ALT, (Bosch), FOR ALT: 150A, OE-NO 1231 7 550 967, 1231 7 551 254, 1231 7 543 083, 1231 7 542 529, FOR ALT: 180A, OE-NO 1231 7 551 256, 1231 7 555 926
					⊙	AP9021	ALT, (Valeo), FOR ALT: 180A, OE-NO 1231 7 525 376, 1231 7521 178
	01/07-	N53B30A, N53B30	200	2996	∞	6PK1990	ALT
					⊙	AP9005	ALT, (Bosch), FOR ALT: 150A, OE-NO 1231 7 550 967, 1231 7 551 254, FOR ALT: 180A, OE-NO 1231 7 551 256, 1231 7 555 926
					⊙	AP9021	ALT, (Valeo), FOR ALT: 180A, OE-NO 1231 7 525 376, 1231 7 521 178





BMW

5 (E60, E61)

530 i xDrive	09/08-	N53B30A	200	2996		AP9005	ALT, (Bosch), FOR ALT: 150A, OE-NO 1231 7 551 254, 1231 7 550 967, FOR ALT: 180A, OE-NO 1231 7 555 926, 1231 7 551 256
530 xd	07/05-	M57306D3	170-173	2993	 	4PK850 ELAST 4PK867 ELAST 6PK2080 VD1105	AC, OE-NO 6455 7793608 AC, OE-NO 6455 7809801 ALT
530 xi	07/05-03/10	N52B30A	190	2996	 	6PK1990 AP9005	ALT, PS, AC ALT, (Bosch), FOR ALT: 150A, OE-NO 1231 7 551 254, 1231 7 550 967, FOR ALT: 180A, OE-NO 1231 7 555 926, 1231 7 551 256
	07/05-	N53B30A	190-200	2996	 	6PK1990 AP9005 AP9021	ALT ALT, (Bosch), FOR ALT: 150A, OE-NO 1231 7 551 254, 1231 7 550 967, FOR ALT: 180A, OE-NO 1231 7 555 926, 1231 7 551 256 ALT, (Valeo), FOR ALT: 180A, OE-NO 1231 7 525 376, 1231 7 521 178
535 d	09/04-	M57306D4, M57N306D5	200-210	2993	 	4PK850 ELAST 4PK860 ELAST 6PK2080 6PK2160 VD1105	AC, OE-NO 6455 7793608 AC, OE-NO 6455 7792851 ALT, (LC) ALT, (LC)
540 i	07/05-03/10	N62B40A	225	4000	 	4PK844 ELAST 6PK1548	AC ALT, WP
545 i	09/03-	N62B44	245	4398	 	4PK844 ELAST 6PK1548	AC ALT
550 i	07/05-	N62B48A, N62B48B	270	4799	 	4PK844 ELAST 6PK1548	AC ALT, WP
M	09/04-	S85B50A	373	4999		6PK1084	AC
						6PK1432	ALT

5 (F07)							
535 i, 535 i xDrive	10/09-	N55B30A	225	2979		8PK1478	ALT

5 (F10)							
520 d	03/10-	N47D20C	135	1995		6PK1698	ALT
520 i	09/11-	N20B20A	120-135	1997		6PK1005	ALT
523 i	03/10-	N53B30A	150	2996		8PK1786	ALT
525 d	03/10-	N57D30A	150	2993		7DPK1697	ALT
						7DPK1884	ALT, (DYNAMIC DRIVE)
528 i	03/10-	N53B30A	190	2996		8PK1786	ALT
528 i, 528 i xDrive	09/11-	N20B20A	180	1997		6PK1005	ALT
530 d	03/10-	N57D30A	180	2993		7DPK1697	ALT
						7DPK1884	ALT, (DYNAMIC DRIVE)
530 i	09/11-	N53B30A	200	2996		8PK1786	ALT
535 d	09/10-	N57SD30B	220	2993		7DPK1697	ALT
						7DPK1884	ALT, (DYNAMIC DRIVE)
535 i, 535 i xDrive	03/10-	N55B30A	225	2979	 	8PK1390 8PK1478	ALT ALT, (DYNAMIC DRIVE)

5 (F11)							
520 d	09/10-	N47D20C	135	1995		6PK1698	ALT
520 i	09/11-	N20B20A	135	1997		6PK1005	ALT
523 i	09/10-	N53B30A	150	2996		8PK1786	ALT
525 d	09/10-	N57D30A	150	2993		7DPK1697	ALT
528 i	09/10-	N53B30A	190	2996		8PK1786	ALT
528 i, 528 i xDrive	09/11-	N20B20A	180	1997		6PK1005	ALT
530 d	09/10-	N57D30A	180	2993		7DPK1697	ALT
						7DPK1884	ALT, (DYNAMIC DRIVE)
535 d	09/10-	N57SD30B	220	2993	 	7DPK1697 7DPK1884	ALT ALT, (DYNAMIC DRIVE)





BMW						
5 (F11)						
↔ 535 i, 535 i xDrive	09/10-	N55B30A	225	2979	∞ ∞	8PK1390 8PK1478 ALT ALT, (DYNAMIC DRIVE)
6 (E24)						
628 CSi	09/79-08/87	M30B28	135	2788	∞ ∞ ∞ ∞	AVX10X888 AVX10X900 AVX13X1055 AVX13X800 PS, 09/1984↔, ↔08/1987 PS, 01/1983↔, ↔09/1984 ALT, WP, FAN AC
633 CSi	09/78-08/84	M30B32	145	3210	∞ ∞ ∞	AVX10X900 AVX13X1055 AVX13X800 PS ALT, WP, FAN AC
635 CSi	06/78-09/90	M30B35, M30B35 (Motronic,8:1,Kat.), M30B35 (Motronic,9.3:1), M30B35 (L-Jetronic,10:1), M30B35 (Motronic,10:1)	136- 160	3453	∞ ∞ ∞ ∞	AVX10X888 AVX10X900 AVX13X1055 AVX13X800 PS, 05/1985↔ PS, ↔05/1985 ALT, WP, FAN AC
M 635 CSi	03/84-05/89	S38B35, S38B35 (Kat)	191- 211	3453	∞ ∞ ∞ ∞	AVX10X888 AVX10X900 AVX13X1055 AVX13X800 PS, 09/1984↔ PS, ↔09/1984 ALT, WP, FAN AC
6 (E63, E64)						
630 i	09/04-	N52B30A, N52B30	190	2996	∞ ⊙ ⊙	6PK1990 AP9005 AP9021 ALT, PS, AC ALT, (Bosch), FOR ALT: 150A, OE-NO 1231 7 550 967, 1231 7 551 254, 1231 7 543 083, 1231 7 542 529, FOR ALT: 180A, OE-NO 1231 7 551 256, 1231 7 555 926 ALT, (Valeo), FOR ALT: 180A, OE-NO 1231 7 525 376, 1231 7 521 178
	07/07-	N53B30	200	2996	∞ ⊙ ⊙	6PK1990 AP9005 AP9021 ALT ALT, (Bosch), FOR ALT: 150A, OE-NO 1231 7 550 967, 1231 7 551 254, FOR ALT: 180A, OE-NO 1231 7 551 256, 1231 7 555 926 ALT, (Valeo), FOR ALT: 180A, OE-NO 1231 7 525 376, 1231 7 521 178
635 d	07/07-	N57N306D5	210	2993	∞ ∞ ∞ ⊙	4PK860 ELAST 6PK2080 6PK2160 VD1105 AC ALT, (LC) ALT, (LC)
645 Ci	01/04-	N62B44, N62B44A	245	4398	∞ ∞	4PK844 ELAST 6PK1548 AC ALT
650 i	07/05-	N62B48B	270	4799	∞ ∞	4PK844 ELAST 6PK1548 AC ALT, WP
M	09/05-	S85B50A	373	4999	∞ ∞	6PK1084 6PK1432 AC ALT
6 (F12)						
640 i	03/11-	N55B30A	235	2979	∞ ∞	8PK1390 8PK1478 ALT ALT, (DYNAMIC DRIVE)
6 (F13)						
640 i	11/10-	N55B30A	235	2979	∞ ∞	8PK1390 8PK1478 ALT ALT, (DYNAMIC DRIVE)
7 (E23)						
728 i	07/78-08/86	M30B28	135	2788	∞ ∞ ∞	AVX10X913 AVX13X1055 AVX13X800 PS ALT, WP, FAN AC
735 i	01/85-08/86	M30B35 (Motronic), M30B35 (Motronic,8:1,Kat)	136- 141	3430	∞ ∞ ∞	AVX10X913 AVX13X1055 AVX13X800 PS ALT, WP, FAN AC
	09/79-08/86	M30B35	160	3453	∞	AVX10X900 PS, ↔05/1980





BMW

7 (E23)



		(Motronic,9.3:1), M30B35 (Motronic,10:1)			∞ AVX10X913 ∞ AVX13X1055 ∞ AVX13X800	PS, 05/1980⇒ ALT, WP, FAN AC
745 i	04/80-04/83	M30B32 (Turbo)	185	3210	∞ AVX10X900 ∞ AVX10X913 ∞ AVX13X1055 ∞ AVX13X800	PS, ⇒05/1980 PS, 05/1980⇒ ALT, WP, FAN AC
	05/83-08/86	M30B35	185	3430	∞ AVX13X1055 ∞ AVX13X800	ALT, WP, FAN AC

7 (E32)

730 i,iL	12/86-09/94	M30B30	138- 145	2986	∞ AVX10X865 ∞ AVX13X1040 ∞ AVX13X1055 ∞ AVX13X835 ∞ AVX13X855	PS ALT, WP, FAN, 09/1989⇒ ALT, WP, FAN, ⇒09/1989 AC, 02/1987⇒ AC, ⇒02/1987
730 i,iL V8	04/92-09/94	M60B30	160	2997	∞ 5PK980 ∞ 7PK1605	AC ALT, WP
735 i,iL	09/86-09/92	M30B35	155	3430	∞ AVX10X865 ∞ AVX13X1040 ∞ AVX13X1055 ∞ AVX13X825 ∞ AVX13X855	PS ALT, WP, FAN, 09/1989⇒ ALT, WP, FAN, ⇒08/1989 AC, 02/1987⇒ AC, ⇒02/1987
	09/86-12/87	M30B35 (Motronic,9.2:1)	162	3430	∞ AVX10X865 ∞ AVX13X1055 ∞ AVX13X825 ∞ AVX13X855	PS ALT, WP, FAN, ⇒08/1989 AC, 02/1987⇒ AC, ⇒02/1987
740 i,iL V8	04/92-09/94	M60B40	210	3982	∞ 5PK980 ∞ 7PK1605	AC ALT, WP
750 i,iL V12	09/87-09/94	M70B50	220	4988	∞ 5PK1155 ∞ 5PK1165 ∞ 6PK1080	AC, JAPAN AC ALT

7 (E38)

725 tds	04/96-11/01	M51D25 (Inter)	105	2503	∞ 4PK780 ∞ 5PK1850 ⊕ VD1025 🔋 MS22	AC ALT, WP, FOR ALT: 140A (MANL) ONLY WITH VD1025
728 i,iL	08/95-11/01	M52B28, M52B28TU	142	2793	∞ 5PK865 ∞ 5PK890 ∞ 5PK900 ∞ 6PK1555	AC, 04/1998⇒ AC, ⇒02/1996 AC, 02/1996⇒, ⇒03/1998 ALT
730 d	08/98-11/01	M57D30, M57306D1, M57D30 (306D1)	135- 142	2926	∞ 5PK2060 ∞ 5PK813	ALT AC
730 i,iL	10/94-11/01	M60B30	155- 160	2997	∞ 5PK975 ∞ 7PK1605	AC ALT, WP
735 i,iL	01/96-11/01	M62B (358S1), M62B35	173	3498	∞ 5PK1005 ∞ 7PK1629 ∞ 7PK1635	AC ALT, 08/1997⇒, ⇒09/1998 ALT, 09/1998⇒
740 d	05/99-11/01	M67D39	180	3901	∞ 5PK1120 ∞ 7PK1453	AC ALT, PS
740 i,iL	10/94-11/01	M60B40	210	3982	∞ 5PK975 ∞ 7PK1605	AC ALT
	01/96-11/01	M62B44, M62448S2, M62B44TU	210	4398	∞ 5PK1005 ∞ 7PK1629 ∞ 7PK1635	AC ALT, 08/1997⇒, ⇒09/1998 ALT, 09/1998⇒
750 i,iL	12/94-11/01	M73B54	240	5379	∞ 6PK1180 ∞ 6PK1190 ∞ 7PK1035 ∞ 7PK1040	WP, AC, ⇒09/1998, MTR-CODE: M73 WP, AC, 10/1998⇒, MTR-CODE: M73N ALT, ⇒09/1998, MTR-CODE: M73 ALT, 10/1998⇒, MTR-CODE: M73N





BMW						
7 (E65, E66)						
↔ 3.0 730 i, Li	03/05-	N52B30A	184	2996	⊙ AP9005 ⊙ AP9021	ALT, (Bosch), FOR ALT: 155A, OE-NO 1231 4 487 081, 1231 7 542 529, 1231 70 543 083 ALT, (Valeo), FOR ALT: 180A, OE-NO 1231 7 525 376, 1231 7 521 178, MTR-CODE: N52 B30
730 d	10/02-	M57N2306D2	160	2993	∞ 4PK850 ELAST ∞ 4PK863 ∞ 4PK885 ∞ 6PK2080 ∞ 6PK2080 ∞ 6PK2160 ∞ 6PK2160 ⊙ VD1105	MTR-CODE: M57N2, AC AC, MTR-CODE: M57N, 10/2003↔ AC, MTR-CODE: M57N, ↔09/2003 ALT, MTR-CODE: M57N, (-LC) ALT, MTR-CODE: M57N2 ALT, MTR-CODE: M57N, (LC) ALT, MTR-CODE: M57N2, (ADAPTIVE DRIVE)
730 i, Li	03/03-	M54306S3, M54B30	170	2979	∞ 4PK845 ∞ 6PK1538 ∞ 6PK1560	AC ALT, (LC) ALT, (LC)
	03/05-	N52B30A, N52B30	190	2996	∞ 6PK1990 ⊙ AP9005 ⊙ AP9021	ALT ALT, (Bosch), FOR ALT: 155A, OE-NO 1231 4 487 081, 1231 7 542 529, 1231 7 543 083 ALT, (Valeo), FOR ALT: 180A, OE-NO 1231 7 525 376, 1231 7 521 178
730 Ld	07/05-	M57306D3, N57N306D2	170	2993	∞ 4PK850 ELAST ∞ 6PK2080 ∞ 6PK2160 ⊙ VD1105	AC ALT, (LC) ALT, (LC)
735 i, Li	11/01-	N62B36	200	3600	∞ 4PK844 ELAST ∞ 6PK1555	AC ALT
740 d	10/02-	N67398D1	190	3901	∞ 5PK915 ∞ 7PK1760	AC ALT, WP
740 i, Li	07/05-	N62B40A	225	4000	∞ 4PK844 ELAST ∞ 6PK1548	AC ALT
745 d	07/05-	N67N448D2	242	4423	∞ 4PK915 ∞ 7PK1760	AC ALT, WP
	03/05-08/05	N67N448D1	220	4423	∞ 7PK1760	ALT
745 i, Li	11/01-	N62B44, N62B44A	245	4398	∞ 4PK844 ELAST ∞ 4PK860 ∞ 6PK1548 ∞ 6PK1555	AC, 10/2003↔ AC, ↔09/2003 ALT, WP, 10/2003↔ ALT, WP, ↔09/2003
750 i, Li	07/05-	N62B48B	270	4799	∞ 4PK844 ELAST ∞ 6PK1548	AC ALT
760 i, Li	01/03-	N73B60	327	5972	∞ 4PK845 ∞ 6PK1548	AC ALT
7 (F01, F02, F03, F04)						
730 d	10/08-	N57D30A	180	2993	∞ 7DPK1884	ALT, (AC)
740 d	09/09-	N57SD30B	225	2993	∞ 7DPK1884	ALT
740 i	10/08-	N54B30A	240	2979	∞ 8DPK1827	ALT
750 i xDrive	09/09-	N63B44A	300	4395	∞ 7PK1642	ALT
760 i	09/09-	N74B60A	400	5972	∞ 4PK830	AC
					∞ 7PK1623	ALT
8 (E31)						
840 Ci	01/96-12/99	M62B44, M62B44TU	210	4398	∞ 5PK975	AC
					∞ 7PK1629	ALT
840 i	02/93-02/96	M60B40	210	3982	∞ 5PK975	AC
					∞ 7PK1605	ALT
850 Ci	09/94-12/99	M73B54	240	5379	∞ 6PK1180	AC, JAPAN
					∞ 6PK1180	AC, AUSTRALIA
					∞ 6PK1180	AC, TROPICAL COUNTRIES
					∞ 6PK1195	AC
850 CSI	04/93-12/96	M70B56	280	5576	∞ 7PK1035	ALT
					∞ 3PK590	2.ALT
					∞ 5PK1155 ∞ 5PK1165	AC, JAPAN AC





ContiTech



BMW

8 (E31)

850 i,Ci	04/90-10/94	M70B50	220	4988	∞	6PK1080	ALT
					∞	5PK1155	AC, JAPAN
					∞	5PK1165	AC
					∞	6PK1080	ALT

M1

3.5	05/79-05/83	M88B35	204	3453	∞	AVX13X1050	AC
-----	-------------	--------	-----	------	---	-------------------	----

X1 (E84)

sDrive 18 d	10/09-	N47D20C	105	1995	∞	6DPK1817	
					⊙	VD1071	
sDrive 18 i	01/10-	N46B20B	110	1995	⊙	AP9005	ALT, (Bosch), FOR ALT: 150A, OE-NO 1231 7 532 965, 1231 7 532 966, 1231 7 532 969, 1231 7 533 270
					⊙	AP9008	ALT, (Bosch), FOR ALT: 110A, OE-NO 1231 7 533 268, 1231 7 532 964
sDrive 20 d	10/09-	N47D20C	130	1995	∞	6DPK1817	ALT
					⊙	VD1071	
sDrive 20 i	09/11-	N20B20A	135	1997	∞	6PK1005	ALT
xDrive 18 d, xDrive 20 d	10/09-	N47D20C	105- 130	1995	∞	6DPK1817	ALT
					⊙	VD1071	
xDrive 20 i, xDrive 28 i	04/11-	N20B20A	135- 180	1997	∞	6PK1005	ALT
xDrive 25 i, xDrive 28 i	10/09-	N52B30A	160- 190	2996	⊙	AP9005	ALT, (Bosch), FOR ALT: 150A, OE-NO 1231 7 551 254, 1231 7 550 967, FOR ALT: 180A, OE-NO 1231 7 555 926, 1231 7 551 256

X3 (E83)

2.0 d	10/04-	M47N204D4	110	1995	∞	4PK917 ELAST	AC
					∞	6PK2080	ALT, WP
					⊙	6PK2080D2	ALT, WP, AC
					⊙	VD1028	
					📏	MS21	ONLY WITH VD1028
	09/07-	N47D20A	130	1995	∞	6DPK1817	ALT
					⊙	VD1071	
2.0 i	07/05-	N46B20A, N46B20	110	1995	∞	6PK1870	ALT
					⊙	AP9005	ALT, (Bosch), FOR ALT: 150A, OE-NO 1231 7 532 965, 1231 7 532 966, 1231 7 532 969, 1231 7 533 270, 1231 7 521 384
2.5 i	01/04-	M54256S5, M54B25	141	2494	∞	4PK863	AC
					∞	6PK1538	ALT, WP
2.5 si	09/06-	N52B25A	160	2497	∞	6PK1990	ALT, PS, AC
					⊙	AP9005	ALT, (Bosch), FOR ALT: 150A, OE-NO 1231 7 550 967, 1231 7 551 254, FOR ALT: 180A, OE-NO 1231 7 551 256, 1231 7 555 926
3.0 d	01/04-	M57N2306D2	150	2993	∞	4PK867 ELAST	MTR-CODE: M57N, AC, 10/2004↔
						∞	4PK885
					∞	6PK2065	ALT, WP
					⊙	VD1105	
			160	2993	∞	4PK860 ELAST	MTR-CODE: M57N, AC, 09/2004↔
					∞	4PK860 ELAST	AC, MTR-CODE: M57N2
					∞	6PK2065	MTR-CODE: M57N, M57N2, ALT
					⊙	VD1105	
3.0 i	01/04-	M54306S3, M54B30	170	2979	∞	4PK863	AC
					∞	6PK1538	ALT, WP
3.0 sd	09/06-	M57306D5	210	2993	∞	4PK860 ELAST	AC, OE-NO 6455 7792851
					∞	4PK867 ELAST	AC, OE-NO 6455 7809801
					∞	6PK2065	ALT
					⊙	VD1105	
3.0 si	09/06-	N52B30A	200	2996	∞	6PK1990	ALT, PS, AC
					⊙	AP9005	ALT, (Bosch), FOR ALT: 150A, OE-NO 1231 7 550 967, 1231 7 551 254, FOR ALT: 180A, OE-NO 1231 7 551 256, 1231 7 555 926
xDrive 18 d, xDrive 20 d	09/08-	N47D20C	105-	1995	∞	6DPK1817	ALT





BMW

BMW						
X3 (E83)						
			130			VD1071
xDrive 25 i	09/08-	N52B25A	160	2497		AP9005 ALT, (Bosch), FOR ALT: 150A, OE-NO 1231 7 551 254, 1231 7 550 967, FOR ALT: 180A, OE-NO 1231 7 555 926, 1231 7 551 256
xDrive 30 d, xDrive 35 d	09/08-	M57N2306D3, N57N306D5	160-210	2993		4PK860 ELAST AC
						6PK2065 ALT
						VD1105
xDrive 30 i	09/08-	N52B30A	200	2996		AP9005 ALT, (Bosch), FOR ALT: 150A, OE-NO 1231 7 551 254, 1231 7 550 967, FOR ALT: 180A, OE-NO 1231 7 555 926, 1231 7 551 256
X3 (F25)						
xDrive 20 d	09/10-	N47D20C	135	1995		6PK1698 ALT
xDrive 20 i	09/11-	N20B20A	135	1997		6PK1005 ALT
xDrive 28 i	04/11-	N52B30A	190	2996		8PK1786 ALT
xDrive 35 i	09/10-	N55B30A	225	2979		8PK1390 ALT
X5 (E53)						
3.0 d	05/01-	M57306D1, M57D30 (306D1)	135	2925		5PK2020 ALT, WP, (AUTOM)
						5PK2060 ALT, WP, (MANL)
						5PK813 AC
						5PK2060D1 ALT, WP, AC, (MANL)
						VD1027
						MS24 ONLY WITH VD1027
	12/03-	M57N306D4	160	2993		4PK860 ELAST AC, 10/2004⇨
						4PK885 AC, ⇨09/2004
						6PK2080 ALT
						VD1105
3.0 i	05/00-	M54306S3, M54B30	163-170	2979		4PK863 AC, 10/2002⇨
						5PK865 AC, ⇨09/2002
						6PK1538 ALT
4.4 i	05/00-	M62B44, M62B44TU	210	4398		5PK1025 AC
						7PK1635 ALT, WP
	12/03-	N62B44, N62B44A	235	4398		4PK860 AC
						6PK1548
4.6 is	02/02-	M67468S1, M62B46	255	4619		5PK1025 AC
						7PK1623 ALT, WP
4.8 is	04/04-	N62B48A	265	4799		4PK860 AC
						6PK1548 ALT, WP
X5 (E70)						
3.0 d, 3.0 sd	02/07-09/08	M57306D3, M57D30 (306D3), M57N2306D3, M57N306D5	155-173	2993		4PK867 ELAST AC
						6PK1893 ALT
						VD1105
3.0 si	02/07-09/08	N52B30A, N52B30	200	2996		4PK819 ELAST AC, (ADAPTIVE DRIVE)
						6PK1990 ALT, (AC)
						7PK1370 ALT, (ADAPTIVE DRIVE)
						AP9005 ALT, (Bosch), FOR ALT: 150A, OE-NO 1231 7 550 967, 1231 7 551 254, FOR ALT: 180A, OE-NO 1231 7 551 256, 1231 7 555 926
4.8 i	02/07-09/08	N62B48B	261	4799		4PK885 ELAST AC
						7PK1666 ALT
xDrive 30 d, xDrive 35 d	09/08-	N57D30A, M57N306D5	173-210	2993		4PK867 ELAST AC
						6PK1893 ALT
						VD1105
xDrive 30 i	09/08-03/10	N52B30A	200	2996		AP9005 ALT, (Bosch), FOR ALT: 180A, OE-NO 1231 7 551 256, 1231 7 551 256
xDrive 35 i	09/10-	N55B30A	225	2979		8PK1478 ALT
X6 (E71, E72)						
30 d	05/08-	M57N2306D3	173	2993		4PK867 ELAST AC
						6PK1893 ALT
						VD1105
35 d	05/08-	N57N306D5	210	2993		4PK867 ELAST AC





ContiTech



BMW

X6 (E71, E72)

						6PK1893 VD1105	ALT
35 i	05/08-	N54B30A	225	2979		8DPK1827	ALT, ⇨01/2011
50 i	05/08-	N63B44A	300	4395		7PK1642	ALT
xDrive 30 d, xDrive 35 d	09/08-	N57D30A, N57N306D5	173- 210	2993		4PK867 ELAST 6PK1893 VD1105	AC ALT
xDrive 35 i	09/08-	N54B30A, N55B30A	225	2979		8DPK1827	ALT, ⇨01/2011

Z1

2.5	06/88-06/91	M20B25	125	2494	 	AVX10X900 AVX10X965 AVX13X800 CT520 CT520K1	PS ALT, WP, FAN AC CA, 11/1988⇨ CA, 11/1988⇨
-----	-------------	--------	-----	------	------------------	--	--

Z3 (E36)

1.8	10/95-10/98	M43B18	85	1796	 	4PK890 6PK1733	AC ALT, PS
1.9	07/98-01/03	M43B19, M43194E1, M43B19TU	87	1895	 	4PK890 6PK1733	AC ALT
	01/99-01/03	M43194E1	85	1895		6PK1733	ALT, WP
	10/95-03/99	M44B19	103	1895	 	4PK890 6PK1733	AC ALT, PS
2.0	04/99-01/03	M52B (206S4), M52B20	110	1991	 	5PK906 6PK1538	AC ALT, PS
2.2	08/00-01/03	M54B22, M54226S1	125	2171	 	5PK865 6PK1538	AC ALT
2.8	04/97-06/00	M52B28, M52B28TU	141	2793	 	5PK906 6PK1538 6PK1555	AC ALT, WP, 09/1998⇨ ALT, WP, ⇨09/1998
3.0	06/00-06/03	M54306S3, M54B30	170	2979	 	5PK865 6PK1538	AC ALT, WP
M	06/01-06/03	S54326S4, S54B32	239	3246	 	5PK830 6PK1460	AC ALT, WP
	08/00-06/03	S50326S4	252	3201	 	5PK1125 5PK785 6PK1515	AIRP, (AC) AIRP, (-AC) ALT
	02/98-06/01	S50B32	236	3201	 	5PK1125 5PK785 6PK1515	AIRP, (AC) AIRP, (-AC) ALT, WP
M 3.2	06/01-01/03	S54B32 (326S4), S54B32	239	3246	 	5PK830 6PK1460	AC ALT, WP
	04/00-04/01	S50326S4	252	3201	 	5PK1125 5PK785 6PK1515	AIRP, (AC) AIRP, (-AC) ALT
	03/97-06/01	S50B32	236	3201	 	5PK1125 5PK785 6PK1515	AIRP, (AC) AIRP, (-AC) ALT, WP

Z4 (E85)

2.0 i	04/05-	N46B20A, N46B20	110	1995	 	6PK1635 6PK1870 AP9005 AP9008 AP9021	ALT, WP, (-AC) ALT, WP, AC ALT, (Bosch), FOR ALT: 150A, OE-NO 1231 7 532 965, 1231 7 532 966, 1231 7 532 969, 1231 7 533 270 ALT, (Bosch), OE-NO 1231 7 533 268, 1231 7 532 964, FOR ALT: 110A ALT, (Valeo), FOR ALT: 110A, OE-NO 1231 7 532 965, 1231 7 533 269
2.2 i	10/03-	M54B22, M54226S1	125	2171	 	4PK863 6PK1453	AC ALT, WP





BMW							
Z4 (E85)							
↔ 2.5 i	02/03-	M54256S5, M54B25	141	2494	∞	4PK863	AC
					∞	6PK1453	ALT, WP
	01/06-	N52B25A	130- 160	2497	∞	6PK1830	ALT, PS, AC
2.5 i, 2.5 si					☉	AP9005	ALT, (Bosch), FOR ALT: 150A, OE-NO 1231 7 550 967, 1231 7 551 254, 1231 7 543 083, 1231 7 542 529, FOR ALT: 180A, OE-NO 1231 7 551 256, 1231 7 555 926
3.0 i	02/03-	M54306S3, M54B30	170	2979	∞	4PK863	AC
					∞	6PK1453	ALT, WP
Z4 (E86)							
3.0 si	03/06-	N52B30A, N52B30	195	2996	∞	6PK1830	ALT, PS, AC
					☉	AP9005	ALT, (Bosch), FOR ALT: 150A, OE-NO 1231 7 550 967, 1231 7 551 254, 1231 7 543 083, 1231 7 542 529, FOR ALT: 180A, OE-NO 1231 7 551 256, 1231 7 555 926
M	03/06-	S54326S4, S54B32	252	3246	∞	5PK830	AC
					∞	6PK1460	ALT, WP
Z4 (E89)							
sDrive 20 i, sDrive 28 i	09/11-	N20B20A	135- 180	1997	∞	6PK1005	ALT
sDrive 23 i	05/09-	N52B25A	150	2497	∞	6PK1830	ALT
sDrive 30 i	05/09-	N52B30A	190	2996	∞	6PK1830	ALT
sDrive 35 i	05/09-	N54B30A	225	2979	∞	7PK1473	ALT
Z8 (E52)							
4.9	06/00-06/03	S38B49, S62B50	294	4941	∞	5PK980	AC
					∞	7PK1440	ALT, WP

BUICK							
PARK AVENUE							
3.8	01/91-10/96	L27	127	3791	∞	6PK1830	TURBOC, ↔12/1998
					∞	6PK2370	ALT, ↔12/1998
3.8 Ultra	10/90-09/96	L67	168	3791	∞	6PK2370	ALT

CADILLAC							
BLS / BLS Wagon							
1.9 D	04/06-	Z19DTH	110	1910	∞	6PK1400	ALT
					∞	6PK1413	ALT
					▲▲▲	CT1105	CA
2.8 T	04/06-	B284L	188	2792	∞	6PK2120	ALT

CHEVROLET							
ASTRO							
4.3, 4.3 AWD	10/94-05/05	LB4	142	4296	∞	6PK2215	ALT, (-AC), ↔12/1994
					∞	6PK2433	ALT, (AC), ↔12/1994
					∞	6PK2510	ALT, (AC), 01/1995↔
AVEO							
1.2	03/06-	F12S3, LQ5	53	1150	∞	4PK665	ALT
					∞	4PK836	PS, (-AC)
					∞	4PK950	AC
					▲▲▲	CT1008	CA
					▲▲▲	CT1008K2	CA
	04/08-	B12D1, LMU	62	1206	∞	4PK841	ALT
					∞	4PK962	AC, (PS)
1.4	03/06-	F14D3, L14	69	1399	∞	6PK1873	ALT, (PS), (AC)
					∞	6PK884	ALT, (-PS), (-AC)
					▲▲▲	CT887	CA
					▲▲▲	CT887K1	CA
					▲▲▲	CT887WP2	CA
	01/08-	F14D4	74	1399	∞	4PK643 ELAST	PS
					∞	5PK1450	ALT, (-AC)
					∞	5PK1570	ALT, (AC)
					▲▲▲	CT1077	CA





ContiTech



CHEVROLET

CHEVROLET

AVEO							CT1077K1	CA
							CT1077WP1	CA
AVEO (T250, T255)								
1.4	04/08-	F14D4, A14XER, LDT	74	1399		4PK643 ELAST	PS	
						5PK1450	ALT, (AC)	
						5PK1570	ALT, (AC)	
						CT1077	CA	
						CT1077K1	CA	
						CT1077WP1	CA	
AVEO (T300)								
1.6	03/11-	F16D4	85	1598		4PK643 ELAST	PS	
						6PK1453	ALT, (AC)	
						6PK1555	ALT, (AC)	
						CT1077	CA	
						CT1077K1	CA	
						CT1077WP1	CA	
BERETTA Coupe (1_37)								
3.1 LT	10/92-09/93	LHO	103	3135		6PK1560	ALT, (AC)	
						6PK1795	ALT, (AC), FOR ALT: 105A	
						6PK1805	ALT, (AC), FOR ALT: 100A	
BLAZER								
4.3	09/88-08/94	LB4	115	4300		6PK2433	ALT, (AC)	
4.3, 4.3 AWD, 4.3 V6 AWD	10/94-08/05	L35	142	4296		6PK2215	ALT, (AC)	
						6PK2415	ALT, (AC)	
CAMARO								
3.8, 3.8 V6	10/95-12/02	L36	142- 149	3791		6PK2115	ALT, (AC)	
						6PK2404	ALT, (AC)	
5.0	10/87-09/92	LO3	127	4998		6PK2404	ALT	
CAPTIVA								
2.0 D, 2.0 D 4WD	10/06-	Z20S	93-110	1991		6PK2065	ALT	
						AP9060	ALT, (KDAC), FOR ALT: 120A, OE-NO 96627029, 96866018	
						CT1121	CA	
						CT1121K1	CA	
2.4, 2.4 4WD	06/06-	Z24SED	100- 103	2405		6PK1893	ALT, (AC)	
						CT924	CA	
						CT924K1	CA	
3.2 4WD	06/06-	10HM	169	3195		6PK2404	ALT	
CORVETTE								
5.7	01/97-09/04	LS1	253	5666		4PK1070	AC	
						6PK2040	ALT	
6.0	09/04-	LS2	298	5970		4PK1015	AC	
						6PK2020	ALT	
Z06 7.0	03/06-	LS7	377	7008		4PK1062	AC	
						6PK2020	ALT	
CRUZE								
1.6	05/09-	F16D3, F16D4, LXT, LXV	80-91	1598		4PK643 ELAST	PS	
						6PK1453	ALT, (AC)	
						6PK1555	ALT, (AC)	
						CT1077	CA	
						CT1077K1	CA	
						CT1077WP1	CA	
1.8	05/09-	2H0, F18D4	104	1796		4PK643 ELAST	PS	
						6PK1453	ALT, (AC)	
						6PK1555	ALT, (AC)	
						CT1077	CA	
						CT1077K1	CA	
						CT1077WP1	CA	
2.0 CDI	05/09-	Z20S1	92-110	1991		6PK2094	ALT, (AC), ASIA	
						CT1121	CA	
						CT1121K1	CA	
EPICA (KL1_)								
2.0	06/06-	X20D1	105	1993		6PK1836	ALT	





CHEVROLET						
EPICA (KL1.)						
					CT870	CA
					CT870K1	CA
	01/05-12/06	T20SED, X20XEV	94-98	1998	6PK1893	ALT
					CT870	CA
					CT870K1	CA
2.0 D	01/07-	Z20S	110	1991	6PK2094	ALT, (AC), ASIA
					AP9060	ALT, (KDAC), FOR ALT: 120A, OE-NO 96627029, 96866018
					CT1121	CA
					CT1121K1	CA
2.5	06/06-	LF4	115	2492	6PK1836	ALT
EVANDA						
2.0	03/05-	X20SED	96	1998	6PK1725	ALT, (AC)
					6PK1893	ALT, (AC)
					CT870	CA
					CT870K1	CA
KALOS						
1.2	03/05-	B12S1, F12S3	53	1150	4PK665	ALT, (PS)
					4PK665	AC
					4PK950	ALT, (PS)
					CT1008	CA
					CT1008K2	CA
1.4	03/05-	F14S3	61	1399	6PK1873	ALT
					6PK884	AC
					CT874	CA
					CT874K1	CA
					CT874WP5	CA
1.4 16V	03/05-	F14D3	69	1399	6PK1873	ALT
					CT887	CA
					CT887K1	CA
					CT887WP2	CA
LACETTI						
1.4 16V	03/05-	F14D3	70	1399	6PK1873	ALT
					CT887	CA
					CT887K1	CA
					CT887WP2	CA
1.6	03/05-	F16D3	80	1598	6PK1873	ALT
					CT887	CA
					CT887K1	CA
					CT887WP2	CA
1.8	03/05-	T18SED	90	1799	6PK1725	ALT, (AC)
					6PK1893	ALT, (AC)
					CT870	CA
					CT870K1	CA
	08/05-	F18D3	89	1796	6PK1725	ALT, (AC)
					6PK1893	ALT, (AC)
					CT870	CA, MTR-CODE: T18SED
					CT975	CA, MTR-CODE: F18D3
					CT870K1	CA, MTR-CODE: T18SED
					CT975K3	CA, MTR-CODE: F18D3
2.0 D	01/07-	Z20DM	89	1991	6PK2094	ALT, (AC), ASIA
					AP9060	ALT, (KDAC), FOR ALT: 120A, OE-NO 96627029, 96866018
					CT1121	CA
					CT1121K1	CA
LANOS						
1.5	11/05-	A15SMS	63	1498	AVX13X850	AC
					5PK875	ALT, (PS)
					5PK970	ALT, (PS)
					CT874	CA
					CT874K1	CA

CHEVROLET



ContiTech



CHEVROLET

LUMINA APV

↔ 2.3	12/92-07/96	LD2	101-108	2260	5PK1140	ALT, AC
-------	-------------	-----	---------	------	----------------	---------

MATIZ

0.8	03/05-	F8CV	38	796	3PK670 4PK665 4PK735 4PK910 CT910 CT910K1	ALT, (-PS), (-AC), MTR-CODE: F8CV ALT, (PS), (-AC), MTR-CODE: F8CV ALT, (-PS), (AC), MTR-CODE: F8CV ALT, (PS), (AC), MTR-CODE: F8CV CA CA
0.8 LPG	03/05-	F8CV	38	796	3PK670 4PK735 4PK790 4PK910 CT910 CT910K1	ALT AC, (-PS) PS, (-AC) PS, (AC) CA CA
1.0	03/05-	B10S	47	995	4PK665 4PK950 CT1008 CT1008K2	ALT PS CA CA
1.0, 1.0 LPG	03/05-	B10S1	49	995	4PK665 4PK665 4PK715 4PK954 CT1008 CT1008K2	ALT AC, (-PS) PS, (-AC) PS, (AC) CA CA

NIVA

1.7 4x4	09/02-		59-61	1690	5PK1885	ALT
---------	--------	--	-------	------	----------------	-----

NUBIRA

1.4	01/05-	F14D3	69	1399	6PK1873 CT887 CT887K1	ALT CA CA
1.6	03/05-	F16D3	80	1598	6PK1873 CT887 CT887K1 CT887WP2	ALT CA CA CA
1.8	03/05-	F18D3, T18SED	89-90	1799	6PK1873 6PK1893 CT870 CT975 CT870K1 CT975K3	ALT, MTR-CODE: F18D3 ALT, MTR-CODE: T18SED CA, MTR-CODE: T18SED CA, MTR-CODE: F18D3 CA, MTR-CODE: T18SED CA, MTR-CODE: F18D3
2.0	01/05-		88	1998	AP9060	ALT, (KDAC), FOR ALT: 120A, OE-NO 96627029, 96866018
2.0 D	01/05-	Z20S, Z20DM	89	1991	6PK2094 AP9060 CT1121 CT1121K1	ALT, (AC), ASIA ALT, (KDAC), FOR ALT: 120A, OE-NO 96627029, 96866018 CA CA

ORLANDO (J309)

1.8	02/11-	2H0, F18D4	104	1796	4PK643 ELAST 6PK1453 6PK1555 CT1077 CT1077K1 CT1077WP1	PS ALT, (AC) ALT, (AC) CA CA CA
-----	--------	------------	-----	------	---	--

REZZO

1.6	03/05-	A16DMS	77-79	1598	6PK1873 CT887 CT887K1 CT887WP2	ALT CA CA CA
2.0	03/05-	T20SED	89-90	1998	6PK1725 6PK1893	ALT, (-AC) ALT, (AC)





CHEVROLET							
REZZO							
						CT870	CA
						CT870K1	CA
S10 Pick Up							
4.3 AWD	10/87-09/95	LB4	119	4296		6PK2380	ALT, (-AC)
						6PK2433	ALT, (-AC)
	10/95-09/98	LF6	127	4296		6PK2215	ALT, (-AC)
						6PK2415	ALT, (-AC)
SILVERADO 1500							
4.3, 4.3 AWD	10/99-12/07	LB4	147	4296		6PK2205	ALT, (-AC), 01/2005⇨
						6PK2230	ALT, (-AC), ⇨12/2004
						6PK2415	ALT, (-AC)
5.3 AWD	10/99-	LM7	201-212	5324		4PK962	AC
						6PK2345	ALT, FOR ALT: 105A
						6PK2360	ALT, FOR ALT: 136A
6.0 AWD	10/99-	LQ4	224	5972		4PK962	AC
						6PK2345	ALT, FOR ALT: 105A
						6PK2360	ALT, FOR ALT: 136A
SPARK							
0.8	05/05-	F8CV	37	796		3PK670	ALT
						4PK665	PS, (-AC)
						4PK735	AC, (-PS)
						4PK910	PS, (AC)
						CT910	CA
						CT910K1	CA
1.0 SX	05/05-	B10S, LA2	46	995		4PK665	ALT
						4PK665	AC, (-PS)
						4PK715	PS, (-AC)
						4PK954	PS, (AC)
						CT1008	CA
						CT1008K2	CA
SPARK (M300)							
1.0	03/10-	B10D1	50	995		6PK1873	ALT
SUBURBAN							
5.7, 5.7 AWD	10/91-09/96	LO5	157	5733		6PK2433	ALT, (-AC)
						6PK2460	ALT, (-AC), FOR ALT: 105A
						6PK2465	ALT, (-AC), FOR ALT: 100A
						6PK2490	ALT, (-AC), FOR ALT: 120A
6.5 D, 6.5 D AWD	10/93-09/96	L56	135	6462		6PK2585	ALT
SUBURBAN (GMT 900)							
5.3 Flex-Fuel 4WD	01/07-		228	5326		4PK962	AC
						6PK2345	ALT, FOR ALT: 105A
						6PK2360	ALT, FOR ALT: 136A
TAHOE (B2W)							
4.8 V8	12/99-12/06	LR4	206	4808		4PK962	AC
						6PK2345	ALT, FOR ALT: 105A
						6PK2360	ALT, FOR ALT: 136A
VECTRA							
2.2	05/04-07/06	Z22SE, Z22YH	108-114	2198		5PK1030	ALT, (-AC)
						5PK880	ALT, (-AC)
ZAFIRA							
2.2	07/05-	Z22YH	110	2198		5PK1030	ALT, (-AC)
						5PK880	ALT, (-AC)
CHRYSLER							
300 C Touring (LX)							
3.0 CRD	09/05-12/10	M664	160	2987		7PK2035	ALT, (-AC)
300 M (LR)							
2.7 V6 24V	11/98-09/04	EER	149-150	2736		6PK1060	AC
						6PK1570	ALT
CROSSFIRE							
3.2	07/03-12/07	EGX	160	3199		6PK2390	ALT
LE BARON							
2.2 i	09/86-12/94		69	2213		AVX10X1050	PS, ⇨12/1991
						AVX10X1090	PS, 01/1992⇨





CHRYSLER

LE BARON



					∞ AVX10X1200 ∞ AVX10X1215 ∞ AVX10X1225 ∞ 4PK1038 ∞ 4PK975 CT773	AC, 01/1990⇨ AC, ⇨12/1988 AC, 01/1989⇨, ⇨12/1989 ALT, ⇨12/1988 ALT, 01/1989⇨ CA
2.2 i Turbo	09/86-01/91	EDR	130	2213	∞ AVX10X1050 ∞ AVX10X1200 ∞ AVX10X1215 ∞ AVX10X1225 ∞ 4PK1038 ∞ 4PK975 CT773	PS, 01/1988⇨ AC, 01/1990⇨ AC, 01/1988⇨, ⇨12/1988 AC, 01/1989⇨, ⇨12/1989 ALT, 01/1988⇨, ⇨12/1988 ALT, 01/1989⇨ CA, 01/1989⇨
	09/86-12/90	DER, DER	109-130	2197-2213	∞ AVX10X1050 ∞ AVX10X1200 ∞ AVX10X1215 ∞ AVX10X1225 ∞ 4PK1038 ∞ 4PK975 CT773	PS, 01/1988⇨, ⇨12/1988 AC, 01/1990⇨ AC, 01/1988⇨, ⇨12/1988 AC, 01/1989⇨, ⇨12/1989 ALT, 01/1988⇨, ⇨12/1988 ALT, 01/1989⇨ CA, 01/1989⇨
2.5 i	09/86-12/94	EDM	75	2501	∞ AVX10X1050 ∞ AVX10X1090 ∞ AVX10X1200 ∞ AVX10X1215 ∞ AVX10X1225 ∞ 4PK1038 ∞ 4PK975 CT773	PS, ⇨12/1991 PS, 01/1992⇨ AC, 01/1990⇨ AC, ⇨12/1988 AC, 01/1989⇨, ⇨12/1989 ALT, ⇨12/1988 ALT, 01/1989⇨ CA
2.5 i Turbo	01/89-12/94	EDT	112	2501	∞ AVX10X1050 ∞ AVX10X1090 ∞ AVX10X1200 ∞ AVX10X1225 ∞ 4PK975 CT773	PS, ⇨12/1991 PS, 01/1992⇨ AC, 01/1990⇨ AC, ⇨12/1989 ALT CA
3.0 i V6	01/90-12/94	EFA	105	2972	∞ AVX10X1000 ∞ AVX10X960 ∞ AVX10X990 ∞ 6PK1815 ∞ 6PK2080 CT805 CT805K1	AC, 01/1991⇨, ⇨12/1991 AC, ⇨12/1990 AC, 01/1992⇨ ALT, ⇨12/1990 ALT, 01/1991⇨ CA CA
	01/90-12/96	6G72	105	2972	∞ AVX10X1000 ∞ AVX10X960 ∞ AVX10X960 ∞ AVX10X990 ∞ 6PK1815 ∞ 6PK2080 CT805 CT805K1	AC, 01/1991⇨, ⇨12/1991 AC, ⇨12/1990 AC, 01/1994⇨, ⇨12/1995 AC, 01/1992⇨, ⇨12/1993 ALT, ⇨12/1990 ALT, 01/1991⇨, ⇨12/1995 CA, ⇨12/1995 CA
NEON (PL)						
1.8 16V	09/97-08/99	EBD	85	1796	∞ AVX10X1050 ∞ AVX10X1215 ∞ 4PK895 CT1111	PS PS, AC ALT CA
2.0 16V	05/94-08/99	420H, 420T, ECC	98-109	1996	∞ AVX10X1050 ∞ AVX10X1215 ∞ 4PK850 CT1108 CT1111	PS PS, AC ALT CA, CAMSHFT: DOHC CA, CAMSHFT: SOHC/OHC
NEON II						
1.6	11/01-12/06	EJD	85	1598	∞ 6PK1440	ALT, PS, AC





CHRYSLER						
NEON II						
↙↘					∞	6PK890 ALT, PS, (-AC)
2.0 16V	08/99-12/06	420H	98	1996	∞	4PK1125 PS, (-AC)
					∞	4PK1310 PS, AC
					∞	4PK850 ALT
					▲▲	CT1108 CA, CAMSHFT: DOHC
					▲▲	CT1111 CA, CAMSHFT: SOHC/OHC, MTR-CODE: ECB
2.0 16V R/T	10/01-12/06	ECH	110	1996	∞	4PK1125 PS, (-AC)
					∞	4PK1310 PS, AC
					∞	4PK850 ALT
					▲▲	CT1108 CA, CAMSHFT: DOHC
					▲▲	CT1111 CA, CAMSHFT: SOHC/OHC
NEW YORKER						
3.5 i 24V	04/93-09/98	F01	155	3518	∞	AVX10X1400 AC, 01/1996⇒
					∞	6PK1345 ALT, 01/1996⇒
PT CRUISER						
1.6	11/01-12/10	EJD	85	1598	∞	6PK1440 ALT, (AC)
					∞	6PK884 ALT, (AC)
2.0	06/00-12/10	ECC	100-104	1996	∞	4PK1125 PS, (-AC)
					∞	4PK1310 PS, AC
					∞	4PK850 ALT
					▲▲	CT1108 CA, CAMSHFT: DOHC
					▲▲	CT1111 CA, CAMSHFT: SOHC/OHC
2.2 CRD	03/02-12/10	EDJ	89-110	2148	∞	6PK1600 ALT
					◎	AP9010 ALT, (Bosch), FOR ALT: 150A, OE-NO 05080 464AB, 05080 464AC, 05080 464AD
2.4, 2.4 GT, GT 2.4	06/00-12/10	EDV, EDZ	105-164	2429	∞	4PK1290 PS, (-AC), 07/2002⇒, MODEL '03⇒
					∞	4PK1310 PS, (-AC), ⇒06/2002, ⇒MODEL '02
					∞	4PK1390 PS, (AC), 07/2002⇒, MODEL '03⇒
					∞	4PK875 ALT
					▲▲	CT1144 CA
SARATOGA						
3.0	09/89-12/95	6G72	105	2972	∞	AVX10X1000 AC, 01/1991⇒, ⇒12/1991
					∞	AVX10X960 AC, ⇒12/1990
					∞	AVX10X960 AC, 01/1994⇒
					∞	AVX10X990 AC, 01/1992⇒, ⇒12/1993
					∞	5PK1815 ALT, ⇒12/1990
					∞	6PK2080 ALT, 01/1991⇒
					▲▲	CT805 CA
					▲▲	CT805K1 CA
SEBRING						
2.0 CRD	07/07-12/10	ECD	103	1968	▲▲	CT1051 CA
2.7 VVT	07/07-12/10	EER	141	2736	∞	6PK1190 ALT
SEBRING (JR)						
2.0	04/01-06/07	ECC	104	1996	∞	4PK900 PS
					∞	6PK1345 ALT
					▲▲	CT1108 CA
2.4	04/01-06/07	EDZ	112	2429	∞	4PK900 PS
					∞	6PK1345 ALT
					▲▲	CT1144 CA
2.7 V6 24V	04/01-06/07	EES	149	2736	∞	4PK985 PS, MTR-CODE: EES, ⇒10/2005
					∞	6PK1400 ALT, MTR-CODE: EES, ⇒10/2005
STRATUS (JA, JX)						
2.0 16V, 2.0 LE	12/95-	420X, C00, ECB	96-98	1996	∞	4PK895 PS
					∞	6PK1345 ALT
					▲▲	CT1108 CA, CAMSHFT: DOHC, ⇒09/2000
					▲▲	CT1111 CA, CAMSHFT: SOHC/OHC
2.4 16V	12/95-	EDZ	103-112	2429	∞	4PK900 PS
					∞	6PK1370 ALT
					▲▲	CT1144 CA
2.5 LX, 2.5 LX V6, 2.5 V6	12/95-	625H, EEB, H00	120-125	2499	∞	4PK975 PS
					∞	6PK1432 ALT, AC
					▲▲	CT1080 CA





ContiTech



CHRYSLER

STRATUS (JA, JX)

↩ 3.5 TSi	09/93-12/97	F00, F01	155	3518	∞	AVX10X1375	AC, ⇨12/1994
					∞	AVX10X1400	AC, 01/1995⇨
					∞	6PK1345	ALT

VOYAGER I (AS)

3.0	10/87-09/90	EFA	100-101	2972	∞	AVX10X960	AC
					∞	5PK1815	ALT
					▬	CT805	CA
					▬	CT805K1	CA
3.3	10/89-09/90	EGA	112	3301	∞	6PK2490	ALT, (-AC)
					∞	6PK2510	ALT, (AC)

VOYAGER II (ES)

2.5 i	01/91-09/95	K00	72	2501	∞	AVX10X1090	PS
					∞	AVX10X1200	AIRP
					∞	AVX10X1200	AC
					∞	AVX10X838	PS, (AC)
					∞	4PK975	ALT, 01/1989⇨
					▬	CT773	CA, 01/1989⇨
	08/90-09/95	K	74	2501	∞	AVX10X1090	PS
					∞	AVX10X1200	AC
					∞	AVX10X1200	AIRP
					∞	AVX10X838	PS, (AC)
					∞	4PK975	ALT
					▬	CT773	CA
2.5 TD	01/92-09/95	09B, M00	87	2500	∞	5PK1200	ALT
					∞	5PK790	PS
3.0 i	01/91-09/95	6G72, 300	108	2972	∞	AVX10X950	AC, 01/1993⇨
					∞	AVX10X960	AC, ⇨12/1991
					∞	AVX10X990	AC, 01/1992⇨, ⇨12/1992
					∞	6PK2080	ALT, 01/1991⇨
					▬	CT805	CA
					▬	CT805K1	CA
3.3 i, 3.3 i AWD	08/90-09/95	EGA, R00	110-120	3301	∞	6PK2490	ALT, (-AC)
					∞	6PK2510	ALT, (AC)


VOYAGER III (GS)

2.0 i	01/95-03/01	C00	98	1995	∞	4PK895	PS
					∞	6PK1413	ALT, AC
					▬	CT1108	CA, CAMSHFT: DOHC
					▬	CT1111	CA, CAMSHFT: SOHC/OHC
2.4 AWD	02/97-03/01	EDZ	111	2429	∞	4PK905	PS
					∞	6PK1045	ALT, (AC)
					∞	6PK1420	ALT, (AC)
					▬	CT1144	CA
2.4 i	01/95-03/01	B00	111	2429	∞	4PK905	PS
					∞	6PK1045	ALT
					∞	6PK1420	ALT, AC
					▬	CT1144	CA
2.5 TD	01/95-03/01	425CLIRS/X, ENC	85	2499	∞	3PK960	WP, 01/1996⇨, ⇨12/1998
					∞	5PK1200	ALT, ⇨12/1995
					∞	5PK790	PS, ⇨12/1995
					∞	6PK2050	ALT, 01/1999⇨
					∞	7PK1400	ALT, PS, AC, 01/1996⇨, ⇨12/1998
2.5 TDiC AWD	10/95-03/01	ENC	85	2499	∞	3PK960	WP
3.3 i	01/95-03/01	R00	116	3301	∞	6PK2460	ALT, (AC)
					∞	6PK2510	ALT, (AC)
3.8 i AWD	01/95-03/01	EGH, L00	122-131	3778	∞	6PK2460	ALT, (AC)
					∞	6PK2510	ALT, (-AC)

VOYAGER IV (RG, RS)

2.4	02/00-12/08	EDZ	108	2429	∞	4PK900	PS, MODEL '04⇨
					∞	4PK905	PS, ⇨MODEL '03
					∞	6PK1250	ALT
					▬	CT1144	CA
2.5 CRD	02/00-12/08	ENC	105	2499	∞	4PK906 ELAST	PS





CHRYSLER						
VOYAGER IV (RG, RS)						
					6PK1420 CT1123 CT1123K1	ALT, AC CA CA
	08/05-12/08	EDK	88	2499	4PK906 ELAST 6PK1420 CT1123 CT1123K1	PS ALT CA CA
2.8 CRD	06/04-12/08	ENR	110	2776	4PK906 ELAST 6PK1420 CT1123 CT1123K1	PS, MTR-CODE: ENR ALT CA CA
3.3	02/00-12/08	EGA	128	3301	6PK2460	ALT, PS, AC
3.3 AWD	02/00-12/08	EGA	128	3301	6PK2100 6PK2460	ALT, MODEL '06⇨ ALT, ⇨MODEL '05

CITROËN						
2 CV						
6	02/70-07/90	A06/635, A06/664, M28/1 (AK2)	18-20	602	AVX10X750	ALT
AX (ZA-)						
1.3 Sport	04/87-12/88	M4A	70	1294	AVX10X710 4PK1028 5PK1020 CT718 CT718K1 CT718WP1	ALT ALT, AC ALT, AC CA CA CA
1.4 4x4	09/86-07/92	K2A	62	1360	AVX10X710 4PK1020 5PK1020 CT607 CT607K1	ALT, (AC) ALT, (AC), ⇨ORG-NO 05283 ALT, (AC), ORG-NO 05284⇨ CA CA
1.4 GTi	06/91-12/96	KFY (TU3FJ2), KFZ (TU3FJ2)	66-74	1360	AVX10X710 4PK1028 5PK1020 CT744 CT744K1	ALT ALT, AC, ⇨ORG-NO 5283 ALT, AC, ORG-NO 5284⇨ CA CA
10	09/86-06/92	C1A	32	954	AVX10X710 4PK1028 5PK1020 CT718 CT718K1	ALT ALT, AC, ⇨04/1991, ⇨ORG-NO 05283 ALT, AC, 05/1991⇨, ORG-NO 05284⇨ CA CA
	07/86-12/98	CDY (TU9M)	33	954	AVX10X710 4PK1028 5PK1020 CT718 CT718K1 CT718WP1	ALT ALT, AC, ⇨04/1991, ⇨ORG-NO 05283 ALT, AC, 05/1991⇨, ORG-NO 05284⇨ CA CA CA
10 E	12/86-12/88	C3A	30	954	AVX10X710 4PK1028 CT718 CT718K1 CT718WP1	ALT ALT, AC CA CA CA
11, 11 4x4	09/86-12/97	H1A, H1B, HDZ (TU1M)	40-44	1124	AVX10X710 4PK1028 5PK1020 CT718 CT718K1 CT718WP1	ALT ALT, AC ALT, AC CA CA CA
11 KAT	09/88-12/89	HAZ (TU1CP)	40	1124	AVX10X710 4PK1028	ALT ALT, AC

CITROËN



ContiTech



CITROËN

CITROËN

AX (ZA-)					
					5PK1020 ALT, AC CT718 CA CT718K1 CA CT718WP1 CA
14	12/86-12/88	KAY (TU3CP)	44	1360	AVX10X710 ALT 4PK1028 ALT, AC CT607 CA CT607K1 CA CT607WP1 CA
	01/88-12/92	K2A, K2B	61-62	1360	AVX10X710 ALT, (AC) 4PK1020 ALT, (AC), ⇨ORG-NO 05283 5PK1020 ALT, (AC), ORG-NO 05284⇨ CT607 CA CT607K1 CA
	06/88-12/89	K1F	49	1360	AVX10X710 ALT 4PK1028 ALT, AC 5PK1020 ALT, AC CT607 CA CT607K1 CA CT607WP1 CA
14, 14 4x4	04/87-04/97	KDZ (TU3M/Z), KDY (TU3FM), KDX (TU3M/Z), KDY (TU3M)	55	1360	AVX10X710 ALT 4PK1028 ALT, AC 5PK1020 ALT, AC CT607 CA CT744 CA, MTR-CODE: TU3F CT607K1 CA, MTR-CODE: TU3M CT744K1 CA, MTR-CODE: TU3FM CT607WP1 CA, MTR-CODE: TU3M, ⇨01/1993
14 D	09/88-12/97	K9A (TUD3), K9Y (TUD3Y)	37-38	1360	AVX10X700 ALT, OE-NO 5750.F5 5PK690 ALT, OE-NO 5750.TX CT710 CA CT710K1 CA
15 D	08/94-12/97	VJY (TUD5)	40-43	1527	5PK775 ALT 5PK962 ALT, PS VD1085 ⇨ORG-NO 07665, ONLY WITH 0320.P5 VD1085 ORG-NO 07666⇨ MS15 ONLY WITH VD1085 CT906 CA CT906K1 CA CT906WP1 CA
AXEL					
11	01/84-03/91	G11/631	42-45	1129	AVX10X635 ALT CT653 CA, (LH) CT659 CA, (RH)
BERLINGO					
1.6	04/08-	NFR (TU5JP4B), NFU (TU5JP4)	66-80	1587	6PK1205 ALT, (AC) 6PK1698 ALT, (AC) VD1100 MTR-CODE: TU5JP4, (M59) CT1065 CA CT1065K3 CA CT1065WP2 CA
1.6 HDi 110	04/08-	9HZ (DV6TED4)	80	1560	6PK800 ALT, (AC) 6PK976 ALT, (AC) AP9013 ALT, (Valeo), FOR ALT: 150A, OE-NO 5705AS, 5705EY, ALT-No: TG15C020, TG15C028, TG15C053, FOR ALT: 180A, OE-NO 5705AX, 5705EE, ALT-No: FG 18 S 017 AP9019 ALT, (Valeo), FOR ALT: 150A, OE-NO 5705 AS, 5705 NH, 5705 EY, ALT-No: TG15C118 AP9023 ALT, (Bosch), FOR ALT: 150A, OE-NO 5705 AS, 5705 NH, 5705 EY, ALT-No: 0 124 525 035





CITROËN

BERLINGO



					AP9040 ALT, (Mitsubishi), FOR ALT: 180A, OE-NO 5705AX, 5705EE, ALTNo: A004TJ0084 AP9042 ALT, (Bosch), FOR ALT: 150A, OE-NO 5705 AS, 5705 NH, 5705 EY, ALTNo: 0 124 525 035 VD1096 MS08 ONLY WITH VD1096 CT1092 CA CT1092K1 CA CT1092WP1 CA
	07/10-	9HR (DV6C)	82	1560	6PK800 ALT, (AC), (-START-STOP) 6PK976 ALT, (AC), (-START-STOP) AP9013 ALT, (Valeo), FOR ALT: 150A, OE-NO 5705AS, 5705EY, ALTNo: TG15C020, TG15C028, TG15C053, FOR ALT: 180A, OE-NO 5705AX, 5705EE, ALTNo: FG 18 S 017 AP9019 ALT, (Valeo), FOR ALT: 150A, OE-NO 5705 AS, 5705 NH, 5705 EY, ALTNo: TG15C118 AP9023 ALT, (Bosch), FOR ALT: 150A, OE-NO 5705 AS, 5705 NH, 5705 EY, ALTNo: 0 124 525 035 AP9042 ALT, (Bosch), FOR ALT: 150A, ALTNo: 0 124 525 035, OE-NO 5705AS, 5705EY VD1096 MS08 ONLY WITH VD1096 CT1162 CA
1.6 HDi 115	07/10-	9HL (DV6C), 9HR (DV6C)	84	1560	6PK800 ALT, (AC), (-START-STOP) 6PK976 ALT, (AC), (-START-STOP) VD1096 MS08 ONLY WITH VD1096 CT1162 CA
1.6 HDi 75	04/08-	9HT (DV6BTED4), 9HT (DV6BUTED4), 9HW (DV6ETED)	55	1560	6PK1360 ALT, (AC) 6PK1705 ALT, (AC), ⇄ORG-NO 10570 6PK1710 ALT, (AC), ORG-NO 10571⇄ AP9013 ALT, (Valeo), FOR ALT: 150A, OE-NO 5705AS, 5705EY, ALTNo: TG15C020, TG15C028, TG15C053, FOR ALT: 180A, OE-NO 5705AX, 5705EE, ALTNo: FG 18 S 017 AP9019 ALT, (Valeo), FOR ALT: 150A, OE-NO 5705 AS, 5705 NH, 5705 EY, ALTNo: TG15C118 AP9023 ALT, (Bosch), FOR ALT: 150A, OE-NO 5705 AS, 5705 NH, 5705 EY, ALTNo: 0 124 525 035 AP9040 ALT, (Mitsubishi), FOR ALT: 180A, OE-NO 5705AX, 5705EE, ALTNo: A004TJ0084 AP9042 ALT, (Bosch), FOR ALT: 150A, OE-NO 5705 AS, 5705 NH, 5705 EY, ALTNo: 0 124 525 035 CT1092 CA CT1092K1 CA CT1092WP1 CA
1.6 HDi 90	07/10-	9HP (DV6DTED)	68	1560	6PK800 ALT, (AC), (-START-STOP) 6PK976 ALT, (AC), (-START-STOP) AP9013 ALT, (Valeo), FOR ALT: 150A, OE-NO 5705 AS, 5705 NH, 5705 EY, ALTNo: TG 15 C 020, TG 15 C 053, TG 15 C 028, FOR ALT: 180A, OE-NO 5705 AX, 5705 EE, ALTNo: FG 18 S 017, FG 18 S 048, MTR-CODE: DV6TED4 VD1096 MS08 ONLY WITH VD1096 CT1162 CA
	04/08-	9HX (DV6ATED4)	66	1560	6PK1360 ALT, (AC), ORG-NO 10571⇄ 6PK1710 ALT, (AC), ORG-NO 10571⇄ AP9013 ALT, (Valeo), FOR ALT: 150A, OE-NO 5705AS,





ContiTech



CITROËN

BERLINGO



					AP9019 AP9023 AP9040 AP9042 VD1096 MS08 CT1092 CT1092K1 CT1092WP1	5705EY, ALT-No: TG15C020, TG15C028, TG15C053, FOR ALT: 180A, OE-NO 5705AX, 5705EE, ALT-No: FG 18 S 017 ALT, (Valeo), FOR ALT: 150A, OE-NO 5705 AS, 5705 NH, 5705 EY, ALT-No: TG15C118 ALT, (Bosch), FOR ALT: 150A, OE-NO 5705 AS, 5705 NH, 5705 EY, ALT-No: 0 124 525 035 ALT, (Mitsubishi), FOR ALT: 180A, OE-NO 5705AX, 5705EE, ALT-No: A004TJ0084 ALT, (Bosch), FOR ALT: 150A, OE-NO 5705 AS, 5705 NH, 5705 EY, ALT-No: 0 124 525 035 ONLY WITH VD1096 CA CA CA
1.6 VTi 120	11/09-	5FS (EP6C)	88	1598	AP9018	ALT, (Mitsubishi), FOR ALT: 80A, OE-NO 5705 KQ, 5702 J3, ALT-No: A 005 TG 0881ZE, FOR ALT: 120A, OE-NO 5705 KG, 5702 JO, ALT-No: A 003 TG 3691ZE, A 003 TG 5281ZE
1.6 VTi 95	07/10-	5FK (EP6CB)	72	1598	AP9018	ALT, (Mitsubishi), FOR ALT: 120A, OE-NO 5705 KG, 5702 JO, ALT-No: A 003 TG 3691ZE, A 003 TG 5281ZE

BERLINGO (MF, M_)

1.1 i

	07/96-	HDZ (TU1M), HFX (TU1JP)	44	1124	AVX10X710 4PK855 4PK855 5PK1250 5PK725 5PK805 5PK860 5PK880 VD1100 CT1066 CT718 CT718 CT1066K1 CT718K1 CT718K1 CT1066WP1 CT718WP1 CT718WP1	ALT, (-PS), (-AC) ALT, (PS) ALT, (AC) PS, AC ALT, (-PS), (-AC) AC, (-PS) PS, (-AC), ORG-NO 09024⇌, 08/2001⇌ PS, (-AC), ⇌ORG-NO 09023, ⇌07/2001 (M59), MTR-CODE: TU1JP CA, MTR-CODE: TU1JP, MTR-NO 3762435⇌ CA, MTR-CODE: TU1M MTR-CODE: TU1JP, ⇌MTR-NO 3762434 CA, MTR-NO 3 762 435⇌ CA, MTR-CODE: TU1M MTR-CODE: TU1JP, ⇌MTR-NO 3 762 434 CA, MTR-NO 3 762 435⇌ MTR-CODE: TU1M, ⇌ORG-NO 08700 CA, MTR-CODE: TU1JP, ⇌MTR-NO 3762433
1.4, 1.4 bivalent, 1.4 i bivalent	11/02-	KFW (TU3JP)	48-55	1360	6PK1453 6PK1560 6PK1564 CT1067 CT1067K1 CT1067WP1	ALT, (AC), MTR-CODE: TU3JP ALT, (AC), ⇌ORG-NO 10562, MTR-CODE: TU3JP ALT, (AC), ORG-NO 10563⇌, MTR-CODE: TU3JP CA CA CA
1.4 i	07/96-	KFX (TU3JP), KFW (TU3JP)	55	1360	AVX10X710 4PK855 4PK855 5PK725 5PK860 5PK880 6PK1453 6PK1560 6PK1564 VD1100 CT1067 CT607	ALT, (-PS), (-AC) ALT, (-PS), (AC) ALT, (PS), (-AC) ALT, (-PS), (-AC) PS, (-AC), ORG-NO 09024⇌, 08/2001⇌ PS, (-AC), ⇌ORG-NO 09023, ⇌07/2001 ALT, (AC), MTR-CODE: TU3JP, ORG-NO 09457FL⇌, 09457FV⇌, 11773UZ⇌, 1211077⇌ ALT, (AC), ⇌ORG-NO 10562, MTR-CODE: TU3JP ALT, (AC), ORG-NO 10563⇌, MTR-CODE: TU3JP (M59), MTR-CODE: TU3JP CA, MTR-NO 3666766⇌ CA, ⇌MTR-NO 3666765





CITROËN

BERLINGO (MF, M_)

					CT1067K1 CT607K1 CT1067WP1 CT607WP1	CA, MTR-NO 3666766⇒ CA, ⇒MTR-NO 3666765 CA, MTR-NO 3666766⇒ CA, ⇒MTR-NO 3666765
1.6 16V	10/00-	NFU (TU5JP4)	80	1587	4PK800 4PK855 5PK1219 5PK1250 5PK805 5PK860 5PK884 6PK1453 6PK1560 6PK1564 VD1100 CT1065 CT1065K1 CT1065K3 CT1065WP1 CT1065WP2	ALT, (PS), ⇒10/2002 ALT, (PS), ⇒10/2002 PS, AC, 10/2001⇒, ⇒10/2002 PS, AC, ⇒09/2001 AC, (-PS), ⇒10/2002 PS, (-AC), 08/2001⇒, ⇒10/2002 PS, (-AC), ⇒07/2001 ALT, PS, (-AC), 11/2002⇒ ALT, (AC), 11/2002⇒, ⇒ORG-NO 10562 ALT, (AC), 11/2002⇒, ORG-NO 10563⇒ (M59), MTR-CODE: TU5JP4 CA CA, ⇒MTR-NO 1806404 CA, MTR-NO 1806405⇒ CA, ⇒MTR-NO 1806404 CA, MTR-NO 1806405⇒
1.6 HDI 75	07/05-	DV6B, 9HW (DV6ETED)	55	1560	6PK1345 6PK1352 6PK1705 6PK1710 AP9013 AP9013 AP9019 AP9023 AP9042 MS08 CT1092 CT1092K1 CT1092WP1	ALT, (AC), ⇒ORG-NO 10570 ALT, (AC), ORG-NO 10571⇒ ALT, AC, ⇒ORG-NO 10570 ALT, AC, ORG-NO 10571⇒ ALT, (Valeo), FOR ALT: 150A, OE-NO 5702H4, 5705AS, 5705EY, ALT-No: TG15C020, TG15C028, TG15C053 ALT, (Valeo), FOR ALT: 180A, OE-NO 5705AX, 5705EE, ALT-No: FG 18 S 017 ALT, (Valeo), FOR ALT: 150A, OE-NO 5705 AS, 5705 NH, 5705 EY, ALT-No: TG15C118 ALT, (Bosch), FOR ALT: 150A, OE-NO 5705 AS, 5705 NH, 5705 EY, ALT-No: 0 124 525 035 ALT, (Bosch), FOR ALT: 150A, ALT-No: 0 124 525 035, OE-NO 5705AS, 5705EY ONLY WITH VD1096 CA CA CA
1.6 HDI 90, 1.6 HDI 110	07/05-	9HX (DV6ATED4), 9HZ (DV6TED4)	66-80	1560	6PK1345 6PK1352 6PK1705 6PK1710 AP9013 AP9013 AP9019 AP9023 AP9042 MS08 CT1092 CT1092K1 CT1092WP1	ALT, (AC), ⇒ORG-NO 10570 ALT, (AC), ORG-NO 10571⇒ ALT, AC, ⇒ORG-NO 10570 ALT, AC, ORG-NO 10571⇒ ALT, (Valeo), FOR ALT: 150A, OE-NO 5702H4, 5705AS, 5705EY, ALT-No: TG15C020, TG15C028, TG15C053 ALT, (Valeo), FOR ALT: 180A, OE-NO 5705AX, 5705EE, ALT-No: FG 18 S 017 ALT, (Valeo), FOR ALT: 150A, OE-NO 5705 AS, 5705 NH, 5705 EY, ALT-No: TG15C118 ALT, (Bosch), FOR ALT: 150A, OE-NO 5705 AS, 5705 NH, 5705 EY, ALT-No: 0 124 525 035 ALT, (Bosch), FOR ALT: 150A, ALT-No: 0 124 525 035, OE-NO 5705AS, 5705EY ONLY WITH VD1096, ONLY WITH VD1094 CA CA CA CA
1.8 D	07/96-	A9A (XUD7)	43	1769	6PK1110 6PK1165 6PK1740	ALT, PS, (-AC) ALT, AC, (-PS) ALT, PS, AC



CITROËN

BERLINGO (MF, M)



					6PK730 VD1086 MS01 CT1061 CT1061K2 CT1061WP1	ALT ONLY WITH VD1086 CA CA CA
1.8 i, 1.8 i 4WD	04/97-	LFX (XU7JB)	66	1761	6PK1080 6PK1660 CT754 CT754K1 CT754WP1	ALT, PS, (-AC) ALT, PS, AC CA CA CA
1.9 D, 1.9 D 4WD, 1.9 D 70, 1.9 D 70 4WD	07/98-	WJZ (DW8), WJY (DW8B)	51	1868	6PK1045 6PK1390 6PK1440 6PK1440 6PK1680 6PK1698 6PK1698 6PK1750 6PK1750 6PK869 6PK1750D2 AP9013 AP9019 AP9023 AP9042 VD1080 VD1080 VD1080 VD1095 VD1095 VD1095 VD1097 VD1097 VD1097 VD1097 VD1097 MS01 MS02 MS12 MS12 MS14	(M49), MTR-CODE: DW8, DW8B, ALT, (-PS), (AC) (M49), MTR-CODE: DW8, ALT, (PS), (-AC), ⇒ORG-NO 08399 (M49), MTR-CODE: DW8, ALT, (PS), (-AC), ORG-NO 08400⇒ (M49), (M59), MTR-CODE: DW8B, ALT, (PS), (-AC) (M59), MTR-CODE: DW8B, ALT, (PS), (AC) (M49), MTR-CODE: DW8, ALT, (PS), (AC), ORG-NO 09377⇒ (M49), MTR-CODE: DW8B, ALT, (PS), (AC), ORG-NO 11893⇒ (M49), MTR-CODE: DW8B, ALT, (PS), (AC), ⇒ORG-NO 11892 (M49), MTR-CODE: DW8, ALT, (PS), (AC), ⇒ORG-NO 09376 (M49), MTR-CODE: DW8, DW8B, ALT, (-PS), (-AC) (M49), MTR-CODE: DW8B, ALT, (PS), (AC), ORG-NO 09154⇒, ⇒ORG-NO 11892 ALT, (Valeo), FOR ALT: 80A, OE-NO 5702 HO, 5702 NA, ALT-No: TG9B026, TG9B044 ALT, (Valeo), FOR ALT: 150A, OE-NO 5705 AS, 5705 NH, 5705 EY, ALT-No: TG15C118 ALT, (Bosch), FOR ALT: 150A, OE-NO 5705 AS, 5705 NH, 5705 EY, ALT-No: 0 124 525 035 ALT, (Bosch), FOR ALT: 150A, OE-NO 5705 AS, 5705 NH, 5705 EY, ALT-No: 0 124 525 035 (AC), ORG-NO 09377⇒, ⇒ORG-NO 10897, MTR-CODE: DW8 (AC), ORG-NO 09154⇒, ⇒ORG-NO 11892, MTR-CODE: DW8B (AC), (M59), ⇒ORG-NO 10177 (AC), (M59), ORG-NO 10178⇒, MTR-CODE: DW8B (AC), ORG-NO 11893⇒, MTR-CODE: DW8B (AC), ORG-NO 10898⇒, MTR-CODE: DW8 ⇒ORG-NO 09153, MTR-CODE: DW8, DW8B (-AC), (M59), ⇒ORG-NO 09904, MTR-CODE: DW8B (-AC), ORG-NO 09154⇒, ⇒ORG-NO 11892, MTR-CODE: DW8B (AC), ORG-NO 09154⇒, ⇒ORG-NO 09376, MTR-CODE: DW8 (-AC), ORG-NO 09154⇒, ⇒ORG-NO 09858, MTR-CODE: DW8 ONLY WITH VD1095, MTR-CODE: DW8B MTR-CODE: DW8, ONLY WITH VD1080, ORG-NO 08148⇒ ONLY WITH VD1097, ⇒ORG-NO 08147, MTR-CODE: DW8 ONLY WITH VD1095, MTR-CODE: DW8 ONLY WITH VD1097, ORG-NO 08148⇒, MTR-CODE: DW8





CITROËN

BERLINGO (MF, M_)



1.9 D	07/96-	D9B (XUD9A/L), DJY (XUD9A)	50-51	1905	CT986 CT986K2 CT986WP2	CA CA CA, MTR-CODE: DW8
2.0 HDi 4x4, 2.0 HDi 90, 2.0 HDi 90 4WD	12/99-	RHY (DW10TD)	66	1997	AVX10X650 6PK1110 6PK1165 6PK1740 6PK730 VD1086 MS01 CT1061 CT1061K2 CT1061WP1	VACP ALT, PS, (-AC) ALT, AC, (-PS) ALT, PS, AC ALT, (-PS), (-AC) ONLY WITH VD1086 CA CA CA
					6PK1468 6PK1740 6PK1750 6PK1468D1 6PK1740D1 6PK1750D2 AP9019 AP9023 AP9038 AP9042 VD1080 MS02 CT987 CT987K1 CT987K2 CT987WP1 CT987WP2	ALT, (-AC), (M49), (M59) ALT, (AC), (M59), 11/2002⇨ ALT, (AC), (M49), ⇨10/2002 ALT, (-AC), (M49), (M59) ALT, (AC), (M59), 11/2002⇨, ⇨09/2004, ⇨ORG-NO 10179 ALT, (AC), (M49), ⇨10/2002 ALT, (Valeo), FOR ALT: 150A, OE-NO 5705 AS, 5705 NH, 5705 EY, ALTNº: TG15C118 ALT, (Bosch), FOR ALT: 150A, OE-NO 5705 AS, 5705 NH, 5705 EY, ALTNº: 0 124 525 035 ALT, OE-NO 5705 4F, 5705 GC, (Valeo), (Mitsubishi), FOR ALT: 150A ALT, (Bosch), FOR ALT: 150A, OE-NO 5705 AS, 5705 NH, 5705 EY, ALTNº: 0 124 525 035 ONLY WITH VD1080 CA CA, ⇨ORG-NO 08735 CA, ORG-NO 08736⇨ CA, ⇨ORG-NO 08735 CA, ORG-NO 08736⇨
BX (XB-)						
1.4	01/87-01/92	150C	52	1360	AVX10X710 AVX10X775 AVX10X800 AVX10X910 CT607 CT744 CT607K1 CT744K1	HYDP, ORG-NO 04193⇨ HYDP, ⇨ORG-NO 04192 ALT, ORG-NO 04193⇨ ALT, ⇨ORG-NO 04192 CA, ORG-NO 04193⇨, ⇨ORG-NO 05439 CA, ORG-NO 05440⇨ CA, ORG-NO 04193⇨, ⇨ORG-NO 05439 CA, ORG-NO 05440⇨
1.6	01/87-01/92	B6D, B6E	85	1580	AVX10X800 4PK1245 4PK954 CT525 CT525K1	HYDP ALT, (AC) ALT, (-AC) CA CA
1.8 D	10/85-09/93	161 (XUD7)	44	1769	AVX10X625 AVX10X650 4PK1230 4PK698 5PK1230 5PK710 5PK975 VD1086 MS01 CT1061 CT1061K1	HYDP VACP ALT, AC, ORG-NO 4071⇨, ⇨ORG-NO 4356 ALT ALT, AC, ORG-NO 4357⇨ ALT, (AUTOM) ALT, AC, ⇨ORG-NO 3857 (AUTOM) ONLY WITH VD1086 CA CA
11	10/88-06/92	HDZ (TU1M)	40	1124	AVX10X775	HYDP





ContiTech



CITROËN

BX (XB-)
↔

					AVX10X800 CT718 CT718K1 CT718WP1	ALT, ORG-NO 4206↔ CA CA CA, ORG-NO 4193↔
	10/86-06/92	H1A	42	1124	AVX10X710 AVX10X775 AVX10X800 AVX10X913 CT718 CT718K1 CT718WP1	VACP, 05/1988↔ VACP, ↔05/1988 ALT, 05/1988↔ ALT, ↔05/1988 CA CA CA, ORG-NO 4193↔
14	01/89-02/93	K1H (TU3A), KDZ (TU3M/Z), KDY (TU3M)	47-55	1360	AVX10X710 AVX10X775 AVX10X800 AVX10X910 CT607 CT744 CT607K1 CT744K1 CT607WP1	HYDP, ORG-NO 04193↔ HYDP, ↔ORG-NO 04192 ALT, ORG-NO 04193↔ ALT, ↔ORG-NO 04192 CA, ORG-NO 04193↔, ↔ORG-NO 05439 CA, ORG-NO 05440↔ CA, ORG-NO 04193↔, ↔ORG-NO 05439 CA, ORG-NO 05440↔ CA, ORG-NO 04193↔, ↔ORG-NO 05439
	01/86-02/93	150C	53	1360	AVX10X710 AVX10X775 AVX10X800 AVX10X910 CT607 CT744 CT607K1 CT744K1	HYDP, ORG-NO 04193↔ HYDP, ↔ORG-NO 04192 ALT, ORG-NO 04193↔ ALT, ↔ORG-NO 04192 CA, ORG-NO 04193↔, ↔ORG-NO 05439 CA, ORG-NO 05440↔ CA, ORG-NO 04193↔, ↔ORG-NO 05439 CA, ORG-NO 05440↔
	01/89-02/93	KDY (TU3M)	55	1360	AVX10X715 AVX10X800 CT607 CT607K1 CT607WP1	HYDP, ORG-NO 04193↔ ALT, ORG-NO 04193↔ CA, MTR-CODE: TU3M CA, MTR-CODE: TU3M CA, MTR-CODE: TU3M, ↔12/1991
14 E	10/82-07/89	150A, 150C, K1G	45-59	1360	AVX10X710 AVX10X775 AVX10X800 AVX10X910 CT607 CT744 CT607K1 CT744K1	HYDP, ORG-NO 04193↔ HYDP, ↔ORG-NO 04192 ALT, ORG-NO 04193↔ ALT, ↔ORG-NO 04192 CA, ORG-NO 04193↔, ↔ORG-NO 05439 CA, ORG-NO 05440↔ CA, ORG-NO 04193↔, ↔ORG-NO 05439 CA, ORG-NO 05440↔
	04/83-02/93	150F, 150C	49-53	1360	AVX10X710 AVX10X775 AVX10X800 AVX10X910 CT607 CT744 CT607K1 CT744K1 CT607WP1	HYDP, ORG-NO 04193↔ HYDP, ↔ORG-NO 04192 ALT, ORG-NO 04193↔ ALT, ↔ORG-NO 04192 CA, ORG-NO 04193↔, ↔ORG-NO 05439 CA, ORG-NO 05440↔ CA, ORG-NO 04193↔, ↔ORG-NO 05439 CA, ORG-NO 05440↔ CA, ORG-NO 04193↔, ↔ORG-NO 05439
15	10/87-05/92	B1E (XU51C)	59	1580	CT525 CT525K1	CA CA
16	01/87-02/93	B1E (XU51C)	53	1580	AVX10X800 4PK1245 4PK954 CT525 CT754 CT525K1 CT754K1 CT754WP1	HYDP ALT, (AC) ALT, (AC) CA, ↔ORG-NO 5545 CA, ORG-NO 5546↔ CA, ↔01/1992 CA, 02/1992↔ CA, ORG-NO 5546↔, 02/1992↔





CITROËN						
BX (XB-)	07/85-02/93	171D, 180Z	64-76	1580	AVX10X800 4PK1245 4PK954 CT525 CT754 CT525K1 CT754K1 CT754WP1	HYDP ALT, AC ALT CA, ⇨ORG-NO 5545 CA, ORG-NO 5546⇨ CA, ⇨01/1992 CA, 02/1992⇨ CA, ORG-NO 5546⇨, 02/1992⇨
	10/82-12/92	171A, 171B, 171C, XU52C	66-68	1580	AVX10X775 AVX10X800 4PK1245 4PK954 CT525 CT754 CT525K1	HYDP, ⇨11/1983 HYDP, 12/1983⇨ ALT, AC ALT CA, ⇨ORG-NO 5545 CA, ORG-NO 5546⇨ CA
	07/85-12/94	171D, 180Z, B1E (XU51C), BAY (XU5CP), BAZ (XU5CP), BDY (XU5M), BDZ (XU5M)	53-76	1580	AVX10X800 4PK1245 4PK954 CT525 CT754 CT525K1 CT754K1 CT754WP1	HYDP ALT, (AC) ALT, (AC) CA, ⇨ORG-NO 5545 CA, ORG-NO 5546⇨ CA, ⇨01/1992 CA, 02/1992⇨ CA, ORG-NO 5546⇨, 02/1992⇨
	09/87-02/93	B1A (XU51C/K)	58	1580	AVX10X800 4PK962 CT525 CT525K1 CT754K1 CT754WP1	VACP ALT CA CA, ⇨01/1992 CA, 02/1992⇨ CA, ORG-NO 5546⇨, 02/1992⇨
	09/88-02/93	BAY (XU5CP), BAZ (XU5CP)	55	1580	AVX10X800 4PK1245 4PK954 CT525 CT754 CT525K1 CT754K1 CT754WP1	HYDP ALT, (AC) ALT, (AC) CA, ⇨01/1992 CA, 02/1992⇨ CA, ⇨01/1992 CA, 02/1992⇨ CA, ORG-NO 5546⇨, 02/1992⇨
16 E	05/89-02/93	BDZ (XU5M), BDY (XU5M)	65	1580	AVX10X800 4PK1245 4PK954 CT525 CT754 CT525K1 CT754K1 CT754WP1	HYDP ALT, (AC) ALT, (AC) CA, ⇨ORG-NO 5545 CA, ORG-NO 5546⇨ CA, ⇨01/1992 CA, 02/1992⇨ CA, ORG-NO 5546⇨, 02/1992⇨
18 D	10/85-09/93	161A (XUD7)	44	1769	AVX10X625 4PK1230 4PK698 5PK1230 5PK715 5PK975 VD1086 MS01 CT1061 CT1061K1 CT1061WP2	HYDP ALT, (AC), ORG-NO 04071⇨, ⇨ORG-NO 04357 ALT, (AC), (MANL) ALT, (AC), ORG-NO 04358⇨ ALT, (AC), (AUTOM) ALT, (AC), ⇨ORG-NO 03857 (AUTOM) ONLY WITH VD1086 CA CA CA
19	07/86-12/89	D2C (XU92C), 159A	70-75	1905	AVX10X800 4PK1245 4PK954 CT525 CT754	HYDP ALT, AC ALT CA, ⇨ORG-NO 5545 CA, ORG-NO 5546⇨

CITROËN



CITROËN

BX (XB-)



	07/86-12/94	D2A (XU92C), DDZ (XU9M), DKZ (XU9JA)	75-88	1905	CT525K1 CA AVX10X800 HYDP 4PK1245 ALT, (AC) 4PK954 ALT, (AC) CT525 CA, ⇨ORG-NO 5545 CT754 CA, ORG-NO 5546⇨ CT525K1 CA, ⇨01/1992 CT754K1 CA, 02/1992⇨ CT754WP1 CA, ORG-NO 5546⇨, 02/1992⇨
19 4x4	06/89-05/91	D2E	78	1905	AVX10X800 HYDP 4PK1245 ALT, (AC), ⇨ORG-NO 04358 4PK1272 ALT, (AC), ORG-NO 04358⇨ 4PK954 ALT, (AC) CT525 CA, ⇨ORG-NO 5545 CT754 CA, ORG-NO 5546⇨ CT525K1 CA, ⇨01/1992
	10/90-05/91	DDZ (XU9M)	80	1905	AVX10X800 HYDP 4PK1245 ALT, AC 4PK954 ALT CT525 CA, ⇨ORG-NO 5545 CT754 CA, ORG-NO 5546⇨ CT525K1 CA
19 D	09/83-12/94	162 (XUD9), D9A (XUD9), D9B (XUD9A/U), DJZ (XUD9Y)	47-51	1905	AVX10X625 HYDP AVX10X650 VACP 4PK1230 ALT, AC, ORG-NO 4071⇨, ⇨ORG-NO 4356 4PK698 ALT, (MANL) 5PK1230 ALT, AC, ORG-NO 4357⇨ 5PK710 ALT, (AUTOM) 5PK975 ALT, AC, ⇨ORG-NO 3857 CT1061 CA CT1061K1 CA CT1061WP2 CA
19 E 4x4	04/89-02/93	D2F	80	1905	AVX10X800 HYDP 4PK1245 ALT, (AC), ⇨ORG-NO 04358 4PK1272 ALT, (AC), ORG-NO 04358⇨ 4PK954 ALT, (AC) CT525 CA, ⇨ORG-NO 5545 CT754 CA, ORG-NO 5546⇨ CT525K1 CA, ⇨01/1992 CT754K1 CA, 02/1992⇨ CT754WP1 CA, ORG-NO 5546⇨, 02/1992⇨
19 E, 19 GTi, 19 GTi 4x4	06/88-02/93	D6A (XU9J2), DDZ (XU9M), DKZ (XU9JA)	80-90	1905	AVX10X800 HYDP 4PK1245 ALT, (AC) 4PK954 ALT, (AC) CT525 CA, ⇨ORG-NO 5545 CT754 CA, ORG-NO 5546⇨ CT525K1 CA, ⇨01/1992 CT754K1 CA, 02/1992⇨ CT754WP1 CA, ORG-NO 5546⇨, 02/1992⇨
19 GTi 16V	09/87-02/93	D6C (XU9J4), DFW (XU9J4)	108- 116	1905	AVX10X625 HYDP, ⇨ORG-NO 4223 AVX10X650 HYDP, ORG-NO 4224⇨ 5PK1015 ALT, AC, ⇨ORG-NO 4091 5PK1270 ALT, AC, ORG-NO 4091⇨ 5PK725 ALT CT588 CA CT588K1 CA
19 KAT	07/86-12/94	DFZ (XU9J1)	75	1905	CT525 CA, ⇨01/1992 CT754 CA, 02/1992⇨ CT525K1 CA, ⇨01/1992 CT754K1 CA, 02/1992⇨ CT754WP1 CA, ORG-NO 5546⇨, 02/1992⇨





CITROËN						
BX (XB-)						
↔ TRD Turbo	03/88-12/94	A8A (XUD7TE), AJZ (XUD7TE)	66	1769	AVX10X625 AVX10X650 4PK1230 4PK698 5PK1230 5PK710 5PK975 CT1061 CT1061K1 CT1061WP2	HYDP VACP ALT, AC, ORG-NO 4071↔, ↔ORG-NO 4356 ALT, (MANL) ALT, AC, ORG-NO 4357↔ ALT, (AUTOM) ALT, AC, ↔ORG-NO 3857 CA CA CA
C1 (PM, PN)						
1.0	06/05-	1KR-FE	50	998	6PK1210 6PK850	ALT, (AC) ALT, (AC)
1.4 HDi	06/05-	DV4D	40	1398	6PK800 6PK962 VD1094 MS08 CT1063 CT1063K1 CT1063WP2	ALT, (AC) ALT, (AC) ONLY WITH VD1094 CA, OE-NO 0816E7 CA CA
C15 (VD-)						
1.0	10/84-12/97	XV8, TU9	33	954	AVX10X650 AVX10X715 AVX10X913 CT718K1 CT718WP1	PS ALT, ORG-NO 4196↔ ALT, ↔ORG-NO 4195 CA, 05/1988↔ CA, 05/1988↔, ORG-NO 4196↔
1.1	10/84-12/96	109K, E1A	35	1124	AVX10X650 AVX10X715 AVX10X913 CT718 CT718K1 CT718WP1	PS ALT, 05/1988↔, ORG-NO 4196↔ ALT, ↔05/1988, ↔ORG-NO 4195 CA, 05/1988↔, ORG-NO 4196↔ CA, 05/1988↔ CA, 05/1988↔, ORG-NO 4196↔
1.1, 1.1 i	07/88-12/96	HDZ (TU1M)	44	1124	AVX10X650 AVX10X715 CT718 CT718K1 CT718WP1	PS ALT CA CA CA, ORG-NO 4196↔
1.4 E	07/87-12/96	K3A	40	1360	AVX10X650 AVX10X715 CT607 CT744 CT607K1 CT744K1	PS ALT CA, 05/1988↔, ↔12/1991 CA, 01/1992↔ CA, 05/1988↔, ↔12/1991 CA, 01/1992↔
1.4 i	05/91-12/96	KDY (TU3FM), KDY (TU3M)	55	1360	AVX10X650 AVX10X715 CT607 CT744 CT607K1 CT744K1 CT607WP1	PS ALT CA, MTR-CODE: TU3M, ORG-NO 04196↔ CA, ORG-NO 04196↔, MTR-CODE: TU3FM CA, MTR-CODE: TU3M, ORG-NO 04196↔ CA, MTR-CODE: TU3FM, ORG-NO 04196↔ CA, MTR-CODE: TU3M, ORG-NO 04196↔
1.4, 1.4 E	05/87-12/96	150D (XY7), K1H (TU3A)	44-49	1360	AVX10X650 AVX10X715 AVX10X913 CT607 CT607K1 CT607WP1	PS ALT, 05/1988↔, ORG-NO 4196↔ ALT, ↔05/1988, ↔ORG-NO 4195 CA, ORG-NO 04196↔ CA, ORG-NO 04196↔ CA, ORG-NO 04196↔
1.8 D	07/86-12/00	161A (XUD7)	44	1769	AVX10X650 4PK698 CT1061 CT1061K1 CT1061K2	VACP ALT CA CA, ↔12/1993, ↔ORG-NO 6264 CA, 01/1994↔, ORG-NO 6265↔





CITROËN

C15 (VD-)					
1.9 D	12/00-12/05	WJX (DW8B)	44	1868	CT1061WP2 CA, ORG-NO 03584⇒ 6PK745 ALT, MTR-CODE: DW8B VD1097 MTR-CODE: DW8B, ⇒ORG-NO 09894 MS14 ONLY WITH VD1097 CT986 CA, MTR-CODE: DW8B CT986K2 CA, MTR-CODE: DW8B, ⇒ORG-NO 10461
C2 (JM)					
1.1	09/03-	HFX (TU1JP)	44	1124	6PK1050 ALT, (AC), ORG-NO 09885⇒ 6PK1125 ALT, (AC), ⇒ORG-NO 09884 6PK730 ALT, (AC) VD1100 (MANL) CT1066 CA, MTR-CODE: TU1JP, TU1A CT1066K1 CA, MTR-CODE: TU1JP, TU1A CT1066WP1 CA, MTR-CODE: TU1JP, TU1A
1.4	09/03-	KFV (TU3JP)	54	1360	6PK1050 ALT, (AC), ORG-NO 09885⇒ 6PK1125 ALT, (AC), ⇒ORG-NO 09884 6PK730 ALT, (AC) VD1100 CT1067 CA CT1067K1 CA CT1067WP1 CA
1.4 16V	06/06-	KFU (ET3J4)	65	1360	6PK1033 ALT CT1101 CA, MTR-CODE: ET3J4 CT1101K1 CA, MTR-CODE: ET3J4
1.4 HDi	09/03-	8HX (DV4TD)	50	1398	6PK1090 ELAST ALT, (AC), ORG-NO 10539⇒, ⇒ORG-NO 11073 6PK780 ELAST ALT, (AC), ORG-NO 10539⇒, ⇒ORG-NO 11073 6PK800 ALT, (AC), ⇒ORG-NO 10426, ORG-NO 11074⇒ 6PK976 ALT, (AC), ORG-NO 11074⇒ AP9013 ALT, (Valeo), FOR ALT: 150A, OE-NO 5702H4, 5705AS, 5705EY, ALT-No: TG15C020, TG15C028, TG15C053 AP9019 ALT, (Valeo), FOR ALT: 150A, OE-NO 5705 AS, 5705 NH, 5705 EY, ALT-No: TG15C118 AP9023 ALT, (Bosch), FOR ALT: 150A, OE-NO 5705 AS, 5705 NH, 5705 EY, ALT-No: 0 124 525 035 AP9042 ALT, (Bosch), FOR ALT: 150A, ALT-No: 0 124 525 035, OE-NO 5705AS, 5705EY VD1094 ⇒ORG-NO 10415 VD1096 ORG-NO 10416⇒ MS08 ONLY WITH VD1094, VD1096 CT1063 CA CT1063K1 CA CT1063WP2 CA, ⇒ORG-NO 10160
1.6	09/03-	NFU (TU5JP4)	80	1587	6PK1050 ALT, (AC), ORG-NO 09885⇒ 6PK1125 ALT, (AC), ⇒ORG-NO 09884 6PK730 ALT, (AC) VD1100 CT1065 CA CT1065K3 CA, MTR-CODE: TU5JP4 CT1065WP2 MTR-CODE: TU5JP4, CA
1.6 HDi	09/05-	9HZ (DV6TED4)	80	1560	6PK800 ALT, (AC) 6PK976 ALT, (AC) AP9013 ALT, (Valeo), FOR ALT: 150A, OE-NO 5702H4, 5705AS, 5705EY, ALT-No: TG15C020, TG15C028, TG15C053 AP9019 ALT, (Valeo), FOR ALT: 150A, OE-NO 5705 AS, 5705 NH, 5705 EY, ALT-No: TG15C118 AP9023 ALT, (Bosch), FOR ALT: 150A, OE-NO 5705 AS, 5705 NH, 5705 EY, ALT-No: 0 124 525 035 AP9042 ALT, (Bosch), FOR ALT: 150A, ALT-No: 0 124 525 035, OE-NO 5705AS, 5705EY





CITROËN						
C2 (JM_)						
↔						
1.6 VTS	01/05-	NFS (TU5JP4S)	90	1587	VD1096 MS08 CT1092 CT1092K1 CT1092WP1	ONLY WITH VD1096 CA CA CA
					6PK1050 6PK730 VD1100 CT1065 CT1065K3 CT1065WP2	ALT, (AC) ALT, (AC) CA CA CA
C25 (280_, 290_)						
1.8 E	07/87-02/94	169 (XM7T)	51	1796	AVX10X888 AVX10X925	WP ALT
1.9 D	07/87-02/94	D9B (XUD9A/U)	51	1905	AVX10X625 4PK795 CT1061 CT1061K1 CT1061WP2	VACP ALT CA CA CA
2.0, 2.0 E	09/81-02/94	170A (XN1T), 170B (XN1T), 170C (XN1T)	58-62	1971	AVX10X888 AVX10X925	WP ALT
2.5 D Turbo, 2.5 D Turbo 4x4	08/87-02/94	CRD93LS (U25- 673)	70	2500	AVX10X600 AVX10X700 AVX10X800 AVX10X825 CT662 CT700 CT662K1 CT700K1	VACP ALT PS WP, 2X INJP CA INJP CA
2.5 D, 2.5 D 4x4	10/85-02/94	CRD93L (U25- 661)	54	2500	AVX10X600 AVX10X625 AVX10X666 AVX10X700 AVX10X800 AVX10X825 AVX10X838 CT662 CT700 CT662K1 CT700K1	VACP HYDP HYDP, (AUTOM) ALT PS WP, 2X AC INJP CA INJP CA
C3 / C3 Pluriel (FC_, HB_)						
1.1 i	02/02-	HFX (TU1JP)	44	1124	6PK1050 6PK1125 6PK730 VD1100 CT1066 CT1066K1 CT1066WP1	ALT, (AC), ORG-NO 09885 ↔ ALT, (AC), ↔ORG-NO 09884 ALT, (AC) CA CA CA
1.4 16V	12/03-	KFU (ET3J4)	65	1360	6PK1033 6PK1050 6PK1125 6PK730 VD1100 CT1101 CT1101K1	ALT, (START/STOP) ALT, (AC), ORG-NO 09885 ↔ ALT, (AC), ↔ORG-NO 09884 ALT, (AC) (-START-STOP), MTR-CODE: ET3J4 CA CA
1.4 16V HDi	02/02-	8HY (DV4TED4)	66	1398	6PK800 6PK976 AP9013	ALT, (AC) ALT, (AC) ALT, (Valeo), FOR ALT: 150A, OE-NO 5702H4, 5705AS, 5705EY, ALT-No: TG15C020, TG15C028,
↔						

CITROËN



ContiTech



CITROËN

C3 / C3 Pluriel (FC_, HB_)



					AP9019 AP9023 AP9042 VD1094 CT1104 CT1104K1	TG15C053 ALT, (Valeo), FOR ALT: 150A, OE-NO 5705 AS, 5705 NH, 5705 EY, ALT-No: TG15C118 ALT, (Bosch), FOR ALT: 150A, OE-NO 5705 AS, 5705 NH, 5705 EY, ALT-No: 0 124 525 035 ALT, (Bosch), FOR ALT: 150A, ALT-No: 0 124 525 035, OE-NO 5705AS, 5705EY CA, MTR-CODE: DV4TED4 CA
1.4 HDi	02/02-	8HX (DV4TD)	50	1398	6PK1090 ELAST 6PK780 ELAST 6PK800 6PK976 AP9013 AP9019 AP9023 AP9042 VD1094 VD1096 MS08 CT1063 CT1063K1 CT1063WP2	ALT, (AC), ORG-NO 10678⇔ ALT, (AC), ORG-NO 10678⇔ ALT, (AC), ⇔ORG-NO 10677 ALT, (AC), ⇔ORG-NO 10677 ALT, (Valeo), FOR ALT: 150A, OE-NO 5702H4, 5705AS, 5705EY, ALT-No: TG15C020, TG15C028, TG15C053 ALT, (Valeo), FOR ALT: 150A, OE-NO 5705 AS, 5705 NH, 5705 EY, ALT-No: TG15C118 ALT, (Bosch), FOR ALT: 150A, OE-NO 5705 AS, 5705 NH, 5705 EY, ALT-No: 0 124 525 035 ALT, (Bosch), FOR ALT: 150A, ALT-No: 0 124 525 035, OE-NO 5705AS, 5705EY ⇔ORG-NO 10415 ORG-NO 10416⇔ ONLY WITH VD1094, VD1096 CA CA CA, ⇔ORG-NO 10160
1.4, 1.4 i, 1.4 i Bivalent, 1.4 Hybrid	02/02-	KFV (TU3JP)	54	1360	6PK1050 6PK1125 6PK730 VD1100 CT1067 CT1067K1 CT1067WP1	ALT, (AC), ORG-NO 09885⇔ ALT, (AC), ⇔ORG-NO 09884 ALT, (AC) CA CA CA
1.6 16V HDi	09/05-	9HX (DV6ATED4), 9HZ (DV6TED4)	60-80	1560	6PK1090 ELAST 6PK780 ELAST 6PK800 6PK976 AP9013 AP9019 AP9023 AP9042 VD1094 VD1096 MS08 CT1092 CT1092K1 CT1092WP1	ALT, (AC), ORG-NO 10678⇔ ALT, (AC), ORG-NO 10678⇔ ALT, (AC), ⇔ORG-NO 10677 ALT, (AC), ⇔ORG-NO 10677 ALT, (Valeo), FOR ALT: 150A, OE-NO 5702H4, 5705AS, 5705EY, ALT-No: TG15C020, TG15C028, TG15C053 ALT, (Valeo), FOR ALT: 150A, OE-NO 5705 AS, 5705 NH, 5705 EY, ALT-No: TG15C118 ALT, (Bosch), FOR ALT: 150A, OE-NO 5705 AS, 5705 NH, 5705 EY, ALT-No: 0 124 525 035 ALT, (Bosch), FOR ALT: 150A, ALT-No: 0 124 525 035, OE-NO 5705AS, 5705EY ⇔ORG-NO 10555 ORG-NO 10556⇔ ONLY WITH VD1094, VD1096 CA CA CA
1.6, 1.6 16V	02/02-	NFU (TU5JP4)	80	1587	6PK1050 6PK1125 6PK730 VD1100 CT1065	ALT, (AC), ORG-NO 09885⇔ ALT, (AC), ⇔ORG-NO 09884 ALT, (AC) CA





CITROËN						
C3 / C3 Pluriel (FC_, HB_)						
					CT1065K1 CT1065K3 CT1065WP1 CT1065WP2	CA, MTR-CODE: TU5JP4, ⇨ MTR-NO 1806404 CA, MTR-CODE: TU5JP4, MTR-NO 1806405⇨ MTR-CODE: TU5JP4, CA, ⇨ MTR-NO 1806404 MTR-CODE: TU5JP4, CA, MTR-NO 1806405⇨
C3 II						
1.1	11/09-	HFX (TU1JP)	44	1124	6PK1054 6PK730 CT1066 CT1066K1 CT1066WP1	ALT, (AC) ALT, (AC) CA, MTR-CODE: TU1A CA, MTR-CODE: TU1A CA, MTR-CODE: TU1A
1.4	11/09-	KFT (TU3A)	54	1360	6PK1054 6PK730 VD1100 CT1067 CT1067K1 CT1067WP1	ALT, (AC) ALT, (AC) CA CA CA
1.4 HDi 70	11/09-	8HZ (DV4TD), 8HR (DV4C)	50	1398	6PK800 6PK976 AP9019 AP9023 AP9042 CT1063 CT1163 CT1063K1 CT1063WP2	ALT, (AC), (-START-STOP) ALT, (AC), (-START-STOP) ALT, (Valeo), FOR ALT: 150A, OE-NO 5705 AS, 5705 NH, 5705 EY, ALTFNo: TG15C118 ALT, (Bosch), FOR ALT: 150A, OE-NO 5705 AS, 5705 NH, 5705 EY, ALTFNo: 0 124 525 035 ALT, (Valeo), FOR ALT: 150A, OE-NO 5705AS, 5705NH, 5705EY, ALTFNo: 0 124 525 035 CA, MTR-CODE: DV4TD CA, MTR-CODE: DV4C CA, MTR-CODE: DV4TD CA, MTR-CODE: DV4TD
1.4 VTi 95	11/09-	8FP (EP3)	70	1397	AP9018	ALT, (Mitsubishi), FOR ALT: 80A, OE-NO 5705 KQ, ALTFNo: A 005 TG 0881ZE, FOR ALT: 120A, OE-NO 5705 KG, ALTFNo: A 003 TG 3691ZE, A 003 TG 5281ZE
1.6 HDi	11/09-	9HP (DV6DTEd)	68	1560	6PK800 6PK976 6PK976 AP9013 AP9019 AP9023 AP9042 VD1096 MS08 CT1162	ALT, (AC), MTR-CODE: DV6ATED4, DV6DTEd ALT, (AC), MTR-CODE: DV6DTEd, (-START-STOP) ALT, (AC), MTR-CODE: DV6ATED4 ALT, (Valeo), FOR ALT: 150A, OE-NO 5702H4, 5705AS, 5705EY, ALTFNo: TG15C020, TG15C028, TG15C053 ALT, (Valeo), FOR ALT: 150A, OE-NO 5705 AS, 5705 NH, 5705 EY, ALTFNo: TG15C118 ALT, (Bosch), FOR ALT: 150A, OE-NO 5705 AS, 5705 NH, 5705 EY, ALTFNo: 0 124 525 035 ALT, (Valeo), FOR ALT: 150A, OE-NO 5705 AS, 5705 NH, 5705 EY, ALTFNo: 0 124 525 035 ONLY WITH VD1096 CA
1.6 HDi 110	11/09-	9HR (DV6C)	82	1560	6PK800 6PK976 6PK976 AP9013 AP9019 AP9023 AP9042 VD1094 VD1096	ALT, (AC), MTR-CODE: DV6ATED4, DV6DTEd ALT, (AC), MTR-CODE: DV6DTEd, (-START-STOP) ALT, (AC), MTR-CODE: DV6ATED4 ALT, (Valeo), FOR ALT: 150A, OE-NO 5702H4, 5705AS, 5705EY, ALTFNo: TG15C020, TG15C028, TG15C053 ALT, (Valeo), FOR ALT: 150A, OE-NO 5705 AS, 5705 NH, 5705 EY, ALTFNo: TG15C118 ALT, (Bosch), FOR ALT: 150A, OE-NO 5705 AS, 5705 NH, 5705 EY, ALTFNo: 0 124 525 035 ALT, (Valeo), FOR ALT: 150A, OE-NO 5705 AS, 5705 NH, 5705 EY, ALTFNo: 0 124 525 035 MTR-CODE: DV6ATED4, ⇨ ORG-NO 10555 MTR-CODE: DV6DTEd





















































CITROËN

CITROËN

C3 II
↕

					VD1096 MS08 CT1092 CT1162 CT1092K1 CT1092WP1	MTR-CODE: DV6ATED4, ORG-NO 10556⇒ ONLY WITH VD1096, VD1094 CA, MTR-CODE: DV6ATED4 CA CA, MTR-CODE: DV6ATED4 CA, MTR-CODE: DV6ATED4
1.6 HDi 90	11/09-	9HX (DV6ATED4)	66	1560	AP9019 AP9023 AP9042	ALT, (Valeo), FOR ALT: 150A, OE-NO 5705 AS, 5705 NH, 5705 EY, ALT-No: TG15C118 ALT, (Bosch), FOR ALT: 150A, OE-NO 5705 AS, 5705 NH, 5705 EY, ALT-No: 0 124 525 035 ALT, (Valeo), FOR ALT: 150A, OE-NO 5705 AS, 5705 NH, 5705 EY, ALT-No: 0 124 525 035
1.6 VTi 120	11/09-	5FS (EP6C)	88	1598	AP9018	ALT, (Mitsubishi), FOR ALT: 80A, OE-NO 5705 KQ, ALT-No: A 005 TG 0881ZE, FOR ALT: 120A, OE-NO 5705KG, ALT-No: A 003 TG 3691ZE, A 003 TG 5281ZE
C3 Picasso						
1.4 VTi 95	02/09-	8FS (EP3), 8FP (EP3)	70	1397	6PK906 AP9018	ALT, (AC), MTR-CODE: EP3, EP6 ALT, (Mitsubishi), FOR ALT: 80A, OE-NO 5705KQ, 5702J3, ALT-No: A005TG0881ZE, FOR ALT: 120A, OE-NO 5705KG, ALT-No: A003TG5281ZE
1.6 HDi	02/09-	9HX (DV6ATED4), 9HZ (DV6ATED4)	66-80	1560	6PK800 6PK976 AP9013 AP9019 AP9023 AP9042 VD1096 MS08 CT1092 CT1092K1 CT1092WP1	ALT, (AC) ALT, (AC) ALT, (Valeo), FOR ALT: 150A, OE-NO 5702H4, 5705AS, 5705EY, ALT-No: TG15C020, TG15C028, TG15C053 ALT, (Valeo), FOR ALT: 150A, OE-NO 5705 AS, 5705 NH, 5705 EY, ALT-No: TG15C118 ALT, (Bosch), FOR ALT: 150A, OE-NO 5705 AS, 5705 NH, 5705 EY, ALT-No: 0 124 525 035 ALT, (Bosch), FOR ALT: 150A, ALT-No: 0 124 525 035, OE-NO 5705AS, 5705EY ONLY WITH VD1096 CA CA CA
1.6 HDi 110	05/10-	9HR (DV6C)	82	1560	6PK976 AP9019 AP9023 AP9042 VD1096 MS08 CT1162	ALT, (AC) ALT, (Valeo), FOR ALT: 150A, OE-NO 5705 AS, 5705 NH, 5705 EY, ALT-No: TG15C118 ALT, (Bosch), FOR ALT: 150A, OE-NO 5705 AS, 5705 NH, 5705 EY, ALT-No: 0 124 525 035 ALT, (Bosch), FOR ALT: 150A, OE-NO 5705 AS, 5705 NH, 5705 EY, ALT-No: 0 124 525 035 ONLY WITH VD1096 CA
1.6 HDi 90	07/10-	9HP (DV6DTED)	68	1560	6PK800 6PK976 AP9019 AP9023 AP9042 VD1096 MS08 CT1092 CT1162 CT1092K1 CT1092WP1	ALT, (AC) ALT, (AC) ALT, (Valeo), FOR ALT: 150A, OE-NO 5705 AS, 5705 NH, 5705 EY, ALT-No: TG15C118 ALT, (Bosch), FOR ALT: 150A, OE-NO 5705 AS, 5705 NH, 5705 EY, ALT-No: 0 124 525 035 ALT, (Bosch), FOR ALT: 150A, ALT-No: 0 124 525 035, OE-NO 5705AS, 5705EY ONLY WITH VD1096 CA CA CA CA



					ContiTech	
CITROËN						
C3 Picasso ↔ 1.6 VTi 120	02/09-	5FW (EP6), 5FS (EP6C)	88	1598	 AP9018	ALT, (Mitsubishi), FOR ALT: 80A, OE-NO 5705KQ, 5702J3, ALT-No: A005TG0881ZE, FOR ALT: 120A, OE-NO 5705KG, ALT-No: A003TG5281ZE
C35 Pick-up 2.5 D	02/80-01/94	B25637	51	2498	 AVX10X1175  AVX10X825	FAN ALT
C4 (B7) 1.4 VTi 95	11/09-	8FP (EP3)	70	1397	 AP9018	ALT, (Mitsubishi), FOR ALT: 120A, OE-NO 5705 KG, 5702 J0, ALT-No: A 003 TG 3691ZE, A 003 TG 5281ZE
1.6 HDi 110, 1.6 HDi 90	11/09-	9HP (DV6DTED), 9HR (DV6C)	68-82	1560	 6PK800  6PK976  VD1096  MS08  CT1162	ALT, (-AC), (-START-STOP) ALT, (AC), (-START-STOP) ONLY WITH VD1096 CA
1.6 THP 155	11/09-	5FV (EP6CDT)	115	1598	 AP9018	ALT, (Mitsubishi), FOR ALT: 120A, OE-NO 5705 KG, 5702 J0, ALT-No: A 003 TG 3691ZE, A 003 TG 5281ZE
1.6 VTi 120	11/09-	5FS (EP6C)	88	1598	 AP9018	ALT, (Mitsubishi), FOR ALT: 120A, OE-NO 5705 KG, ALT-No: A 003 TG 3691ZE, A 003 TG 5281ZE
2.0 HDi 150	11/09-		110	1997	 6PK1244  CT1140  CT1140K1	ALT CA CA
C4 (LA, LC) 1.4 16V	11/04-	KFU (ET3J4)	65	1360	 6PK1050  6PK1070  6PK730  VD1100  CT1101  CT1101K1	ALT, AC, FOR ALT: 80A, FOR ALT: 90A ALT, AC, FOR ALT: 120A ALT, (-AC) CA CA
1.6 16V	11/04-	NFU (TU5JP4)	80	1587	 6PK1050  6PK1070  6PK730  VD1100  CT1065  CT1065K3  CT1065WP2	ALT, (AC), FOR ALT: 80A ALT, (AC), FOR ALT: 120A ALT, (-AC) CA CA CA
1.6 16V Bio-Flex	09/07-	NFU (TU5JP4)	80	1587	 6PK1050  6PK1070  6PK730  VD1100  CT1065  CT1065K3  CT1065WP2	ALT, (AC), FOR ALT: 80A ALT, (AC), FOR ALT: 120A ALT, (-AC) MTR-CODE: TU5JP4, CA MTR-CODE: TU5JP4, CA MTR-CODE: TU5JP4, CA
1.6 HDi	11/04-	9HX (DV6ATED4)	66	1560	 6PK1090 ELAST  6PK780 ELAST  6PK800  6PK976  AP9013  AP9019  AP9023  AP9042  VD1094  VD1096	ALT, AC, ORG-NO 10556↔, 10/2005↔, ↔ORG-NO 11073, ↔02/2007 ALT, (-AC), ORG-NO 10556↔, 10/2005↔, ↔ORG-NO 11073, ↔02/2007 ALT, (-AC), ↔ORG-NO 10555, ↔09/2005 ALT, (AC), ↔ORG-NO 10555, ↔09/2005 ALT, (Valeo), FOR ALT: 150A, OE-NO 5702H4, 5705AS, 5705EY, ALT-No: TG15C020, TG15C028, TG15C053 ALT, (Valeo), FOR ALT: 150A, OE-NO 5705 AS, 5705 NH, 5705 EY, ALT-No: TG15C118 ALT, (Bosch), FOR ALT: 150A, OE-NO 5705 AS, 5705 NH, 5705 EY, ALT-No: 0 124 525 035 ALT, (Bosch), FOR ALT: 150A, ALT-No: 0 124 525 035, OE-NO 5705AS, 5705EY ↔ORG-NO 10555 ORG-NO 10556↔



CITROËN

C4 (LA_, LC_) ↕

					MS08 CT1092 CT1092K1 CT1092WP1	ONLY WITH VD1094, VD1096 CA, MTR-CODE: DV6ATED4 CA, MTR-CODE: DV6ATED4 MTR-CODE: DV6ATED4, CA
		9HZ (DV6TED4), 9HY (DV6TED4)	80	1560	6PK1090 ELAST 6PK780 ELAST 6PK800 6PK976 AP9013 AP9019 AP9023 AP9042 VD1094 VD1096 VD1096 MS08 CT1092 CT1092K1 CT1092WP1	ALT, AC, ORG-NO 10556↔, 10/2005↔, ↔ORG-NO 11073, ↔02/2007 ALT, (AC), ORG-NO 10556↔, 10/2005↔, ↔ORG-NO 11073, ↔02/2007 ALT, (AC), ↔ORG-NO 10555, ↔09/2005 ALT, (AC), ↔ORG-NO 10555, ↔09/2005 ALT, (Valeo), FOR ALT: 150A, OE-NO 5702H4, 5705AS, 5705EY, ALT-No: TG15C020, TG15C028, TG15C053 ALT, (Valeo), FOR ALT: 150A, OE-NO 5705 AS, 5705 NH, 5705 EY, ALT-No: TG15C118 ALT, (Bosch), FOR ALT: 150A, OE-NO 5705 AS, 5705 NH, 5705 EY, ALT-No: 0 124 525 035 ALT, (Bosch), FOR ALT: 150A, ALT-No: 0 124 525 035, OE-NO 5705AS, 5705EY (-PARTCL-FILTER), ↔ORG-NO 10555 (-PARTCL-FILTER), ORG-NO 10556↔ (PARTCL-FILTER) ONLY WITH VD1094, VD1096 CA, MTR-CODE: DV6TED4 CA, MTR-CODE: DV6TED4 MTR-CODE: DV6TED4, CA
1.6 THP 140, 1.6 THP 150, 1.6 VTi 120	07/08-	5FT (EP6DT), 5FW (EP6), 5FX (EP6DT)	88-110	1598	AP9018	ALT, (Mitsubishi), FOR ALT: 80A, OE-NO 5705KQ, ALT-No: A005TG0881ZE, FOR ALT: 120A, OE-NO 5705KG, ALT-No: A003TG5281ZE
2.0 16V	11/04-	RFN (EW10J4)	100	1997	6PK1710 CT1138 CT1138K1 CT1138WP1	ALT, (AC) CA CA CA
		RFJ (EW10A)	103	1997	6PK1000 AP9019 AP9023 AP9042 CT1110 CT1110K1	ALT ALT, (Valeo), FOR ALT: 150A, OE-NO 5705 AS, 5705 NH, 5705 EY, ALT-No: TG15C118 ALT, (Bosch), FOR ALT: 150A, OE-NO 5705 AS, 5705 NH, 5705 EY, ALT-No: 0 124 525 035 ALT, (Bosch), FOR ALT: 150A, OE-NO 5705 AS, 5705 NH, 5705 EY, ALT-No: 0 124 525 035 CA, MTR-CODE: EW10A CA, MTR-CODE: EW10A
		RFK (EW10J4S)	130	1997	6PK1185 6PK1710 AP9019 AP9023 AP9042 CT1110 CT1110K2	ALT, PS, (-AC) ALT, (AC) ALT, (Valeo), FOR ALT: 150A, OE-NO 5705 AS, 5705 NH, 5705 EY, ALT-No: TG15C118 ALT, (Bosch), FOR ALT: 150A, OE-NO 5705 AS, 5705 NH, 5705 EY, ALT-No: 0 124 525 035 ALT, (Bosch), FOR ALT: 150A, OE-NO 5705 AS, 5705 NH, 5705 EY, ALT-No: 0 124 525 035 CA, MTR-CODE: EW10J4S CA
2.0 HDi	11/04-	RHR (DW10BTED4)	100	1997	6PK1217 AP9019 AP9023 AP9042 VD1092	ALT, AC, MTR-CODE: DW10BTED4 ALT, (Valeo), FOR ALT: 150A, OE-NO 5705 AS, 5705 NH, 5705 EY, ALT-No: TG15C118 ALT, (Bosch), FOR ALT: 150A, OE-NO 5705 AS, 5705 NH, 5705 EY, ALT-No: 0 124 525 035 ALT, (Bosch), FOR ALT: 150A, ALT-No: 0 124 525 035, OE-NO 5705AS, 5705EY ↔09/2006, ↔ORG-NO 10912





CITROËN

C4 (LA_, LC_)

	07/08-	RHF (DW10BTED4)	103	1997	CT1091	CA, MTR-CODE: DW10BTED4
					CT1091K1	CA, MTR-CODE: DW10BTED4
					CT1091WP1	CA, MTR-CODE: DW10BTED4
					6PK1244	ALT, MTR-CODE: DW10CTED4
					AP9019	ALT, (Valeo), FOR ALT: 150A, OE-NO 5705 AS, 5705 NH, 5705 EY, ALT-No: TG15C118
					AP9023	ALT, (Bosch), FOR ALT: 150A, OE-NO 5705 AS, 5705 NH, 5705 EY, ALT-No: 0 124 525 035
					AP9042	ALT, (Bosch), FOR ALT: 150A, ALT-No: 0 124 525 035, OE-NO 5705AS, 5705EY
					CT1140	CA, MTR-CODE: DW10CTED4
					CT1140K1	CA, MTR-CODE: DW10CTED4

C4 AIRCROSS

1.6 HDi 115, 1.6 HDi 115 AWC

04/12-	9HL (DV6C)	84	1560	6PK800	ALT, (-AC), (-START-STOP)
				6PK976	ALT, (AC), (-START-STOP)
				VD1096	
				MS08	ONLY WITH VD1096
				CT1162	CA

C4 Picasso / C4 Grand Picasso (UD_, UA_)

1.6 16V

07/08-	5FT (EP6DT)	103	1598	AP9018	ALT, (Mitsubishi), FOR ALT: 80A, OE-NO 5705KQ, ALT-No: A005TG0881ZE, FOR ALT: 120A, OE-NO 5705KG, ALT-No: A003TG5281ZE	
10/08-	5FX (EP6DT)	110	1598	6PK906	ALT	
				AP9018	ALT, (Mitsubishi), FOR ALT: 80A, OE-NO 5705KQ, ALT-No: A005TG0881ZE, FOR ALT: 120A, OE-NO 5705KG, ALT-No: A003TG5281ZE	
07/06-	NFU (TU5JP4)	80	1587	6PK1054	ALT, (AC), FOR ALT: 80A	
				6PK1070	ALT, (AC), FOR ALT: 120A	
				6PK730	ALT, (AC)	
				VD1100	FOR ALT: 80A	
				CT1065	CA	
				CT1065K3	CA	
				CT1065WP2	CA	
07/08-	5FX (EP6DT)	110	1598	AP9018	ALT, (Mitsubishi), FOR ALT: 120A, OE-NO 5705 KG, 5700 JO, ALT-No: A 003 TG 3691ZE, A 003 TG 5281ZE	
1.6 e-HDi 110	09/10-	9HL (DV6C)	82	1560	6PK800	ALT, (AC), (-START-STOP)
					6PK976	ALT, (AC), (-START-STOP)
					VD1096	
					MS08	ONLY WITH VD1096
					CT1162	CA
1.6 HDi	07/06-	9HZ (DV6TED4), 9HY (DV6TED4)	80	1560	6PK1090 ELAST	ALT, (AC), ⇨ORG-NO 10948
					6PK780 ELAST	ALT, (AC)
					6PK800	ALT, (AC), (FAP)
					6PK976	ALT, (AC), ORG-NO 10949⇨
					AP9013	ALT, (Valeo), FOR ALT: 150A, OE-NO 5705 AS, 5705 EY, ALT-No: TG15C020, TG15C028, TG15C053, FOR ALT: 180A, OE-NO 5705 AX, 5705 EE, ALT-No: FG 18 S 017, FG 18 S 048
					AP9019	ALT, (Valeo), FOR ALT: 150A, OE-NO 5705 AS, 5705 NH, 5705 EY, ALT-No: TG15C118
					AP9023	ALT, (Bosch), FOR ALT: 150A, OE-NO 5705 AS, 5705 NH, 5705 EY, ALT-No: 0 124 525 035
					AP9042	ALT, (Bosch), FOR ALT: 150A, ALT-No: 0 124 525 035, OE-NO 5705AS, 5705EY
					VD1096	
					MS08	ONLY WITH VD1096
					CT1092	CA, MTR-CODE: DV6TED4
					CT1092K1	CA, MTR-CODE: DV6TED4
					CT1092WP1	MTR-CODE: DV6TED4, CA
1.6 HDi 110	09/10-	9HR (DV6C)	82	1560	6PK800	ALT, (AC), (-START-STOP)





CITROËN

C4 Picasso / C4 Grand Picasso (UD, UA)



					6PK976 AP9013	ALT, (AC), (-START-STOP)
					AP9019 AP9023 AP9042	ALT, (Valeo), FOR ALT: 150A, OE-NO 5705AS, 5705EY, ALT-No: TG15C020, TG15C028, TG15C053, FOR ALT: 180A, OE-NO 5705 AX, 5705 EE, ALT-No: FG 18 S 017, FG 18 S 048
					AP9019 AP9023 AP9042	ALT, (Valeo), FOR ALT: 150A, OE-NO 5705 AS, 5705 NH, 5705 EY, ALT-No: TG15C118
					AP9023 AP9042	ALT, (Bosch), FOR ALT: 150A, OE-NO 5705 AS, 5705 NH, 5705 EY, ALT-No: 0 124 525 035
					AP9042	ALT, (Bosch), FOR ALT: 150A, OE-NO 5705 AS, 5705 NH, 5705 EY, ALT-No: 0 124 525 035
					VD1096 MS08 CT1162	ONLY WITH VD1096 CA
1.6 THP 140	07/08-	5FT (EP6DT)	103	1598	AP9018	ALT, (Mitsubishi), FOR ALT: 120A, OE-NO 5705 KG, 5702 J0, ALT-No: A 003 TG 3691ZE, A 003 TG 5281ZE
1.6 THP 155	09/10-	5FV (EP6CDT)	115	1598	AP9018	ALT, (Mitsubishi), FOR ALT: 120A, OE-NO 5705 KG, ALT-No: A 003 TG 3691ZE, A 003 TG 5281ZE
1.6 VTi 120	07/08-	5FW (EP6)	88	1598	AP9018	ALT, (Mitsubishi), FOR ALT: 80A, OE-NO 5705KQ, ALT-No: A005TG0881ZE, FOR ALT: 120A, OE-NO 5705KG, ALT-No: A003TG5281ZE
1.8 i 16V	10/06-	6FY (EW7A)	92	1749	6PK1000 CT1110 CT1110K1	CA CA, MTR-CODE: EW7A CA, MTR-CODE: EW7A
2.0 16V	07/06-	RFJ (EW10A)	103	1997	AP9019 AP9023 AP9042	ALT, (Valeo), FOR ALT: 150A, OE-NO 5705 AS, 5705 NH, 5705 EY, ALT-No: TG15C118
					AP9023 AP9042	ALT, (Bosch), FOR ALT: 150A, OE-NO 5705 AS, 5705 NH, 5705 EY, ALT-No: 0 124 525 035
					AP9042	ALT, (Bosch), FOR ALT: 150A, OE-NO 5705 AS, 5705 NH, 5705 EY, ALT-No: 0 124 525 035
2.0 HDi 138	10/06-	RHJ (DW10BTED4), RHR (DW10BTED4)	100	1997	6PK1217 6PK1244 AP9013	ALT, AC, MTR-CODE: DW10BTED4
					AP9019 AP9023 AP9042	ALT, MTR-CODE: DW10CTED4
					AP9019 AP9023 AP9042	ALT, (Valeo), FOR ALT: 150A, OE-NO 5705 AS, 5705 EY, ALT-No: TG 15 C 020, TG 15 C 028, TG 15 C 053, FOR ALT: 180A, OE-NO 5705AX, 5705EE, ALT-No: FG 18 S 017, FG 18 S 048
					AP9019 AP9023 AP9042	ALT, (Valeo), FOR ALT: 150A, OE-NO 5705 AS, 5705 NH, 5705 EY, ALT-No: TG15C118
					AP9023 AP9042	ALT, (Bosch), FOR ALT: 150A, OE-NO 5705 AS, 5705 NH, 5705 EY, ALT-No: 0 124 525 035
					AP9042	ALT, (Bosch), FOR ALT: 150A, ALT-No: 0 124 525 035, OE-NO 5705AS, 5705EY
					CT1091 CT1140 CT1091K1 CT1140K1 CT1091WP1	CA, MTR-CODE: DW10BTED4 CA, MTR-CODE: DW10CTED4 CA, MTR-CODE: DW10BTED4 CA, MTR-CODE: DW10CTED4 CA, MTR-CODE: DW10BTED4
2.0 HDi 150	07/09-		110	1997	6PK1244 AP9013	ALT
					AP9040 AP9042	ALT, (Valeo), FOR ALT: 180A, OE-NO 5705AX, 5705EE, ALT-No: FG 18 S 017
					AP9040 AP9042	ALT, (Mitsubishi), FOR ALT: 180A, OE-NO 5705AX, 5705EE, ALT-No: A004TJ0084
					AP9042	ALT, (Bosch), FOR ALT: 150A, ALT-No: 0 124 525 035, OE-NO 5705AS, 5705EY
					CT1140 CT1140K1	CA CA, MTR-CODE: DW10DTED4
2.0 HDi 165	09/10-	RHH (DW10CTED4)	120	1997	6PK1244 CT1140 CT1140K1	ALT CA CA
2.0 i 16V	10/06-	RFJ (EW10A)	103	1997	6PK1000	ALT





CITROËN

C4 Picasso / C4 Grand Picasso (UD, UA)

						CT1110	CA, MTR-CODE: EW10A
						CT1110K1	CA, MTR-CODE: EW10A
C5 (DC, DE)							
1.8 16V	03/01-08/04	6FZ (EW7J4)	85	1749		6PK1190	ALT, (AC)
						6PK1710	ALT, (AC)
						CT1138	CA
						CT1138K1	CA
						CT1138WP1	CA
2.0 16V	03/01-08/04	RFN (EW10J4)	100	1997		6PK1185	ALT, PS, (-AC)
						6PK1710	ALT, PS, AC
						CT1138	CA, MTR-CODE: EW10J4
						CT1138K1	CA, MTR-CODE: EW10J4
						CT1138WP1	CA, MTR-CODE: EW10J4
2.0 16V HPI	03/01-08/04	RLZ (EW10D)	103	1997		6PK1185	ALT, PS, (-AC)
						6PK1710	ALT, PS, AC
						CT1019	CA
						CT1019K1	CA
2.0 HDi	03/01-08/04	RHS (DW10ATED), RHZ (DW10ATED)	79-80	1997		6PK1453	ALT, (AC)
						6PK1740	ALT, (AC), ⇨ORG-NO 09337, (SANDEN)
						6PK1743	ALT, (AC), ORG-NO 09338⇨, (SANDEN)
						6PK1750	ALT, (AC), (DELPHI)
						6PK1740D1	ALT, (AC), ⇨ORG-NO 09337, (SANDEN)
						6PK1750D2	ALT, (AC), (AUTOM), ⇨ORG-NO 09365, (DELPHI)
						6PK1750D2	ALT, (AC), (MANL), ⇨ORG-NO 09337, (DELPHI)
						AP9019	ALT, (Valeo), FOR ALT: 150A, OE-NO 5705 AS, 5705 NH, 5705 EY, ALTNo: TG15C118
						AP9023	ALT, (Bosch), FOR ALT: 150A, OE-NO 5705 AA, 5705 ER, ALTNo: 0 124 615 027, OE-NO 5705 AS, 5705 NH, 5705 EY, ALTNo: 0 124 525 035
						AP9038	(AC), ⇨ORG-NO 09520, ALT, OE-NO 5705 AA, 5705 ER, (Valeo), FOR ALT: 150A
						AP9042	ALT, (Bosch), FOR ALT: 150A, ALTNo: 0124 615 027, OE-NO 5705AA, 5705ER, ALTNo: 0 124 525 035, OE-NO 5705AS, 5705EY, (AC)
						VD1080	(MANL), ⇨ORG-NO 09337
						VD1080	(AUTOM), ⇨ORG-NO 09365
						VD1095	(MANL), ORG-NO 09338⇨
						VD1095	(AUTOM), ORG-NO 09366⇨
						MS01	ONLY WITH VD1080, VD1095
						CT987	CA
						CT987K1	CA, ⇨ORG-NO 08756
						CT987K2	CA, ORG-NO 08757⇨
						CT987WP1	CA, ⇨ORG-NO 08756
						CT987WP2	CA, ORG-NO 08757⇨
		RHY (DW10TD)	66	1997		6PK1453	ALT, (AC)
						6PK1740	ALT, (AC), (SANDEN)
						6PK1750	ALT, (AC), (DELPHI)
						6PK1740D1	ALT, (AC), (SANDEN), ⇨ORG-NO 09337
						6PK1750D2	ALT, (AC), (DELPHI), ⇨ORG-NO 09337
						AP9019	ALT, (Valeo), FOR ALT: 150A, OE-NO 5705 AS, 5705 NH, 5705 EY, ALTNo: TG15C118
						AP9023	ALT, (Bosch), FOR ALT: 150A, OE-NO 5705 ER, 5705 AA, ALTNo: 0 124 615 027, OE-NO 5705 AS, 5705 NH, 5705 EY, ALTNo: 0 124 525 035
						AP9038	(AC), ⇨ORG-NO 09520, ALT, OE-NO 5705 AA, 5705 ER, (Valeo), FOR ALT: 150A
						AP9042	ALT, (Bosch), FOR ALT: 150A, ALTNo: 0124 615 027, OE-NO 5705AA, 5705ER, ALTNo: 0 124 525 035, OE-NO 5705AS, 5705EY, (AC)
						VD1080	(MANL), ⇨ORG-NO 09337
						VD1080	(AUTOM), ⇨ORG-NO 09365

CITROËN



CITROËN

C5 (DC_, DE_) ↕

					VD1095 (AUTOM), ORG-NO 09366↔ VD1095 (MANL), ORG-NO 09338↔ MS02 ONLY WITH VD1080, VD1095 CT987 CA CT987K1 CA, ↔ORG-NO 08756 CT987K2 CA, ORG-NO 08757↔ CT987WP1 CA, ↔ORG-NO 08756 CT987WP2 CA, ORG-NO 08757↔
		RHZ (DW10ATED), RHS (DW10ATED)	79-80	1997	6PK1453 ALT, (-AC) 6PK1740 ALT, (AC), ↔ORG-NO 09337, (SANDEN) 6PK1743 ALT, (AC), ORG-NO 09338↔, (SANDEN) 6PK1750 ALT, (AC), (DELPHI) 6PK1740D1 ALT, (AC), ↔ORG-NO 09337, (SANDEN) 6PK1750D2 ALT, (AC), (MANL), ↔ORG-NO 09337, (DELPHI) 6PK1750D2 ALT, (AC), (AUTOM), ↔ORG-NO 09365, (DELPHI) AP9019 ALT, (Valeo), FOR ALT: 150A, OE-NO 5705 AS, 5705 NH, 5705 EY, ALT-No: TG15C118 AP9023 ALT, (Bosch), FOR ALT: 150A, OE-NO 5705 ER, 5705 AA, ALT-No: 0 124 615 027, OE-NO 5705 AS, 5705 NH, 5705 EY, ALT-No: 0 124 525 035 AP9042 ALT, (Bosch), FOR ALT: 150A, ALT-No: 0124 615 027, OE-NO 5705AA, 5705ER, ALT-No: 0 124 525 035, OE-NO 5705AS, 5705EY, (AC) VD1080 (MANL), ↔ORG-NO 09337 VD1080 (AUTOM), ↔ORG-NO 09365 VD1095 (MANL), ORG-NO 09338↔ VD1095 (AUTOM), ORG-NO 09366↔ CT987 CA CT987K1 CA, ↔ORG-NO 08756 CT987K2 CA, ORG-NO 08757↔ CT987WP1 CA, ↔ORG-NO 08756 CT987WP2 CA, ORG-NO 08757↔
2.2 HDi	03/01-08/04	4HX (DW12TED4/FAP)	98	2179	6PK1453 ALT, (AC) 6PK1740 ALT, (AC), (SANDEN) 6PK1750 ALT, (AC), (DELPHI) 6PK1740D1 ALT, (AC), (SANDEN) 6PK1750D2 ALT, (AC), (DELPHI) AP9019 ALT, (Valeo), FOR ALT: 150A, OE-NO 5705 AS, 5705 NH, 5705 EY, ALT-No: TG15C118 AP9023 ALT, (Bosch), FOR ALT: 150A, OE-NO 5705 AA, 5705 ER, ALT-No: 0 124 615 027, OE-NO 5705 AS, 5705 NH, 5705 EY, ALT-No: 0 124 525 035 AP9038 ALT, OE-NO 5705 AA, 5705 ER, (Valeo), FOR ALT: 150A AP9042 ALT, (Bosch), FOR ALT: 150A, ALT-No: 0124 615 027, OE-NO 5705AA, 5705ER, ALT-No: 0 124 525 035, OE-NO 5705AS, 5705EY VD1080 MS02 ONLY WITH VD1080 CT1037 CA, MTR-CODE: DW12TED4 CT1037K2 CA, MTR-CODE: DW12TED4, ORG-NO 10011↔
3.0 Carlsson, 3.0 V6	03/01-08/04	XFX (ES9J4S)	152-173	2946	6PK1590 ALT, AC CT1052 CA CT1052K1 CA
C5 (RC_, RE_) 1.6 HDi	09/04-	9HY (DV6TED4)	80	1560	6PK1710 ALT AP9013 ALT, (Valeo), FOR ALT: 150A, OE-NO 5702H4, 5705AS, 5705EY, ALT-No: TG15C020, TG15C028, TG15C053 AP9019 ALT, (Valeo), FOR ALT: 150A, OE-NO 5705 AS, 5705 NH, 5705 EY, ALT-No: TG15C118





CITROËN

C5 (RC_, RE_)



1.8 16V	09/04-	6FZ (EW7J4)	85	1749	AP9023 AP9042 VD1094 VD1096 MS08 CT1092 CT1092K1 CT1092WP1	ALT, (Bosch), FOR ALT: 150A, ALT-No: 0 124 525 035, OE-NO 5705 AS, 5705 NH, 5705 EY ALT, (Bosch), FOR ALT: 150A, ALT-No: 0124 615 027, OE-NO 5705AA, 5705ER, ALT-No: 0 124 525 035, OE-NO 5705AS, 5705EY ⇒ORG-NO 10555 ORG-NO 10556⇒ ONLY WITH VD1094, VD1096 CA CA CA
	09/05-	6FY (EW7A)	92	1749	6PK1710 CT1138 CT1138K1 CT1138WP1	ALT, PS, AC CA CA CA
2.0 16V	09/04-	RFJ (EW10A)	103	1997	6PK1000 CT1110 CT1110K1	ALT CA, MTR-CODE: EW7A CA, MTR-CODE: EW7A
	09/05-	RFJ (EW10A)	103	1997	6PK1000 CT1110 CT1110K1	ALT CA, MTR-CODE: EW10A CA, MTR-CODE: EW10A
2.0 HDi	09/04-	RHR (DW10BTED4)	100	1997	6PK1217 AP9013 AP9019 AP9023 AP9042 VD1092 CT1091 CT1091K1 CT1091WP1	ALT, AC ALT, (Valeo), FOR ALT: 150A, OE-NO 5705AS, 5705EY, ALT-No: TG15C020, TG15C028, TG15C053, FOR ALT: 180A, OE-NO 5705AX, 5705EE, ALT-No: FG 18 S 017 ALT, (Valeo), FOR ALT: 150A, OE-NO 5705 AS, 5705 NH, 5705 EY, ALT-No: TG15C118 ALT, (Bosch), FOR ALT: 150A, OE-NO 5705 AS, 5705 NH, 5705 EY, ALT-No: 0 124 525 035 ALT, (Bosch), FOR ALT: 150A, ALT-No: 0124 615 027, OE-NO 5705AA, 5705ER, ALT-No: 0 124 525 035, OE-NO 5705AS, 5705EY ⇒09/2006, ⇒ORG-NO 10912 CA CA CA
	09/04-	4HX (DW12TED4/FAP)	98	2179	6PK1740 6PK1740D1 AP9019 AP9023 AP9038 AP9042 VD1080 CT1037 CT1037K2	ALT, (AC), MTR-CODE: DW12TED4 MTR-CODE: DW12TED4, ALT, (AC) ALT, (Valeo), FOR ALT: 150A, OE-NO 5705 AS, 5705 NH, 5705 EY, ALT-No: TG15C118 ALT, (Bosch), FOR ALT: 150A, ALT-No: 0 124 525 035, OE-NO 5705 AS, 5705 NH, 5705 EY ALT, OE-NO 5705 AA, 5705 ER, (Valeo), FOR ALT: 150A ALT, (Bosch), FOR ALT: 150A, ALT-No: 0124 615 027, OE-NO 5705AA, 5705ER, ALT-No: 0 124 525 035, OE-NO 5705AS, 5705EY, (AC) CA, MTR-CODE: DW12TED4 CA, ORG-NO 10011⇒
2.2 HDi	09/04-	4HX (DW12TED4/FAP)	98	2179	6PK1740 6PK1740D1 AP9019 AP9023 AP9038 AP9042 VD1080 CT1037 CT1037K2	ALT, (AC), MTR-CODE: DW12TED4 MTR-CODE: DW12TED4, ALT, (AC) ALT, (Valeo), FOR ALT: 150A, OE-NO 5705 AS, 5705 NH, 5705 EY, ALT-No: TG15C118 ALT, (Bosch), FOR ALT: 150A, ALT-No: 0 124 525 035, OE-NO 5705 AS, 5705 NH, 5705 EY ALT, OE-NO 5705 AA, 5705 ER, (Valeo), FOR ALT: 150A ALT, (Bosch), FOR ALT: 150A, ALT-No: 0124 615 027, OE-NO 5705AA, 5705ER, ALT-No: 0 124 525 035, OE-NO 5705AS, 5705EY, (AC) CA, MTR-CODE: DW12TED4 CA, ORG-NO 10011⇒
	04/06-	4HT (DW12BTED4)	125	2179	6PK1205 AP9013 AP9042 CT1142 CT1142K1	ALT ALT, (Valeo), FOR ALT: 150A, OE-NO 5705AS, 5705EY, ALT-No: TG15C020, TG15C028, TG15C053, FOR ALT: 180A, OE-NO 5705AX, 5705EE, ALT-No: FG 18 S 017 ALT, (Bosch), FOR ALT: 150A, ALT-No: 0124 615 027, OE-NO 5705AA, 5705ER, ALT-No: 0 124 525 035, OE-NO 5705AS, 5705EY CA CA





ContiTech



CITROËN

C5 (RC_, RE_)
3.0 V6

09/04-

XFV (ES9A), XFX
(ES9J4S)

152

2946

**6PK1590**
CT1052
CT1052K1ALT, AC
CA
CAC5 (RD_, TD_)
1.6 HDi

02/08-

9HZ (DV6TED4)

80

1560

**6PK1710**
AP9013

AP9019

AP9023

AP9042

VD1096
MS08
CT1092
CT1092K1
CT1092WP1ALT
ALT, (Valeo), FOR ALT: 180A, OE-NO 5705 AX, 5705 EE, ALT-No: FG 18 S 017, FG 18 S 048
ALT, (Valeo), FOR ALT: 150A, OE-NO 5705 AS, 5705 NH, 5705 EY, ALT-No: TG15C118
ALT, (Bosch), FOR ALT: 150A, ALT-No: 0 124 525 035, OE-NO 5705 AS, 5705 NH, 5705 EY
ALT, (Bosch), FOR ALT: 150A, ALT-No: 0124 615 027, OE-NO 5705AA, 5705ER, ALT-No: 0 124 525 035, OE-NO 5705AS, 5705EYONLY WITH VD1096
CA
CA
CA

1.6 HDi 110, 1.6 HDi 115

07/10-

9HR (DV6C)

82-84

1560

**6PK976**
AP9013

AP9019

AP9023

AP9042

VD1096
MS08
CT1092
CT1162
CT1092K1
CT1092WP1ALT, (AC), (-START-STOP)
ALT, (Valeo), FOR ALT: 180A, OE-NO 5705 AX, 5705 EE, ALT-No: FG 18 S 017, FG 18 S 048, MTR-CODE: DV6TED4
ALT, (Valeo), FOR ALT: 150A, OE-NO 5705 AS, 5705 NH, 5705 EY, ALT-No: TG15C118
ALT, (Bosch), FOR ALT: 150A, OE-NO 5705 AS, 5705 NH, 5705 EY, ALT-No: 0 124 525 035
ALT, (Bosch), FOR ALT: 150A, OE-NO 5705 AS, 5705 NH, 5705 EY, ALT-No: 0 124 525 035
MTR-CODE: DV6TED4
ONLY WITH VD1096
CA, MTR-CODE: DV6TED4
CA
CA, MTR-CODE: DV6TED4
CA, MTR-CODE: DV6TED4

1.6 THP 155

04/09-

5FV (EP6DT)

115

1598

**AP9018**

ALT, (Mitsubishi), FOR ALT: 120A, OE-NO 5705 KG, 5702 J0, ALT-No: A 003 TG 3691ZE, A 003 TG 5281ZE

1.6 VTi 120

07/10-

5FS (EP6C)

88

1598

**AP9018**

ALT, (Mitsubishi), FOR ALT: 120A, OE-NO 5705 KG, 5702 J0, ALT-No: A 003 TG 3691ZE, A 003 TG 5281ZE

1.8 16V

02/08-

6FY (EW7A)

92

1749

**6PK1000**
CT1110
CT1110K1ALT
CA
CA

2.0 16V

02/08-

RFJ (EW10A)

103

1997

**6PK1000**
CT1110
CT1110K1ALT
CA
CA

2.0 HDi

02/08-

RHR
(DW10BTED4),
RHF
(DW10BTED4)

100

1997

**6PK1217**
6PK1244
AP9013

AP9023

AP9040

AP9042

CT1091
CT1140
CT1091K1ALT, AC, MTR-CODE: DW10BTED4
ALT, MTR-CODE: DW10CTED4
ALT, (Valeo), FOR ALT: 180A, OE-NO 5705AX, 5705EE, ALT-No: FG 18 S 017
ALT, (Bosch), FOR ALT: 150A, ALT-No: 0 124 525 035, OE-NO 5705 AS, 5705 NH, 5705 EY
ALT, (Mitsubishi), FOR ALT: 180A, OE-NO 5705AX, 5705EE, ALT-No: A004TJ0084
ALT, (Bosch), FOR ALT: 150A, ALT-No: 0124 615 027, OE-NO 5705AA, 5705ER, ALT-No: 0 124 525 035, OE-NO 5705AS, 5705EY
CA, MTR-CODE: DW10BTED4
CA, MTR-CODE: DW10CTED4
CA, MTR-CODE: DW10BTED4



CITROËN

C5 (RD_, TD_)

					CT1140K1 CT1091WP1	CA, MTR-CODE: DW10CTED4 CA, MTR-CODE: DW10BTED4
2.0 HDi 140	04/09-	RHF (DW10BTED4)	103	1997	AP9013 AP9023 AP9040 AP9042	ALT, (Valeo), FOR ALT: 180A, OE-NO 5705AX, 5705EE, ALT-No: FG 18 S 017, FG 18 S 048, MTR-CODE: DW10BTED4 ALT, (Bosch), FOR ALT: 150A, OE-NO 5705 AS, 5705 NH, 5705 EY, ALT-No: 0 124 525 035 ALT, (Mitsubishi), FOR ALT: 180A, OE-NO 5705AX, 5705EE, ALT-No: A004TJ0084 ALT, (Bosch), FOR ALT: 150A, ALT-No: 0124 615 027, OE-NO 5705AA, 5705ER, ALT-No: 0 124 525 035, OE-NO 5705AS, 5705EY
2.0 HDi 165	04/09-	RHH (DW10CTED4)	120	1997	6PK1244 AP9013 AP9040 AP9042 CT1140 CT1140K1	ALT, (-START-STOP) ALT, (Valeo), FOR ALT: 180A, OE-NO 5705AX, 5705EE, ALT-No: FG 18 S 017 ALT, (Mitsubishi), FOR ALT: 180A, OE-NO 5705AX, 5705EE, ALT-No: A004TJ0084 ALT, (Bosch), FOR ALT: 150A, ALT-No: 0124 615 027, OE-NO 5705AA, 5705ER, ALT-No: 0 124 525 035, OE-NO 5705AS, 5705EY CA CA
2.2 HDi	02/08-	4HT (DW12BTED4)	125	2179	6PK1205 AP9013 AP9040 AP9042 CT1142 CT1142K1	ALT ALT, (Valeo), FOR ALT: 180A, OE-NO 5705AX, 5705EE, ALT-No: FG 18 S 017 ALT, (Mitsubishi), FOR ALT: 180A, OE-NO 5705AX, 5705EE, ALT-No: A004TJ0084 ALT, (Bosch), FOR ALT: 150A, ALT-No: 0124 615 027, OE-NO 5705AA, 5705ER, ALT-No: 0 124 525 035, OE-NO 5705AS, 5705EY CA CA
2.2 HDi 200	07/10-	4HL (DW12C)	150	2179	AP9013	ALT, (Valeo), FOR ALT: 180A, OE-NO 5705AX, 5705EE, ALT-No: FG 18 S 017, FG 18 S 048, MTR-CODE: DW12BTED4
2.7 HDi	02/08-	DT17ED4, UHZ (DT17BTED4)	150	2720	6PK1885 CT1117 CT1118 CT1117K1 CT1118K1	ALT CA INJP CA INJP
3.0 HDi 240	04/09-	DT20C	177	2992	6PK1885 CT1117	ALT CA
3.0 V6	02/08-	XFU (ES9A)	155	2946	6PK1590 CT1052 CT1052K1	ALT CA CA

C6 (TD_)

2.2 HDi	06/06-	4HT (DW12BTED4)	125	2179	6PK1205 AP9013 AP9040 CT1142 CT1142K1	ALT ALT, (Valeo), FOR ALT: 180A, OE-NO 5705AX, 5705EE, ALT-No: FG 18 S 017 ALT, (Mitsubishi), FOR ALT: 180A, OE-NO 5705AX, 5705EE, ALT-No: A004TJ0084 CA CA
2.7 HDi	09/05-	DT17ED4, UHZ (DT17BTED4)	150	2720	6PK1885 CT1117 CT1118 CT1117K1 CT1118K1	ALT CA INJP CA INJP
3.0 HDi	04/09-	DT20C	177	2992	6PK1885 CT1117	ALT CA
3.0 V6	09/05-	AFX (ES9J4S)	155	2946	6PK1590	ALT, AC





ContiTech



CITROËN

CITROËN					
C6 (TD)					
		XFV (ES9A)			CT1052 CA CT1052K1 CA
C8 (EA, EB)					
2.0	07/02-	RFN (EW10J4)	100	1997	6PK1000 ALT, AC, MTR-CODE: EW10A 6PK1710 ALT, PS, AC, MTR-CODE: EW10J4 CT1010 CA, MTR-CODE: EW10A CT1138 CA, MTR-CODE: EW10J4 CT1138K1 CA, MTR-CODE: EW10J4 CT1138WP1 CA, MTR-CODE: EW10J4
2.0 16V	09/05-	RFJ (EW10A)	103	1997	6PK1000 ALT, AC, MTR-CODE: EW10A 6PK1705 ALT, PS, AC, MTR-CODE: EW10J4 CT1110 CA, MTR-CODE: EW10A CT1138 CA, MTR-CODE: EW10J4 CT1110K1 CA, MTR-CODE: EW10A CT1138K1 CA, MTR-CODE: EW10J4 CT1138WP1 CA, MTR-CODE: EW10J4
2.0 HDi	07/02-	RHW (DW10ATED4), RHT (DW10ATED4), RHM (DW10ATED4)	79	1997	6PK1740 ALT, (AC) 6PK1740D1 ALT, (AC), ⇨ORG-NO 09519 AP9019 ALT, (Valeo), FOR ALT: 150A, OE-NO 5705 AS, 5705 NH, 5705 EY, ALTNo: TG15C118 AP9023 ALT, (Bosch), FOR ALT: 150A, OE-NO 5705 AA, 5705 ER, ALTNo: 0 124 525 035, OE-NO 5705 AS, 5705 NH, 5705 EY, ALTNo: 0 124 615 027 AP9038 (-PARTCL-FILTER), ⇨ORG-NO 09519, ALT, OE-NO 5705 AA, 5705 ER, (Valeo), FOR ALT: 150A AP9038 (PARTCL-FILTER), ⇨ORG-NO 09551, ALT, OE-NO 5705 AA, 5705 ER, (Valeo), FOR ALT: 150A AP9042 ALT, (Bosch), FOR ALT: 150A, OE-NO 5705AA, 5705ER, ALTNo: 0124 615 027 VD1080 ⇨ORG-NO 09519 VD1095 ORG-NO 09520⇨ MS02 ONLY WITH VD1080, VD1095 CT1063 CA CT1063K2 CA CT1063WP1 CA
	02/07-	RHK (DW10UTED4)	88	1997	6PK1217 ALT AP9013 ALT, (Valeo), FOR ALT: 150A, OE-NO 5705AS, 5705EY, ALTNo: TG15C020, TG15C028, TG15C053, FOR ALT: 180A, OE-NO 5705AX, 5705EE, ALTNo: FG 18 S 017 AP9019 ALT, (Valeo), FOR ALT: 150A, OE-NO 5705 AS, 5705 NH, 5705 EY, ALTNo: TG15C118 AP9023 ALT, (Bosch), FOR ALT: 150A, OE-NO 5705 AS, 5705 NH, 5705 EY, ALTNo: 0 124 525 035 AP9040 ALT, (Mitsubishi), FOR ALT: 180A, OE-NO 5705AX, 5705EE, ALTNo: A004TJ0084 AP9042 ALT, (Bosch), FOR ALT: 150A, OE-NO 5705 AS, 5705 NH, 5705 EY, ALTNo: 0 124 525 035 CT1091 CA CT1091K1 CA CT1091WP1 CA
2.0 HDi 135	03/06-	RHR (DW10BTED4)	100	1997	6PK1217 ALT, (AC), MTR-CODE: DW10BTED4 6PK1244 ALT, (AC), MTR-CODE: DW10CTED4 AP9013 ALT, (Valeo), FOR ALT: 150A, OE-NO 5705 AS, 5705 EY, ALTNo: TG 15 C 020, TG 15 C 028, TG 15 C 053, FOR ALT: 180A, OE-NO 5705AX, 5705EE, ALTNo: FG 18 S 017 AP9019 ALT, (Valeo), FOR ALT: 150A, OE-NO 5705 AS, 5705 NH, 5705 EY, ALTNo: TG15C118 AP9023 ALT, (Bosch), FOR ALT: 150A, OE-NO 5705 AS, 5705 NH, 5705 EY, ALTNo: 0 124 525 035





CITROËN

C8 (EA_, EB_) ↔

					AP9040 AP9042 VD1092 CT1091 CT1140 CT1091K1 CT1140K1 CT1091WP1	ALT, (Mitsubishi), FOR ALT: 180A, OE-NO 5705AX, 5705EE, ALT-No: A004TJ0084 ALT, (Bosch), FOR ALT: 150A, ALT-No: 0 124 525 035, OE-NO 5705AS, 5705EY ⇨09/2006, ⇨ORG-NO 10912 CA, MTR-CODE: DW10BTED4 CA, MTR-CODE: DW10CTED4 CA, MTR-CODE: DW10BTED4 CA, MTR-CODE: DW10CTED4 CA, MTR-CODE: DW10BTED4
2.0 HDi 165	03/06-	RHH (DW10CTED4), RHE (DW10CTED4)	120	1997	6PK1244 AP9023 AP9042 CT1140 CT1140K1	ALT ALT, (Bosch), ALT-No: 0124525035, FOR ALT: 150A, OE-NO 5705AS, 5705EY ALT, (Bosch), FOR ALT: 150A, ALT-No: 0 124 525 035, OE-NO 5705AS, 5705EY CA CA
2.2	07/02-	3FZ (EW12J4)	116	2230	6PK1185 6PK1710 CT1138 CT1138K1 CT1138WP1	ALT, PS ALT, AC, PS CA CA CA
2.2 HDi	07/02-	4HW (DW12TED4)	94	2179	6PK1740 6PK1740D1 AP9019 AP9023 AP9038 AP9042 VD1080 VD1095 MS02 CT1037 CT1037K2	ALT, (AC) ALT, (AC), ⇨ORG-NO 10247 ALT, (Valeo), FOR ALT: 150A, OE-NO 5705 AS, 5705 NH, 5705 EY, ALT-No: TG15C118 ALT, (Bosch), FOR ALT: 150A, OE-NO 5705 AA, 5705 ER, ALT-No: 0 124 615 027, OE-NO 5705 AS, 5705 NH, 5705 EY, ALT-No: 0 124 525 035 (-PARTCL-FILTER), ALT, OE-NO 5705 AA, 5705 ER, (Valeo), FOR ALT: 150A ALT, (Bosch), FOR ALT: 150A, ALT-No: 0124 615 027, OE-NO 5705AA, 5705ER, ALT-No: 0 124 525 035, OE-NO 5705AS, 5705EY ⇨ORG-NO 10247 ORG-NO 10248⇨ ONLY WITH VD1080, VD1095 CA CA, ORG-NO 10011⇨
	06/06-	4HT (DW12BTED4)	125	2179	6PK1205 AP9013 AP9019 AP9023 AP9040 AP9042 CT1142 CT1142K1	ALT ALT, (Valeo), FOR ALT: 150A, OE-NO 5705AS, 5705EY, ALT-No: TG15C020, TG15C028, TG15C053, FOR ALT: 180A, OE-NO 5705AX, 5705EE, ALT-No: FG 18 S 017 ALT, (Valeo), FOR ALT: 150A, OE-NO 5705 AS, 5705 NH, 5705 EY, ALT-No: TG15C118 ALT, (Bosch), FOR ALT: 150A, OE-NO 5705 AS, 5705 NH, 5705 EY, ALT-No: 0 124 525 035 ALT, (Mitsubishi), FOR ALT: 180A, OE-NO 5705AX, 5705EE, ALT-No: A004TJ0084 ALT, (Bosch), FOR ALT: 150A, ALT-No: 0 124 525 035, OE-NO 5705AS, 5705EY CA CA
3.0 V6	07/02-	XFX (ES9J4S)	150	2946	6PK1590 CT1052 CT1052K1	ALT, AC CA CA
C-CROSSER (EP_) 2.2 HDi	02/07-	4HN (DW12MTED4)	115	2179	6PK1743 CT1142 CT1142K1	ALT CA CA



ContiTech



CITROËN

C-CROSSER (EP_)

↔ 2.4 16V

08/08-

SFZ (4B12-MMC)

125

2360



6PK2563

ALT, ↔ORG-NO 12464

CX I (MA)

2000

06/79-08/85

829A5

78

1995



AVX10X1000

ALT



AVX10X1150

ALT, (AC)



AVX10X600

HYDP



AVX10X675

AIRC



AVX10X913

AC



CT647

CA, ↔10/1983



CT749

CA, 10/1983↔



CT647K1

CA, ↔10/1983

2200

06/81-08/85

J6TA500

85

2165



AVX10X1000

ALT, (AC)



AVX10X1150

ALT, (AC)



AVX10X600

HYDP



AVX10X913

AC



CT750

CA



CT750K1

CA

2400

05/80-05/82

M23-639

88

2350



AVX10X625

HYDP, 07/1980↔, ↔12/1981



AVX10X700

ALT, 07/1980↔, ↔12/1981



AVX10X838

WP, 07/1980↔, ↔12/1981

2400 GTi

06/77-06/83

M23-622

94-96

2347-2350



AVX10X600

HYDP, Ø 98 mm



AVX10X625

HYDP, Ø 78 mm



AVX10X666

ALT, ↔11/1977



AVX10X700

ALT, 11/1977↔



AVX10X725

HYDP, AC, (ASPERA), 2X



AVX10X725

HYDP, AC, (SANKIO)



AVX10X838

WP, (TP), (AC), 2X



AVX10X838

WP, (TP), 04/1980↔, 2X



AVX10X850

WP, (TP), ↔06/1979, (AUTOM), (AC), 2X



AVX10X865

WP, (TP), ↔11/1977

2500 D

02/78-06/85

M25-629

55

2500



AVX10X600

HYDP, Ø 98 mm



AVX10X625

HYDP, Ø 78 mm



AVX10X666

ALT, ↔05/1978



AVX10X700

ALT, 05/1978↔



AVX10X725

AC, (SANKIO)



AVX10X725

AC, (ASPERA), 2X



CT662

INJP



CT700

CA



CT662K1

INJP



CT700K1

CA

2500 D Turbo

04/83-08/85

M25-648

70

2500



AVX10X625

HYDP



AVX10X666

HYDP, (AUTOM)



AVX10X700

ALT



AVX10X825

WP, 2X



AVX10X838

AC



CT662

INJP



CT700

CA



CT662K1

INJP



CT700K1

CA

CX II / CX II Break

20, 20 RE

08/85-12/92

829A5

78

1995



AVX10X1000

ALT



AVX10X1150

ALT, (AC)



AVX10X600

HYDP



AVX10X675

AIRC



AVX10X913

AC



CT749

CA

22 TRS

07/85-12/92

J6TA500

83-85

2165



AVX10X1000

ALT, (AC)



AVX10X1150

ALT, (AC)



AVX10X600

HYDP



AVX10X913

AC



CT750

CA



CT750K1

CA





CITROËN						
CX II / CX II Break						
25 D, 25 D Turbo, 25 D Turbo 2	08/85-12/92	M25-648, M25-660, M25-669	54-88	2500	AVX10X625 AVX10X666 AVX10X700 AVX10X825 AVX10X838 CT662 CT700 CT662K1 CT700K1	HYDP HYDP, (AUTOM) ALT WP, 2X AC INJP CA INJP CA
25 GTi, 25 GTi Turbo 2, 25 i, 25 Tri	08/85-12/92	M25-659, M25-662, M25-667, M25-668	89-122	2500	AVX10X625 AVX10X666 AVX10X700 AVX10X825 AVX10X838	HYDP HYDP, (AUTOM) ALT WP, 2X AC
DS3						
1.4 HDi 70	04/10-	8HR (DV4C)	50	1398	6PK800 6PK976 CT1163	ALT, (AC), (-START-STOP) ALT, (AC), (-START-STOP) CA
1.4 VTi 95	04/10-	8FP (EP3)	70	1397	6PK906 AP9018 AP9018	ALT, (AC) ALT, (Mitsubishi), FOR ALT: 120A, OE-NO 5705KG, ALT-No: A003TG5281ZE, (AC) ALT, (Mitsubishi), FOR ALT: 80A, OE-NO 5705KQ, ALT-No: A005TG0881ZE, (-AC)
1.6 HDi 110, 1.6 HDi 90	11/09-	9HP (DV6DTE), 9HR (DV6C)	68-82	1560	6PK800 6PK976 VD1096 MS08 CT1162	ALT, (AC), (-START-STOP) ALT, (AC), (-START-STOP) ONLY WITH VD1096 CA
1.6 Racing	02/11-	5FD (EP6DTS), 5FU (EP6CDTX)	149-152	1598	AP9018	ALT, (Mitsubishi), FOR ALT: 120A, OE-NO 5705 KG, ALT-No: A 003 TG 3691ZE, A 003 TG 5281ZE
1.6 THP 155	04/10-	5FR (EP6DT)	115	1598	6PK906 AP9018	ALT, (AC) ALT, (Mitsubishi), FOR ALT: 80A, OE-NO 5705KQ, 5702J3, ALT-No: A005TG0881ZE, FOR ALT: 120A, OE-NO 5705KG, 5702J0, ALT-No: A003TG5281ZE
1.6 VTi 120	04/10-	5FS (EP6C)	88	1598	6PK906 AP9018 AP9018	ALT, (AC) ALT, (Mitsubishi), FOR ALT: 120A, OE-NO 5705KG, ALT-No: A003TG5281ZE, (AC) ALT, (Mitsubishi), FOR ALT: 80A, OE-NO 5705KQ, ALT-No: A005TG0881ZE, (-AC)
DS4						
1.6 HDi 110	04/11-	9HR (DV6C)	81-82	1560	6PK976 VD1096 MS08 CT1162	ALT, (AC), (-START-STOP) ONLY WITH VD1096 CA
1.6 THP 155, 1.6 THP 200	04/11-	5FU (EP6DTX), 5FV (EP6CDT)	115-147	1598	AP9018	ALT, (Mitsubishi), FOR ALT: 120A, OE-NO 5705 KG, 5702 J0, ALT-No: A 003 TG 3691ZE, A 003 TG 5281ZE
1.6 VTi 120	04/11-	5FS (EP6C)	88	1598	AP9018	ALT, (Mitsubishi), FOR ALT: 120A, OE-NO 5705 KG, ALT-No: A 003 TG 3691ZE, A 003 TG 5281ZE
2.0 HDi 165	04/11-	RHH (DW10CTED4)	120	1997	6PK1244 CT1140 CT1140K1	ALT, (-START-STOP) CA CA
DS5						
2.0 HDi 165	11/11-	RHH (DW10CTED4)	120	1997	6PK1080 6PK1244 CT1140 CT1140K1	ALT, (CHAIN HYBRID), (-START-STOP) ALT, (NOT CHAIN HYBRID), (-START-STOP) CA CA
2.0 HDi 165 Hybrid4 4x4	12/11-	RHH (DW10CTED4)	120	1997	6PK1080 CT1140 CT1140K1	ALT CA CA
DYANE						
6	12/68-10/84	M28 (AM2)	21	602	AVX10X770	FAN

CITROËN



ContiTech



CITROËN

EVASION (22, U6)

1.8	05/97-07/02	LFZ (XU7JP)	73	1761	6PK1070 6PK1080 6PK1660 CT754 CT754K1 CT754WP1	ALT, (VALEOA11V123), (VALEOA11V149) ALT, (VALEOA13V151), (VALEOA13V171), (MITSUA0) ALT, AC CA CA CA
	11/94-07/02	DHX (XUD9TF/BTF), D8B (XUD9TF)	66	1905	AVX10X650 6PK1110 6PK1740 VD1086 MS01 CT1061 CT1061K2 CT1061WP1	VACP ALT ALT, AC MTR-CODE: XUD9TE ONLY WITH VD1086 CA CA CA
2.0 16V	05/98-04/00	RFV (XU10J4R)	97	1998	CT955 CT955K1	CA CA
	05/00-07/02	RFN (EW10J4)	100	1997	6PK1185 6PK1710 CT1138 CT1138K1 CT1138WP1	ALT, (AC) ALT, (AC) CA CA CA
2.0 HDI	08/99-07/02	RHZ (DW10ATED)	80	1997	6PK1468 6PK1740 6PK1750 6PK1468D1 6PK1740D1 6PK1750D2 AP9023 AP9038 AP9042 VD1080 MS01 MS02 CT1063 CT987 CT1063K2 CT987K1 CT987K2	ALT, (AC) ALT, (AC), (SANDEN) ALT, (AC), (DELPHI) ALT, (AC) ALT, (AC), (SANDEN) ALT, (AC), (DELPHI) ALT, (Bosch), ALT-No: 0124615027, FOR ALT: 150A, OE-NO 5705ER, 5705AA (AC), ALT, OE-NO 5705 4F, 5705 GC, (Valeo), (Mitsubishi), FOR ALT: 150A, ALT, OE-NO 5705 AA, 5705 ER, (Valeo), FOR ALT: 150A ALT, (Bosch), FOR ALT: 150A, ALT-No: 0124 615 027, OE-NO 5705AA, 5705ER ONLY WITH VD1080 ONLY WITH VD1080, (- PARTICL FILTER) CA, MTR-CODE: DW10ATED4 CA, MTR-CODE: DW10ATED CA, MTR-CODE: DW10ATED4 CA, MTR-CODE: DW10ATED4 CA, MTR-CODE: DW10ATED, ⇨ ORG-NO 08560 CA, MTR-CODE: DW10ATED, ORG-NO 08561 ⇨
	09/99-07/02	RHW (DW10ATED4)	80	1997	6PK1468 6PK1740 6PK1750 6PK1468D1 6PK1740D1 6PK1750D2 AP9023 AP9042 VD1080 CT1063 CT1063K2 CT1063WP1	ALT, (AC) ALT, (AC), (SANDEN) ALT, (AC), (DELPHI) ALT, (AC) ALT, (AC), (SANDEN) ALT, (AC), (DELPHI) ALT, (Bosch), ALT-No: 0124615027, FOR ALT: 150A, OE-NO 5705ER, 5705AA ALT, (Bosch), FOR ALT: 150A, ALT-No: 0124 615 027, OE-NO 5705AA, 5705ER CA CA CA
2.0, 2.0 Turbo C.T.	06/94-07/02	RFU (XU10J2/C), RGX (XU10J2TE)	89-108	1998	AVX10X1025 6PK1070 6PK1080	HYDP ALT, FOR ALT: 70A ALT, FOR ALT: 80A, FOR ALT: 90A



CITROËN



CITROËN						
EVASION (22, U6)						
2.1 TD	05/96-07/02	P8C (XUD11BTE)	80	2088	6PK1660 CT754 CT754K1	ALT, AC CA CA
					6PK1110 6PK1740 VD1088 MS01 CT772 CT772K1 CT772WP1	ALT ALT, AC ONLY WITH VD1088 CA CA CA
GS / GS Break						
1.1	09/77-07/81	G11/631	42	1129	AVX10X613 CT653 CT659	ALT CA, (LH) CA, (RH)
A 1.3	09/79-07/86	G13/625, G13/646	48	1299	AVX10X613 AVX10X635 CT653 CT659	ALT, ⇨12/1982 ALT, 12/1982⇨ CA, (LH) CA, (RH)
A Spezial	07/80-05/82	G11/631	42	1129	AVX10X613 AVX10X625 AVX10X635 CT653 CT659	ALT, ⇨ORG-NO 1786 ALT ALT, ORG-NO 1787⇨ CA, (LH) CA, (RH)
JUMPER						
2.2 HDi 100	04/06-	4HV (P22DTE)	74	2198	4PK922 ELAST 6PK1670 6PK873 ELAST 4PK922 ELAST T1 6PK873 ELAST T1 AP9048	PS ALT, (AC) ALT, (AC) PS, (AC) ALT, PS, (-AC), 2 BELTS ALT, (Bosch), FOR ALT: 150A, ALT-No: 0 121 615 002
2.2 HDi 110, 2.2 HDi 130, 2.2 HDi 150	07/11-		81-110	2198	AP9048	ALT, (Bosch), FOR ALT: 150A, OE-No 0 125 711 001
2.2 HDi 120	04/06-	4HU (P22DTE)	88	2198	4PK922 ELAST 6PK1670 6PK873 ELAST 4PK922 ELAST T1 6PK873 ELAST T1 AP9048 VD1098	PS ALT, (AC) ALT, (AC) PS, (AC) ALT, PS, (-AC), 2 BELTS ALT, (Bosch), FOR ALT: 150A, ALT-No: 0 121 615 002 MTR-CODE: 22DT
3.0 HDi 145, 3.0 HDi 155, 3.0 HDi 160	09/06-	F1CE0481D (F30DT), F1CE3481N	107- 116	2999	4PK1102 ELAST 6PK1165	AC ALT
JUMPER (230, 230L, 230P)						
1.9 D	01/99-04/02	D9B (XUD9A/U)	51	1905	4PK755 6PK1145 6PK1153 6PK730 VD1086 MS01 CT1061 CT1061K2	PS ALT, (AC), FOR ALT: 80A ALT, (AC), FOR ALT: 120A ALT, (AC) (-PS) ONLY WITH VD1086 CA CA
	07/99-04/02	DJY (XUD9A)	50	1905	6PK1153 6PK730 VD1086 MS01 CT1061 CT1061K2	ALT, (AC) ALT, (AC) (-PS) ONLY WITH VD1086 CA CA, MTR-CODE: DJY
1.9 D, 1.9 TD	02/94-04/02	D8C (XUD9UTF), D9B (XUD9A/U)	51-68	1905	AVX10X650 AVX10X710 4PK755 6PK1153	VACP PS, ⇨12/1996 PS, 12/1996⇨ ALT, AC





CITROËN

JUMPER (230, 230L, 230P)



					6PK730 VD1086 MS01 CT1061 CT1061K2 CT1061WP1	ALT (-PS) ONLY WITH VD1086 CA CA CA, ⇨01/1997
1.9 TD	03/94-04/02	D8C (XUD9UTF), DHX (XUD9TF/ BTF)	66-68	1905	AVX10X715 4PK755 6PK1145 6PK1153 6PK730 VD1086 MS01 CT1061 CT1061K2 CT1061WP1	PS, ⇨12/1996 PS, 12/1996⇨ ALT, (AC), FOR ALT: 80A ALT, (AC), FOR ALT: 120A ALT, (AC) (-PS) ONLY WITH VD1086 CA CA CA, ⇨01/1997
1.9 TD, 1.9 TD 4x4	02/94-04/02	D8C (XUD9UTF)	66-68	1905	AVX10X650 AVX10X715 4PK698 6PK1130 6PK1153 6PK1705 VD1086 MS01 CT1061 CT1061K2 CT1061WP1	VACP PS ALT ALT, PS ALT, AC ALT, PS, AC (-PS) ONLY WITH VD1086 CA CA CA, ⇨01/1997
2.0, 2.0 4x4	02/94-04/02	RFW (XU10J2U)	80	1998	AVX10X715 4PK755 6PK1095 6PK698 CT865 CT865K1	PS, ⇨12/1996 PS, 01/1997⇨ ALT, AC ALT CA CA
2.0 HDI	11/01-04/02	RHV (DW10UTD)	62	1997	4PK755 6PK1185 6PK1468 6PK1468D1 AP9038 AP9042 VD1080 CT987 CT987K1 CT987WP1	MTR-CODE: DW10TD, PS, (AC) MTR-CODE: DW10TD, ALT, (AC) MTR-CODE: DW10TD, ALT, PS, (-AC) MTR-CODE: DW10TD, ⇨04/2004, ALT, PS, (AC) ALT, OE-NO 5705 AA, 57057 ER, (Valeo), FOR ALT: 150A ALT, (Bosch), ALT-No: 0124 615 027, FOR ALT: 150A, OE-NO 5705AA, (AC) (-AC) MTR-CODE: DW10TD, CA MTR-CODE: DW10TD, CA MTR-CODE: DW10TD, CA
2.5 D	08/94-04/02	T9A (DJ5)	63	2446	3PK866 4PK866 6PK1015 6PK800 6PK915 CT891 CT891K1	WP, 06/1996⇨ WP, ⇨05/1996 ALT, PS ALT, (-PS) AC CA CA
2.5 D 4x4	08/96-04/02	T9A (DJ5)	63	2446	3PK866 6PK1015 6PK800 6PK915 CT891 CT891K1	WP ALT, PS ALT, (-PS) AC CA CA
2.5 DT 4x4	10/96-08/97		76	2446	3PK945 6PK1010 6PK800	WP ALT, (PS) ALT, (-PS)





CITROËN

JUMPER (230, 230L, 230P)

					6PK915 AC CT891 CA CT891K1 CA
2.5 TD	03/94-04/02	T8A (DJ5T)	76	2446	3PK945 WP, 06/1996⇨ 4PK945 WP, ⇨05/1996 6PK1015 ALT, PS 6PK800 ALT, (-PS) 6PK915 AC CT891 CA CT891K1 CA
2.5 TD 4x4	08/96-04/02	T8A (DJ5T)	76	2446	3PK945 WP, 06/1996⇨ 6PK1015 ALT, PS 6PK800 ALT, (-PS) 6PK915 AC CT891 CA CT891K1 CA
2.5 Tdi, 2.5 TDI 4x4	12/96-04/02	THX (DJ5TED)	79	2446	3PK945 WP 6PK1015 ALT, PS 6PK800 ALT, (-PS) 6PK915 AC CT951 CA CT951K1 CA
2.8 HDi, 2.8 HDi 4x4	09/00-04/02	8140.43S	93-94	2798	5PK1100 AC 6PK948 ALT, PS, (MANL) 6PK995 ALT, PS, (AUTOM) 6PK995D1 ALT, (AUTOM) VD1062 (-AC) MS27 ONLY WITH VD1062 CT1038 CA CT1038K1 CA

JUMPER (244, 244, Z)

2.0 HDi	04/02-	RHV (DW10UTD), RHV (DW10TD)	62	1997	4PK755 MTR-CODE: DW10TD, PS, (AC) 4PK755 MTR-CODE: DW10TD, 06/2004⇨, PS, (-AC) 6PK1185 MTR-CODE: DW10TD, ALT, (AC) 6PK1468 MTR-CODE: DW10TD, ALT, PS, (-AC), ⇨05/2004 6PK875 MTR-CODE: DW10TD, ALT, (-AC), 06/2004⇨ 6PK1468D1 MTR-CODE: DW10TD, ⇨04/2004, ALT, PS, (-AC) AP9019 ALT, (Valeo), FOR ALT: 150A, OE-NO 5705 AS, 5705 NH, 5705 EY, ALFNº: TG15C118 AP9023 ALT, (Bosch), FOR ALT: 150A, OE-NO 5705 AS, 5705 NH, 5705 EY, ALFNº: 0 124 525 035 AP9038 ALT, OE-NO 5705 AA, 5705 ER, (Valeo), FOR ALT: 150A AP9042 ALT, (Bosch), ALT-No: 0124 615 027, FOR ALT: 150A, OE-NO 5705AA, (AC) VD1080 (-AC), MTR-CODE: DW10TD MS02 ONLY WITH VD1080 CT987 MTR-CODE: DW10TD, CA CT987K1 MTR-CODE: DW10TD, CA CT987WP1 MTR-CODE: DW10TD, CA
2.0, 2.0 bivalent	04/02-	XU10J2	81	1998	4PK755 PS 6PK1095 ALT, (AC) 6PK698 ALT, (-AC) CT865 CA CT865K1 CA
2.2 Hdi, 2.2 HDi 16V	04/02-	4HY (DW12UTED4)	74	2179	4PK755 MTR-CODE: DW12UTED, PS, (AC) 4PK755 MTR-CODE: DW12UTED, 06/2004⇨, PS, (-AC) 6PK1185 MTR-CODE: DW12UTED, ALT, (AC) 6PK1468 MTR-CODE: DW12UTED, ALT, PS, (-AC), ⇨05/2004 6PK875 MTR-CODE: DW12UTED, ALT, (-AC), 06/2004⇨ 6PK1468D1 ALT, PS, (-AC)



ContiTech



CITROËN

JUMPER (244, 244, Z)



2.8 HDi	05/04-	8140.43N	107	2798	AP9019 AP9023 AP9038 AP9042 VD1080 MS02 CT1100 CT1100K2	ALT, (Valeo), FOR ALT: 150A, OE-NO 5705 AS, 5705 NH, 5705 EY, ALT-No: TG15C118 ALT, (Bosch), FOR ALT: 150A, OE-NO 5705 AS, 5705 NH, 5705 EY, ALT-No: 0 124 525 035 ⇒05/2004, ALT, OE-NO 5705 AA, 5705 ER, (Valeo), FOR ALT: 150A ALT, (Bosch), ALT-No: 0124 615 027, FOR ALT: 150A, OE-NO 5705AA, 5705ER MTR-CODE: DW12UTED ONLY WITH VD1080 MTR-CODE: DW12UTED, CA MTR-CODE: DW12UTED, CA, 04/2004⇒
2.8 HDi 4x4	02/02-06/06	F28TDCR	94	2798	VD1062 MS27 CT1038	AC ALT, PS, (MANL) ALT, PS, (AUTOM) (-AC) ONLY WITH VD1062 CA
2.8 HDi 4x4	02/02-06/06	F28TDCR	94	2798	VD1062 MS27 CT1038 CT1038K1	AC ALT, (MANL) ALT, (AUTOM) (-AC) ONLY WITH VD1062 CA CA
2.8 HDi, 2.8 HDi 4x4	04/02-	8140.43S	94	2798	VD1062 MS27 CT1038 CT1038K1	AC ALT, PS, (MANL) ALT, PS, (AUTOM) ALT, (AUTOM) (-AC) ONLY WITH VD1062 CA CA

JUMPY

1.6 HDi 90	01/07-	9HU (DV6UTED4)	66	1560	AP9013 AP9019 AP9023 AP9042 VD1096 MS08 CT1092 CT1092K1 CT1092WP1	ALT, (-AC) ALT, (AC) ALT, (Valeo), FOR ALT: 150A, OE-NO 5702H4, 5705AS, 5705EY, ALT-No: TG15C020, TG15C028, TG15C053 ALT, (Valeo), FOR ALT: 150A, OE-NO 5705 AS, 5705 NH, 5705 EY, ALT-No: TG15C118 ALT, (Bosch), FOR ALT: 150A, OE-NO 5705 AS, 5705 NH, 5705 EY, ALT-No: 0 124 525 035 ALT, (Bosch), FOR ALT: 150A, ALT-No: 0 124 525 035, OE-NO 5705AS, 5705EY ONLY WITH VD1096 CA CA CA
2.0 HDi 120	01/07-	RHK (DW10UTED4)	88	1997	AP9013 AP9019 AP9023 AP9040 AP9042	ALT, AC ALT, (Valeo), FOR ALT: 180A, OE-NO 5705AX, 5705EE, ALT-No: FG 18 S 017 ALT, (Valeo), FOR ALT: 150A, OE-NO 5705 AS, 5705 NH, 5705 EY, ALT-No: TG15C118 ALT, (Bosch), FOR ALT: 150A, OE-NO 5705 AS, 5705 NH, 5705 EY, ALT-No: 0 124 525 035 ALT, (Mitsubishi), FOR ALT: 180A, OE-NO 5705AX, 5705EE, ALT-No: A004TJ0084 ALT, (Bosch), FOR ALT: 150A, ALT-No: 0 124 525 035, OE-NO 5705AS, 5705EY





CITROËN

JUMPY						
					CT1091 CT1091K1 CT1091WP1	CA, MTR-CODE: DW10UTED4 CA, MTR-CODE: DW10UTED4 CA, MTR-CODE: DW10UTED4
2.0 HDi 125, 2.0 HDi 165	07/11-	RHH (DW10CTED4)	94-120	1997	6PK1244 CT1140 CT1140K1	ALT CA CA
2.0 HDi 140	01/07-	RHR (DW10BTED4)	100	1997	6PK1217 6PK1244 AP9013 AP9019 AP9023 AP9040 AP9042 CT1091 CT1140 CT1091K1 CT1140K1 CT1091WP1	ALT, (AC), MTR-CODE: DW10BTED4 ALT, (AC), MTR-CODE: DW10CTED4 ALT, (Valeo), FOR ALT: 180A, OE-NO 5705AX, 5705EE, ALTFNo: FG 18 S 017 ALT, (Valeo), FOR ALT: 150A, OE-NO 5705 AS, 5705 NH, 5705 EY, ALTFNo: TG15C118 ALT, (Bosch), FOR ALT: 150A, OE-NO 5705 AS, 5705 NH, 5705 EY, ALTFNo: 0 124 525 035 ALT, (Mitsubishi), FOR ALT: 180A, OE-NO 5705AX, 5705EE, ALTFNo: A004TJ0084 ALT, (Bosch), FOR ALT: 150A, ALTFNo: 0 124 525 035, OE-NO 5705AS, 5705EY CA, MTR-CODE: DW10BTED4 CA, MTR-CODE: DW10CTED4 CA, MTR-CODE: DW10BTED4 CA, MTR-CODE: DW10CTED4 CA, MTR-CODE: DW10BTED4
2.0 HDi 165	07/10-	RHH (DW10CTED4)	120	1997	6PK1244 CT1140 CT1140K1	CA CA
2.0 HDi 95	07/11-		72	1997	6PK1244 CT1140 CT1140K1	ALT CA CA
2.0 i	01/07-	RFH (EW10A)	103	1997	6PK1000 CT1110 CT1110K1	ALT, AC CA, MTR-CODE: EW10A CA, MTR-CODE: EW10A
JUMPY (U6U, BS_, BT_, BY_, BZ_, BU_, BV_, BW_, BX_)						
1.6, 1.6 i	10/95-	220A2.000, 1580SPI	58-59	1581	AVX10X675 4PK900 6PK890 6PK923 CT605 CT605K1	PS ALT, (AC) ALT AC CA CA
1.9 D 70	04/98-	WJZ (DW8)	51	1868	6PK1045 6PK1390 6PK1440 6PK1750 6PK869 AP9019 AP9023 AP9042 VD1080 VD1095 VD1097 VD1097 MS02 MS12 MS14 CT986 CT986K2 CT986WP2	ALT, (PS), (AC), MTR-CODE: DW8 ALT, (PS), (AC), ⇨ORG-NO 08374, MTR-CODE: DW8 ALT, (PS), (AC), ORG-NO 08375⇨, MTR-CODE: DW8 ALT, (PS), (AC), MTR-CODE: DW8 ALT, (PS), (AC), MTR-CODE: DW8 ALT, (Valeo), FOR ALT: 150A, OE-NO 5705 AS, 5705 NH, 5705 EY, ALTFNo: TG15C118 ALT, (Bosch), FOR ALT: 150A, OE-NO 5705 AS, 5705 NH, 5705 EY, ALTFNo: 0 124 525 035 ALT, (Bosch), FOR ALT: 150A, OE-NO 5705 AS, 5705 NH, 5705 EY, ALTFNo: 0 124 525 035 (AC), ⇨ORG-NO 10177, MTR-CODE: DW8B (AC), ORG-NO 10178⇨, MTR-CODE: DW8B MTR-CODE: DW8 (-AC), ⇨ORG-NO 09894, MTR-CODE: DW8B ONLY WITH VD1080, VD1095 ONLY WITH VD1097, ⇨ORG-NO 08147 ONLY WITH VD1097, ORG-NO 08148⇨ CA CA CA, MTR-CODE: DW8

CITROËN



ContiTech



CITROËN

JUMPY (U6U, BS, BT, BY, BZ, BU, BV, BW, BX)

↔ 1.9 D, 1.9 TD	10/95-	D9B (XUD9A/U), D8B (XUD9TF)	51-68	1905	AVX10X650 6PK1110 6PK1165 6PK1740 6PK730 VD1086 MS01 CT1061 CT1061K2 CT1061WP1	VACP ALT, PS ALT, AC ALT, PS, AC ALT ONLY WITH VD1086 CA CA CA
1.9 TD	10/95-	DHX (XUD9TF/ BTF)	66	1905	AVX10X650 6PK1110 6PK1165 6PK1740 6PK730 VD1086 MS01 CT1061 CT1061K2 CT1061WP1	VACP ALT, PS, (-AC) ALT, AC, (-PS) ALT, PS, AC ALT, (-PS), (-AC) MTR-CODE: XUD9TE ONLY WITH VD1086 CA CA CA, MTR-CODE: XUD9TF
2.0	12/03-10/06	RFN (EW10J4)	100	1997	6PK1190 6PK1705 CT1138 CT1138K1 CT1138WP1	ALT, (-AC) ALT, (AC) CA CA, MTR-CODE: RFN CA, MTR-CODE: RFN
2.0 HDi 110	01/02-	RHW (DW10ATED4)	80	1997	AP9013 AP9023 AP9038	ALT, (Valeo), FOR ALT: 150A, OE-NO 5705 AS, 5705 NH, 5705 EY, ALT-No: TG 15 C 020, TG 15 C 053, TG 15 C 028, ORG-NO 09520⇒ ALT, (Bosch), FOR ALT: 150A, OE-NO 5705 AA, 5705 ER, ALT-No: 0 124 615 027, ⇒ORG-NO 09519 ALT, (Valeo), FOR ALT: 150A, OE-NO 5705 AA, 5705 ER, ALT-No: SG 15 S 018, ⇒ORG-NO 09519
2.0 HDi 110, 2.0 HDi 110 16V	03/00-	RHZ (DW10ATED)	80	1997	6PK1468 6PK1740 6PK1468D1 6PK1740D1 AP9019 AP9023 AP9038 AP9042 VD1080 VD1080 VD1095 MS01 MS02 CT1063 CT987 CT1063K2 CT1063K3 CT987K1 CT987K1 CT987K2 CT987K2	ALT, (AC) ALT, (AC) MTR-CODE: DW10ATED, ALT, (-AC) MTR-CODE: DW10ATED, ALT, (AC), ⇒ORG-NO 09519 ALT, (Valeo), FOR ALT: 150A, OE-NO 5705 AS, 5705 NH, 5705 EY, ALT-No: TG15C118 ALT, (Bosch), FOR ALT: 150A, OE-NO 5705 ER, 5705 AA, ALT-No: 0 124 615 027, OE-NO 5705 AS, 5705 NH, 5705 EY, ALT-No: 0 124 525 035 ALT, (Valeo), FOR ALT: 150A, OE-NO 5705 AA, 5705 ER, ALT-No: SG 15 S 018, ⇒ORG-NO 09519 ALT, (Bosch), ALT-No: 0124 615 027, FOR ALT: 150A, OE-NO 5705AA, 5705ER MTR-CODE: DW10ATED4, ⇒ORG-NO 09519 MTR-CODE: DW10ATED MTR-CODE: DW10ATED4, ORG-NO 09520⇒ ONLY WITH VD1080 ONLY WITH VD1095 CA, MTR-CODE: DW10ATED4 CA, MTR-CODE: DW10ATED, DW10BTED CA, MTR-CODE: DW10ATED4, ⇒ORG-NO 10010 CA, MTR-CODE: DW10ATED4, ORG-NO 10011⇒ CA, MTR-CODE: DW10ATED, DW10BTED W3, ⇒ORG-NO 08560 CA, MTR-CODE: DW10BTED W4, ⇒ORG-NO 09867 CA, MTR-CODE: DW10BTED W4, ORG-NO 09868⇒ CA, MTR-CODE: DW10ATED, DW10BTED W3, ORG-NO 08561⇒



CITROËN



CITROËN					
JUMPY (U6U, BS, BT, BY, BZ, BU, BV, BW, BX)					
					CT1063WP1 CA, ⇨ORG-NO 10010, MTR-CODE: DW10ATED4 CT987WP1 CA, MTR-CODE: DW10ATED, DW10BTED W3, ⇨ORG-NO 08560 CT987WP1 CA, MTR-CODE: DW10BTED W4, ⇨ORG-NO 09867 CT987WP2 CA, MTR-CODE: DW10ATED, DW10BTED W3, ORG-NO 08561 ⇨ CT987WP2 CA, MTR-CODE: DW10BTED W4, ORG-NO 09868 ⇨
2.0 HDi 95	10/99-	RHX (DW10BTED)	69	1997	6PK1468 ALT, (-AC) 6PK1750 ALT, (-AC) 6PK1468D1 MTR-CODE: DW10BTED, ALT, (-AC), ⇨ORG-NO 09519 6PK1750D2 MTR-CODE: DW10BTED, ALT, (AC), ⇨ORG-NO 09519 AP9023 ALT, (Bosch), ALT-No: 0124525035, FOR ALT: 150A, OE-NO 5705AS, 5705EY AP9042 ALT, (Bosch), ALT-No: 0124 615 027, FOR ALT: 150A, OE-NO 5705AA, 5705ER VD1080 ⇨ORG-NO 09519 VD1095 ORG-NO 09520 ⇨ MS01 ONLY WITH VD1080, VD1095 CT1063 CA, MTR-CODE: DW10ATED4 CT987 CA, MTR-CODE: DW10ATED, DW10BTED CT1063K2 CA, MTR-CODE: DW10ATED4, ⇨ORG-NO 10010 CT1063K3 CA, MTR-CODE: DW10ATED4, ORG-NO 10011 ⇨ CT987K1 CA, MTR-CODE: DW10ATED, ⇨ORG-NO 08560 CT987K1 CA, MTR-CODE: DW10BTED, ORG-NO 09868 ⇨ CT987K2 CA, MTR-CODE: DW10BTED, ⇨ORG-NO 09867 CT987K2 CA, MTR-CODE: DW10ATED, ORG-NO 08561 ⇨ CT1063WP1 CA, ⇨ORG-NO 10010, MTR-CODE: DW10ATED4 CT987WP1 CA, MTR-CODE: DW10ATED, ⇨ORG-NO 08560 CT987WP1 CA, MTR-CODE: DW10BTED, ORG-NO 09868 ⇨ CT987WP2 CA, MTR-CODE: DW10ATED, ORG-NO 08561 ⇨ CT987WP2 CA, MTR-CODE: DW10BTED, ⇨ORG-NO 09867
2.0, 2.0 i 16V	03/00-	RFN (EW10J4)	100-102	1997	6PK1190 ALT, (-AC) 6PK1710 ALT, (AC) CT1138 CA CT1138K1 CA, MTR-CODE: RFN CT1138WP1 CA, MTR-CODE: RFN
2.2 HDi	12/03-10/06		66	2179	AP9023 ALT, (Bosch), ALT-No: 0124525035, FOR ALT: 150A, OE-NO 5705AS, 5705EY AP9042 ALT, (Bosch), FOR ALT: 150A, ALT-No: 0 124 525 035, OE-NO 5705AS, 5705EY
LNA					
0.6	11/78-07/86	V06630, V06644	25-26	652	AVX10X775 ALT
1.1	07/82-04/85	109/5E	37	1124	AVX10X913 ALT
NEMO (AA)					
1.4	02/08-	KFV (TU3A), KFT (TU3A)	54	1360	6PK1225 ALT, (-AC) 6PK1564 ALT, (AC) VD1100 ALT, (AC) CT1067 CA CT1067K1 CA CT1067WP1 CA
1.4 HDi	02/08-	8HS (DV4TD)	50	1399	6PK1352 ALT, (-AC) 6PK1710 ALT, (AC) AP9019 ALT, (Valeo), FOR ALT: 80A, OE-NO 5705 KC, 5702 H7, ALT-No: TG9B049, TG9B068 VD1096 ALT, (Valeo), FOR ALT: 80A, OE-NO 5705 KC, 5702 H7, ALT-No: TG9B049, TG9B068 MS08 ONLY WITH VD1096 CT1063 CA, MTR-CODE: DV4TED CT1063K1 CA, MTR-CODE: DV4TED CT1063WP2 CA, MTR-CODE: DV4TED



ContiTech



CITROËN

SAXO (S0, S1)
↔ 1.0 X

05/96-06/03 CDZ (TU9M) 33 954

- AVX10X710** ALT
- 5PK1030** ALT, AC
- 5PK725** ALT
- CT1066** CA, MTR-NO 3762434↔
- CT718** CA, ↔MTR-NO 3762433
- CT718K1** CA
- CT718WP1** CA

1.1 X,SX 05/96-09/03 HDZ (TU1M), HFX (TU1JP) 40-044 1124

- AVX10X710** ALT
- 5PK1030** ALT, AC
- 5PK725** ALT
- CT1066** CA, MTR-NO 3762435↔
- CT718** CA, ↔MTR-NO 3762434
- CT1066K1** CA, MTR-NO 3 762 435↔
- CT718K1** CA, ↔MTR-NO 3 762 434
- CT1066WP1** CA, MTR-NO 3 762 435↔
- CT718WP1** CA, ↔MTR-NO 3 762 434

1.4 VTS 05/96-06/03 KFX (TU3JP), KFW (TU3JP) 55 1360

- AVX10X710** ALT
- 5PK1030** ALT, PS
- 5PK725** ALT
- CT1067** CA, MTR-NO 3666766↔
- CT607** CA, ↔MTR-NO 3666765
- CT1067K1** CA, MTR-NO 3666766↔
- CT607K1** CA, ↔MTR-NO 3666765
- CT1067WP1** CA, MTR-NO 3666766↔
- CT607WP1** CA, ↔MTR-NO 3666765

1.5 D 09/96-04/04 VJY (TUD5), VJZ (TUD5) 40-43 1527

- 5PK1030** ALT, AC
- 5PK775** ALT
- 5PK962** ALT, PS
- VD1085**
- MS15** ONLY WITH VD1085
- CT906** CA
- CT906K1** CA, MTR-CODE: TUD5
- CT906K2** CA, MTR-CODE: TUD5B
- CT906WP1** CA, MTR-CODE: TUD5

1.6 02/96-06/03 NFZ (TU5JP) 66 1587

- 4PK860** ALT, (XSARA I), MTR-CODE: TU5JP
- 5PK1255** PS, (AC), (XSARA I), MTR-CODE: TU5JP
- 5PK830** PS, (-AC), ORG-NO 07833↔, (XSARA I), MTR-CODE: TU5JP
- 5PK880** PS, (-AC), ↔ORG-NO 07832, (XSARA I), MTR-CODE: TU5JP
- 6PK1453** ALT, (AC), (XSARA II), MTR-CODE: TU
- 6PK1560** ALT, (AC), ORG-NO 09156↔, (XSARA II), MTR-CODE: TU
- 6PK1564** ALT, (AC), ↔ORG-NO 09155, (XSARA II), MTR-CODE: TU
- CT744** CA
- CT744K1** CA

1.6, 1.6 VTS 09/00-04/04 NFT 74 1587

- 5PK1030** ALT, AC
- 5PK725** ALT, (-AC)
- CT744** CA
- CT744K1** CA

1.6 VTL,VTR 05/96-06/03 NFZ (TU5JP) 65 1587

- 5PK1030** ALT, AC
- 5PK725** ALT
- CT744** CA
- CT744K1** CA

1.6, 1.6 VTS 02/96-04/04 NFX (TU5JP4) 87-88 1587

- 5PK1054** ALT, (AC)
- 5PK775** ALT, (-AC)
- CT1065** CA
- CT1065K2** CA

VISA 06 09/78-03/91 V06/665, 24-25 652

- AVX10X775** ALT, WP

CITROËN



CITROËN								
VISA								
		V06630, V06644						
1.0	09/84-06/88	XV8	33	954		AVX10X913	ALT	
11 E	09/78-03/91	109K, 109/5, 109/5F	35-42	1124		AVX10X913	ALT	
14	07/84-03/91	150D (XY7)	44	1360		AVX10X913	ALT	
14 GT	03/82-03/91	150B (XY8)	55-58	1360		AVX10X913	ALT	
16 GTI	01/85-06/86	180A (XU5J)	76	1580		4PK698	ALT	
						CT525	CA	
						CT525K1	CA	
	06/86-03/91	B6D	83	1580		4PK698	ALT	
						CT525	CA	
17 D	04/84-03/91	161A (XUD7)	44	1769		AVX10X650	VACP	
						4PK698	ALT	
						CT1061	CA	
						CT1061K1	CA	
						CT1061WP2	CA, ORG-NO 03584⇒	
II Super X	07/80-06/82	129/5	47	1219		AVX10X913	ALT, 09/1980⇒	
XANTIA (X1)								
1.6 i	03/93-01/98	BFZ (XU5JP)	65	1580		6PK1080	ALT	
						CT754	CA	
						CT754K1	CA	
						CT754WP1	CA	
1.8 i	03/93-01/98	LFZ (XU7JP)	74	1761		6PK1080	ALT, PS. (-AC)	
						6PK1660	ALT, PS. AC	
							CT754	CA
							CT754K1	CA
						CT754WP1	CA	
	04/97-01/98	LFX (XU7JB)	66	1761		6PK1080	ALT, (-AC)	
						6PK1660	ALT, (AC)	
						CT754	CA	
						CT754K1	CA	
						CT754WP1	CA	
1.8 i 16V	06/95-01/98	LFY (XU7JP4)	81	1761		6PK1080	ALT, (AC)	
						6PK1660	ALT, (AC)	
						CT955	CA	
						CT955K1	CA, ⇒ORG-NO 8469	
						CT955K2	CA, ORG-NO 8470⇒	
1.9 D	06/94-01/98	D9B (XUD9A/L), DJZ (XUD9Y)	50-51	1905		6PK1100	ALT, (AC), 07/1995⇒, ORG-NO 6809⇒	
						6PK1130	ALT, (AC), ⇒06/1995, ⇒ORG-NO 6808	
						6PK1698	ALT, (AC), ⇒ORG-NO 07358, (SANDEN)	
						6PK1710	ALT, (AC), ⇒ORG-NO 07358, (HARRISSON)	
						6PK1725	ALT, (AC), ORG-NO 06809⇒, (SANDEN)	
						6PK1740	ALT, (AC), ORG-NO 06809⇒, (HARRISSON)	
						VD1086	MTR-CODE: XUD9A	
						MS01	ONLY WITH VD1086	
						CT1061	CA	
						CT1061K2	CA	
	CT1061WP1	CA, ORG-NO 06265⇒						
1.9 SD	02/96-01/98	DHW (XUD9SD)	55	1905		6PK1100	ALT, (AC), 07/1995⇒, ORG-NO 6809⇒	
						6PK1698	ALT, (AC), ⇒ORG-NO 07358, (SANDEN)	
						6PK1710	ALT, (AC), ⇒ORG-NO 07358, (HARRISSON)	
						6PK1725	ALT, (AC), ORG-NO 06809⇒, (SANDEN)	
						6PK1740	ALT, (AC), ORG-NO 06809⇒, (HARRISSON)	
						VD1086		
						MS01	ONLY WITH VD1086	
	CT1061	CA						
	CT1061K2	CA						
	CT1061WP1	CA, ORG-NO 06265⇒, ⇒ORG-NO 07389						
1.9 Turbo D	10/94-01/98	DHX (XUD9TF/ BTF), DHY (XUD9TE/Y), D8B	66	1905		6PK1100	ALT, (AC), 07/1995⇒, ORG-NO 6809⇒	
						6PK1130	ALT, (AC), ⇒06/1995, ⇒ORG-NO 6808	
						6PK1698	ALT, (AC), ⇒ORG-NO 07358, (SANDEN)	

CITROËN





ContiTech



CITROËN

XANTIA (X1)



		(XUD9TF)			6PK1710 6PK1725 6PK1740 VD1086 MS01 CT1061 CT1061K2 CT1061WP1	ALT, (AC), ⇨ORG-NO 07358, (HARRISSON) ALT, (AC), ORG-NO 06809⇨, (SANDEN) ALT, (AC), ORG-NO 06809⇨, (HARRISSON) MTR-CODE: XUD9TE ONLY WITH VD1086 CA CA CA, ORG-NO 06265⇨
2.0 i	03/93-01/98	RFX (XU10J2C)	89	1998	6PK1080 6PK1660 CT754 CT754K1	ALT ALT, AC CA CA
2.0 i 16V	03/93-01/98	RFY (XU10J4/Z)	112	1998	6PK1060 6PK1075 6PK1100 6PK1660 6PK698 CT864 CT864K1	ALT, PS, (-AC), FOR ALT: 70A, FOR ALT: 80A ALT, PS, (-AC), FOR ALT: 90A ALT, AC, (-PS) ALT, PS, AC ALT CA CA
	06/94-01/98	RFT (XU10J4/Z)	110	1998	6PK1060 6PK1075 6PK1100 6PK1653 6PK698 CT864 CT864K1	ALT, PS, (-AC), FOR ALT: 70A, FOR ALT: 80A ALT, PS, (-AC), FOR ALT: 90A ALT, AC, (-PS) ALT, PS, AC ALT CA CA
	06/95-01/98	RFV (XU10J4R)	97	1998	6PK1200 6PK1653 CT955 CT955K1	ALT, (AC) ALT, (AC) CA CA
2.0 Turbo	06/95-01/98	RGX (XU10J2TE)	108	1998	6PK1200 6PK1653 CT754 CT754K1	ALT ALT, AC CA CA
2.1 Turbo D 12V	06/95-01/98	P8C (XUD11BTE)	80	2088	6PK1130 6PK1705 VD1088 MS01 CT772 CT772K1 CT772WP1	ALT ALT, AC ONLY WITH VD1088 CA CA CA
	06/96-01/98	P8C (XUD11BTE)	80	2088	6PK1110 6PK1733 VD1088 MS01 CT772 CT772K1 CT772WP1	ALT ALT, AC ONLY WITH VD1088 CA CA CA
3.0 i 24V	01/97-01/98	XFZ (ES9J4)	140	2946	6PK1495 6PK1623 CT1052	ALT, (-AC) ALT, (AC) CA
XANTIA (X2)						
1.8 i	01/98-04/03	LFX (XU7JB)	66	1761	6PK1080 6PK1660 CT754 CT754K1 CT754WP1	ALT ALT, AC CA CA CA
1.8 i 16V	01/98-04/03	LFY (XU7JP4)	81	1761	6PK1080 6PK1660 CT955	ALT, (AC) ALT, (AC) CA





CITROËN						
XANTIA (X2)						
					CT955K1 CT955K2	CA, ⇨ORG-NO 8469 CA, ORG-NO 8470⇨
1.9 SD	01/98-04/03	DHW (XUD9SD)	55	1905	6PK1110 6PK1733 VD1086 MS01 CT1061 CT1061K2	ALT, (-AC) ALT, (AC) ONLY WITH VD1086 CA CA
1.9 Turbo D	01/98-04/03	DHX (XUD9TF/ BTF), D8B (XUD9TF), DHY (XUD9TE/Y)	66	1905	6PK1110 6PK1733 VD1086 MS01 CT1061 CT1061K2 CT1061WP1	ALT ALT, AC MTR-CODE: XUD9TE ONLY WITH VD1086 CA CA CA, ORG-NO 06265⇨
2.0 HDI 109, 2.0 HDI 90	02/99-04/03	RHY (DW10TD), RHZ (DW10ATED)	66-80	1997	6PK1453 6PK1740 6PK1750 6PK1740D1 6PK1750D2 AP9038 VD1080 MS01 CT987 CT987K1 CT987WP1	ALT, (-AC) ALT, (AC), (SANDEN) ALT, (AC), (DELPHI) ALT, (AC), (SANDEN) ALT, (AC), (DELPHI) ALT, OE-NO 5705 4F, 5705 GC, (Valeo), (Mitsubishi), FOR ALT: 150A ONLY WITH VD1080 CA CA CA
2.0 i	01/98-04/03	RFX (XU10J2C)	89	1998	6PK1080 6PK1660 CT754 CT754K1	ALT ALT, AC CA CA
2.0 i 16V	01/98-04/03	RFV (XU10J4R)	97	1998	6PK1200 6PK1653 CT955 CT955K1	ALT, (-AC) ALT, (AC) CA CA
2.0 Turbo	01/98-04/03	RGX (XU10J2TE)	108	1998	6PK1200 6PK1653 CT754 CT754K1	ALT ALT, AC CA CA
2.1 Turbo D 12V	01/98-02/99	P8C (XUD11BTE)	80	2088	6PK1110 6PK1733 VD1088 MS01 CT772 CT772K1 CT772WP1	ALT ALT, AC ONLY WITH VD1088 CA CA CA
3.0 V6	01/98-04/03	XFZ (ES9J4)	140	2946	6PK1495 6PK1623 CT1052 CT1052K1	ALT, (-AC) ALT, (AC) CA CA, 01/2000⇨, ORG-NO 08442⇨
XM (Y3)						
2.0	05/89-06/94	R6A	94	1998	AVX10X1025 5PK1125 5PK1140 5PK690 5PK710 CT754 CT754K1 CT754K2	HYDP ALT, (AC), FOR ALT: 60A ALT, (AC), FOR ALT: 80A ALT, (AC), FOR ALT: 60A ALT, (AC), FOR ALT: 80A CA CA, ORG-NO 05898⇨ CA, ⇨ORG-NO 05897
2.0 i	05/89-06/94	RDZ (XU10MZ), RFZ (XU10J2)	79-89	1998	AVX10X1025 5PK1125	HYDP ALT, AC, FOR ALT: 60A

CITROËN



CITROËN

XM (Y3)



					5PK1140 5PK690 5PK710 CT754 CT754K1 CT754K2	ALT, AC, FOR ALT: 80A, FOR ALT: 90A ALT, FOR ALT: 60A ALT, FOR ALT: 80A, FOR ALT: 90A CA CA, 07/1993⇨ CA, ⇨06/1993
2.0 i Turbo, 2.0 Turbo	09/92-06/94	RGY (XU10J2TE/Z)	104	1998	AVX10X1025 5PK1155 5PK690 5PK710 CT754 CT754K1	HYDP ALT, AC ALT, FOR ALT: 60A ALT, FOR ALT: 80A, FOR ALT: 90A CA CA
2.1 D 12V	05/89-06/94	P9A (XUD11A)	60	2138	AVX10X1090 AVX10X1125 5PK1165 5PK1190 5PK736 5PK768 CT775 CT775K1	HYDP, ORG-NO 4992⇨ HYDP, ⇨ORG-NO 4991 ALT, (AC), (MANL) ALT, (AC), (AUTOM) ALT, (-AC), (MANL) ALT, (-AC), (AUTOM) CA CA
2.1 TD 12V	05/89-06/94	P8A (XUD11ATE), PHZ (XUD11ATE), PJZ (XUD11ATE), P8C (XUD11BTE)	80	2088	AVX10X1090 AVX10X1113 5PK1165 5PK1190 5PK736 5PK768 VD1088 VD1088 VD1088 VD1088 CT772 CT772K1 CT772WP1	HYDP, 08/1990⇨, ORG-NO 4992⇨ HYDP, ⇨07/1990, ⇨ORG-NO 4991 ALT, (AC), (MANL) ALT, (AC), (AUTOM) ALT, (-AC), (MANL) ALT, (-AC), (AUTOM) MTR-CODE: XUD11BTE, (AUTOM) MTR-CODE: XUD11ATE, (MANL), ORG-NO 06779⇨ MTR-CODE: XUD11ATE, (AUTOM), ORG-NO 06779⇨, ⇨ORG-NO 07237 MTR-CODE: XUD11BTE, (MANL), ORG-NO 06779⇨ CA CA CA
3.0 V6	05/89-06/94	SFZ (ZPJ/Z), UFZ (ZPJ/Z)	123	2963	AVX10X666 AVX10X700 5PK1387 5PK1450 5PK847	HYDP, ⇨ORG-NO 5565, ⇨02/1992 HYDP, ORG-NO 5566⇨, 03/1992⇨ WP, (AC), MTR-CODE: ZPJ WP, (AC), MTR-CODE: ZPJ4 ALT
3.0 V6 24V	07/90-06/94	SKZ (ZPJ4/Z), UKZ (ZPJ4/Z)	147	2963	AVX10X666 AVX10X685 5PK1387 5PK1450 5PK847 5PK847	HYDP, ⇨ORG-NO 5565, ⇨02/1992 HYDP, ORG-NO 5566⇨, 03/1992⇨ WP, (AC), MTR-CODE: ZPJ WP, (AC), MTR-CODE: ZPJ4 ALT WP

XM (Y4)

2.0 i 16V	05/94-10/00	RFV (XU10J4R)	97	1998	AVX10X1025 6PK1080 6PK1200 6PK1653 6PK1660 CT955 CT955K1	HYDP, 07/1994⇨ ALT, ⇨05/1995 ALT, 06/1995⇨ ALT, AC, 06/1995⇨ ALT, AC, ⇨05/1995 CA CA
2.0 Turbo	05/94-10/00	RGX (XU10J2TE), RGY (XU10J2TE/Z)	108	1998	AVX10X1025 5PK1155 5PK690 5PK710 6PK1200 6PK1653 CT754 CT754K1	HYDP ALT, AC, ⇨05/1995 ALT, FOR ALT: 60A, ⇨05/1995 ALT, FOR ALT: 80A, FOR ALT: 90A, ⇨05/1995 ALT, 06/1995⇨ ALT, AC, 06/1995⇨ CA CA





CITROËN						
XM (Y4) ↔ 2.1 D12	07/94-06/96	P9A (XUD11A)	60	2138	AVX10X1090 AVX10X1125 5PK1165 5PK1190 5PK736 5PK768 CT775 CT775K1	HYDP, ORG-NO 4992↔ HYDP, ↔ORG-NO 4991 ALT, (AC), (MANL) ALT, (AC), (AUTOM) ALT, (AC), (MANL) ALT, (AC), (AUTOM) CA CA
	2.1 TD 12V	05/94-10/00	P8A (XUD11ATE), PHZ (XUD11ATE), PJZ (XUD11ATE), P8C (XUD11BTE)	80	2088	AVX10X1090 5PK1165 5PK1200 5PK715 5PK736 5PK775 6PK1110 6PK1733 VD1088 VD1088 VD1088 VD1088 MS01 CT772 CT772K1 CT772WP1
		PHZ (XUD11ATE), PJZ (XUD11ATE), P8C (XUD11BTE)	80	2088	AVX10X1090 5PK1165 5PK1200 5PK715 5PK736 5PK775 6PK1110 6PK1733 VD1088 VD1088 VD1088 VD1088 MS01 CT772 CT772K1 CT772WP1	HYDP, ORG-NO 4992↔ ALT, AC ALT, AC ALT, ↔ORG-NO 6778, ↔05/1995, OE-NO 91538177, (AUTOM) ALT, ↔ORG-NO 6778, ↔05/1995, OE-NO 96056835, (MANL) ALT ALT, ORG-NO 6779↔, 06/1995↔ ALT, AC, ORG-NO 6779↔, 06/1995↔ MTR-CODE: XUD11ATE, (AUTOM), ORG-NO 06779↔, ↔ORG-NO 07237 MTR-CODE: XUD11BTE, (AUTOM) MTR-CODE: XUD11BTE, (MANL), ORG-NO 06779↔ MTR-CODE: XUD11ATE, (MANL), ORG-NO 06779↔ ONLY WITH VD1088 CA CA CA
2.5 TD	05/94-10/00	THY (DK5ATE)	95	2446	3PK945 4PK945 6PK1190 6PK1200 6PK1863 CT891 CT891K1	WP, 06/1996↔ WP, ↔05/1996 ALT, OE-NO 5750M3 ALT, OE-NO 5750M0 ALT, AC CA CA
3.0 V6	04/97-10/00	XFZ (ES9J4)	140	2946	6PK1623 CT1052 CT1052K1	ALT, AC CA CA, 01/2000↔, ORG-NO 08442↔
		05/94-10/00	SFZ (ZPJ/Z), UFZ (ZPJ/Z)	123	2963	AVX10X700 5PK1387 5PK1450 5PK847 5PK847

CITROËN



CITROËN

CITROËN					
XM (Y4) ↔ 3.0 V6 24V	05/94-10/00	SKZ (ZPJ4/Z), UKZ (ZPJ4/Z)	147	2963	AVX10X700 HYDP 5PK1450 WP, AC 5PK847 WP 5PK847 ALT
XSARA (NO, N1, N2, N68) 1.4 HDi	01/03-08/05	8HX (DV4TD)	50	1398	6PK1345 ALT, (-AC) 6PK1710 ALT, (AC) VD1094 MS08 ONLY WITH VD1094 CT1063 CA CT1063K1 CA CT1063WP2 CA, ⇨ORG-NO 10160
1.4 i	04/97-08/05	KFX (TU3JP), KFW (TU3JP)	55	1360	4PK860 ALT, (XSARA I), MTR-CODE: TU5JP 5PK1255 PS, (AC), (XSARA I), MTR-CODE: TU5JP 5PK830 PS, (-AC), ORG-NO 07833⇨, (XSARA I), MTR-CODE: TU5JP 5PK880 PS, (-AC), ⇨ORG-NO 07832, (XSARA I), MTR-CODE: TU5JP 6PK1453 ALT, (AC), (XSARA II), MTR-CODE: TU 6PK1560 ALT, (AC), ORG-NO 09156⇨, (XSARA II), MTR-CODE: TU 6PK1564 ALT, (AC), ⇨ORG-NO 09155, (XSARA II), MTR-CODE: TU VD1100 CT1067 CA, MTR-NO 3666766⇨ CT607 CA, ⇨MTR-NO 3666765 CT1067K1 CA, MTR-NO 3666766⇨ CT607K1 CA, ⇨MTR-NO 3666765 CT1067WP1 CA, MTR-NO 3666766⇨ CT607WP1 CA, ⇨MTR-NO 3666765
1.5 D	04/97-09/00	VJZ (TUD5)	42	1527	5PK962 ALT VD1085 ORG-NO 08162⇨ MS15 ONLY WITH VD1085 CT906 CA CT906K1 CA CT906WP1 CA
1.6	12/99-	NFZ (TU5JP)	65-70	1587	6PK1453 ALT, (AC), MTR-CODE: TU5JP, TU5JP4 6PK1560 ALT, (AC), ORG-NO 09163⇨, ⇨ORG-NO 10555, MTR-CODE: TU5JP 6PK1564 ALT, (AC), ⇨ORG-NO 09162, MTR-CODE: TU5JP 6PK1564 ALT, (AC), MTR-CODE: TU5JP4 6PK1564 ALT, (AC), ORG-NO 10556⇨, MTR-CODE: TU5JP VD1100 (MANL) CT744 CA CT744K1 CA
1.6 16V	09/00-08/05	NFU (TU5JP4)	80	1587	4PK860 ALT, (XSARA I), MTR-CODE: TU5JP 5PK1255 PS, (AC), (XSARA I), MTR-CODE: TU5JP 5PK830 PS, (-AC), ORG-NO 07833⇨, (XSARA I), MTR-CODE: TU5JP 5PK880 PS, (-AC), ⇨ORG-NO 07832, (XSARA I), MTR-CODE: TU5JP 6PK1453 ALT, (AC), (XSARA II), MTR-CODE: TU 6PK1560 ALT, (AC), ORG-NO 09156⇨, (XSARA II), MTR-CODE: TU 6PK1564 ALT, (AC), ⇨ORG-NO 09155, (XSARA II), MTR-CODE: TU VD1100 CT1065 CA CT1065K1 CA, MTR-CODE: TU5JP4, ⇨MTR-NO 1806404 CT1065K3 CA, MTR-CODE: TU5JP4, MTR-NO 1806405⇨ CT1065WP1 MTR-CODE: TU5JP4, CA, ⇨MTR-NO 1806404





ContiTech



CITROËN

XSARA (N0, N1, N2, N68)

↔	09/05-	NFU (TU5JP4)	80	1587	CT1065WP2 6PK1453 6PK1560 6PK1564 6PK1564 6PK1564 VD1100 CT1065 CT744 CT1065K3 CT744K1 CT1065WP2	MTR-CODE: TU5JP4, CA, MTR-NO 1806405↔ ALT, (-AC), MTR-CODE: TU5JP, TU5JP4 ALT, (AC), ORG-NO 09163↔, ↔ORG-NO 10555, MTR-CODE: TU5JP ALT, (AC), MTR-CODE: TU5JP4 ALT, (AC), ↔ORG-NO 09162, MTR-CODE: TU5JP ALT, (AC), ORG-NO 10556↔, MTR-CODE: TU5JP (MANL) CA, MTR-CODE: TU5JP4 CA, MTR-CODE: TU5JP CA, MTR-CODE: TU5JP4 CA, MTR-CODE: TU5JP MTR-CODE: TU5JP4, CA	
	1.6 HDi	05/04-	9HY (DV6TED4)	80	1560	6PK1345 6PK1710 AP9013 AP9019 AP9023 AP9042 VD1094 VD1096 MS08 CT1092 CT1092K1 CT1092WP1	ALT, (-AC) ALT, (AC) ALT, (Valeo), FOR ALT: 150A, OE-NO 5702H4, 5705AS, 5705EY, ALT-No: TG15C020, TG15C028, TG15C053 ALT, (Valeo), FOR ALT: 150A, OE-NO 5705 AS, 5705 NH, 5705 EY, ALT-No: TG15C118 ALT, (Bosch), ALT-No: 0124525035, FOR ALT: 150A, OE-NO 5705AS, 5705EY ALT, (Bosch), FOR ALT: 150A, ALT-No: 0 124 525 035, OE-NO 5705AS, 5705EY ↔ORG-NO 10569 ORG-NO 10570↔ ONLY WITH VD1094, VD1096 CA CA CA
	1.6 i	04/97-09/00	NFZ (TU5JP)	65	1587	4PK860 5PK1255 5PK830 5PK880 6PK1453 6PK1560 6PK1564 CT744 CT744K1	ALT, (XSARA I), MTR-CODE: TU5JP PS, (AC), (XSARA I), MTR-CODE: TU5JP PS, (-AC), ORG-NO 07833↔, (XSARA I), MTR-CODE: TU5JP PS, (-AC), ↔ORG-NO 07832, (XSARA I), MTR-CODE: TU5JP ALT, (-AC), (XSARA II), MTR-CODE: TU ALT, (AC), ORG-NO 09156↔, (XSARA II), MTR-CODE: TU ALT, (AC), ↔ORG-NO 09155, (XSARA II), MTR-CODE: TU CA CA
	1.8 16V	02/00-	6FZ (EW7J4)	85	1749	6PK1200 6PK1725 CT1138 CT1138K1 CT1138WP1	ALT, PS ALT, PS, AC CA, MTR-CODE: 6FZ (EW7 J4) CA, MTR-CODE: 6FZ CA, MTR-CODE: 6FZ
	1.8 D	04/97-09/00	161A (XUD7), A9A (XUD7)	43	1769	6PK1130 6PK1740 6PK730 VD1086 MS01 CT1061 CT1061K2	ALT, (PS), (-AC) ALT, (PS), (AC) ALT, (-PS), (-AC) ONLY WITH VD1086 CA CA
	1.8 i	02/98-09/00	LFZ (XU7JP)	74	1761	6PK1065 6PK1075 6PK1660 CT754 CT754K1	ALT, (-AC), FOR ALT: 70A, FOR ALT: 80A ALT, (-AC), FOR ALT: 90A ALT, (AC) CA CA





ContiTech



CITROËN

XSARA (NO, N1, N2, N68)

↔					CT754WP1	CA
1.8 i 16V	04/97-09/00	LFY (XU7JP4)	81	1761	6PK1080 6PK1660 CT955 CT955K1 CT955K2	ALT ALT, AC CA CA, ⇨ORG-NO 8469 CA, ORG-NO 8470⇨
1.8 i, 1.8 i Aut.	04/97-09/00	LFX (XU7JB), LFZ (XU7JP)	66-74	1761	6PK1070 6PK1080 6PK1660 CT754 CT754K1 CT754WP1	ALT, FOR ALT: 70A, FOR ALT: 80A ALT, FOR ALT: 90A ALT, AC CA CA CA
1.8 TD	10/97-09/00		66	1761	6PK1130 6PK1740 6PK730 CT1061 CT1061K2 CT1061WP1	ALT, (PS), (-AC) ALT, (PS), (AC) ALT, (-PS), (-AC) CA CA CA
1.9 D	07/98-08/05	WJZ (DW8), WJY (DW8B)	51	1868	6PK1045 6PK1390 6PK1440 6PK1440 6PK1680 6PK1740 6PK1750 6PK869 VD1080 VD1097 VD1097 MS02 MS12 MS14 MS14 CT986 CT986K2 CT986WP2	ALT, (-PS), (AC), MTR-CODE: DW8 ALT, (PS), (-AC), ⇨ORG-NO 08374, MTR-CODE: DW8 ALT, (PS), (-AC), ORG-NO 08375⇨, MTR-CODE: DW8 ALT, (AC), MTR-CODE: DW8B ALT, (AC), ORG-NO 09478⇨, MTR-CODE: DW8B ALT, (AC), ⇨ORG-NO 09477, MTR-CODE: DW8B ALT, (PS), (AC), MTR-CODE: DW8 ALT, (-PS), (-AC), MTR-CODE: DW8 (AC), MTR-CODE: DW8B, ORG-NO 09520⇨ MTR-CODE: DW8 (AC), MTR-CODE: DW8B, ⇨ORG-NO 09519 ONLY WITH VD1080 ONLY WITH VD1097, ⇨ORG-NO 08147, MTR-CODE: DW8 ONLY WITH VD1097, MTR-CODE: DW8B ONLY WITH VD1097, ORG-NO 08148⇨, MTR-CODE: DW8 CA CA CA, MTR-CODE: DW8
	04/97-09/00	DJY (XUD9A)	50	1905	6PK1130 6PK1740 6PK730 VD1086 MS01 CT1061 CT1061K2 CT1061WP1	ALT, (PS), (-AC) ALT, (PS), (AC) ALT, (-PS), (-AC) MTR-CODE: XUD9A ONLY WITH VD1086 CA CA ⇨09/1998, CA
1.9 D, 1.9 SD	01/98-09/00	DHV (XUD9BSD)	55	1905	6PK1130 6PK1740 6PK730 VD1086 MS01 CT1061 CT1061K2	ALT, (PS), (-AC) ALT, (PS), (AC) ALT, (-PS), (-AC) ONLY WITH VD1086 CA CA
1.9 D, 1.9 TD	04/97-09/00	DHY (XUD9TE/Y), DJY (XUD9A)	50-66	1905	6PK1130 6PK1740 6PK730 VD1086 MS01 CT1061 CT1061K2 CT1061WP1	ALT, (PS), (-AC) ALT, (PS), (AC) ALT, (-PS), (-AC) ONLY WITH VD1086 CA CA CA





CITROËN						
XSARA (N0, N1, N2, N68)						
↔ 2.0 16V	07/98-09/00	RFV (XU10J4R)	97	1998	6PK1165 6PK1660 CT955 CT955K1	ALT ALT, AC CA CA
	09/00-	RFN (EW10J4)	100	1997	6PK1200 6PK1725 CT1138 CT1138K1 CT1138WP1	ALT, PS, (-AC) ALT, PS, AC CA CA CA
2.0 16V, 2.0 i 16V	04/97-03/05	RFS (XU10J4RS)	120	1998	6PK1165 6PK1660 CT1092 CT955 CT1092K2 CT955K1	ALT ALT, AC CA, ORG-NO 08547⇒, 09/2000⇒ CA, ⇒ORG-NO 08546, ⇒08/2000 CA, 09/2000⇒, ORG-NO 08547⇒ CA, ⇒ORG-NO 08546, ⇒08/2000
2.0 HDi	12/99-	RHY (DW10TD)	66	1997	6PK1468 6PK1740 6PK1468D1 6PK1740D1 AP9019 AP9023 AP9038 AP9038 AP9038 AP9042 VD1080 MS01 CT987 CT987K1 CT987K2 CT987WP1 CT987WP2	ALT, (-AC) ALT, (AC) ALT, (-AC), (MANL) ALT, (AC), (MANL) ALT, (Valeo), FOR ALT: 150A, OE-NO 5705 AS, 5705 NH, 5705 EY, ALTNº: TG15C118 ALT, (Bosch), FOR ALT: 150A, OE-NO 5705 AS, 5705 NH, 5705 EY, ALTNº: 0 124 525 035 (-AC), ⇒ORG-NO 09519, ALT, OE-NO 5705 4F, 5705 GC, (Valeo), (Mitsubishi), FOR ALT: 150A (AC), ORG-NO 08365FV⇒, ⇒ORG-NO 09680FV, ALT, OE-NO 5705 4F, 5705GC, (Valeo), (Mitsubishi), FOR ALT: 150A ALT, (Bosch), FOR ALT: 150A, ALTNº: 0 124 525 035, OE-NO 5705AS, 5705EY ONLY WITH VD1080 CA CA, ⇒ORG-NO 8735 CA, ORG-NO 8736⇒ CA, ⇒ORG-NO 8735 CA, ORG-NO 8736⇒
2.0 HDi 109	05/01-08/05	RHZ (DW10ATED)	80	1997	6PK1468 6PK1740 6PK1468D1 6PK1740D1 AP9038 VD1080 MS02 CT987 CT987K1 CT987K2 CT987WP1 CT987WP2	ALT, (-AC) ALT, (AC) ALT, (AC) ALT, (AC) ALT, OE-NO 5705 4F, 5705 GC, (Valeo), (Mitsubishi), FOR ALT: 150A, (AC), ⇒ORG-NO 09520, ALT, OE-NO 5705 AA, 5705 ER, (Valeo), FOR ALT: 150A ONLY WITH VD1080 CA CA, ⇒ORG-NO 08735 CA, ORG-NO 08736⇒ CA, ⇒ORG-NO 08735 CA, ORG-NO 08736⇒
2.0 HDi 90	02/99-03/05	RHY (DW10TD)	66	1997	6PK1468 6PK1740 6PK1750 6PK1468D1 6PK1740D1 6PK1750D2 AP9038 VD1080	ALT, (-AC) ALT, (AC), (XSARA II), OE-NO 5750GK ALT, (AC), (XSARA I), OE-NO 5750Z7 ALT, (-AC) ALT, (AC), (XSARA II) ALT, (AC), (XSARA I) ALT, OE-NO 5705 4F, 5705 GC, (Valeo), (Mitsubishi), FOR ALT: 150A, (AC), ⇒ORG-NO 09520, ALT, OE-NO 5705 AA, 5705 ER, (Valeo), FOR ALT: 150A

CITROËN



CITROËN

XSARA (NO, N1, N2, N68)



ZX (N2)

1.1	03/91-08/93	H1B, H1A	40	1124	MS01 CT987 CT987K1 CT987K2 CT987WP1 CT987WP2	ONLY WITH VD1080 CA CA, ⇨ ORG-NO 08735 CA, ORG-NO 08736⇨ CA, ⇨ ORG-NO 08735 CA, ORG-NO 08736⇨
1.1	03/91-06/97	HDZ (TU1M)	44	1124	AVX10X710 4PK815 4PK860 4PK860 5PK1250 5PK813 5PK884 CT718 CT718K1	ALT, (-AC) AC, (-PS), ⇨ ORG-NO 5713 ALT, (-PS), (AC), ORG-NO 05654⇨ ALT, (PS), (AC), ⇨ ORG-NO 05653 PS, (AC) AC, (-PS), ORG-NO 5714⇨ PS, (-AC) CA, MTR-CODE: TU1, TU1M CA, MTR-CODE: TU1, TU1M
1.1	03/91-06/97	HDZ (TU1M)	44	1124	AVX10X710 4PK815 4PK860 4PK860 5PK1250 5PK813 5PK884 CT718 CT718K1 CT718WP1	ALT, (-AC) AC, (-PS), ⇨ ORG-NO 5713 ALT, (-PS), (AC), ORG-NO 05654⇨ ALT, (PS), (AC), ⇨ ORG-NO 05653 PS, (AC) AC, (-PS), ORG-NO 5714⇨ PS, (-AC) CA CA CA
1.4, 1.4 i	03/91-10/97	KDX (TU3M/Z), KDY (TU3M), KDZ (TU3M/Z), KFX (TU3JP)	55	1360	AVX10X710 4PK810 4PK860 4PK860 5PK1250 5PK813 5PK884 CT607 CT607K1 CT607WP1	ALT, (-AC) AC, (-PS), ⇨ ORG-NO 5713 ALT, (-PS), (AC), ORG-NO 05654⇨ ALT, (PS), (AC), ⇨ ORG-NO 05653 PS, (AC) AC, (-PS), ORG-NO 5714⇨ PS, (-AC) CA, MTR-CODE: TU3M, TU3MC, TU3-2, TU3JP CA, MTR-CODE: TU3M, TU3MC, TU3-2, TU3JP CA, MTR-CODE: TU3M, TU3MC, TU3-2, TU3JP
1.6 i	03/91-10/97	BDY (XU5M), BFZ (XU5JP)	65	1580	4PK698 4PK841 4PK954 6PK1070 6PK1080 6PK1095 6PK1660 6PK698 CT525 CT754 CT525K1 CT754K1 CT754WP1	ALT, (-PS), (AC), ⇨ 06/1994 AC ALT, (PS), (AC), ⇨ 06/1994 ALT, (PS), (-AC), FOR ALT: 70,8A ALT, (PS), (-AC), FOR ALT: 90A ALT, (-PS), (AC), 07/1994⇨ ALT, (PS), (AC), 07/1994⇨ ALT, (-PS), (-AC), 07/1994⇨ CA, ⇨ ORG-NO 5545 CA, ORG-NO 5546⇨ CA, ⇨ 01/1992 CA, 01/1992⇨ CA, ORG-NO 5546⇨, 02/1992⇨
1.8 D	06/93-10/97	161A (XUD7)	44	1769	AVX10X650 6PK1125 6PK1145 6PK1165 6PK1698 6PK1740 6PK730 VD1086 MS01 CT1061 CT1061K1 CT1061K2	VACP ALT, PS, (-AC), 03/1996⇨, ORG-NO 07056⇨ ALT, PS, (-AC), ⇨ ORG-NO 07055, ⇨ 02/1996 ALT, AC, (-PS) ALT, PS, AC, ⇨ 12/1994, ⇨ ORG-NO 06628 ALT, PS, AC, 01/1995⇨, ORG-NO 06629⇨ ALT, (-PS), (-AC) ONLY WITH VD1086 CA CA, ⇨ 12/1993, ⇨ ORG-NO 06264 CA, 03/1994⇨, ORG-NO 06265⇨





CITROËN

ZX (N2)

					CT1061WP1 CT1061WP2	CA, ORG-NO 06265⇒, ⇒ORG-NO 07389 CA, ⇒ORG-NO 06170
1.8 i	07/92-10/97	LFZ (XU7JP)	74	1761	AVX10X1025 6PK1070 6PK1080 6PK1095 6PK1660 6PK698 CT754 CT754K1 CT754WP1	HYDP ALT, PS, (VALEO), FOR ALT: 70A, FOR ALT: 80A ALT, PS, (MITSU), FOR ALT: 90A ALT, AC ALT, PS, AC ALT CA CA CA
1.8 i 16V	01/96-02/98	LFY (XU7JP4)	81	1761	CT955 CT955K1	CA CA
1.9 D	07/93-10/97	D9B (XUD9A/U), DJY (XUD9A)	50	1905	AVX10X650 6PK1125 6PK1145 6PK1165 6PK1698 6PK1740 6PK730 VD1086 MS01 CT1061 CT1061K2 CT1061WP1	VACP ALT, PS, (-AC), 03/1996⇒, ORG-NO 07056⇒ ALT, PS, (-AC), ⇒ORG-NO 07055, ⇒02/1996 ALT, AC, (-PS) ALT, PS, AC, ⇒12/1994, ⇒ORG-NO 06628 ALT, PS, AC, 01/1995⇒, ORG-NO 06629⇒ ALT, (-PS), (-AC) ONLY WITH VD1086 CA CA CA, MTR-CODE: XUD9A, ORG-NO 06171⇒, ⇒ORG-NO 07389
1.9 D, 1.9 TD	03/91-06/97	DHY (XUD9TE/Y), DJZ (XUD9Y)	47-66	1905	AVX10X650 6PK1125 6PK1125 6PK1145 6PK1165 6PK1698 6PK1740 6PK730 VD1086 MS01 CT1061 CT1061K1 CT1061K2 CT1061WP1 CT1061WP2	VACP 03/1996⇒, ORG-NO 07056⇒ ALT, PS, (-AC), ⇒02/1993, ⇒ORG-NO 05956 ALT, PS, (-AC), ORG-NO 05957⇒, 03/1993⇒, ⇒ORG-NO 07055, ⇒02/1996 ALT, AC, (-PS) ALT, PS, AC, ⇒12/1994, ⇒ORG-NO 06628 ALT, PS, AC, 01/1995⇒, ORG-NO 06629⇒ ALT, (-PS), (-AC) ONLY WITH VD1086 CA CA, ⇒12/1993, ⇒ORG-NO 06264 CA, 03/1994⇒, ORG-NO 06265⇒ CA, ORG-NO 06265⇒, ⇒ORG-NO 07389 CA, ⇒ORG-NO 06170
1.9 DT	06/92-10/97		65-68	1905	VD1086 MS01 CT1061 CT1061K2 CT1061WP1	ONLY WITH VD1086 CA CA CA
1.9 i	03/91-06/97	DKZ (XU9JA)	88	1905	4PK698 4PK841 4PK954 CT525 CT754 CT525K1 CT754K1 CT754WP1	ALT, (-PS) AC ALT, (PS) CA, ⇒ORG-NO 5546⇒ CA, ORG-NO 5546⇒ CA, ⇒ORG-NO 5545 CA, ORG-NO 5546⇒ CA, ORG-NO 5546⇒, 02/1992⇒
2.0 i	07/92-06/97	RFX (XU10J2C)	89	1998	6PK1060 6PK1080 CT754 CT754K1	ALT, (VALEO) ALT, (MITSU) CA CA
2.0 i 16V	07/92-06/97	RFY (XU10J4/Z), RFT (XU10J4/Z)	110- 112	1998	6PK1060 6PK1075	ALT, PS, (-AC), FOR ALT: 70A, FOR ALT: 80A ALT, PS, (-AC), FOR ALT: 90A





ContiTech



CITROËN

ZX (N2)



						6PK1095	ALT, AC, (-PS)
						6PK1660	ALT, PS, AC
						6PK698	ALT
						CT864	CA
						CT864K1	CA
05/96-06/97	RFS (XU10J4RS)	120	1998			6PK1165	ALT
						6PK1605	ALT, AC
						CT955	CA
						CT955K1	CA

DACIA

1210							AVX10X1225	ALT
1.2	06/83-12/94		36	1185			AVX10X1225	ALT
1300							AVX10X1225	ALT, FAN
1.3	12/72-05/83	810-02-99	40	1289			AVX10X1225	ALT, FAN
1310 (U, X)							AVX10X1225	ALT
1.3	05/83-07/04	810-02-99	40	1289			AVX10X1225	ALT
1.4	09/85-07/04		46	1397			AVX10X1225	ALT
1.4 Classic	01/95-07/04		46	1397			AVX10X1225	ALT, ⇨11/2005
1410							AVX10X1175	ALT
1.4	09/85-12/98		48	1397			AVX10X1175	ALT
DUSTER							6PK1205	ALT
1.5 dCi	04/10-	K9K796	63	1461			AP9025	ALT, (Melco), FOR ALT: 110A, OE-NO 82 00 667 608, FOR ALT: 125A, OE-NO 82 00 537 415, 23 10 038 31R
							AP9025	ALT, (Valeo), FOR ALT: 110A, ALT-No: TG11C034, TG11C064, FOR ALT: 125A, ALT-No: SG12B089, SG12B105, TG12C094
							CT1035	CA
							CT1035K2	CA
							CT1035WP3	CA
	06/10-	K9K896	79	1461			AP9025	ALT, (Valeo), FOR ALT: 125A, OE-NO 23 10 038 31R, ALT-No: TG12C094
	10/10-	K9K892	66	1461			AP9025	ALT, (Valeo), FOR ALT: 110A, OE-NO 82 00 667 608, ALT-No: TG11C064, FOR ALT: 125A, OE-NO 23 10 038 31R, ALT-No: TG12C094
1.5 dCi 4x4	06/10-	K9K894, K9K898	66-79	1461			AP9025	ALT, (Valeo), FOR ALT: 125A, OE-NO 23 10 038 31R, ALT-No: TG12C094
1.6 16V	04/10-	K4M690, K4M696	77	1598			6PK1130	ALT, (-AC)
							6PK1815	ALT, (AC)
							CT1126	CA
							CT1126K1	CA
							CT1126WP1	CA
LODGY							5PK1110	ALT, (AC)
1.6	03/12-	K7MA8	61	1598			6PK1205	ALT, (AC)
LOGAN (LS, KS)							4PK715	ALT, (-PS)
1.4, 1.4 MPI LPG	09/04-	K7J710, K7J714	55	1390			4PK916 ELAST	AC, (-PS)
							5PK1110	ALT, (PS), (-AC)
							5PK1750	ALT, (PS), (AC), ⇨09/2009
							6PK1820	ALT, (PS), (AC), 09/2009⇨
							4PK916 ELAST T1	AC, (-PS)
							AP9025	ALT, (Bosch), FOR ALT: 98A, OE-NO 77 01 473 636, 77 01 477 694, 77 00 429 217
							CT988	CA, ⇨11/2009
							CT988K2	CA, 09/2004⇨, ⇨11/2009
							CT988WP2	CA, ⇨11/2009
1.5 dCi	09/05-	K9K790	48	1461			5PK1135	ALT, (-AC)
							6PK1200	ALT, (AC)
							AP9025	ALT, FOR ALT: 110A, OE-NO 82 00 667 608, FOR





DACIA

LOGAN (LS., KS.)



					AP9025 CT1035 CT1035K2 CT1035WP3	ALT: 125A, OE-NO 82 00 537 415 ALT, (Valeo), FOR ALT: 110A, ALT-No: TG11C034, TG11C064, FOR ALT: 125A, ALT-No: SG12B089, SG12B105 CA, MTR-CODE: K9K 790 CA, MTR-CODE: K9K 790 CA, MTR-CODE: K9K 790
	01/06-	K9K792	50	1461	5PK1135 6PK1200 AP9025 AP9025 CT1035 CT1035K2 CT1035WP3	ALT, (AC) ALT, (AC) ALT, FOR ALT: 110A, OE-NO 82 00 667 608, FOR ALT: 125A, OE-NO 82 00 537 415 ALT, (Valeo), FOR ALT: 110A, ALT-No: TG11C034, TG11C064, FOR ALT: 125A, ALT-No: SG12B089, SG12B105 CA CA CA
	09/07-	K9K796	63	1461	5PK1135 6PK1200 AP9025 AP9025 CT1035 CT1035K2 CT1035WP3	ALT, (AC) ALT, (AC) ALT, FOR ALT: 110A, OE-NO 82 00 667 608, FOR ALT: 125A, OE-NO 82 00 537 415, 23 10 038 31R ALT, (Valeo), FOR ALT: 110A, ALT-No: TG11C034, TG11C064, FOR ALT: 125A, ALT-No: SG12B089, SG12B105, TG12C094 CA CA CA
	05/10-	K9K892	55-65	1461	AP9025	ALT, (Valeo), FOR ALT: 110A, OE-NO 82 00 667 608, ALT-No: TG11C064, FOR ALT: 125A, OE-NO 23 10 038 31R, ALT-No: TG12C094
1.6	09/04-	K7M710	64	1598	4PK715 4PK916 ELAST 5PK1110 5PK1750 4PK916 ELAST T1 AP9025 CT988 CT988K2 CT988WP2	ALT, (PS) AC, (-PS) ALT, (PS), (-AC) ALT, (PS), (AC) AC, (-PS) ALT, (Bosch), FOR ALT: 98A, OE-NO 77 01 473 636, 77 01 477 694, 77 00 429 217 CA CA, 09/2004→ CA
1.6 16V	02/06-	K4M690, K4M696	77	1598	6PK1200 6PK1815 CT1126 CT1126K1 CT1126WP1	ALT, (AC) ALT, (AC) CA, MTR-CODE: K4M690 CA CA
1.6 Bifuel	05/10-	K7M718	62	1598	4PK715 4PK916 ELAST 5PK1110 6PK1820 4PK916 ELAST T1	ALT, (-PS), (-AC) AC ALT, (PS), (-AC) ALT, (PS), (AC) AC
1.6 MPI 85	05/10-	K7M800	62	1598	4PK916 ELAST 5PK1110 4PK916 ELAST T1	AC ALT, (PS) AC
LOGAN EXPRESS (FS.)						
1.4	03/09-	K7J710	55	1390	4PK715 4PK916 ELAST 5PK1110 5PK1750 4PK916 ELAST T1 AP9025	ALT, (PS) AC, (-PS) ALT, (PS), (-AC) ALT, (PS), (AC) AC, (-PS) ALT, (Bosch), FOR ALT: 98A, OE-NO 77 01 473 636, 77 01 477 694, 77 00 429 217





DACIA

LOGAN EXPRESS (FS.)



1.5 dCi	03/09-	K9K792	50	1461	CT988 CT988K2 CT988WP2	CA CA, 09/2004⇨ CA
		K9K796	63	1461	5PK1135 6PK1200 AP9025 AP9025 CT1035 CT1035K2 CT1035WP3	ALT, (-AC) ALT, (AC) ALT, FOR ALT: 110A, OE-NO 82 00 667 608, FOR ALT: 125A, OE-NO 82 00 537 415 ALT, (Valeo), FOR ALT: 110A, ALT-No: TG11C034, TG11C064, FOR ALT: 125A, ALT-No: SG12B089, SG12B105 CA CA CA
	05/10-	K9K892	55-65	1461	AP9025	ALT, (Valeo), FOR ALT: 110A, OE-NO 82 00 667 608, ALT-No: TG11C064, FOR ALT: 125A, OE-NO 23 10 038 31R, ALT-No: TG11C034, TG11C064, FOR ALT: 125A, ALT-No: SG12B089, SG12B105, TG12C094 CA CA CA
1.6	03/09-	K7M710	64	1598	4PK715 4PK916 ELAST 5PK1110 5PK1750 4PK916 ELAST T1 AP9025	ALT, (-PS) AC, (-PS) ALT, (PS), (-AC) ALT, (PS), (AC) AC, (-PS) ALT, (Bosch), FOR ALT: 98A, OE-NO 77 01 473 636, 77 01 477 694, 77 00 429 217
					CT988 CT988K2 CT988WP2	CA CA, 09/2004⇨ CA
1.6 Bifuel	05/10-	K7M800	62	1598	4PK715 4PK916 ELAST 5PK1110 6PK1820 4PK916 ELAST T1	ALT, (-PS), (-AC) AC ALT, (PS), (-AC) ALT, (PS), (AC) AC
1.6 MPI 85	05/10-	K7M800	62	1598	4PK916 ELAST 5PK1110 4PK916 ELAST T1	AC ALT, (PS) AC
LOGAN MCV / Pick-up (US.)						
1.4	02/07-	K7J710	55	1390	4PK715 4PK916 ELAST 5PK1110 5PK1750 4PK916 ELAST T1 AP9025	ALT, (-PS) AC, (-PS) ALT, (PS), (-AC) ALT, (PS), (AC) AC, (-PS) ALT, (Bosch), FOR ALT: 98A, OE-NO 77 01 473 636, 77 01 477 694, 77 00 429 217
					CT988 CT988K2 CT988WP2	CA CA, 09/2004⇨ CA
1.5 dCi	02/07-	K9K792	50	1461	5PK1135 6PK1200 AP9025 AP9025	ALT, (-AC) ALT, (AC) ALT, (Valeo), FOR ALT: 110A, ALT-No: TG11C034, TG11C064, FOR ALT: 125A, ALT-No: SG12B089, SG12B105 ALT, FOR ALT: 110A, OE-NO 82 00 667 608, FOR





DACIA						
LOGAN MCV / Pick-up (US)						
					CT1035 CT1035K2 CT1035WP3	ALT: 125A, OE-NO 82 00 537 415 CA CA CA
	09/07-	K9K796	63	1461	5PK1135 6PK1200 AP9025 AP9025 CT1035 CT1035K2 CT1035WP3	ALT, (AC) ALT, (AC) ALT, FOR ALT: 110A, OE-NO 82 00 667 608, FOR ALT: 125A, OE-NO 82 00 537 415, 23 10 038 31R ALT, (Valeo), FOR ALT: 110A, ALT-No: TG11C034, TG11C064, FOR ALT: 125A, ALT-No: SG12B089, SG12B105, TG12C094 CA CA CA
	05/10-	K9K892	55-65	1461	AP9025	ALT, (Valeo), FOR ALT: 110A, OE-NO 82 00 667 608, ALT-No: TG11C064, FOR ALT: 125A, OE-NO 23 10 038 31R, ALT-No: TG12C094
1.6	02/07-	K7M710	64	1598	4PK715 4PK916 ELAST 5PK1110 5PK1750 4PK916 ELAST T1 AP9025 CT988 CT988K2 CT988WP2	ALT, (PS) AC, (-PS) ALT, (PS), (-AC) ALT, (PS), (AC) AC, (-PS) ALT, (Bosch), FOR ALT: 98A, OE-NO 77 01 473 636, 77 01 477 694, 77 00 429 217 CA CA, 09/2004 → CA
1.6 16V	02/07-	K4M690, K4M696	77	1598	6PK1200 6PK1815 CT1126 CT1126K1 CT1126WP1	ALT, (PS) ALT, (PS) CA CA CA
1.6 Bifuel	05/10-	K7M800	62	1598	4PK715 4PK916 ELAST 5PK1110 6PK1820 4PK916 ELAST T1	ALT, (PS), (-AC) AC ALT, (PS), (-AC) ALT, (PS), (AC) AC
	11/08-	K7M710	64	1598	4PK715 4PK916 ELAST 5PK1110 6PK1820 4PK916 ELAST T1 CT988 CT988K2	ALT, (-PS), (-AC) AC ALT, (PS), (-AC) ALT, (PS), (AC) AC CA, ⇌ 11/2009 CA, ⇌ 11/2009
1.6 MPI 85	05/10-	K7M800	62	1598	4PK916 ELAST 5PK1110 4PK916 ELAST T1	AC ALT, (PS) AC
SANDERO						
1.2 16V	11/08-	D4F732	55	1149	3PK735 3PK750 4PK1538 4PK905 4PK925 CT1045 CT1045K1	ALT, NO COLD COUNTRIES ALT, COLD COUNTRIES AC, (PS) PS AC, (-PS) CA CA
1.4	06/08-	K7J710	55	1390	4PK715 4PK916 ELAST 5PK1110 5PK1750 6PK1820 4PK916 ELAST T1	ALT, (-PS) AC, (-PS) ALT, (PS), (-AC) ALT, (PS), (AC), ⇌ 09/2009 ALT, (PS), (AC), 09/2009 → AC, (-PS)

































































DACIA

SANDERO



					AP9025 ALT, (Bosch), FOR ALT: 98A, OE-NO 77 01 473 636, 77 01 477 694, 77 00 429 217 CT988 CA, ⇨ 11/2009 CT988K2 CA, ⇨ 11/2009 CT988WP2 CA, ⇨ 11/2009
1.4 MPI LPG	01/09-	K7J714	53	1390	4PK715 ALT, (-PS) 4PK916 ELAST AC, (-PS) 5PK1110 ALT, (PS), (-AC) 5PK1750 ALT, (PS), (AC), ⇨ 09/2009 6PK1820 ALT, (PS), (AC), 09/2009⇨ 4PK916 ELAST T1 AC, (-PS) CT988 CA, ⇨ 11/2009 CT988K2 CA, ⇨ 11/2009 CT988WP2 CA, ⇨ 11/2009
1.5 dCi	11/08-	K9K792	50	1461	5PK1135 ALT, (AC) 6PK1200 ALT, (AC) AP9025 ALT, FOR ALT: 110A, OE-NO 82 00 667 608, FOR ALT: 125A, OE-NO 82 00 537 415 AP9025 ALT, (Valeo), FOR ALT: 110A, ALT-No: TG11C034, TG11C064, FOR ALT: 125A, ALT-No: SG12B089, SG12B105 CT1035 CA CT1035K2 CA CT1035WP3 CA
		K9K796	63	1461	5PK1135 ALT, (AC) 6PK1200 ALT, (AC) AP9025 ALT, FOR ALT: 110A, OE-NO 82 00 667 608, FOR ALT: 125A, OE-NO 82 00 537 415, 23 10 038 31R AP9025 ALT, (Valeo), FOR ALT: 110A, ALT-No: TG11C034, TG11C064, FOR ALT: 125A, ALT-No: SG12B089, SG12B105, TG12C094 CT1035 CA CT1035K2 CA CT1035WP3 CA
	05/10-	K9K892	55-65	1461	AP9025 ALT, (Valeo), FOR ALT: 110A, OE-NO 82 00 667 608, ALT-No: TG11C064, FOR ALT: 125A, OE-NO 23 10 038 31R, ALT-No: TG12C094
1.6	06/08-	K7M710	64	1598	4PK715 ALT, (-PS) 4PK916 ELAST AC, (-PS) 5PK1110 ALT, (PS), (-AC) 5PK1750 ALT, (PS), (AC), ⇨ 09/2009 6PK1820 ALT, (PS), (AC), 09/2009⇨ 4PK916 ELAST T1 AC, (-PS) AP9025 ALT, (Bosch), FOR ALT: 98A, OE-NO 77 01 473 636, 77 01 477 694, 77 00 429 217 CT988 CA, ⇨ 11/2009 CT988K2 CA, ⇨ 11/2009 CT988WP2 CA, ⇨ 11/2009
1.6 MPI 85	05/10-	K7M800	62	1598	4PK916 ELAST AC 5PK1110 ALT, (PS) 4PK916 ELAST T1 AC
SOLENZA					
1.4	02/03-	K7J710	55	1390	5PK1110 ALT, (AC) 5PK1750 ALT, (AC), ONLY WITH 82 00 603 359, 82 00 104 754 CT988 CA CT988K2 CA, 02/2003⇨ CT988WP1 CA

					ContiTech	
DAEWOO						
CIELO						
1.5	06/94-07/98	V15L	66	1498	 AVX13X825  5PK1005  CT887  CT887K1	AC ALT CA CA
ESPERO (KLEJ)						
1.5	10/97-09/99	G15MF	55	1498	 CT874  CT874K1	CA CA
1.5 16V	10/93-06/99	A15MF	65-66	1498	 AVX13X825  5PK1010  5PK875  CT887  CT887K1  CT887WP1	AC ALT, PS ALT CA CA CA
1.8	02/95-09/99	C18LE	66-70	1796	 AVX13X875  5PK1260  CT959  CT959K1	AC ALT CA CA
2.0	02/95-06/99	C20LE	77	1998	 AVX13X875  5PK1260  CT959  CT959K1	AC ALT CA CA
EVANDA (KLAL)						
2.0	08/02-	X20SED, L88	96	1998	 6PK1885  CT870  CT870K1	ALT, PS, AC CA CA
KALOS (KLAS)						
1.2	04/03-	B12S1	53	1150	 4PK665  4PK665  4PK950  CT1008  CT1008K2	ALT, (PS), ⇨12/2004 AC, ⇨12/2004 ALT, (PS), ⇨12/2004 CA, ⇨12/2004 CA, ⇨12/2004
1.4	09/02-	F14S3	61	1399	 6PK1873  CT874  CT874K1  CT874WP5	ALT, PS, AC CA CA CA
1.4, 1.4 16V	04/03-	F14D3	69	1399	 6PK1873  CT887  CT887K1  CT887WP2	ALT, PS, AC CA CA CA, MTR-CODE: L14, ⇨12/2004
1.5	11/02-12/04	F15S	62	1498	 6PK1873  6PK884  CT874  CT874K1	ALT, (AC), (PS) ALT, (AC), (-PS) CA, MTR-CODE: A15SM CA, MTR-CODE: A15SM
KORANDO (KJ)						
2.3 TDIC 4x4	03/00-		74	2299	 6PK2040  6PK2120	ALT, (AC) ALT, (AC)
3.2 4x4	01/99-	M104.995	156	3199	 6PK2245	ALT
LACETTI (KLAN)						
1.4	02/04-	F14D3	70	1399	 6PK1873  CT887  CT887K1	ALT, PS, AC CA CA
1.6	02/04-	F16D3	80	1598	 6PK1873  CT887  CT887K1	ALT, PS, AC CA CA
1.8	02/04-	T18SED	90	1799	 6PK1725  6PK1885  CT870  CT870K1	ALT, PS, (-AC) ALT, PS, AC CA CA
LANOS (KLAT)						
1.4	05/97-	A14SMS	55	1349	 AVX13X850  5PK1015  5PK875	AC ALT, PS ALT





DAEWOO

LANOS (KLAT)

1.5	05/97-	A15SMS	63	1498	CT874	CA
					CT874K1	CA
					CT874WP5	CA, MTR-CODE: C13L
1.6 16V	05/97-	A16DMS	78	1598	AVX13X850	AC
					5PK875	ALT
					5PK975	ALT, PS
					CT874	CA
					CT874K1	CA
					CT874WP5	CA, MTR-CODE: Y15L

LEGANZA (KLAV)

2.0 16V	07/00-04/04	T20SED	93	1998	6PK1893	ALT, CH-NO 185284⇔
					6PK1905	ALT, ⇔CH-NO 185283
					CT870	CA
					CT870K1	CA
2.0 16V	06/97-12/02	X20SED	98	1998	6PK1893	ALT, CH-NO 185284⇔
					6PK1905	ALT, ⇔CH-NO 185283
					CT870	CA
					CT870K1	CA
					CT870WP2	CA

MATIZ (KLYA)

0.8	09/98-	F8CV	38	796	AVX10X666	ALT
					4PK648	PS, (-AC)
					4PK915	PS, (AC)
					CT910	CA
					CT910K1	CA
1.0	01/03-	B10S	47	995	4PK665	ALT, ⇔12/2004
					4PK665	AC, (-PS), ⇔12/2004
					4PK715	PS, (-AC), ⇔12/2004
					4PK954	PS, (AC), ⇔12/2004
					CT1008	CA, ⇔12/2004
					CT1008K2	CA, ⇔12/2004

MUSSO (FJ)

3.2 4x4	01/99-	M104.992	162	3199	6PK2245	ALT
---------	--------	----------	-----	------	----------------	-----

NEXIA

1.6	07/08-	F16D3	80	1598	6PK1870	ALT
					CT887	CA
					CT887K1	CA

NEXIA (KLETN)

1.5	02/95-08/97	G15MF	44-55	1498	AVX10X913	ALT
					5PK875	ALT
					5PK975	ALT, PS
					CT874	CA
					CT874K1	CA
					CT874WP2	CA
1.5 16V	02/95-08/97	A15MF	66	1498	AVX13X825	AC
					5PK1015	ALT
					CT887	CA
					CT887K1	CA
					CT887WP1	CA

NUBIRA (KLAJ)

1.5 SE	06/99-07/03	A15DMS	81	1498	6PK1873	ALT
					CT887	CA
					CT887K1	CA
1.6 16V	05/97-	A16DMS	78	1598	6PK1880	ALT
					CT887	CA
					CT887K1	CA





DAEWOO							
NUBIRA (KLAJ)							
2.0 16V	12/00-	T20SED	93	1998	CT887WP2	CA, MTR-CODE: 616L	
					6PK1725 6PK1893 CT870 CT870K1 CT870WP2	ALT, (AC) ALT, (AC) CA CA CA	
	05/97-	X20SED, Z20L	98	1998	6PK1725 6PK1900 CT870 CT870K1 CT870WP2	ALT ALT, AC CA CA CA	
NUBIRA (KLAN)							
1.4	10/03-12/04	F14D3	69	1399	6PK1873 CT887 CT887K1	ALT CA CA	
1.6	07/03-	F16D3	80	1598	6PK1873 CT887 CT887K1	ALT CA CA	
1.8	07/03-	T18SED	90	1799	6PK1725 6PK1893 CT870 CT870K1	ALT, (AC) ALT, (AC) CA CA	
REXTON (GAB_)							
2.9 TD	04/02-	OM662.983	88	2874	6PK2230	ALT	
REZZO (KLAU)							
1.6	09/00-	A16DMS	77	1598	6PK1873 CT887 CT887K1	ALT CA CA	
1.8	09/00-	F18S2	74	1761	6PK1873	ALT	
2.0	09/00-	T20SED, X20SED	89-94	1998	6PK1725 6PK1893 CT870 CT870K1	ALT, (AC) ALT, (AC) CA CA	
TICO (KLY3)							
0.8	02/95-12/00	F8C, F8CV	35-38	796	AVX10X613 CT910 CT910K1	ALT, 04/1996⇨ CA, 04/1996⇨ CA, 04/1996⇨	
TOSCA							
1.8	02/06-	T18SED	90	1799	6PK1893 CT870 CT870K1	ALT CA CA	
2.0 TDCi	02/06-	Z20DMH	110	1991	AP9060	ALT, (KDAC), FOR ALT: 120A, OE-NO 96627029, 96866018	

DAIHATSU							
APPLAUSE I (A101, A111)							
1.6 16V, 1.6 16V 4WD	06/89-07/97	HD, HD-E	66-77	1590	3PK560	PS	
					4PK780	ALT, (AUTOM), 09/1993⇨	
					4PK780	ALT, (MANL)	
					4PK790	ALT, (AUTOM), ⇨09/1993	
					4PK830	AC	
					CT788 CT788K1	CA CA	
APPLAUSE II (A101)							
1.6 16V	07/97-05/00	HD-E	73	1590	4PK780 4PK830 CT788 CT788K1	ALT AC CA CA	
CHARADE (L2_)							
1.0	03/03-	EJ-VE	43	989	AVX10X710 4PK715 CT1072	AC ALT CA	





ContiTech



DAIHATSU

CHARADE I (G10)

↔ 1.0	10/77-02/83	CB20, CB22	37-38	993	∞ ▲▲▲	AVX10X950 CT672	ALT CA
-------	-------------	------------	-------	-----	----------	--------------------	-----------

CHARADE II (G11, G30)

1.0, 1.0 Turbo	10/83-03/87	CB20, CB22, CB60	38-50	993	∞ ▲▲▲	AVX10X800 CT562	ALT CA
1.0 D	10/83-03/87	CL10	27	993	∞ ▲▲▲	AVX10X813 CT776 CT780	ALT CA INJP
1.0 TD	02/85-03/87	CL60	34	993	∞ ▲▲▲	AVX10X813 CT766 CT780	ALT CA INJP

CHARADE III (G100, G101, G102)

1.0	03/87-12/92	CB23	38	993	∞ ∞ ▲▲▲ ▲▲▲	AVX10X800 3PK560 CT562 CT739	ALT PS CA, ⇨10/1990 CA, 11/1990⇨
	04/89-12/92	CB90	40-41	993	∞ ∞ ▲▲▲ ▲▲▲	3PK560 3PK785 CT562 CT739	PS ALT CA, ⇨10/1990 CA, 11/1990⇨
1.0 D	03/87-12/92	CL11	27	993	∞ ∞ ▲▲▲ ▲▲▲	AVX10X813 3PK560 CT776 CT780	ALT PS CA INJP
1.0 GTi	03/87-12/92	CB80T	74	993	∞ ∞	AVX10X785 3PK560	ALT PS
1.0 TD	03/87-12/92	CL, CL61	35	993	∞ ∞ ▲▲▲ ▲▲▲	AVX10X813 3PK560 CT766 CT780	ALT PS CA INJP
1.0 Turbo	03/87-10/90	CB61	50	993	∞ ∞	AVX10X800 3PK785	ALT ALT
1.3, 1.3 i, 1.3 i 4WD	06/88-02/93	HCE	66	1296	∞ ∞ ∞ ▲▲▲ ▣▲▲▲	3PK560 4PK780 4PK785 CT740 CT740K1	PS ALT, 11/1990⇨ ALT, ⇨10/1990 CA CA

CHARADE IV (G200, G202, G203)

1.0, 1.0 i	09/93-03/96	CB22	38-42	993	∞ ▲▲▲	3PK785 CT739	ALT CA
1.3	04/98-11/99		59	1342	∞ ▲▲▲ ▣▲▲▲	4PK790 CT740 CT740K1	ALT CA CA
1.3 16V	05/96-11/99	HCE	55	1296	∞ ∞ ∞ ∞ ▲▲▲ ▣▲▲▲	3PK538 4PK780 4PK790 4PK800 CT740 CT740K1	PS ALT ALT, (AUTOM) AC CA CA
1.3, 1.3 i 16V	01/93-11/99	HC	44-62	1296	∞ ∞ ∞ ∞ ▲▲▲ ▣▲▲▲	3PK538 4PK780 4PK790 4PK800 4PK845 CT740 CT740K1	PS ALT ALT, (AUTOM) AC, 04/1994⇨ AC, ⇨04/1994 CA CA
1.5 16V, 1.5 i 16V	10/94-	HEE, HEEG	55-66	1499	∞ ∞ ∞ ∞ ▲▲▲	3PK538 4PK780 4PK790 4PK825 CT788	PS ALT, (MANL) ALT, (AUTOM) AC CA





DAIHATSU						
CHARADE IV (G200, G202, G203)						
↔						CT788K1 CA
1.6 GS	03/93-03/96	HD-E	77	1589		6PK1205 ALT, (AC)
						6PK858 ALT, (AC)
1.6 GTi	03/93-11/99	HD-E	77	1590		3PK538 PS
						4PK780 ALT, (MANL)
						4PK790 ALT, (AUTOM)
						4PK825 AC
						CT788 CA
						CT788K1 CA
CHARMANT (A)						
1.3	11/81-07/87	4K	48	1290		AVX10X875 ALT, 02/1983⇄
						AVX10X888 ALT, ⇄02/1983
						AVX13X930 AC
						CT680 CA
1.6	08/83-07/87	4A	57-60	1588		AVX10X975 ALT
						AVX13X800 PS
						AVX13X865 AC
						CT680 CA
	12/81-09/84	2T	55	1588		AVX10X875 ALT, 02/1983⇄
						AVX10X888 ALT, ⇄02/1983
						AVX13X930 AC
						AVX13X950 AC
CUORE I (L55, L60)						
0.5	10/80-09/85	AB30	20	547		AVX10X960 ALT
						CT672 CA
0.6	08/82-09/85	AD10	22	617		AVX10X960 ALT
						CT672 CA
CUORE II (L80, L81)						
0.8, 0.8 4WD	09/85-12/90	ED10	29-32	847		AVX10X763 ALT
						AVX10X775 ALT, 01/1989⇄, (AUTOM)
						AVX10X785 ALT, ⇄01/1989, (AUTOM)
						CT817 CA, 01/1989⇄
CUORE III (L201)						
0.8	10/90-12/94	ED10K	30	847		AVX10X775 ALT
						CT817 CA
CUORE IV (L501)						
0.8	01/95-11/96	ED20	32	847		AVX10X775 ALT
						CT817 CA
CUORE V (L5)						
0.8	11/96-10/98	ED20	31	847		AVX10X788 ALT
						CT817 CA
CUORE VI (L7_)						
1.0 i	10/98-05/03	EJ-DE	41	989		AVX10X700 AC
						4PK715 ALT
						CT1072 CA
CUORE VII (L251)						
1.0	05/03-	EJ-VE	43	989		AVX10X710 AC
						4PK715 ALT
						CT1072 CA
CUORE VIII						
1.0	04/07-	1KR-FE	51	998		6PK1185 ALT, (AC)
FEROZA (F300)						
1.6 16V, 1.6 i 16V	10/88-	HDC, HD-E	63-70	1590		AVX10X785 ALT
						4PK715 ALT, ⇄05/1992
						4PK780 ALT, 05/1992⇄
						5PK975 PS
						CT788 CA
						CT788K1 CA
GRAN MOVE (G3)						
1.5 16V	10/96-07/98	HEEG	66	1499		3PK538 PS
						4PK780 ALT, (MANL)
						4PK790 ALT, (AUTOM)
						4PK825 AC





ContiTech



DAIHATSU

GRAN MOVE (G3)

1.6 16V	05/98-	HDEP	67	1590	CT788	CA
					CT788K1	CA
					3PK538	PS
					4PK780	ALT, (MANL)
					4PK790	ALT, (AUTOM)
					4PK825	AC
					CT788	CA
CT788K1	CA					

HIJET (S85)

1.0, 1.0 i	12/92-05/98	CB41, CB42	33-35	993	AVX10X800	ALT
					CT739	CA

MATERIA (M4_)

1.3	10/06-	K3-VE	67	1298	4PK1470	ALT, (AC)
1.5, 1.5 ECO 4WD	10/06-	3SZ-VE	76	1495	4PK1590	ALT, (AC), (MANL)
					6PK1580	ALT, (AC), (AUTOM)
					6PK1580	ALT, (AC)

MOVE (L6, L9)

0.8	10/96-	ED20	31	847	AVX10X675	AC
1.0 i	10/98-	EJ-DE	41	989	AVX10X788	ALT
					CT817	CA
					AVX10X700	AC
					4PK715	ALT
					CT1072	CA

ROCKY (F7, F8)

2.0	02/85-04/93	3Y	65	1998	AVX13X1055	PS
2.8 D, 2.8 TD	02/85-12/98	DL, DL51	54-67	2765	AVX13X875	AC, 09/1987⇨
					AVX13X900	AC, ⇨08/1987
					4PK830	ALT
					5PK820	ALT
					17X1040Li	ALT, ⇨05/1994
2.8 TD	09/91-12/98	DL52, DLT-C	72-75	2765	AVX13X785	PS
					AVX13X875	AC, 09/1987⇨, ⇨05/1994
					AVX13X900	AC, ⇨09/1987
					CT810	INJP
					CT810K1	CA
2.8 TD	09/91-12/98	DL52, DLT-C	72-75	2765	17X1040Li	ALT, ⇨06/1996
					AVX13X785	PS, ⇨06/1996
					AVX13X875	AC, ⇨06/1996
					CT810	INJP
					CT810K1	CA

SIRION (M1)

1.0, 1.0 i, 1.0 i 4WD	04/98-01/05	EJ-DE, EJ-VE	40-43	989	AVX10X700	AC
1.3 Sport	08/00-01/05	K3-VE2	75	1298	4PK715	ALT
					CT1072	CA
					4PK1708	ALT, (AC)

SIRION (M3_)

1.0	01/05-	1KR-FE	51	998	6PK858	ALT, (AC)
1.0 DVVT 4WD	04/05-	1KR-FE	51	998	6PK1205	ALT, (AC)
1.3, 1.3 4WD	04/05-	K3-VE	64-67	1298	6PK858	ALT, (AC)
					4PK1470	ALT, (AC)
					4PK1590	ALT, (AC)
1.5, 1.5 4WD	05/06-	3SZ-VE	76	1495	6PK1580	ALT, (AC)

TAFT

1.6 D 4x4	09/76-02/85	12R	49	1587	AVX13X900	ALT
2.8 D 4x4	08/82-02/85	DL	51	2765	AVX13X785	PS
					AVX13X900	AC
					CT810	INJP
					CT810K1	CA

TERIOS (J1)

1.3 4WD	10/00-10/05	K3-VE	63	1298	4PK1560	ALT, (AC)
					4PK1645	ALT, (AC)
					CT740	CA





DAIHATSU						
TERIOS (J1)						
						CT740K1 CA
	10/97-10/00	HE-EJ	61	1296		4PK1010 PS, (AC)
						4PK1440 PS, (AC)
						4PK780 ALT
						CT740 CA
						CT740K1 CA
TERIOS (J2)						
1.5, 1.5 4WD	11/05-	3SZ-VE	77	1495		6PK1820 ALT, (AC)
						6PK1880 ALT, (AC)
TREVIS						
1.0	06/06-	EJ-VE	43	989		AVX10X710 AC
						4PK715 ALT
						CT1072 CA
WILDCAT/ROCKY (F70)						
2.8 D, 2.8 TD	02/85-04/87	DL, DL50	54-65	2765		AVX13X775 PS
						AVX13X900 AC
						CT810 INJP
						CT810K1 CA
WILDCAT/ROCKY (F75)						
2.8 D, 2.8 TD	02/85-04/87	DL, DL50	54-65	2765		AVX13X775 PS
						AVX13X900 AC
						CT810 INJP
						CT810K1 CA
YRV (M2)						
1.3	02/01-	K3-VE	64	1298		4PK1708 ALT, (AC)

DAIMLER						
2.8 - 5.3						
Double Six 5.3	05/75-02/93	V12 (75-79), V12 (90-93)	197-211	5344		AVX10X875 ALT
						AVX13X1075 WP, (PS)
						AVX13X1525 AC
						AVX13X800 FAN
Double Six 5.3, Double Six HE, 5.3	07/81-02/93	7P, V12 (82-90)	194-217	5344		AVX10X850 ALT
						AVX13X1075 WP, (PS)
						AVX13X1525 AC
						AVX13X850 FAN
Sovereign 4.2	03/79-10/86	XK4.2 (82-87)	151	4235		AVX13X1175 PS
						AVX13X875 ALT
						AVX13X990 AC
XJ 40, 81						
Sovereign 3.6, Sovereign 4.0	10/86-09/94	9DPANA, 9EPCNA	136-163	3590		AVX10X1000 ALT
						AVX13X975 AC

DODGE						
AVENGER						
2.0 CRD	06/07-	ECD	103	1968		CT1051 CA
CALIBER						
2.0 CRD	06/06-	ECD, ECE	103	1968		6PK1715 ALT
						CT1051 CA
CARAVAN II						
2.0 i	01/95-03/01		98	1995		4PK895 PS, 10/1996⇨, ⇨12/1997
						4PK905 PS, 01/1998⇨
						6PK1020 ALT, (AC)
						6PK1345 ALT, (AC)
2.4 i	01/95-03/01	EDZ	111	2429		4PK905 PS
						6PK1045 ALT, (AC)
						6PK1420 ALT, (AC)
						CT1144 CA
3.3 i	01/95-03/01	EGP	116	3301		6PK2460 ALT, (AC)
						6PK2510 ALT, (AC)
3.8 i, 3.8 i AWD	01/95-03/01	EGH	122-131	3778		6PK2460 ALT, (AC)
						6PK2510 ALT, (AC)





ContiTech



DODGE

CARAVAN II

↔ 2.4	02/00-	EDZ	111	2429	∞	4PK900	PS, MODEL '04↔
					∞	4PK905	PS, ↔MODEL '03
					∞	6PK1250	ALT
					▲	CT1144	CA

CHARGER

3.5	06/05-12/10	EGG	186	3518	∞	6PK2100	ALT
5.7 R/T	06/05-12/10	EZA	250	5654	∞	6PK2100	ALT
6.1	09/05-12/10	ESF	317	6059	∞	6PK2077	ALT

JOURNEY

2.0 CRD	06/08-	ECE	103	1968	∞	6PK1733	ALT
					▲	CT1051	CA

NEON

2.0 16V	06/94-08/99	ECB, ECC	98-112	1996	∞	AVX10X1050	PS, (-AC)
					∞	AVX10X1215	PS, (AC)
					∞	4PK850	ALT, OE-NO 4612229
					∞	4PK890	ALT, OE-NO 4668180
					▲	CT1108	CA, CAMSHFT: DOHC
					▲	CT1111	CA, CAMSHFT: SOHC/OHC

NEON II

2.0 16V	08/99-	ECB	98	1996	∞	4PK1125	PS, (-AC)
					∞	4PK1310	PS, AC
					∞	4PK850	ALT
					▲	CT1108	CA, CAMSHFT: DOHC
					▲	CT1111	CA, CAMSHFT: SOHC/OHC, MTR-CODE: ECB
		ECH	112	1996	∞	4PK1125	PS, (-AC)
					∞	4PK1310	PS, AC
					∞	4PK850	ALT
					▲	CT1108	CA, CAMSHFT: DOHC
					▲	CT1111	CA, CAMSHFT: SOHC/OHC, MTR-CODE: ECH

STRATUS

2.0 16V	12/95-04/01	ECB	98	1996	∞	4PK895	PS
					∞	6PK1345	ALT
					▲	CT1108	CA, CAMSHFT: DOHC, ↔09/2000
					▲	CT1111	CA, CAMSHFT: SOHC/OHC
2.4 16 V	12/95-04/01	EDZ	103	2429	∞	4PK900	PS
					∞	6PK1370	ALT
					▲	CT1144	CA
2.4 16V	12/95-04/01	EDZ	112	2429	∞	4PK900	PS
					∞	6PK1345	ALT, 10/2000↔
					∞	6PK1370	ALT, ↔09/2000
					▲	CT1144	CA
2.5 V6	12/95-04/01	EEB	125	2497	∞	4PK975	PS
					∞	6PK1432	ALT, AC
					▲	CT1080	CA

FERRARI

F355 BERLINETTA / F355 GTS

3.5, 3.5 Spider	05/94-03/99	F129B/40	280	3496	∞	6PK1256	ALT
-----------------	-------------	----------	-----	------	---	----------------	-----

FIAT

126							
650	07/77-09/00	126A1.048, 126A1.000	17-18	652	∞	AVX10X800	ALT, ↔12/1987
	01/83-06/96	141A.000	22	652	∞	AVX10X800	ALT
700	09/87-06/96	126A2.000, 126A2.048	19	704	∞	AVX10X725	ALT
127							
0.9	06/71-05/83	100GL.048, 100GL.000	29-33	903	∞	AVX10X800	ALT
1.0, 1.0 Sport	01/77-12/86	127A.000, 127A1.000	37-51	1049	∞	AVX10X1000	ALT
					▲	CT650	CA
1.3 D	04/81-12/86	127A5.000	33	1301	∞	AVX10X1065	ALT





FIAT						
127						
↙					CT677 AVX10X1000 CT626 CT626K1	CA, MTR-NO 35571⇨ ALT CA CA
1.3 Sport	12/81-05/83	127A3.000	55	1301		
128						
1.1	03/69-12/84	128A.000, 128A.048	33-40	1116	AVX10X813 AVX10X825 CT647 CT647K4	DYN ALT CA CA
1.3	12/74-10/82	128A1.000	44	1290	AVX10X813 AVX10X825 CT647 CT647K4	DYN ALT CA CA
1.3 Sport	08/74-12/84	128A1.000	44	1290	AVX10X813 AVX10X825 CT647 CT647K4	DYN ALT CA CA
1.6	10/69-10/82	128A.000, 128A.048, 128AC5.000	33-48	1116	AVX10X813 AVX10X825 CT647 CT647K4	DYN ALT CA CA
131						
1.3 Mirafiori	10/74-09/81	131A6.000	40	1297	AVX10X813 AVX10X813 CT648 CT651	ALT AC CA, ENGINE: OHV CA, ENGINE: DOHC
1.4 Mirafiori	11/80-01/84	131C.000, 131C1.000	51	1367	AVX10X813 AVX10X813 CT643	ALT AC CA
1.6	10/74-09/81	131A1.000	55	1585	AVX10X813 AVX10X813 CT643 CT648	AC ALT CA, ENGINE: DOHC CA, ENGINE: OHV
	11/76-04/85	131C2.000	63	1585	AVX10X813 AVX10X813 CT643	AC ALT CA
1.6 Super	03/78-01/84	131C3.000	71	1585	AVX10X1100 AVX10X838 AVX10X838 AVX10X850 CT651 CT667	AC, 2X ALT, MTR-NO 1249476⇨ ALT, (AC) ALT, ⇨MTR-NO 1249475 CA PS
1.6 Super Mirafiori	03/79-03/82	131B1.000	72	1585	AVX10X813 AVX10X813 CT648	ALT AC CA
2.0 D	07/78-08/84	8144.65	44	1995	CT1038 CT731K1	CA CA
2.0 Racing	06/78-12/81	131B2.000	85	1995	AVX10X1025 AVX10X850 CT652 CT652K1	AC, 2X ALT CA CA
2.0 Super	01/81-12/84	131C4.000	83	1995	AVX10X1100 AVX10X838 AVX10X838 AVX10X850 CT652 CT667 CT652K1	AC, 2X ALT, MTR-NO 1245776⇨ ALT, (AC) ALT, ⇨MTR-NO 1245775 CA PS CA
2.5 D, 2.5 Super Diesel	06/78-12/84	8144.61	53	2445	AVX10X913 CT731 CT731K1	ALT CA CA

FIAT



ContiTech



FIAT

FIAT

132



1.6	01/76-12/82	132C.000, 132C6.000	65-72	1585	AVX10X1100 AVX10X850 CT651 CT667	AC, 2X ALT CA PS
2.0	05/77-06/81	132C2.000	82	1995	AVX10X1075 AVX10X1100 AVX10X1100 AVX10X770 AVX10X850 CT652 CT667 CT652K1	AC, 2X, 01/1978⇨ AC, 2X, ⇨12/1977 ALT, ⇨12/1979 ALT, 01/1980⇨ ALT, ⇨12/1978 CA PS CA
2.0 D	07/78-07/82	8144.65	44	1995	CT1038 CT731K1	CA CA
2.0 i.e.	01/80-12/82	132C3.000	90	1995	AVX10X1100 AVX10X850 CT652 CT667 CT652K1	AC, 2X ALT CA PS CA
2.5 D	07/78-07/82	8144.61	53	2445	AVX10X913 CT731 CT731K1	ALT CA CA

500 / 500 C

0.9	09/09-	312A2.000	63	875	5PK1150	ALT, (AC)
1.2	10/07-	169A4.000	51	1242	4PK665 5PK1145 CT1115 CT1115K1	ALT, (AC) ALT, (AC) CA CA
1.3 D Multijet	10/07-	169A1.000	55	1248	6PK1180 6PK1310 AP9035	ALT, (AC) ALT, (AC) ALT, (Valeo), FOR ALT: 90A, OE-NO 46823547, 51784845, FOR ALT: 105A, OE-NO 46835095, 51784846
1.4	10/07-	169A3.000	74	1368	4PK665 5PK1150 CT1049 CT1049K1 CT1049WP1	ALT, (AC) ALT, (AC) CA CA CA
1.4 Abarth	08/08-	312A1.000, 312A3.000	99-140	1368	5PK1173 CT1049 CT1049K1 CT1049WP1	ALT CA CA CA

ARGENTA (132A)

1600	04/81-12/85	132D.000	72	1585	AVX10X1075 AVX10X838 CT598 CT651 CT667	AC, 2X ALT CA, 01/1984⇨ CA, ⇨12/1983 CA, (PS)
2000, 2000 i.e.	06/78-07/86	132C2.000, 132C3.000, 132D1.000	83-90	1995	AVX10X1085 AVX10X750 CT652 CT667 CT652K1	ALT AC CA PS CA
2500 Diesel	06/81-11/85	8144.61	53	2445	AVX10X900 AVX10X913 CT731 CT731K1	ALT, (AC) ALT CA CA
2500 Turbodiesel	07/83-08/85	8144.61.500.81	66	2445	AVX10X900 CT731 CT731K1	ALT CA CA





FIAT						
BARCETTA (183)						
↔ 1.8 16V	04/95-05/05	183A1.000, 188A6.000	96	1747	6PK1033 6PK1045 6PK1760 6PK1795 6PK1815 6PK1845 CT877 CT947 CT877K2 CT947K2 CT877WP2	ALT, PS, (-AC), OE-NO 60676137 ALT, PS, (-AC), OE-NO 6066949 ALT, PS, (AC), OE-NO 73501580 ALT, PS, (AC), OE-NO 60674147 ALT, PS, (AC), OE-NO 60667257 ALT, PS, (AC), OE-NO 71739915 CA, MTR-CODE: 183A1000 CA, MTR-CODE: 188A6000 CA, MTR-CODE: 183A1000 CA, MTR-CODE: 188A6000 CA, MTR-CODE: 183A1000
BRAVA / BRAVO (182)						
1.2 16V 80	12/98-10/00	182B2.000	60	1242	4PK673 4PK698 4PK841 5PK1585 CT1049 CT1049K1 CT1049WP1	ALT, (PS), (-AC) AC ALT, (PS), (AC) ALT, (PS), (AC) CA CA CA
	10/00-10/01	188A5.000	59	1242	3PK915 4PK673 5PK1585 CT1049 CT1049K1 CT1049WP1	PS ALT, (AC) ALT, (AC) CA CA CA
1.4, 1.4 12 V	10/95-10/01	182A3.000, 182A5.000	55-59	1370	4PK673 4PK750 6PK1045 6PK1845 CT878 CT878K1	ALT, (PS), (-AC), OE-NO 71718718 ALT, (PS), (-AC), OE-NO 46474060 ALT, (PS), (-AC) ALT, (PS), (AC) CA CA
1.6 16V	10/95-10/01	182A6.000	66	1581	3PK670 4PK954 4PK962 5PK940 CT879 CT879K1	PS AC, ⇨MTR:NO 9478517 AC, MTR:NO 9478518⇨ ALT CA CA
1.6, 1.6 16V	02/96-02/02	182A4.000, 182B6.000	76	1596	3PK670 4PK962 5PK940 CT879 CT879K1	PS AC ALT CA CA
1.8 GT, 1.8 GT 16V	10/95-10/01	182A2.000	83	1747	6PK1045 6PK1845 CT877 CT877K2 CT877WP2	ALT, PS, (-AC) ALT, PS, (AC) CA, WP CA, WP CA, WP
1.9 D	10/95-10/01	160A7.000	48	1929	AVX10X650 5PK940 6PK923 6PK986 AP9017 CT617 CT617K1	PS AC ALT ALT, (AC) ALT, (Denso), FOR ALT: 100A, OE-NO 46765838, FOR ALT: 105A, OE-NO 46782213, FOR ALT: 120A, OE-NO 46748353 CA CA
1.9 JTD	09/00-10/01	182B9.000	74	1910	6PK1038 6PK1795 AP9017	ALT, PS, (-AC) ALT, PS, AC ALT, (Denso), FOR ALT: 100A, OE-NO 46765838, FOR ALT: 105A, OE-NO 46782213, FOR ALT: 120A,





FIAT

BRAVA / BRAVO (182)

					AP9058 VD1065 CT968 CT968K2 CT968WP2	OE-NO 46748353 ALT, (Magneti-Marelli), FOR ALT: 100A, OE-NO 46544329, 46765838 CA CA CA
1.9 JTD 105	12/98-10/01	182B4.000	77	1910	6PK1038 6PK1780 6PK1795 AP9017 VD1065 CT968 CT968K2 CT968WP2	ALT, PS, (-AC) ALT, PS, AC, ⇨02/1999, ⇨MTR-NO 1370829 ALT, PS, AC, 03/1999⇨, MTR-NO 1370829⇨ ALT, (Denso), FOR ALT: 100A, OE-NO 46765838, FOR ALT: 120A, OE-NO 46748353 CA CA CA
1.9 TD 100 S	03/96-10/01	182A7.000	74	1910	6PK1038 6PK1830 6PK1836 AP9017 AP9058 VD1065 MS29 CT995 CT995K2 CT995WP1	ALT, (AC) ALT, (AC), ⇨MTR-NO 1865931 ALT, (AC), MTR-NO 1865932⇨ ALT, (Denso), FOR ALT: 100A, OE-NO 46765838, FOR ALT: 105A, OE-NO 46782213, FOR ALT: 120A, OE-NO 46748353 ALT, (Magneti Marelli), FOR ALT: 100A, OE-NO 46544329, 46765838 ONLY WITH VD1065 CA CA CA
1.9 TD 75 S	03/96-10/01	182A8.000	55	1910	6PK1038 6PK1830 6PK1836 AP9017 VD1065 MS29 CT995 CT995K2 CT995WP1	ALT, (-AC) ALT, (AC), ⇨MTR-NO 1865931 ALT, (AC), MTR-NO 1865932⇨ ALT, (Denso), FOR ALT: 100A, OE-NO 46765838, FOR ALT: 105A, OE-NO 46782213, FOR ALT: 120A, OE-NO 46748353 (AC) ONLY WITH VD1065 CA CA CA
2.0, 2.0 HGT 20V	10/95-10/01	182A1.000, 182B7.000	108- 113	1998	6DPK1225 6DPK1237 6PK1138 6PK698 CT880 CT880K2	ALT, (AC), MTR-NO 0517624⇨ ALT, (AC), ⇨MTR-NO 0517623 PS ALT, (-AC) CA CA

BRAVO (198)

1.4	04/07-	192B2.000	66	1368	4PK665 5PK1150 AP9017 AP9054 VD1065 CT1049 CT1049K1 CT1049WP1	ALT, (-AC) ALT, (AC) ALT, (Denso), FOR ALT: 120A, OE-NO 46809068, FOR ALT: 140A, OE-NO 73501591 ALT, (Denso), FOR ALT: 90A, OE-NO 51727338, 51859058, FOR ALT: 100A, OE-NO 51764265, 51854901, FOR ALT: 120A, OE-NO 51793678, 51854902 (AC) CA CA CA
1.4 T-Jet	09/07-	198A4.000	88	1368	4PK665 5PK1150	ALT, (AC) ALT, (AC)





FIAT						
BRAVO (198)						
1.6 D Multijet	03/08-	955A4.000, 198A3.000	77-85	1598	AP9017 ALT, (Denso), FOR ALT: 120A, OE-NO 46809068, FOR ALT: 140A, OE-NO 73501591 AP9054 ALT, (Denso), FOR ALT: 90A, OE-NO 51727338, 51859058, FOR ALT: 100A, OE-NO 51764265, 51854901, FOR ALT: 120A, OE-NO 51793678, 51854902 CT1049 CA CT1049K1 CA CT1049WP1 CA	198A1.000
					4PK665 ALT, (AC) 5PK1150 ALT, (AC) AP9017 ALT, (Denso), FOR ALT: 120A, OE-NO 73503235 AP9054 ALT, (Denso), FOR ALT: 100A, OE-NO 51764265, 51854901, FOR ALT: 120A, OE-NO 51793678, 51854902 CT1049 CA CT1049K1 CA CT1049WP1 CA	110
					6PK1038 ALT, (AC) 6PK1374 ALT, (AC) AP9017 ALT, (Denso), FOR ALT: 140A, OE-NO 73501591 AP9054 ALT, (Denso), FOR ALT: 100A, OE-NO 51764265, 51854901, FOR ALT: 120A, OE-NO 51793678, 51854902 VD1065 CA CT1155 CA CT1155K1 CA CT1155WP1 CA	198A2.000
1.6 D Multijet	03/08-	955A4.000, 198A3.000	77-85	1598	6PK1038 ALT, (AC) 6PK1374 ALT, (AC) AP9017 ALT, (Denso), FOR ALT: 140A, OE-NO 73501591 AP9054 ALT, (Denso), FOR ALT: 100A, OE-NO 51764265, 51854901, FOR ALT: 120A, OE-NO 51793678, 51854902 VD1065 CA CT1155 CA CT1155K1 CA CT1155WP1 CA	198A2.000
					6PK1038 ALT, (AC) 6PK1374 ALT, (AC) AP9017 ALT, (Denso), FOR ALT: 120A, OE-NO 46809068, FOR ALT: 140A, OE-NO 73501591 AP9054 ALT, (Denso), FOR ALT: 100A, OE-NO 51764265, 51854901, FOR ALT: 120A, OE-NO 51793678, 51854902 VD1065 CA CT1155 CA CT1155K1 CA CT1155WP1 CA	88
					6PK1038 ALT, (AC) 6PK1374 ALT, (AC) AP9017 ALT, (Denso), FOR ALT: 120A, OE-NO 46809068, FOR ALT: 140A, OE-NO 73501591 AP9054 ALT, (Denso), FOR ALT: 90A, OE-NO 51727338, 51859058, FOR ALT: 100A, OE-NO 51764265, 51854901, FOR ALT: 120A, OE-NO 51793678, 51854902 VD1065 CA CT1155 CA CT1155K1 CA CT1155WP1 CA	198A6.000
1.9 D Multijet	04/07-	192A8.000	88	1910	6PK1256 ALT, (AC), OE-NO 71744462 6PK1270 ALT, (AC), OE-NO 71739512 6PK800 ALT, (AC) AP9017 ALT, (Denso), FOR ALT: 120A, OE-NO 46809068, FOR ALT: 140A, OE-NO 73501591 AP9054 ALT, (Denso), FOR ALT: 90A, OE-NO 51727338, 51859058, FOR ALT: 100A, OE-NO 51764265, 51854901, FOR ALT: 120A, OE-NO 51793678, 51854902 VD1065 (AC)	192A8.000
					6PK1038 ALT, (AC) 6PK1374 ALT, (AC) AP9017 ALT, (Denso), FOR ALT: 120A, OE-NO 46809068, FOR ALT: 140A, OE-NO 73501591 AP9054 ALT, (Denso), FOR ALT: 90A, OE-NO 51727338, 51859058, FOR ALT: 100A, OE-NO 51764265, 51854901, FOR ALT: 120A, OE-NO 51793678, 51854902 VD1065 CA CT1155 CA CT1155K1 CA CT1155WP1 CA	66
					6PK1038 ALT, (AC) 6PK1374 ALT, (AC) AP9017 ALT, (Denso), FOR ALT: 120A, OE-NO 46809068, FOR ALT: 140A, OE-NO 73501591 AP9054 ALT, (Denso), FOR ALT: 90A, OE-NO 51727338, 51859058, FOR ALT: 100A, OE-NO 51764265, 51854901, FOR ALT: 120A, OE-NO 51793678, 51854902 VD1065 (AC)	1910



ContiTech



FIAT

FIAT

BRAVO (198)



					CT968 CT968K2 CT968WP2	CA CA CA
	937A5.000	110	1910		6PK1360 AP9017 AP9054 VD1065 CT1105 CT1105K1 CT1105WP1	ALT, AC ALT, (Denso), FOR ALT: 120A, OE-NO 73503235 ALT, (Denso), FOR ALT: 100A, OE-NO 51764265, 51854901, FOR ALT: 120A, OE-NO 51793678, 51854902 (AC) CA CA CA
04/07-12/08	192B5.000	66	1910		6PK1256 6PK800 AP9017 AP9054 VD1065 CT968 CT968K2 CT968WP2	ALT, (AC) ALT, (AC) ALT, (Denso), FOR ALT: 120A, OE-NO 46809068, FOR ALT: 140A, OE-NO 73501591 ALT, (Denso), FOR ALT: 90A, OE-NO 51757338, 51859058, FOR ALT: 100A, OE-NO 51764265, 51854901, FOR ALT: 120A, OE-NO 51793678, 51854902 CA CA CA
11/06-	192B4.000	85	1910		6PK1256 6PK800 AP9017 AP9054 VD1065 CT968 CT968K2 CT968WP2	ALT, (AC) ALT, (AC) ALT, (Denso), FOR ALT: 120A, OE-NO 46809068 ALT, (Denso), FOR ALT: 90A, OE-NO 51727338, 51859058 CA CA CA
2.0 D Multijet	09/08-	844A2.000	120	1956	AP9054	ALT, (Denso), FOR ALT: 100A, OE-NO 51764265, 51854901, FOR ALT: 120A, OE-NO 51854902
		198A5.000	121	1956	6PK1400 AP9054 VD1065 CT1105	ALT ALT, (Denso), FOR ALT: 100A, OE-NO 51764265, 51854901, FOR ALT: 120A, OE-NO 51854902 ⇒12/2009 CA

CINQUECENTO (170)

0.7 i	07/94-01/98	170A.046	22	704	AVX10X735	ALT
0.9 i.e. S	07/91-07/99	1170A1.046, 1170A1.000	29	899	AVX10X800 AVX13X850	ALT AC
1.1 Sporting	10/94-01/98	176B2.000	40	1108	4PK545 4PK673 4PK785 CT973 CT997 CT973K1 CT997K1 CT973WP1	ALT, (AC) ALT, (AC) AC CA, ⇒MTR-NO 9042883 CA, MTR-NO 9042884⇒ CA, ⇒MTR-NO 9042883 CA, MTR-NO 9042884⇒ CA, ⇒MTR-NO 9042883

COUPE (FA/175)

1.8 16V	03/96-08/00	183A1.000	96	1747	6PK1045 6PK1845 6PK1856 CT877 CT877K1 CT877K2 CT877WP1 CT877WP2	ALT, PS, (AC) ALT, PS, (AC), OE-NO 71739915 ALT, PS, (AC), OE-NO 60662991 CA, WP CA, WP, ⇒05/1998 CA, WP, 06/1998⇒ ⇒05/1998, CA, WP 06/1998⇒, CA, WP
---------	-------------	-----------	----	------	--	---





FIAT						
COUPE (FA/175)						
↔ 2.0 16V, 2.0 16V Turbo	11/93-08/96	175A1.000, 836A3.000	102- 140	1995	AVX13X750 AVX13X850 AVX13X875 5PK1040 5PK1054 CT833 CT931 CT931K1	PS, (AC) AC PS ALT, WP ALT, WP, (AC) BS CA CA
2.0 20V	04/98-08/00	182B3.000	113	1998	6DPK1225 6PK1138 6PK698 CT880 CT880K2	ALT, AC PS ALT, (-AC) CA CA
2.0 20V, 2.0 20V Turbo	08/96-08/00	175A3.000, 182A1.000	108- 162	1998	6DPK1225 6DPK1237 6PK1138 6PK698 CT880 CT880K2	ALT, (AC), MTR:NO 0517624↔ ALT, (AC), ↔MTR:NO 0517623 PS ALT, (-AC) CA CA
CROMA (154)						
1600	12/85-12/90	154A.048	61	1585	AVX10X1025 AVX10X775 AVX10X838 CT571 CT571K1	ALT PS, (AC) AC CA CA
1900 Turbo D i.d.	05/89-10/92	154C6.000	66	1929	AVX10X710 5PK906 5PK962 CT613 CT613K1	PS ALT ALT, AC CA CA
	11/92-12/96	154D1.000	69	1929	CT613 CT613K1	CA CA
2000 16V	08/92-08/96	154E1.000	101	1995	AVX13X750 AVX13X850 AVX13X875 5PK1100 CT833 CT931 CT931K1	PS, (AC) PS, (-AC) AC ALT BS CA CA
2000 CHT	01/91-09/92		74	1995	CT608 CT608K2	CA CA, MTR-CODE: 154C5.000
	12/85-02/89	154A1.000	66	1995	AVX10X1090 AVX10X1090 AVX10X825 AVX10X838 AVX13X750 AVX13X775 AVX13X850 AVX13X875 4PK1100 CT608 CT833 CT608K2	ALT ALT, (AC), ↔RICAMBI-NO 0216250 PS, ↔RICAMBI-NO 0206424 AC, ↔RICAMBI-NO 0216250 PS, (AC), RICAMBI-NO 0216251↔ PS, (AC), ↔RICAMBI-NO 0216250 PS, RICAMBI-NO 0206425↔ AC, RICAMBI-NO 0216251↔ ALT, (AC), RICAMBI-NO 0216251↔ CA BS CA
2000 i.e.	03/86-09/90	834B.048	83	1995	AVX10X1090 AVX10X1090 AVX10X825 AVX10X838 AVX13X750 AVX13X750 AVX13X775 AVX13X850	ALT, (AC), ↔RICAMBI-NO 0216250 ALT PS, ↔RICAMBI-NO 0206424 AC, ↔RICAMBI-NO 0216250 PS, (AC), RICAMBI-NO 0216251↔ PS, (AC), 1.HYPD PS, (AC), ↔RICAMBI-NO 0216250 PS, RICAMBI-NO 0206425↔





FIAT

CROMA (154)



					AVX13X875 4PK1100 CT608 CT833 CT608K2	AC, RICAMBI-NO 0216251⇨ ALT, (AC), RICAMBI-NO 0216251⇨ CA BS CA
	10/87-08/96	154C3.046, 834B.146	85	1995	AVX10X1090 AVX10X1090 AVX10X750 AVX10X775 AVX10X825 AVX10X838 CT608 CT833 CT608K2 CT608K3	ALT ALT, ⇨RICAMBI-NO 0216250, (PS) PS, 1.HYPD, ⇨RICAMBI-NO 0216250, (AC) PS, ⇨RICAMBI-NO 0216250, (AC) PS AC, ⇨RICAMBI-NO 0216250 CA BS CA, ⇨12/1991 CA, 01/1992⇨
2000 ie. Turbo	11/86-08/96	154C4.046, 834C.146	110- 111	1995	AVX10X1090 AVX10X1090 AVX10X750 AVX10X775 AVX10X838 AVX13X750 AVX13X800 AVX13X850 AVX13X875 4PK1100 CT608 CT833 CT608K2 CT608K3	ALT ALT, ⇨RICAMBI-NO 0216250, (PS) PS, 1.HYPD, ⇨RICAMBI-NO 0216250, (AC) PS, ⇨RICAMBI-NO 0216250, (AC) AC, ⇨RICAMBI-NO 0216250 PS, (AC), 01/1991⇨ PS, 1.HYPD, 01/1991⇨ PS AC, 01/1991⇨ ALT, 01/1991⇨ CA BS CA, ⇨12/1991 CA, 01/1992⇨
2000 ie., 2000 ie. Turbo	12/85-09/92	834B.000, 154A2.000, 154C3.000	88-114	1995	AVX10X1090 AVX10X1090 AVX10X750 AVX10X775 AVX10X825 AVX10X838 CT608 CT833 CT608K2	ALT ALT, ⇨RICAMBI-NO 0216250, (PS) PS, 1.HYPD, ⇨RICAMBI-NO 0216250, (AC) PS, ⇨RICAMBI-NO 0216250, (AC) PS AC, ⇨RICAMBI-NO 0216250 CA BS CA
2500 D	12/85-12/89	8144.67	55	2499	AVX10X635 AVX10X715 AVX10X813 AVX10X925 AVX13X825 AVX13X925 CT731 CT731K1	ALT HYDP AC, ⇨MTR-NO 752412 WP, ⇨11/1986 AC, MTR-NO 752413⇨ WP, 11/1986⇨ CA CA
2500 TD	12/85-08/89	8144.91.2000	74	2445	AVX10X635 AVX10X710 AVX10X813 AVX10X925 AVX13X825 AVX13X925 CT703	ALT HYDP AC, ⇨MTR-NO 752412 WP, ⇨11/1986 AC, MTR-NO 752413⇨ WP, 11/1986⇨ CA
	05/89-08/96	8144.97Y, 8144.97, 8144.97.2400	85	2500	AVX10X635 AVX10X710 AVX10X813 AVX13X825 AVX13X825 AVX13X925 CT703	ALT HYDP AC, ⇨MTR-NO 752412 AC, ⇨02/1991, MTR-NO 752413⇨ AC, 02/1991⇨ WP CA, ⇨12/1992





FIAT						
CROMA (154)						
↔					CT861 CT861K1	CA, 01/1993⇨ CA, MTR-CODE: 8144.97Y, 01/1993⇨
2500 V6	06/93-08/96	834G.000	119	2492	4PK770 4PK785 7PK1175 7PK1240 CT819	PS, (-LC) PS, (LC) ALT, (-AC) ALT, (AC) CA
CROMA (194)						
1.8 16V	12/05-	939A4.000	103	1796	5PK1546 CT1077 CT1077K1 CT1077WP1	ALT CA CA CA
1.9 D Multijet	12/05-	939A8.000	100	1910	AP9017 AP9054	ALT, (Denso), FOR ALT: 120A, OE-NO 71769232, FOR ALT: 140A, OE-NO 71769230 ALT, (Denso), FOR ALT: 100A, OE-NO 51764265, 51854901, FOR ALT: 120A, OE-NO 51793678, 51854902
	06/05-	939A1.000	88	1910	6PK1400 6PK1413 AP9017 AP9054 VD1065 CT1106 CT1106K1 CT1106WP1	ALT, 05/2007⇨ ALT, ⇨05/2007 ALT, (Denso), FOR ALT: 120A, OE-NO 71769232, FOR ALT: 140A, OE-NO 71769230 ALT, (Denso), FOR ALT: 100A, OE-NO 51764265, 51854901, FOR ALT: 120A, OE-NO 51793678, 51854902 ⇨MTR-NO 5452805 CA CA CA
		939A2.000	110	1910	6PK1400 6PK1413 AP9017 AP9054 VD1065 CT1105 CT1105K1 CT1105WP1	ALT, CH-NO 2073593⇨ ALT, ⇨CH-NO 2073592 ALT, (Denso), FOR ALT: 120A, OE-NO 71769232, FOR ALT: 140A, OE-NO 71769230 ALT, (Denso), FOR ALT: 100A, OE-NO 51764265, 51854901, FOR ALT: 120A, OE-NO 51793678, 51854902 CA CA CA
939A7.000	85	1910	6PK1400 6PK1413 AP9017 AP9054 VD1065 CT1106 CT1106K1 CT1106WP1	ALT, 05/2007⇨ ALT, ⇨05/2007 ALT, (Denso), FOR ALT: 120A, OE-NO 71769232, FOR ALT: 140A, OE-NO 71769230 ALT, (Denso), FOR ALT: 100A, OE-NO 51764265, 51854901, FOR ALT: 120A, OE-NO 51793678, 51854902 CA CA CA		
2.2 16V	06/05-	194A1.000	108	2198	5PK1030	ALT
2.4 D Multijet	06/05-	939A3.000	147	2387	5PK595 ELAST 6PK1005 6PK1580 VD1064 CT1105 CT1105K2	ALT AC PS, AC CA CA
DOBLO (263)						
1.6 D Multijet	02/10-	198A3.000, 263A4.000	66-77	1598	6PK1370 6PK1710 AP9054	ALT, (-AC) ALT, (AC) ALT, (Denso), FOR ALT: 100A, OE-NO 51854901,

FIAT



ContiTech



FIAT

DOBLO (263)

					VD1065 CT1155 CA CT1155K1 CA CT1155WP1 CA
2.0 D Multijet	02/10-	263A1.000	99	1956	6PK1370 ALT, (AC) 6PK1705 ALT, (AC) AP9054 ALT, (Denso), FOR ALT: 100A, OE-NO 51854901, FOR ALT: 120A, OE-NO 51854902 VD1065 CT1105 CA

DOBLO (119, 223)

1.2	03/01-	223A5.000	48	1242	3PK915 PS 4PK665 ALT, (PS), (-AC) 4PK673 ALT, (-PS), (-AC) 4PK698 ALT, (PS), (AC) 4PK841 AC CT1115 CA, MTR-CODE: 223 A5.000, MTR-NO 2533529⇒ CT999 CA, MTR-CODE: 223 A5.000, ⇒MTR-NO 2533528 CT1115K1 CA, MTR-NO 2533529⇒, MTR-CODE: 223 A5.000 CT999K1 CA, MTR-CODE: 223 A5.000, ⇒MTR-NO 2533528 CT999WP1 CA, MTR-CODE: 223 A5.000, ⇒MTR-NO 2533528
1.3 D Multijet	10/05-	223A9.000	62	1248	4PK1022 ELAST PS 6PK1180 ALT, (AC) 6PK1310 ALT, (AC) 4PK1022 ELAST T1 PS AP9035 ALT, (AC), (Valeo), OE-NO 46823547, FOR ALT: 90A, OE-NO 46835095, 51784846, FOR ALT: 105A
1.3 D Multijet, 1.3 JTD, 1.3 JTD 16V	05/04-	188A9.000, 188A8.000, 199A2.000	51-55	1248	4PK1022 ELAST PS 6PK1180 ALT, (AC) 6PK1310 ALT, (AC) 4PK1022 ELAST T1 PS AP9035 ALT, (AC), (Valeo), OE-NO 46823547, 51784845, FOR ALT: 90A, OE-NO 51784846, 46835095, FOR ALT: 105A
1.3 JTD 16V Multijet	08/06-	223A9.000	62	1248	AP9035 ALT, (Valeo), FOR ALT: 90A, OE-NO 46823547, 51784845, FOR ALT: 105A, OE-NO 46835095, 51784846
1.4	10/05-	350A1.000	57	1368	3PK915 PS, (-AC) 4PK665 ALT, (AC) 5PK1145 ALT, (AC) CT1115 CA CT1115K1 CA
1.6, 1.6 16V, 1.6 Natural Power	10/01-	182B6.000	68-76	1596	3PK698 PS 4PK874 ELAST ALT, RUSSIA 5PK926 ELAST ALT, (AC) 5PK940 ALT, (AC) 4PK874 ELAST T1 ALT, RUSSIA CT879 CA CT879K1 CA
1.9 D	03/01-	223A6.000	46	1910	6PK1054 ALT, PS 6PK1815 ALT, PS, AC AP9017 ALT, (Denso), FOR ALT: 65A, OE-NO 46782218, FOR ALT: 85A, OE-NO 46763533, FOR ALT: 90A, OE-NO 46774430, FOR ALT: 105A, OE-NO 46782213 (AC) VD1065 CT995 CA CT995K2 CA CT995WP1 CA, ⇒01/2004
1.9 D Multijet	10/05-	186A9.000	88	1910	6PK1054 ALT, (-AC) 6PK1815 ALT, (AC) AP9017 ALT, (Denso), FOR ALT: 90A, OE-NO 46774430, FOR





FIAT						
DOBLO (119, 223)						
					VD1065 CT968 CT968K2	ALT: 105A, OE-NO 46782213, FOR ALT: 120A, OE-NO 46809068 CA CA
1.9 JTD	10/01-	182B9.000, 223B2.000	74	1910	6PK1054 6PK1815 AP9017 AP9058 VD1065 CT968 CT968K2 CT968WP2	ALT, PS, (-AC) ALT, PS, AC ALT, (Denso), FOR ALT: 90A, OE-NO 46774430, FOR ALT: 105A, OE-NO 46782213 ALT, (Magneti Marelli), FOR ALT: 100A, OE-NO 64544329, 46765838 MTR-CODE: 182 B9.000 CA CA CA CA, 05/2003↔
	07/03-	223A7.000, 223B1.000	77	1910	6PK1054 6PK1815 AP9017 VD1065 CT968 CT968K2	ALT, PS ALT, PS, AC ALT, (Denso), FOR ALT: 90A, OE-NO 46774430, FOR ALT: 105A, OE-NO 46782213 MTR-CODE: 223 A7.000 CA CA
1.9 JTD Multijet	12/06-	186A9.000	88	1910	AP9017	ALT, (Denso), FOR ALT: 90A, OE-NO 46774430, FOR ALT: 105A, OE-NO 46782213, FOR ALT: 120A, OE-NO 46809068
DOBLO (152, 263)						
1.6 D Multijet	02/10-	198A3.000, 263A4.000	66-77	1598	6PK1370 6PK1710 AP9054 VD1065 CT1155 CT1155K1 CT1155WP1	ALT, (-AC) ALT, (AC) ALT, (Denso), FOR ALT: 100A, OE-NO 51854901, FOR ALT: 120A, OE-NO 51854902 CA CA CA
2.0 D Multijet	02/10-	263A1.000	99	1956	6PK1370 6PK1705 AP9054 VD1065 CT1105	ALT, (-AC) ALT, (AC) ALT, (Denso), FOR ALT: 100A, OE-NO 51854901, FOR ALT: 120A, OE-NO 51854902 CA
DUCATO (230, 230L)						
1.9 D, 1.9 D Combinato	03/94-04/02	230A2.000	51	1929	AVX10X700 5PK1040 5PK940 CT619 CT619K1	PS AC ALT CA CA
1.9 D, 1.9 TD	04/98-04/02	D9B, D9B (XUD9A), DHX (XUD9TF/L), DJY	50-66	1905	4PK755 6PK1153 6PK730 VD1086 MS01 CT1061 CT1061K2	PS ALT, AC ALT (-PS) ONLY WITH VD1086 CA CA
1.9 TD, 1.9 TD CAT, 1.9 TD Combinato, 1.9 TD Panorama/Combinato	03/94-04/02	230A3.000, 230A4.000	59-60	1929	AVX10X700 5PK1040 5PK925 5PK962 6PK962 CT619 CT619K1	PS AC ALT ALT, (PS) ALT, (PS), (AC) CA CA
2.0 JTD	10/01-04/02	RHV (DW10)	62	1997	4PK755	PS, (AC)





ContiTech



FIAT

DUCATO (230, 230L)



					6PK1180 6PK1468 6PK1468D1 AP9013 AP9023 AP9038 VD1080 MS02 CT987 CT987K1 CT987WP1	ALT, AC ALT, PS, (-AC) ALT, PS, (-AC) ALT, (Valeo), FOR ALT: 90A, OE-NO 9649611280, FOR ALT: 150A, OE-NO 9646321780 ALT, (Bosch), FOR ALT: 150A, OE-NO 9646321880 ALT, (Valeo), FOR ALT: 150A, OE-NO 9610878780, 9636060780 (-AC) ONLY WITH VD1080 CA CA CA
2.0, 2.0 4x4, 2.0 Panorama/Combinato	03/94-04/02	RFW	80	1998	4PK755 6PK1105 6PK698 CT865 CT865K1	PS ALT, (AC) ALT, (-AC) CA CA
2.5 D, 2.5 D 4x4, 2.5 D Combinato	03/94-04/02	8140.67	62	2500	AVX10X600 5PK1090 5PK1100 6PK900 CT1038 CT1038K1	VACP AC, ⇨MTR-NO 2669394 AC, MTR-NO 2669395⇨ ALT CA CA
2.5 TD, 2.5 TD 4x4, 2.5 TDI, 2.5 TDI Panorama/Combinato	03/94-04/02	8140.47, 8140.47R	80-85	2499-2500	5PK1054 5PK1090 5PK1100 6PK900 CT989 CT989K1	AC, (FWD) AC, ⇨MTR-NO 2669394, (4WD) AC, MTR-NO 2669395⇨, (4WD) ALT CA CA
2.8 D, 2.8 D 4x4	02/98-04/02	8140.63	64	2800	AVX10X700 5PK1100 6PK915 6PK948 VD1062 MS27 CT989 CT989K1	PS AC ALT, ⇨12/1999, ⇨MTR-NO 2976897 ALT, 01/2000⇨, MTR-NO 2976898⇨ (-AC) ONLY WITH VD1062 CA CA
2.8 JTD	03/01-11/01	8140.43S	93	2799	5PK1100 6PK948 6PK995 CT1038 CT1038K1	AC ALT, OE-NO 504171190 ALT, OE-NO 500385160 CA CA
2.8 JTD, 2.8 JTD 4x4	11/00-04/02	8140.43S	94	2798	5PK1100 6PK948 6PK995 6PK995D1 VD1062 MS27 CT1038 CT1038K1	AC ALT, WP, (Thermo Starter) ALT, WP ALT, WP (-AC) ONLY WITH VD1062 CA CA
2.8 TDI, 2.8 TDI 4x4	10/97-04/02	8140.43	90	2800	AVX10X700 5PK1100 6PK915 6PK948 CT1034 CT1034K1	PS AC ALT, WP, ⇨MTR-NO 2976897, ⇨12/1999 ALT, WP, MTR-NO 2976898⇨, 01/2000⇨ CA CA

DUCATO (244, 244, Z)

2.0 JTD

04/02-

RHV (DW10)

62

1997

4PK755
6PK1180
6PK1468

PS, (AC)
 ALT, AC
 ALT, PS, (-AC)





FIAT						
DUCATO (244, 244, Z)						
					6PK1468D1 AP9013 AP9023 AP9038 VD1080 MS02 CT987 CT987K1 CT987WP1	ALT, PS, (-AC) ALT, (Valeo), OE-NO 9649611280, FOR ALT: 90A, OE-NO 9646321780, FOR ALT: 150A ALT, (Bosch), FOR ALT: 150A, OE-NO 9646321880 ALT, (Valeo), FOR ALT: 150A, OE-NO 9645907580 (-AC) ONLY WITH VD1080 CA CA CA
2.0, 2.0 Bipower	04/02-	RFL	81	1998	6PK1090 6PK698 CT865 CT865K1	ALT, AC ALT CA CA
2.3 JTD	04/02-	F1AE0481C	81	2286	4PK903 ELAST 4PK985 7PK1076 AP9038 CT1148 CT1148K1	AC, MTR-NO 0113089⇄ AC, ⇄MTR-NO 0113089 ALT ALT, (Valeo), OE-NO 9610787780, 9645907580, FOR ALT: 150A CA CA
2.8 JTD, 2.8 JTD 4x4	04/02-	8140.43S	94	2798	5PK1100 6PK948 6PK995 6PK995D1 VD1062 MS27 CT1038 CT1038K1	AC ALT, (MANL) ALT, (AUTOM) ALT, (AUTOM) (-AC) ONLY WITH VD1062 CA CA
2.8 JTD, 2.8 JTD Power	04/04-	8140.43N	107	2799	5PK1100 6PK948 6PK995 CT1038 CT1038K1	AC ALT, WP, (Thermo Starter) ALT, WP CA CA
DUCATO (250)						
100 Multijet 2,2 D	07/06-	4HV	74	2198	4PK922 ELAST 6PK1670 6PK873 ELAST 4PK922 ELAST T1 6PK873 ELAST T1 AP9023 AP9048	PS ALT, (AC) ALT, (AC) PS, (AC) ALT, PS, (-AC), 2 BELTS ALT, (Bosch), FOR ALT: 150A, OE-NO 9646321880 ALT, (Bosch), OE-NO 9659918080, FOR ALT: 150A, ALT-No: 0 121 615 002
110 Multijet 2,3 D	10/11-	F1AE3481G	83	2287	4PK903 ELAST 7PK1076 CT1148 CT1148K1	AC ALT CA CA
115 Multijet 2,0 D	06/11-	250A1.000	85	1956	AP9054	ALT, (Denso), FOR ALT: 100A, OE-NO 51854901, FOR ALT: 120A, OE-NO 51854902
120 Multijet 2,3 D	07/06-	F1AE0481D	88	2287	4PK903 ELAST 7PK1076 CT1148 CT1148K1	AC ALT CA CA
130 Multijet 2,3 D	01/07-	F1AE0481N, F1AE3481D	96	2287	4PK903 ELAST 7PK1076 CT1148 CT1148K1	AC ALT CA CA
140 Natural Power	04/09-	F1CE0441A	100	2999	4PK1102 ELAST 6PK1165	AC ALT
150 Multijet 2,3 D	06/11-	F1AE3481E	109	2287	4PK903 ELAST	AC

FIAT



FIAT

DUCATO (250)

						7PK1076	ALT
						CT1148	CA
						CT1148K1	CA
150 Multijet 3,0 D	04/10-	F1CE3481N	107	2999		4PK1102 ELAST	AC
						6PK1165	ALT
160 Multijet 3,0 D	07/06-	F1CE0481D, F1CE3481M	116	2999		4PK1102 ELAST	AC
						6PK1165	ALT
3.0 D Multijet	06/11-	F1CE3481E	130	2999		4PK1102 ELAST	AC
						6PK1165	ALT

DUCATO (280)

1.8	01/82-10/88	169B	49	1783		AVX10X710	FAN
						AVX10X888	WP
						AVX10X925	ALT
1.9 D	02/87-08/90	149B1.000	52	1929		AVX10X913	ALT, ⇨ MTR-NO 0889988
						5PK925	ALT, MTR-NO 0889989⇨
						CT613	CA
1.9 TD	03/89-08/90	280A1.000	60	1929		AVX10X913	ALT, ⇨ MTR-NO 0889988
						5PK925	ALT, MTR-NO 0889989⇨
						CT619	CA
						CT619K1	CA
2.0	01/82-08/90	170B, 170D, XN1T	55-62	1971		AVX10X888	WP
						AVX10X925	ALT
2.4 D, 2.4 D 4x4	01/82-08/90	8144.61, 8144.61	53-55	2428		AVX10X913	ALT
						CT731	CA
						CT731K1	CA
2.4 TD, 2.4 TD 4x4	01/86-08/90	8144.21, 8144.21.220	68	2445		AVX10X913	ALT
						CT622	CA, ⇨ 07/1990
						CT622K1	CA
2.5 D, 2.5 D 4x4	01/82-08/90	8144.67, CRD93L (U25- 661)	55	2500		AVX10X913	ALT
						5PK1432	AC
						CT731	CA, ⇨ 07/1990
						CT731K1	CA, MTR-CODE: 8144.67

DUCATO (290)

1.9 D	07/90-03/94	149B1.000	52	1929		AVX10X913	ALT, ⇨ MTR-NO 0889988
						5PK925	ALT, MTR-NO 0889989⇨
						CT613	CA
1.9 TD	03/89-03/94	280A1.000	60	1929		5PK925	ALT
						CT619	CA
						CT619K1	CA
2.0, 2.0 4x4	06/90-05/94	170D	62-63	1971		AVX10X888	WP
						AVX10X925	ALT
2.5 D, 2.5 D 4x4	06/90-05/94	8144.67	55	2499		AVX10X913	ALT
						5PK1432	AC
						CT1038	CA
						CT1038K1	CA
2.5 TD, 2.5 TD 4x4	07/90-03/94	8140.27	70	2500		AVX10X913	ALT
						5PK1432	AC
						CT989	CA, 07/1990⇨
						CT989K1	CA

DUNA (146 B)

1.7 DS	01/87-12/91	149B3.000	44	1698		AVX10X888	ALT
						CT611	CA
						CT611K1	CA
60 1.1	01/87-12/91	146A6.000	43	1116		AVX10X1000	ALT
						CT702	CA
70 1.3	01/87-12/91	146A5.000	49	1301		AVX10X1000	ALT
						CT626	CA
						CT626K1	CA

ELBA (146)

1.3	04/91-02/95	146A5.000	43-49	1298		AVX10X1000	ALT
						CT626	CA





FIAT						
ELBA (146.)						
↔ 1050	01/80-12/87	127A.000	37	1049	∞ ▲▲▲	AVX10X1000 CT650 ALT CA
900	10/77-12/84	100GL.000	33	903	∞	AVX10X800 ALT
FIORINO (146, 146 Uno)						
1.3	01/88-12/94	146A5.000	49	1301	∞ ▲▲▲	AVX10X1000 CT626 ALT CA
1.4, 70 i.e. 1.4	05/94-05/01	146C5.000, 146D5.000	49	1372	∞ ∞ ∞ ▲▲▲ ▣▲▲▲	AVX10X865 AVX10X950 4PK938 CT605 CT605K1 ALT, ⇨03/1995 PS ALT, 03/1995⇨ CA CA, ⇨CH-NO 8220596
1.6	01/94-05/01	146C6.000, 146D6.000	55	1581	∞ ∞ ∞ ▲▲▲ ▣▲▲▲	AVX10X865 AVX10X950 4PK938 CT605 CT605K1 ALT, ⇨03/1995 PS ALT, 03/1995⇨ CA CA, ⇨CH-NO 8220596
1.7 D, 60 1.7 D, 1.7 TD, 65 1.7 TD	05/88-05/01	146B2.000, 149B3.000, 146D7.000	42-46	1697- 1698	∞ ∞ ∞ ▲▲▲ ▣▲▲▲	AVX10X888 AVX10X913 3PK690 5PK884 CT611 CT611K1 ALT, ⇨09/1990 ALT, 10/1990⇨ PS ALT, (PS) CA CA
60 1.1	05/88-12/93	146A9.000	40	1116	∞ ▲▲▲	AVX10X1000 CT702 ALT CA
70 1.3	01/88-12/94	146A5.000	49	1301	∞ ▲▲▲	AVX10X1000 CT626 ALT CA
75 i.e. 1.5	05/88-12/93	149C1.000	55	1499	∞ ▲▲▲ ▣▲▲▲	AVX10X825 CT594 CT594K3 ALT CA CA
75 i.e. 1.6	10/93-05/01	146C6.000, 146D6.000	55	1581	∞ ∞ ∞ ▲▲▲ ▣▲▲▲	AVX10X865 AVX10X950 4PK938 CT605 CT605K1 ALT, ⇨03/1995 PS ALT, 03/1995⇨ CA CA
FIORINO (147)						
1.0	01/80-12/87	127A.000	37	1049	∞ ▲▲▲	AVX10X1000 CT650 ALT CA
	12/86-04/88	156A.000	41	1049	∞ ∞ ∞ ▲▲▲	AVX10X825 AVX10X825 3PK690 CT650 ALT ALT, (SELECTA) ALT CA
1.1 60	11/86-04/88	146A9.000	40	1116	∞ ▲▲▲	AVX10X1000 CT702 ALT CA
1.3	12/87-08/93	146A5.000	49	1288	∞ ▲▲▲ ▣▲▲▲	AVX10X1000 CT626 CT626K1 ALT CA CA, MTR-CODE: 146A5.000, ⇨CH-NO 8220596
1.3 D	03/82-12/87	127A5.000	33	1288	∞ ▲▲▲	AVX10X1065 CT677 ALT CA, MTR-NO 35571⇨
1.5	01/88-08/93	149C1.000	55	1499	∞ ▲▲▲ ▣▲▲▲ ▣▲▲▲	AVX10X825 CT594 CT594K2 CT594K3 ALT CA CA CA
1.7 D	01/88-10/93	149B2.000	42	1697	∞ ∞ ▲▲▲ ▣▲▲▲	AVX10X888 AVX10X913 CT611 CT611K1 ALT, ⇨09/1990 ALT, 10/1990⇨ CA CA, MTR-CODE: 149B4.046
	12/87-12/90	149B3.000	44	1698	∞ ∞ ▲▲▲ ▣▲▲▲	AVX10X888 AVX10X913 CT611 CT611K1 ALT, ⇨09/1990 ALT, 10/1990⇨ CA CA, MTR-CODE: 149B3.000

FIAT



FIAT

FIORINO (225)

↩ 1.3 D Multijet	07/09-	199B1.000	70	1248	⊙ AP9035	ALT, (Valeo), FOR ALT: 120A, OE-NO 51854103
	02/08-	199A2.000, 199A9.000	55	1248	∞ 4PK1022 ELAST ∞ 6PK1180 ∞ 6PK1325 ∞ 4PK1022 ELAST T1 ⊙ AP9035	PS ALT, (AC) ALT, (AC) PS ALT, (AC), (Valeo), OE-NO 46823547, 51784845, FOR ALT: 90A
1.4	02/08-	KFV, KFT	54	1360	∞ 6PK1225 ∞ 6PK1564 ⚙ CT1067 ⚙ CT1067K1 ⚙ CT1067WP1	ALT, (AC) ALT, (AC) CA CA CA
1.4 Natural Power	10/09-	350A1.000	57	1368	∞ 4PK665 ∞ 5PK1145 ⚙ CT1115 ⚙ CT1115K1	ALT, (AC) ALT, (AC) CA CA

GRANDE PUNTO Van (199)

↩ 1.3 D Multijet	04/08-	199A2.000	55	1248	⊙ AP9035	ALT, (Valeo), FOR ALT: 120A, OE-NO 51854103
------------------	--------	-----------	----	------	-----------------	---

IDEA

1.2 16V	01/04-	188A5.000	59	1242	∞ 4PK673 ∞ 5PK1150 ⚙ CT1049 ⚙ CT1049K1 ⚙ CT1049WP1	ALT, (AC) ALT, (AC) CA CA CA
1.3 D Multijet	10/05-	199A3.000	66	1248	∞ 6PK1080 ∞ 6PK1310 ⊙ AP9035	ALT, (AC) ALT, (AC) ALT, (AC), (Valeo), OE-NO 46823547, FOR ALT: 90A, OE-NO 46835095, FOR ALT: 105A
	05/08-	199B1.000	70	1248	⊙ AP9035	ALT, (Valeo), FOR ALT: 90A, OE-NO 46823547, FOR ALT: 105A, OE-NO 46835095
1.3 JTD	01/04-	188A9.000	51	1248	∞ 6PK1180 ∞ 6PK1310 ⊙ AP9035	ALT, (AC) ALT, (AC) ALT, (Valeo), OE-NO 46823547, 51784845, FOR ALT: 90A, OE-NO 46835095, 51784846, FOR ALT: 105A
1.4	10/05-	350A1.000	57	1368	∞ 4PK665 ∞ 5PK1145 ⚙ CT1115 ⚙ CT1115K1	ALT, (AC) ALT, (AC) CA CA
1.4, 1.4 16V	12/03-	192B2.000, 843A1.000	66-70	1368	∞ 4PK673 ∞ 5PK1150 ⚙ CT1049 ⚙ CT1049K1 ⚙ CT1049WP1	ALT, (AC) ALT, (AC) CA CA CA
1.6 D Multijet	05/08-	350A2.000	88	1598	∞ 6PK1038	ALT, (AC)
					∞ 6PK1374	ALT, (AC)
					⊙ AP9054	ALT, (Denso), FOR ALT: 100A, OE-NO 51764265, 51854901, FOR ALT: 120A, OE-NO 51854902
					⊙ VD1065	
					⚙ CT1155	CA
					⚙ CT1155K1	CA
					⚙ CT1155WP1	CA
1.9 JTD	01/04-	188B2.000	74	1910	∞ 6PK1195 ⊙ AP9017 ⊙ AP9054 ⊙ VD1065 ⚙ CT968	ALT, AC ALT, (Denso), FOR ALT: 105A, OE-NO 46782213, 60816557, FOR ALT: 120A, OE-NO 46809068 ALT, (Denso), FOR ALT: 90A, OE-NO 51727338, 51859058, FOR ALT: 100A, OE-NO 51764265, 51854901, FOR ALT: 120A, OE-NO 51727339, 51854902 CA





FIAT						
IDEA						
					CT968K2	CA
LINEA						
1.3 D Multijet	06/07-	199A3.000	66	1248	4PK1022 ELAST 6PK1180 6PK1318 4PK1022 ELAST T1 AP9035	PS ALT, (AC) ALT, (AC) PS ALT, (AC), (Valeo), OE-NO 46823547, FOR ALT: 90A, OE-NO 46835095, FOR ALT: 105A
1.4	06/07-	350A1.000	57	1368	4PK665 5PK1145 CT1115 CT1115K1	ALT, (AC) ALT, (AC) CA CA
1.4 T-Jet	09/07-	198A4.000	88	1368	4PK665 5PK1150 CT1049 CT1049K1 CT1049WP1	ALT, (AC) ALT, (AC) CA CA CA
1.6 D Multijet	06/09-	198A3.000	77	1598	6PK1374 6PK1710 AP9054 VD1065 CT1155 CT1155K1 CT1155WP1	ALT, (AC) ALT, (AC) ALT, (Denso), FOR ALT: 100A, OE-NO 51764265, FOR ALT: 120A, OE-NO 51793678 CA CA CA
MAREA (185)						
1.2 16V	10/98-05/02	182B2.000	60	1242	3PK915 4PK673 4PK698 4PK841 CT1049 CT1049K1 CT1049WP1	PS ALT, (AC) ALT, (AC) AC CA CA CA
1.4 80 12V	09/96-05/02	182A3.000	59	1370	6PK1045 6PK1845 CT878 CT878K1	ALT, PS, (-AC) ALT, PS, (-AC) CA CA
1.6	09/00-08/02	182B6.000	76	1596	3PK670 4PK962 5PK940 CT879 CT879K1	PS AC ALT CA CA
1.6 100 16V	09/96-05/02	182A4.000	76	1581	3PK670 4PK924 ELAST 4PK962 5PK940 4PK924 ELAST T1 CT879 CT879K1	PS AC, OE-NO 71718443, 46759895 AC, ⇨06/2001, OE-NO 46542302, 46537099 ALT AC, OE-NO 71718443, 46759895 CA CA
1.6 100 16V Bipower	04/99-05/02	186A4.000, 185A3.000	76	1581	CT879 CT879K1	CA CA
1.8 115 16V	09/96-05/02	182A2.000	83	1747	6PK1045 6PK1845 CT877 CT877K2 CT877WP2	ALT, (AC) ALT, (AC) CA, WP CA, WP CA, WP
1.9 JTD 105	04/99-01/01	182B4.000	77	1910	6PK1038 6PK1836 AP9017 VD1065 MS29	ALT, (AC) ALT, (AC) ALT, (Denso), FOR ALT: 100A, OE-NO 46765838 ONLY WITH VD1065

FIAT



FIAT

MAREA (185)



					CT968 CT968K2 CT968WP2	CA, WP CA, WP CA, WP
1.9 JTD 110	01/01-05/02	186A6.000	81	1910	6PK1038 6PK1836 AP9017 AP9058 VD1065 MS29 CT968 CT968K2 CT968WP2	ALT, (AC) ALT, (AC) ALT, (Denso), FOR ALT: 100A, OE-NO 46765838, FOR ALT: 105A, OE-NO 46782213, FOR ALT: 120A, OE-NO 46748353, 46809068 ALT, (Magneti-Marelli), FOR ALT: 100A ONLY WITH VD1065 CA CA CA
1.9 TD 100	09/96-05/02	182A7.000, 182B9.000	74	1910	6PK1038 6PK1830 6PK1836 AP9017 AP9058 VD1065 CT995 CT995K2 CT995WP1	ALT, (AC) ALT, (AC), ⇄MTR-NO 1865931 ALT, (AC), MTR-NO 1865932⇄ ALT, (Denso), FOR ALT: 100A, OE-NO 46765838, FOR ALT: 105A, OE-NO 46782213, FOR ALT: 120A, OE-NO 46748353, 46809068 ALT, (Magneti Marelli), FOR ALT: 100A, OE-NO 46544329, 46765838 CA CA CA, 09/1997⇄
1.9 TD 75	09/96-05/02	182A8.000	55	1910	6PK1038 6PK1830 6PK1836 VD1065 MS29 CT995 CT995K2 CT995WP1	ALT, (AC) ALT, (AC), ⇄MTR-NO 1865931 ALT, (AC), MTR-NO 1865932⇄ ONLY WITH VD1065 CA CA CA, 09/1997⇄
2.0 150 20V	01/01-05/02	185A8.000	110	1998	6DPK1225 6PK1138 6PK698 CT947 CT947K1	ALT, (AC) PS ALT, (AC) CA CA
	09/96-05/02	182B7.000, 185A8.000, 182A1.000	108- 113	1998	6DPK1225 6DPK1237 6PK1138 6PK698 CT880 CT880K2	ALT, (AC), MTR-NO 0517624⇄ ALT, (AC), ⇄MTR-NO 0517623 PS ALT, (AC) CA CA
2.4 JTD 130	04/99-05/02	839A5.000, 185A6.000	96	2387	6PK1105 6PK1760 6PK1760D1 AP9017 VD1064 MS28 CT968 CT968K1 CT968WP1	ALT, PS ALT, PS, AC ALT, PS, AC ALT, (Denso), FOR ALT: 100A, OE-NO 46765838, FOR ALT: 120A, OE-NO 46748353 ONLY WITH VD1064 CA CA CA, MTR-CODE: 185 A6.000
2.4 TD 125	09/96-04/99	185A2.000	91	2387	6PK1105 6PK1733 VD1064 CT918 CT918K1	ALT ALT, AC CA CA





FIAT						
MULTIPLA (186)						
↔ 1.6, 1.6 16V, 1.6 16V Bipower	09/00-06/10	182B6.000	68-76	1596	3PK670 4PK924 ELAST 4PK962 5PK940 4PK924 ELAST T1 CT879 CT879K1	PS AC, OE-NO 71718443, 46759895, 06/2001↔ AC, ↔06/2001 ALT, WP AC, OE-NO 71718443, 46759895, 06/2001↔ CA CA, MTR-CODE: 182B6.000
1.6 100 16V, 1.6 16V Bipower, 1.6 16V Blupower	04/99-06/10	182A4.000, 186A3.000, 186A4.000	70-76	1581	3PK670 4PK924 ELAST 4PK962 5PK940 4PK924 ELAST T1 CT879 CT879K1	PS AC, OE-NO 71718443, 46759895 AC, ↔06/2001, OE-NO 46542302, 46537099 ALT, WP AC, OE-NO 71718443, 46759895 CA CA
1.9 JTD	04/02-06/10	186A9.000	88	1910	6PK1038 6PK1836 AP9017 VD1065 MS29 CT968 CT968K2 CT968WP2	ALT, (AC) ALT, (AC) ALT, (Denso), FOR ALT: 90A, OE-NO 46774430, 51859052, FOR ALT: 105A, OE-NO 46782213, 51859053 ONLY WITH VD1065 CA, WP CA, WP CA, WP
1.9 JTD 105	04/99-06/10	182B4.000	77	1910	6PK1038 6PK1836 AP9017 VD1065 MS29 CT968 CT968K2 CT968WP2	ALT, (AC) ALT, (AC) ALT, (Denso), FOR ALT: 85A, OE-NO 46763533, FOR ALT: 90A, OE-NO 46774430, FOR ALT: 100A, OE-NO 46765838, FOR ALT: 120A, OE-NO 46748353 ONLY WITH VD1065 CA CA CA
1.9 JTD 110, 1.9 JTD 115	03/01-06/10	186A6.000, 186A8.000	81-85	1910	6PK1038 6PK1836 AP9017 VD1065 MS29 CT968 CT968K2 CT968WP2	ALT, (AC) ALT, (AC) ALT, (Denso), FOR ALT: 90A, OE-NO 46774430, FOR ALT: 100A, OE-NO 46765838, FOR ALT: 105A, OE- NO 46782213 ONLY WITH VD1065 CA CA CA
PALIO (178BX)						
1.0	04/96-		45-56	994	6PK1105 CT964	ALT CA
1.2	06/98-	176A8.000, 178B5.000, 178E2.000	54	1242	3PK915 4PK665 4PK673 4PK698 4PK841 CT927 CT999 CT927K1 CT999K1 CT927WP1 CT999WP1	PS ALT, (AC), 05/2002↔ ALT, (AC), ↔04/2002 ALT, (AC) AC CA, ↔MTR-NO 9042883 CA, MTR-NO 9042884↔ CA, ↔MTR-NO 9042883 CA, MTR-NO 9042884↔ CA, ↔MTR-NO 9042883 CA, MTR-NO 9042884↔
1.3	06/03-		53	1297	4PK1022 ELAST 4PK1022 ELAST T1 AP9035 	PS PS ALT, (Valeo), FOR ALT: 90A, OE-NO 46823547,



ContiTech



FIAT

PALIO (178BX)

↔ 1.3 JTD Multijet	06/03-	188A9.000	51	1248	⊙ AP9035	ALT, MTR-CODE: 199A2000, 188A9000, (AC), (Valeo), OE-NO 46823547, 51784845, FOR ALT: 90A
1.6 16V	04/96-	178B3.000	74	1581	∞ 3PK670 ∞ 4PK855 ∞ 5PK950 ⚙ CT879 ⚙ CT879K1	PS AC ALT CA CA
1.7 TD	02/97-	176A3.000, 176A5.000	52-53	1697	∞ 3PK719 ∞ 4PK915 ∞ 4PK938 ∞ 6PK986 ⚙ CT611 ⚙ CT611K1	PS AC, MTR-NO 02138440⇒ AC, ⇒MTR-NO 02138439 ALT CA CA
1.9 D	09/00-	223A6.000	46	1910	⊙ AP9017	ALT, (Denso), FOR ALT: 65A, OE-NO 46782218, FOR ALT: 85A, OE-NO 46763533, FOR ALT: 90A, OE-NO 46774430

PALIO Weekend (178DX)

1.2	02/01-	188A4.000, 178C4.066	44	1242	∞ 3PK915 ∞ 4PK665 ∞ 4PK673 ∞ 4PK698 ∞ 4PK841 ⚙ CT1115 ⚙ CT999 ⚙ CT1115K1 ⚙ CT999K1	PS ALT, (AC), 05/2002⇒ ALT, (AC), ⇒04/2002 ALT, (AC) AC CA, MTR-CODE: 188 A4.000, MTR-NO 2533529⇒ CA, MTR-CODE: 188 A4.000, ⇒MTR-NO 2533528 MTR-CODE: 188 A4.000, CA, MTR-NO 2533529⇒ CA, MTR-CODE: 188 A4.000, ⇒MTR-NO 2533528
	04/96-02/01	178B5.000	54	1242	∞ 3PK915 ∞ 4PK673 ∞ 4PK698 ∞ 4PK841 ⚙ CT927 ⚙ CT999 ⚙ CT927K1 ⚙ CT999K1 ⚙ CT927WP1 ⚙ CT999WP1	PS ALT, (PS), (AC) ALT, (PS), (AC) AC CA, ⇒MTR-NO 9042883 CA, MTR-NO 9042884⇒ CA, ⇒MTR-NO 9042883 CA, MTR-NO 9042884⇒ CA, ⇒MTR-NO 9042883 CA, MTR-NO 9042884⇒
1.4	07/97-08/01	178B2.000	51	1372	∞ AVX10X690 ∞ 4PK841 ∞ 4PK855 ∞ 5PK955 ⚙ CT605	PS AC, 05/1999⇒ AC, ⇒04/1999 ALT CA
1.6	07/97-	178C7.098	70	1581	∞ 4PK855 ∞ 5PK940 ∞ 5PK955 ⚙ CT879 ⚙ CT879K1	AC ALT, 02/2000⇒ ALT, ⇒01/2000 CA CA
1.6 16V	04/96-	178B3.000, 182B6.000	74-76	1581- 1596	∞ 3PK670 ∞ 4PK855 ∞ 5PK940 ∞ 5PK955 ⚙ CT879 ⚙ CT879K1	PS AC ALT, OE-NO 46738444 ALT, OE-NO 46473060 CA CA
1.7 TD	04/96-03/01	176A3.000	51	1698	∞ 3PK719 ∞ 4PK905 ∞ 4PK938 ∞ 6PK986 ⚙ CT611 ⚙ CT611K1	PS AC, MTR-NO 02138440⇒ AC, ⇒MTR-NO 02138439 ALT CA CA
1.9 D	03/01-	223A6.000	46	1910	∞ 6PK1050 ∞ 6PK1815	ALT, (AC) ALT, (AC)





FIAT						
PALIO Weekend (178DX)						
					AP9017 VD1065 CT995 CT995K2 CT995WP1	ALT, (Denso), FOR ALT: 65A, OE-NO 46782218, FOR ALT: 85A, OE-NO 46763533, FOR ALT: 90A, OE-NO 46774430 (AC) CA CA CA
1.9 JTD	09/01-	188A2.000	59	1910	6PK1090 6PK1845 AP9017 CT968 CT968K2 CT968WP2	ALT, (AC) ALT, (AC) ALT, (Denso), FOR ALT: 65A, OE-NO 46782218, FOR ALT: 85A, OE-NO 46763533, FOR ALT: 90A, OE-NO 46774430 CA CA CA
PANDA (141A_)						
1000	01/85-12/92	156A3.000	37	999	AVX10X675 CT503 CT503K1	ALT, ⇨MTR-NO 4233955 CA CA
1000, 1000 4x4, 1000 i.e. KAT	01/86-08/98	141C2.000, 156A2.100, 156A2.246, 156A3.100	32-37	999	AVX10X675 AVX10X675 4PK673 CT503 CT997 CT503K1 CT997K1	ALT, ⇨MTR-NO 4233955 ALT ALT, MTR-NO 4233956⇨ CA, ⇨MTR-NO 9042883 CA, MTR-NO 9042884⇨ CA, ⇨MTR-NO 9042883 CA, MTR-NO 9042884⇨
1100, 1100 4x4	02/95-07/04	176B2.000, 187A1.000	40	1108	4PK665 4PK673 5PK1150 CT1114 CT973 CT997 CT997 CT973K1 CT997K1 CT997K1 CT973WP1 CT973WP2 CT997WP1 CT997WP1	ALT, (AC), MTR-NO 0714684⇨ ALT, (AC), ⇨MTR-NO 0714683 ALT, (AC) CA, MTR-CODE: 187 A1.000, MTR-NO 2934170⇨ MTR-CODE: 176 B2.000, CA, ⇨MTR-NO 9042883 MTR-CODE: 176 B2.000, CA, MTR-NO 9042884⇨ MTR-CODE: 187 A1.000, ⇨MTR-NO 2934169, CA MTR-CODE: 176 B2.000, CA, ⇨MTR-NO 9042883 MTR-CODE: 187 A1.000, ⇨MTR-NO 2934169, CA MTR-CODE: 176 B2.000, CA, MTR-NO 9042884⇨ MTR-CODE: 176 B2.000, CA, ⇨MTR-NO 9042882, ⇨03/1999 MTR-CODE: 176 B2.000, CA, ⇨MTR-NO 9042882, 04/1999⇨ MTR-CODE: 187 A1.000, CA, MTR-NO 9042884⇨ MTR-CODE: 176 B2.000, CA, MTR-NO 9042884⇨
1100, 1100 Trekking 4x4	05/91-07/04	156C.046	37	1108	AVX10X675 4PK673 CT503 CT997 CT503K1 CT997K1 CT997WP1	ALT, ⇨MTR-NO 4233955 ALT, MTR-NO 4233956⇨ CA, ⇨MTR-NO 9042883 CA, MTR-NO 9042884⇨ CA, ⇨MTR-NO 9042883 CA, MTR-NO 9042884⇨ CA, MTR-NO 9042884⇨
1300 D	04/86-12/92	156A5.000	27	1302	AVX10X1065 CT677	ALT CA
650	01/82-07/04	141A.000	22	652	AVX10X800	ALT
750	01/86-01/95	141B.000	25	770	AVX10X800 CT503 CT503K1	ALT CA CA
		156A4.000	25	770	AVX10X675 AVX10X800 CT503 CT997 CT503K1 CT997K1	ALT, ENGINE: OHC ALT, ENGINE: OHV CA, ⇨MTR-NO 9042883 CA, MTR-NO 9042884⇨ CA, ⇨MTR-NO 9042883 CA, MTR-NO 9042884⇨

FIAT



FIAT

PANDA (141A_)
750 KAT

	01/95-12/97	156A4.048	25	770	AVX10X675 AVX10X800 CT503 CT997 CT503K1 CT997K1	ALT, ENGINE: OHC ALT, ENGINE: OHV CA, ⇨ MTR-NO 9042883 CA CA, ⇨ MTR-NO 9042883 CA, MTR-NO 9042884⇨
800	02/81-12/85		25	837	AVX10X800	ALT
900	10/80-12/96	100GL3.000, 146A.000, 1170A1.046	29-33	899- 903	AVX10X800	ALT
950 4x4	09/83-12/86	A112B1.054	35	965	AVX10X800	ALT

PANDA (169)

1.1	09/03-	187A1.000	40	1108	4PK665 5PK1150 CT1114 CT997 CT1114K1 CT997K1 CT997WP1	ALT, (AC) ALT, (AC) CA, MTR-CODE: 187 A1.000, MTR-NO 2533528⇨ CA, ⇨08/2004, ⇨MTR-NO 2533527 CA, MTR-CODE: 187 A1.000, MTR-NO 2533528⇨ CA, ⇨08/2004, ⇨MTR-NO 2533527 CA, ⇨08/2004, ⇨MTR-NO 2533528
1.2, 1.2 4x4, 1.2 Bi-Power / Natural Power, 1.2 LPG	09/03-	188A4.000	44	1242	4PK665 5PK1145 CT1115 CT999 CT1115K1 CT999K1 CT999WP1	ALT, (AC) ALT, AC CA, MTR-CODE: 188 A4.000, MTR-NO 2533529⇨ CA, MTR-CODE: 188 A4.000, ⇨MTR-NO 2533528 CA, MTR-CODE: 188 A4.000, MTR-NO 2533529⇨ CA, MTR-CODE: 188 A4.000, ⇨MTR-NO 2533528 CA, MTR-CODE: 188 A4.000, ⇨MTR-NO 2533528
1.3 D Multijet	06/06-	169A1.000	55	1248	AP9035	ALT, (AC), (Valeo), OE-NO 46823547, 51784845, FOR ALT: 90A
1.3 D Multijet 4x4	09/10-	169A1.000, 169A5.000	55	1248	AP9035	ALT, (Valeo), FOR ALT: 90A, OE-NO 46823547, 51784845
1.3 D Multijet, 1.3 D Multijet 4x4	09/03-	188A8.000, 188A9.000	51	1248	6PK1180 6PK1310 AP9035	ALT, (AC) ALT, (AC) ALT, (AC), (Valeo), OE-NO 46823547, 51784845, FOR ALT: 90A
1.4	10/06-	169A3.000	74	1368	5PK1150 CT1049 CT1049K1 CT1049WP1	ALT CA CA CA

PANDA (312)

0.9	02/12-	312A2.000, 312A4.000	48-63	875- 964	5PK1150	ALT, (AC)
-----	--------	-------------------------	-------	-------------	----------------	-----------

PANDA Van (141_)

1.1	05/91-03/95	156C.046	37	1108	AVX10X675 4PK673 CT503 CT997 CT503K1 CT997K1 CT997WP1	ALT, ⇨ MTR-NO 4233955 ALT, MTR-NO 4233956⇨ CA, ⇨ MTR-NO 9042883 CA, MTR-NO 9042884⇨ CA, ⇨ MTR-NO 9042883 CA, MTR-NO 9042884⇨ CA, MTR-NO 9042884⇨
1.1, 1.1 4x4	09/00-02/04	187A1.000	40	1108	4PK665 4PK673 5PK1150 CT997 CT997K1 CT997WP1	ALT, (AC), MTR-NO 714685⇨ ALT, (AC), ⇨MTR-NO 714685 ALT, (AC) CA CA CA, MTR-NO 9042884⇨
1000	01/86-02/92	156A3.100, 156A2.100	32	999	AVX10X675 AVX10X675 4PK673 CT503 CT997 CT503K1	ALT, ⇨ MTR-NO 4233955 ALT ALT, MTR-NO 4233956⇨ CA, ⇨ MTR-NO 9042883 CA, MTR-NO 9042884⇨ CA, ⇨ MTR-NO 9042883





FIAT						
PANDA Van (141.)						
↔						CT997K1 CA, MTR-NO 9042884↔
1000 ie	08/92-02/04	156A2.246	33	999		CT503 CA, ↔MTR-NO 9042883
						CT997 CA, MTR-NO 9042884↔
						CT503K1 CA, ↔MTR-NO 9042883
						CT997K1 CA, MTR-NO 9042884↔
750	01/86-07/92	141B.000	25	764		AVX10X675 ALT, ENGINE: OHC
						AVX10X800 ALT, ENGINE: OHV
						CT503 CA
						CT503K1 CA
PANDA Van (169)						
1.2, 1.2 4x4	09/04-	188A4.000	44	1242		4PK665 ALT, (AC)
						5PK1150 ALT, AC
						CT1115 CA, MTR-CODE: 188 A4.000, MTR-NO 2533529↔
						CT999 CA, MTR-CODE: 188 A4.000, ↔MTR-NO 2533528
						CT1115K1 CA, MTR-CODE: 188 A4.000, MTR-NO 2533529↔
						CT999K1 CA, MTR-CODE: 188 A4.000, ↔MTR-NO 2533528
						CT999WP1 CA, MTR-CODE: 188 A4.000, ↔MTR-NO 2533528
1.3 JTD	01/06-	169A1.000	55	1248		6PK1180 ALT, (AC)
						6PK1310 ALT, (AC)
						AP9035 ALT, (AC), (Valeo), OE-NO 46823547, 51784845, FOR ALT: 90A, MTR-CODE: 169A1.000
	03/04-	188A9.000, 188A8.000	51	1248		6PK1180 ALT, (AC)
						6PK1310 ALT, (AC)
						AP9035 ALT, (AC), (Valeo), OE-NO 46823547, 51784845, FOR ALT: 90A, MTR-CODE: 188A8.000
PUNTO (176, 176C, 176L)						
1.1	04/96-02/00	176B2.000	40	1108		3PK915 PS
						4PK673 ALT, (PS), (AC)
						4PK706 ALT, (AC)
						4PK855 AC, (PS)
						CT973 CA, ↔MTR-NO 9042883
						CT997 CA, MTR-NO 9042884↔
						CT973K1 CA, ↔MTR-NO 9042883
						CT997K1 CA, MTR-NO 9042884↔
						CT973WP1 CA, ↔MTR-NO 9042883, ↔03/1999
						CT973WP2 CA, ↔MTR-NO 9042883, 04/1999↔
						CT997WP1 CA, MTR-NO 9042884↔
1.2 16V	04/97-09/99	176B9.000	63	1242		3PK915 PS
						4PK673 ALT, (AC)
						4PK698 ALT, (AC), MTR-NO 7882273↔
						4PK706 ALT, (AC), ↔MTR-NO 7882272
						4PK841 AC, MTR-NO 7882273↔
						4PK855 AC, ↔MTR-NO 7882272
						CT1049 CA
						CT1049K1 CA
1.4 GT Turbo	01/94-09/99	176A4.000, 176B6.000	96-98	1372		AVX10X690 PS
						3PK1000 AC
						5PK940 ALT
						5PK990 ALT, (AC)
						CT605 CA
						CT605K1 CA
1.6	01/94-04/97	176A9.000	65	1581		AVX10X690 PS
						4PK1006 AC, ↔MTR-NO 09396121
						4PK975 AC, MTR-NO 09396122↔
						5PK940 ALT
						CT605 CA
						CT605K1 CA
1.7 D	04/94-02/00	176B3.000	42	1698		3PK719 PS
						4PK945 AC
						5PK940 ALT, ↔MTR-NO 1815650
						6PK935 ALT, MTR-NO 1815652↔





FIAT

PUNTO (176, 176C, 176L)



					6PK986 CT611 CT611K1	ALT, (AC) CA CA
1.7 TD	01/94-02/00	176A3.000, 176A5.000, 176B7.000	46-52	1698	3PK719 4PK950 5PK934 6PK935 6PK986 CT611 CT611K1	PS AC ALT, ⇨MTR-NO 01815651 ALT, MTR-NO 01815652⇨ ALT, (AC) CA CA
55 1.1	09/93-09/99	176A6.000, 176B2.000	40	1108	3PK915 4PK673 4PK706 4PK855 CT927 CT973 CT997 CT973K1 CT997K1 CT973WP1 CT973WP2 CT997WP1	PS ALT ALT, (PS), (AC) AC, (PS) CA, MTR-CODE: 176 A7.000, ⇨MTR-NO 9042883, OE-NO 71749474, (PUNTO 60 1.2) CA, ⇨MTR-NO 9042883 CA, MTR-NO 9042884⇨ CA, ⇨MTR-NO 9042883 CA, MTR-NO 9042884⇨ CA, ⇨MTR-NO 9042883, ⇨03/1999 CA, ⇨MTR-NO 9042883, 04/1999⇨ CA, MTR-NO 9042884⇨
60 1.2	01/94-06/00	176B1.000, 176A7.000, 176B4.000	43-44	1242	3PK915 4PK673 4PK698 4PK706 4PK841 4PK855 CT927 CT999 CT927K1 CT999K1 CT927WP1 CT999WP1	PS ALT, (AC) ALT, (AC), MTR-NO 7882273⇨ ALT, (AC), ⇨MTR-NO 7882272 AC, MTR-NO 7882273⇨ AC, ⇨MTR-NO 7882272 CA, ⇨MTR-NO 9042882 CA, MTR-NO 9042883⇨ CA, ⇨MTR-NO 9042882 CA, MTR-NO 9042883⇨ CA, ⇨MTR-NO 9042882 CA, MTR-NO 9042883⇨ CA, MTR-NO 9042882 CA, MTR-NO 9042883⇨
75 1.2	10/93-09/99	176A8.000	54	1242	3PK915 3PK935 4PK673 4PK698 4PK706 4PK841 4PK855 CT927 CT999 CT927K1 CT999K1 CT927WP1 CT999WP1	PS, MTR-NO 5795655⇨ PS, ⇨MTR-NO 5795654 ALT, (AC) ALT, (AC), MTR-NO 7882273⇨ ALT, (AC), ⇨MTR-NO 7882272 AC, MTR-NO 7882273⇨ AC, ⇨MTR-NO 7882272 CA, ⇨MTR-NO 9042882 CA, MTR-NO 9042883⇨ CA, ⇨MTR-NO 9042882 CA, MTR-NO 9042883⇨ CA, ⇨MTR-NO 9042882 CA, MTR-NO 9042883⇨
85 16V 1.2	04/97-06/00	176B9.000	63	1242	3PK915 4PK673 4PK698 4PK706 4PK841 4PK855 CT1049 CT1049K1	PS ALT, (AC) ALT, (AC), MTR-NO 7882273⇨ ALT, (AC), ⇨MTR-NO 7882272 AC, MTR-NO 7882273⇨ AC, ⇨MTR-NO 7882272 CA CA
90 1.6	04/94-04/97	176A9.000	65	1581	AVX10X690 4PK1006 4PK975 5PK940 CT605	PS AC, ⇨MTR-NO 09396121 AC, MTR-NO 09396122⇨ ALT CA





FIAT						
PUNTO (176, 176C, 176L)						
					CT605K1	CA
PUNTO (188, 188AX)						
1.2 16V 80	09/99-	188A5.000	59	1242	3PK915 (RHD), PS 4PK665 ALT, (AC), MTR-NO 714686⇨ 4PK673 ALT, (AC), ⇨MTR-NO 714685 4PK698 (RHD), ALT, AC 4PK841 (RHD), AC 5PK1150 09/2001⇨, ALT, AC 5PK1173 ⇨08/2001, ALT, AC CT1049 CA CT1049K1 CA CT1049WP1 CA	
1.2 60, 1.2 Natural Power	09/99-	188A4.000	44	1242	4PK665 ALT, (AC), MTR-NO 714686⇨ 4PK673 ALT, (AC), ⇨MTR-NO 714685 4PK841 AC, (RHD) 5PK1150 ALT, AC, 02/2002⇨ 5PK1173 ALT, AC, ⇨01/2002 CT1115 CA, MTR-CODE: 188 A4.000, MTR-NO 2533529⇨, MODEL '04⇨ CT999 CA, MTR-CODE: 188 A4.000, ⇨MTR-NO 2533528, ⇨MODEL '03 CT1115K1 CA, MTR-CODE: 188 A4.000, MTR-NO 2533529⇨, MODEL '04⇨ CT999K1 CA, MTR-CODE: 188 A4.000, ⇨MTR-NO 2533528, ⇨MODEL '03 CT999WP1 CA, MTR-CODE: 188 A4.000, ⇨MTR-NO 2533528, ⇨MODEL '03	
1.3 JTD, 1.3 JTD 16V	06/03-	188A9.000	51	1248	6PK1180 ALT, (AC) 6PK1310 ALT, (AC) AP9035 ALT, (AC), (Valeo), OE-NO 51718499, FOR ALT: 75A, OE-NO 46823547, FOR ALT: 90A, OE-NO 46835095, FOR ALT: 105A	
1.4	09/03-	843A1.000	70	1368	4PK673 ALT, (AC) 5PK1150 ALT, (AC) CT1049 CA CT1049K1 CA CT1049WP1 CA	
1.8 130 HGT	09/99-	183A1.000, 188A6.000	96	1747	6PK1760 ALT, OE-NO 73501580 6PK1795 ALT, OE-NO 60674147 6PK1815 ALT, OE-NO 60667257 6PK1845 ALT, OE-NO 71739915 CT877 CA, MTR-CODE: 183.A1.000, ⇨08/2000 CT947 CA, MTR-CODE: 183.A6.000, 09/2000⇨ CT877K2 CA, MTR-CODE: 183.A1.000 CT947K2 CA, MTR-CODE: 183.A6.000 CT877WP2 CA, MTR-CODE: 183.A1.000	
1.9 D 60, 1.9 DS 60	09/99-	188A3.000	44	1910	6PK1195 ALT, AC, 04/2002⇨ 6PK1230 ALT, AC, ⇨03/2002 6PK815 ALT AP9017 ALT, (Denso), FOR ALT: 85A, OE-NO 46763534, 46763533, FOR ALT: 90A, OE-NO 46774430, FOR ALT: 100A, OE-NO 46765838, FOR ALT: 105A, OE-NO 46782213, FOR ALT: 120A, OE-NO 46809068, 46748353 CT995 CA CT995K2 CA CT995WP1 CA	
1.9 JTD	02/00-	188A7.000	63	1910	6PK1195 ALT, AC, 04/2002⇨ 6PK1230 ALT, AC, ⇨03/2002 6PK815 ALT AP9017 ALT, (Denso), FOR ALT: 85A, OE-NO 46763533,	

FIAT



ContiTech



FIAT

PUNTO (188, 188AX)

					VD1065 CT968 CT968K2 CT968WP2	46763534, FOR ALT: 90A, OE-NO 46774430, FOR ALT: 100A, OE-NO 46765838, FOR ALT: 105A, OE-NO 46782213, FOR ALT: 120A, OE-NO 46809068, 46748353
	06/03-	188B2.000	74	1910	6PK1195 AP9017 AP9054 VD1065 CT968 CT968K2 CT968WP2	ALT, AC ALT, (Denso), FOR ALT: 105A, OE-NO 46782213 ALT, (Denso), FOR ALT: 100A, OE-NO 51764265 CA, MTR-CODE: 188 B2.000 CA, MTR-CODE: 188 B2.000 CA, MTR-CODE: 188 B2.000
1.9 JTD 80	09/99-	188A2.000	59	1910	6PK1195 6PK1230 6PK815 AP9017 VD1065 CT968 CT968K2 CT968WP2	ALT, AC, 04/2002⇔ ALT, AC, ⇔03/2002 ALT ALT, (Denso), FOR ALT: 85A, OE-NO 46763533, 46763534, FOR ALT: 90A, OE-NO 46774430, FOR ALT: 100A, OE-NO 467658838, FOR ALT: 105A, OE-NO 46782213, FOR ALT: 120A, OE-NO 46748353, 46809068 CA CA CA

PUNTO (199) 0.9 Twinair Turbo	03/12-	312A2.000	63	875	5PK1150	ALT, (AC)
---	--------	-----------	----	-----	----------------	-----------

PUNTO / GRANDE PUNTO (199) 1.2	10/05-	199A4.000	48	1242	4PK665 5PK1145 CT1115 CT1115K1	ALT, (AC) ALT, (AC) CA, MTR-CODE: 199 A4.000 CA, MTR-CODE: 199 A4.000
1.3 D Multijet	10/05-	199A2.000	55	1248	6PK1180 6PK1325 AP9035	ALT, (AC) ALT, AC ALT, (AC), (Valeo), OE-NO 46823547, 51784845, FOR ALT: 90A, OE-NO 46835095, 51784846, FOR ALT: 105A
		199A3.000	66	1248	6PK1180 6PK1325 AP9035	ALT, (AC) ALT, AC ALT, (AC), (Valeo), OE-NO 46823547, FOR ALT: 90A, OE-NO 46835095, FOR ALT: 105A
	07/08-	199B2.000, 199B4.000, 223A9.000	51-62	1248	AP9035	ALT, (Valeo), FOR ALT: 120A, OE-NO 51854103
1.4	10/05-	350A1.000	57	1368	4PK665 5PK1145 CT1115 CT1115K1	ALT, (AC) ALT, (AC) CA, MTR-CODE: 350 A1.000 CA, MTR-CODE: 350 A1.000
					4PK665 5PK1150 CT1049 CT1049K1 CT1049WP1	ALT, (AC) ALT, (AC) CA CA CA
1.4 16V, 1.4 Abarth, 1.4 T-Jet	10/05-	198A4.000, 199A6.000, 199A8.000	70-114	1368	4PK665 5PK1150 CT1049 CT1049K1 CT1049WP1	ALT, (AC) ALT, (AC) CA CA CA
1.6 D Multijet	07/08-	955A3.000	88	1598	6PK1038 6PK1374 AP9017 AP9054	ALT, (AC) ALT, (AC) ALT, (Denso), FOR ALT: 120A, OE-NO 46809068, FOR ALT: 140A, OE-NO 73501591 ALT, (Denso), FOR ALT: 100A, OE-NO 51764265, 51854901, FOR ALT: 120A, OE-NO 51793678,





FIAT						
PUNTO / GRANDE PUNTO (199)						
					VD1065 CT1155 CT1155K1 CT1155WP1	51854902 CA CA CA
1.9 D Multijet	10/05-	199A5.000, 939A1.000	88-96	1910	6PK1374 6PK1390 AP9017 AP9054 VD1065 CT1106 CT1106K1 CT1106WP1	ALT, (AC), OE-NO 55203815 ALT, (AC), OE-NO 51758124 ALT, (Denso), OE-NO 73503235, FOR ALT: 120A ALT, (Denso), FOR ALT: 100A, OE-NO 51764265 ⇒MTR:NO 5452805 CA CA CA
PUNTO EVO						
1.2	10/09-02/12	199A4.000	48	1242	4PK665 5PK1145 CT1115 CT1115K1	ALT, (AC) ALT, (AC) CA CA
1.3 D Multijet	10/09-02/12	223A9.000, 199B4.000	62	1248	AP9035	ALT, (Valeo), FOR ALT: 120A, OE-NO 51854103
		199A2.000, 199A9.000	55	1248	4PK1022 ELAST 6PK1325 4PK1022 ELAST T1 AP9035	PS ALT PS ALT, (Valeo), FOR ALT: 90A, OE-NO 51784845, FOR ALT: 105A, OE-NO 51784846, FOR ALT: 120A, OE-NO 51854106
		199A3.000	66	1248	AP9035	ALT, (Valeo), FOR ALT: 90A, OE-NO 51784845, FOR ALT: 105A, OE-NO 51784846, FOR ALT: 120A, OE-NO 51854106
1.4	07/08-02/12	199B2.000	51	1248	AP9035	ALT, (Valeo), FOR ALT: 90A, OE-NO 51784845
	10/09-02/12	350A1.000	57	1368	4PK665 5PK1145 CT1115 CT1115K1	ALT, (AC) ALT, (AC) CA CA
1.6 D Multijet	10/09-02/12	955A3.000	88	1598	6PK1033 6PK1374 AP9054 VD1065 CT1155 CT1155K1 CT1155WP1	ALT, (AC) ALT, (AC) ALT, (Denso), FOR ALT: 100A, OE-NO 51854901, FOR ALT: 120A, OE-NO 51854902 CA CA CA
QUBO (225)						
1.3 D Multijet	09/08-	199A2.000	55	1248	4PK1022 ELAST 6PK1180 6PK1325 4PK1022 ELAST T1	PS ALT, (AC) ALT, (AC) PS
1.4	09/08-	KFV, KFT	54	1360	6PK1225 6PK1564 CT1067 CT1067K1 CT1067WP1	ALT, (AC) ALT, (AC) CA CA CA
1.4 Natural Power	10/09-	350A1.000	57	1368	4PK665 5PK1145 CT1115 CT1115K1	ALT, (AC) ALT, (AC) CA CA
REGATA (138)						
100 1.6, 100 Super 1.6	10/83-12/90	149A2.000, 149A4.000	74	1585	AVX10X1050 AVX10X685 AVX10X775 AVX10X825	ALT PS AC AC





ContiTech



FIAT

REGATA (138)



60 Diesel 1.7	05/85-03/89	149B3.000	44	1698	AVX10X913 ALT, (AC) AVX10X940 ALT CT598 CA, MTR-NO 1484419⇒ CT651 CA, ⇒MTR-NO 1484418 CT670K1 CA, CH-NO 70566788⇒, 7380452⇒
	09/83-12/86	138B6.000	43	1714	AVX10X888 ALT 5PK836 ALT, (PS) CT544 CA AVX10X825 ALT CT678 CA CT678K1 CA
65 Diesel 1.9	04/84-07/89	149A1.000	48	1929	AVX10X650 PS, MTR-NO 387355⇒ AVX10X775 PS, ⇒MTR-NO 387354 AVX10X775 PS, (AC) AVX10X875 ALT, ⇒RICAMBI-NO 7056787, 7380450 AVX10X888 ALT, RICAMBI-NO 7056788⇒, 7380451⇒ 6PK1613 ALT, AC CT542 CA, (AC) CT577 CA, ⇒RICAMBI-NO 7056787, 7380450 CT599 CA, RICAMBI-NO 7056788⇒, 7380451⇒
70 1.3	09/83-07/89	149A3.000, 149A7.000	48	1301	AVX10X550 ALT, (AC) AVX10X685 WP, (AC) AVX10X825 AC AVX10X825 ALT CT594 (AC), ⇒CH-NO 7211446 CT594 CA, (AUTOM) CT647 CA, (MANL) CT702 CA, (AC), CH-NO 7211447⇒ CT594K2 CA, (AUTOM) CT594K2 (AC), ⇒CH-NO 7211446 CT647K2 CA, (MANL), ⇒MTR-NO 5771822 CT647K5 CA, MTR-NO 5771823⇒
		138B2.000	50	1301	AVX10X550 ALT, (AC) AVX10X685 WP, (AC) AVX10X825 AC AVX10X825 ALT CT594 CA CT647 CA, (AUTOM) CT647K5 CA, MTR-NO 5771823⇒
75 1.5, 75 ie. 1.5, 75 1.5 ie. KAT	12/83-07/89	138B3.048, 138C2.048, 138C3.048, 149C1.000	55	1498	AVX10X550 ALT, (AC) AVX10X685 WP, (AC) AVX10X825 AC AVX10X825 ALT CT594 ⇒CH-NO 7211446, (AC) CT594 CA, ⇒CH-NO 7211446 CT594 CH-NO 7211447⇒ CT702 CA, CH-NO 7711447⇒, (AC) CT594K2 CH-NO 7211447⇒ CT594K2 ⇒CH-NO 7211446 CT594K2 CA, ⇒CH-NO 7211446, (AC) CT594K3 CA, MTR-NO 5771823⇒
80 Turbo Diesel 1.9	05/86-07/89	831D1.000	59	1929	AVX10X650 PS, MTR-NO 387355⇒ AVX10X735 PS, (CAT) AVX10X775 PS, (AC) AVX10X775 PS, ⇒MTR-NO 387354 5PK836 ALT, (PS) 5PK847 ALT 6PK1613 ALT, AC CT542 CA
85 1.5, 85 Super 1.5	09/83-12/87	138B3.0000,	58-60	1498	AVX10X550 ALT, (AC)





FIAT						
REGATA (138)						
↔		149A5.000			AVX10X685 AVX10X825 AVX10X825 CT594 CT594 CT594 CT702 CT594K2 CT594K2 CT594K2 CT594K3	WP, (AC) ALT AC CH-NO 7211447↔ ↔CH-NO 7211446, (AC) CA, ↔CH-NO 7211446 CA, CH-NO 7711447↔, (AC) CH-NO 7211447↔ ↔CH-NO 7211446 CA, ↔CH-NO 7211446, (AC) CA, MTR-NO 5771823↔
85 1.6	10/83-06/90	149A.000	60	1585	AVX10X685 AVX10X775 AVX10X825 AVX10X888 AVX10X960 CT571 CT643 CT687 CT571K1	PS AC AC ALT, ↔CH-NO 7409423 ALT, CH-NO 7409424↔ CA, CH-NO 7409425↔ CA, ↔MTR-NO 1484418 CA, MTR-NO 1484419↔, ↔CH-NO 7409424 CA, CH-NO 7409425↔
90 i.e. 1.6	01/87-07/89	149C2.000	66	1595	AVX10X1050 AVX10X685 AVX10X775 AVX10X825 AVX10X913 AVX10X940 CT670 CT670K1	ALT PS AC AC ALT, (AC) ALT CA CA, CH-NO 70566788↔, 7380452↔
RITMO Bertone Cabriolet						
100 1.6	10/85-12/87	138AR.048	74	1585	AVX10X1050 AVX10X940 CT598 CT651 CT670 CT670K1	ALT, ↔RICAMBI-NO 4880207 RICAMBI-NO 4880208↔ CA, MTR-NO 1484452↔, ↔RICAMBI-NO 4880207 CA, ↔MTR-NO 1484451 CA, RICAMBI-NO 4880208↔ CA, CH-NO 4880208↔
85 1.5	01/80-07/89	138B3.000, 138A4.000	60-63	1498	AVX10X550 AVX10X685 AVX10X825 AVX10X825 AVX10X838 CT594 CT702 CT594K2 CT594K3	ALT, (AC) WP, (AC) ALT AC ALT CA CA, (AC) CA, ↔MTR-NO 5771822 CA, MTR-NO 5771823↔
RITMO I (138A)						
105 Sport 1.6	05/81-12/82	138AR.000	77	1585	AVX10X1050 AVX10X850 AVX10X940 CT598 CT651 CT670	ALT, ↔RICAMBI-NO 4880207 ALT, ↔12/1982 ALT, RICAMBI-NO 4880208↔ CA, MTR-NO 1484452↔, ↔RICAMBI-NO 4880207 CA, ↔MTR-NO 1484451 CA, RICAMBI-NO 4880208↔
125 TC Abarth 2.0	11/81-09/82	138AR1.000	92	1995	AVX10X850 CT652	ALT CA
55 Diesel 1.7	10/79-09/82	138A5.000	40-43	1714	AVX10X825 AVX10X825 CT678 CT678K1 CT678K2	ALT AC CA CA CA
60 1.0	09/78-09/82	127A6.000	44	1049	AVX10X1000 AVX10X825 CT647	ALT, MTR-NO 408851↔ ALT, ↔MTR-NO 408850 CA, ↔02/1979





FIAT

RITMO I (138A)

					CT650	CA, 02/1979⇨
					CT647K4	CA, ⇨02/1979
65 1.3	01/78-09/82	138A1.000	48	1301	AVX10X825	ALT
					CT647	CA
					CT647K2	CA, CH-NO 2750813⇨
					CT647K4	CA, ⇨CH-NO 2750812
70 1.3	11/83-08/85	149A3.000, 149A7.000	48	1301	AVX10X550	ALT, (AC)
					AVX10X690	WP, (AC)
					AVX10X825	ALT, (AC)
					AVX10X825	AC
					CT647	CA
					CT647K2	CA, ⇨MTR-NO 5771822
					CT647K5	CA, MTR-NO 5771823⇨
75 1.3	01/81-09/82	138A3.000	55	1301	AVX10X550	ALT, (AC)
					AVX10X685	WP, (AC)
					AVX10X825	ALT
					AVX10X825	AC
					CT647	CA
					CT647K4	CA
75 1.5	01/78-10/82	138A2.000, 138C3.048	55	1498	AVX10X550	ALT, (AC)
					AVX10X685	WP, (AC)
					AVX10X825	ALT
					AVX10X825	AC
					AVX10X838	ALT
					CT594	CA
					CT702	CA, (AC)
					CT594K2	CA
75 i.e. 1.5	10/85-05/87	138C2.048, 149C1.000	55	1498	AVX10X550	ALT, (AC)
					AVX10X685	WP, (AC)
					AVX10X825	ALT
					AVX10X825	AC
					AVX10X838	ALT
					CT594	CA
					CT702	CA, (AC)
					CT594K2	CA
					CT594K3	CA, MTR-NO 5771823⇨
85 1.5	01/81-09/82	138A4.000	63	1498	AVX10X550	ALT, (AC)
					AVX10X685	WP, (AC)
					AVX10X825	ALT
					AVX10X825	AC
					AVX10X838	ALT
					CT594	CA
					CT702	CA, (AC)
					CT594K2	CA
90 i.e. 1.6	09/85-12/87	149C2.000	66	1595	AVX10X1050	ALT
					AVX10X940	ALT
					CT670	CA
					CT670K1	CA, CH-NO 4880208⇨

RITMO II (138A)

105 1.6	01/83-12/87	138AR.000	77	1585	AVX10X1050	ALT, ⇨RICAMBI-NO 4880207
					AVX10X940	ALT, RICAMBI-NO 4880208⇨
					CT598	CA, MTR-NO 1484452⇨, ⇨RICAMBI-NO 4880207
					CT651	CA, ⇨MTR-NO 1484451
					CT670	CA, MTR-NO 1484452⇨, RICAMBI-NO 4880208⇨
130 TC Abarth 2.0	04/83-12/87	138AR2.000	96	1995	AVX10X850	ALT
					CT652	CA
60 1.1	10/82-10/85	138B.000, 138B1.000, 138C1.000	40	1116	AVX10X1000	ALT, MTR-NO 408851⇨
					AVX10X825	ALT, ⇨MTR-NO 408850
					CT647	CA
					CT647K2	CA, ⇨MTR-NO 5771822
	04/85-12/87	146A4.048	43	1116	AVX10X1000	ALT, MTR-NO 408851⇨





FIAT

RITMO II (138A)

					AVX10X825 CT647 CT647K2 CT647K5	ALT, ⇨MTR-NO 408850 CA CA, ⇨MTR-NO 5771822 CA, MTR-NO 5771823⇨
60 Diesel 1.7	05/85-12/87	138C.000, 149B3.000	44	1698	AVX10X825 AVX10X838 CT544	AC ALT CA
	10/82-10/85	138B6.000	43	1714	AVX10X825 AVX10X838 CT678 CT678K1	AC ALT CA CA
70 1.3	01/83-04/85	138B2.000	50	1301	AVX10X550 AVX10X685 AVX10X825 AVX10X825 CT647 CT647K2 CT647K5	ALT, (AC) WP, (AC) ALT AC CA CA, ⇨MTR-NO 5771822 CA, MTR-NO 5771823⇨
75 1.5 KAT	09/85-12/88	138C2.048, 149C1.000	55	1498	AVX10X550 AVX10X685 AVX10X825 AVX10X825 AVX10X838 CT594 CT702 CT594K2 CT594K3	ALT, (AC) WP, (AC) ALT AC ALT CA CA, (AC) CA, ⇨MTR-NO 5771822 CA, MTR-NO 5771823⇨
80 Turbo Diesel 1.9	12/85-12/87	831D1.000	59	1929	AVX10X750 5PK847 CT542	PS ALT CA
85 1.5	01/83-12/87	138B3.000, 149A5.000	58-60	1498	AVX10X550 AVX10X685 AVX10X825 AVX10X825 AVX10X838 CT594 CT702 CT594K2 CT594K3	ALT, (AC) WP, (AC) ALT AC ALT CA CA, (AC) CA, ⇨MTR-NO 5771822 CA, MTR-NO 5771823⇨
90 1.6 i.e.	12/85-12/87	138AR.000	66	1585	AVX10X1050 AVX10X940 CT598 CT651 CT670 CT670K1	ALT ALT CA, MTR-NO 1484452⇨ CA, ⇨MTR-NO 1484451 CA CA

SCUDO

1.6 D Multijet	01/07-	9HU	66	1560	6PK1705 AP9013 AP9023 CT1092 CT1092K1 CT1092WP1	ALT, (AC) ALT, (Valeo), FOR ALT: 150A, OE-NO 71733552 ALT, (Bosch), FOR ALT: 150A, OE-NO 964065480 CA CA CA
2.0 D Multijet	04/11-	RH02	94	1997	6PK1217 CT1140	ALT CA
	07/10-	RHH	120	1997	6PK1217 AP9013 AP9023 CT1091 CT1091K1 CT1091WP1	ALT, AC ALT, (Valeo), FOR ALT: 150A, OE-NO 71733552 ALT, (Bosch), FOR ALT: 150A, OE-NO 964065480 CA, MTR-CODE: DW10BTED4 FAP CA, MTR-CODE: DW10BTED4 FAP CA, MTR-CODE: DW10BTED4 FAP
	01/07-	RHK, RHR	88-100	1997	6PK1217	ALT, AC





ContiTech



FIAT

FIAT

SCUDO



					AP9013 AP9023 AP9040 VD1092 CT1091 CT1091K1 CT1091WP1	ALT, (Valeo), OE-NO 71733552, FOR ALT: 150A ALT, (Bosch), OE-NO 9646065480, FOR ALT: 150A ALT, (Mitsubishi), FOR ALT: 180A, OE-NO 9646065180, ALT-No: A004TJ0084 CA, MTR-CODE: DW10BTED4 FAP CA, MTR-CODE: DW10BTED4 FAP CA, MTR-CODE: DW10BTED4 FAP
--	--	--	--	--	--	---

SCUDO (220L, 220P)

1.6	02/96-12/06	220A2.000	58	1581	AVX10X690 4PK905 6PK890 6PK923 CT605 CT605K1	PS ALT, (AC) ALT, (AC) AC CA CA
1.9 D	04/98-12/06	WJZ (DW8)	51	1868	6PK1045 6PK1390 6PK1440 6PK1740 6PK869 AP9013 AP9023 VD1097 MS14 CT986 CT986K2 CT986WP2	ALT, AC, (-PS) ALT, PS, (-AC), ⇨ 10/1999 ALT, PS, (-AC), 11/1999⇨ ALT, PS, AC ALT, (-PS), (-AC) ALT, (Valeo), FOR ALT: 80A, OE-NO 9655733780 ALT, (Bosch), FOR ALT: 150A, OE-NO 964065480 ONLY WITH VD1097 CA CA CA
1.9 D, 1.9 TD, 1.9 TD Eco	02/96-12/06	D9B, DHX (XUD9TF/L)	51-68	1905	6PK1110 6PK1165 6PK1740 6PK730 AP9013 VD1086 MS01 CT1061 CT1061K2 CT1061WP1	ALT, PS, (-AC) ALT, AC, (-PS) ALT, PS, AC ALT, (-PS), (-AC) ALT, (Valeo), FOR ALT: 80A, OE-NO 9655733780 ONLY WITH VD1086 CA CA CA, ⇨ORG-NO 07390, ⇨03/1997
1.9 TD	02/98-12/06	D8B	68	1905	6PK1110 6PK1165 6PK1740 6PK730 AP9013 VD1086 MS01 CT1061 CT1061K2	ALT, PS, (-AC) ALT, AC, (-PS) ALT, PS, AC ALT, (-PS), (-AC) ALT, (Valeo), FOR ALT: 80A, OE-NO 9655733780 ONLY WITH VD1086 CA CA
2.0 16V	06/00-12/06	RFN	100	1997	6PK1190 6PK1705 CT1138 CT1138K1 CT1138WP1	ALT, PS, (-AC) ALT, PS, AC CA CA CA
2.0 JTD	12/99-12/06	RHZ	80	1997	6PK1468 6PK1740 6PK1468D1 6PK1740D1 AP9013 AP9023 AP9038 VD1080	ALT, (AC) ALT, (AC) ALT, (AC), ⇨ 11/2004 ALT, (AC), ⇨ 11/2004 ALT, (Valeo), OE-NO 71733552, FOR ALT: 150A ALT, (Bosch), FOR ALT: 150A, OE-NO 964065480 ALT, (Valeo), OE-NO 9621791480, FOR ALT: 150A, ALT, (Valeo), FOR ALT: 150A, OE-NO 9640878780, 9636060780 ⇨ 11/2004





FIAT

SCUDO (220L, 220P)

					VD1095 12/2004⇨ MS01 ONLY WITH VD1080, VD1095 MS02 ONLY WITH VD1095 CT1063 CA, ENGINE: 16V CT987 CA, ENGINE: 8V CT1063K2 CA, ENGINE: 16V CT987K1 CA, ⇨04/2000, ENGINE: 8V CT987K2 CA, 04/2000⇨, ENGINE: 8V CT987WP1 CA, ⇨04/2000, ENGINE: 8V CT987WP2 CA, 04/2000⇨, ENGINE: 8V
		RHX	69	1997	6PK1468 ALT, (-AC) 6PK1740 ALT, (-AC) 6PK1468D1 ALT, (-AC), ⇨11/2004 6PK1740D1 ALT, (-AC), ⇨11/2004 AP9013 ALT, (Valeo), OE-NO 71733552, FOR ALT: 150A AP9023 ALT, (Bosch), OE-NO 9646065480, FOR ALT: 150A, 12/2002⇨ AP9038 ALT, (Valeo), OE-NO 9621791480, FOR ALT: 150A, ALT, (Valeo), FOR ALT: 150A, OE-NO 9640878780, 9636060780 VD1080 ⇨12/2002 VD1095 12/2002⇨ MS01 ONLY WITH VD1080 MS02 ONLY WITH VD1095 CT987 CA CT987K1 CA, ⇨04/2000 CT987K1 CA, 12/2003⇨ CT987K2 CA, 04/2000⇨, ⇨11/2003 CT987WP1 CA, 12/2003⇨ CT987WP1 CA, ⇨04/2000 CT987WP2 CA, 04/2000⇨, ⇨11/2003
2.0 JTD 16V	05/99-12/06	RHW (DW10ATED4)	80	1997	AP9013 ALT, (Valeo), OE-NO 71733552, FOR ALT: 150A AP9023 ALT, (Bosch), FOR ALT: 150A, OE-NO 964065480 AP9038 ALT, (Valeo), OE-NO 9621791480, FOR ALT: 150A, ALT, (Valeo), FOR ALT: 150A, OE-NO 9640878780, 71732307

SCUDO (270.)

1.6 D Multijet	01/07-	9HU	66	1560	6PK1705 ALT, (-AC) AP9013 ALT, (Valeo), FOR ALT: 150A, OE-NO 71733552 AP9023 ALT, (Bosch), FOR ALT: 150A, OE-NO 964065480 CT1092 CA CT1092K1 CA CT1092WP1 CA
2.0	03/07-	RFH (EW10A)	103	1997	AP9013 ALT, (Valeo), OE-NO 71733552, FOR ALT: 150A AP9023 ALT, (Bosch), FOR ALT: 150A, OE-NO 964065480 AP9040 ALT, (Mitsubishi), FOR ALT: 180A, OE-NO 9646065180, ALT-No: A004TJ0084
2.0 D Multijet	05/11-	RH02	94	1997	6PK1217 ALT CT1140 CA
	07/10-	RHH	120	1997	6PK1217 ALT, AC AP9013 ALT, (Valeo), FOR ALT: 150A, OE-NO 71733552 AP9023 ALT, (Bosch), FOR ALT: 150A, OE-NO 9646065480 CT1091 CA, MTR-CODE: DW10BTED4 FAP CT1091K1 CA, MTR-CODE: DW10BTED4 FAP CT1091WP1 CA, MTR-CODE: DW10BTED4 FAP
	01/07-	RHK	88	1997	6PK1217 ALT, AC AP9013 ALT, (Valeo), OE-NO 71733552, FOR ALT: 150A AP9023 ALT, (Bosch), FOR ALT: 150A, OE-NO 964065480 AP9040 ALT, (Mitsubishi), FOR ALT: 180A, OE-NO 9646065180, ALT-No: A004TJ0084



ContiTech



FIAT

SCUDO (270_)



					VD1092 CT1091 CT1091K1 CT1091WP1	CA, MTR-CODE: DW10BTED4 FAP CA, MTR-CODE: DW10BTED4 FAP CA, MTR-CODE: DW10BTED4 FAP
RHR		100	1997		6PK1217 AP9013 AP9023 AP9040 VD1092 CT1091 CT1091K1 CT1091WP1	ALT, AC ALT, (Valeo), OE-NO 717133552, FOR ALT: 150A ALT, (Bosch), OE-NO 9646065480, FOR ALT: 150A ALT, (Mitsubishi), FOR ALT: 180A, OE-NO 9646065180, ALT-No: A004TJ0084
DW10BTED4, RHK, RHR		88-100	1997		6PK1217 AP9013 AP9023 AP9040 VD1092 CT1091 CT1091K1 CT1091WP1	ALT, AC ALT, (Valeo), OE-NO 71733552, FOR ALT: 150A ALT, (Bosch), OE-NO 9646065480, FOR ALT: 150A ALT, (Mitsubishi), FOR ALT: 180A, OE-NO 9646065180, ALT-No: A004TJ0084

SEDICI

1.6 16V	06/06-	M16A	79	1586	4PK800 5PK836	AC ALT
1.6 16V 4x4	06/06-	M16A	79	1586	4PK815 5PK836	AC ALT
1.9 D Multijet 4x4	06/06-	D19AA	88	1910	6PK1390 AP9017 VD1065 CT968 CT968K2	ALT ALT, (Denso), FOR ALT: 140A, OE-NO 71746673, 73501591 CA CA

SEICENTO (187)

0.9	01/98-01/10	1170A1.046	29	899	AVX10X800	ALT, ⇨02/2000
1.6	01/98-01/10	176B2.000, 187A1.000	40	1108	4PK545 4PK665 4PK673 4PK790 CT1114 CT973 CT997 CT997 CT973K1 CT997K1 CT997K1 CT973WP1 CT973WP2 CT997WP1 CT997WP1	ALT, (AC) ALT, (AC), MTR-CODE: 187.A1.000 ALT, (AC), MTR-CODE: 176.B2.000 AC CA, MTR-CODE: 187 A1.000, MTR-NO 2934170⇨ MTR-CODE: 176 B2.000, CA, ⇨MTR-NO 9042883 MTR-CODE: 187 A1.000, ⇨MTR-NO 2934169, CA MTR-CODE: 176 B2.000, CA, MTR-NO 9042884⇨ MTR-CODE: 176 B2.000, CA, ⇨MTR-NO 9042883 MTR-CODE: 187 A1.000, ⇨MTR-NO 2934169, CA MTR-CODE: 176 B2.000, CA, MTR-NO 9042884⇨ MTR-CODE: 176 B2.000, CA, ⇨MTR-NO 9042882, ⇨03/1999 MTR-CODE: 176 B2.000, CA, ⇨MTR-NO 9042882, 04/1999⇨ MTR-CODE: 176 B2.000, CA, MTR-NO 9042884⇨ MTR-CODE: 187 A1.000, CA, MTR-NO 9042884⇨

SIENA (178_)

1.2	09/98-	178B5.000	54	1242	3PK915 4PK665 4PK673 4PK698 4PK841 CT927 CT999 CT927K1	PS ALT, (AC), 05/2002⇨ ALT, (AC), ⇨04/2002 ALT, (AC) AC CA, ⇨MTR-NO 9042883 CA, MTR-NO 9042884⇨ CA, ⇨MTR-NO 9042883
-----	--------	-----------	----	------	---	--





FIAT						
SIENA (178.)						
					CT999K1 CT927WP1 CT999WP1	CA, MTR-NO 9042884⇔ CA, ⇔MTR-NO 9042883 CA, MTR-NO 9042884⇔
	09/01-	188A4.000, 178C4.066	44	1242	3PK905 3PK915 4PK673 4PK685 4PK698 4PK841 5PK1190 CT1115 CT999 CT999 CT1115K1 CT999K1 CT999K1 CT999WP1	PS, MTR-CODE: 188 A4.000 PS, MTR-CODE: 178 C4.066 ALT, (AC), MTR-CODE: 188 A4.000 AC, MTR-CODE: 178 C4.066, 02/2005⇔ ALT, MTR-CODE: 178 C4.066 AC, MTR-CODE: 178 C4.066, ⇔02/2005 ALT, (AC), MTR-CODE: 188 A4.000 CA, MTR-CODE: 178 C4.066, MTR-NO 2919640⇔ CA, MTR-CODE: 178 C4.066, ⇔MTR-NO 2919639 CA, MTR-CODE: 188 A4.000 CA, MTR-CODE: 178 C4.066, MTR-NO 2919640⇔ CA, MTR-CODE: 188 A4.000 CA, MTR-CODE: 178 C4.066, ⇔MTR-NO 2919639 CA, MTR-CODE: 188 A4.000
		188A5.000	59	1242	3PK905 4PK673 5PK1190 CT1049 CT1049K1 CT1049WP1	PS ALT, (AC) ALT, (AC) CA CA CA
1.3 JTD	09/03-	188A9.000	51	1248	6PK1180 6PK1310 AP9035	ALT, (AC) ALT, (AC) ALT, (Valeo), FOR ALT: 90A, OE-NO 46823547, 51784845
1.4, 1.4 KAT	04/96-	178B2.000, 178B2.016	51	1372	AVX10X690 4PK841 4PK855 5PK955 CT605	PS AC, 06/1999⇔ AC, ⇔05/1999 ALT CA
1.6	11/00-	182B6.000	76	1596	3PK670 4PK855 5PK940 CT879 CT879K1	PS AC ALT CA CA
1.6 16V	09/98-	178B3.000	78	1581	3PK670 4PK855 5PK940 5PK955 CT879 CT879K1	PS AC ALT, 10/1999⇔ ALT, ⇔10/1999 CA CA, MTR-CODE: 178B3.000 /178D2.011
1.9 D	11/00-	223A6.000	46	1910	AP9017	ALT, (Denso), FOR ALT: 90A, OE-NO 46774430
STILO (192)						
1.2 16V	02/02-11/06	188A5.000	59	1242	4PK673 5PK1150 CT1049 CT1049K1 CT1049WP1	ALT, (AC) ALT, (AC) CA CA CA
1.4 16V	01/04-08/08	192B2.000, 843A1.000	66-70	1368	4PK673 5PK1150 CT1049 CT1049K1 CT1049WP1	ALT, (AC) ALT, (AC) CA CA CA
1.6 16V	10/01-08/08	182B6.000	76	1596	3PK670 4PK917 ELAST 5PK940 4PK917 ELAST T1 CT879 CT879K1	PS AC ALT, WP LENGTH 917 mm, (4 RIBS), AC CA CA



ContiTech



FIAT

STILO (192)

↕	05/05-11/06	192B30	77	1598	5PK1450 5PK1546 CT1077 CT1077K1 CT1077WP1	ALT, (AC) ALT, (AC) CA CA CA
1.8 16V	10/01-08/08	192A4.000	98	1747	6PK1270 6PK1285 CT947 CT947K2	ALT, PS, AC, 03/2003↔ ALT, PS, AC, ↔02/2003 CA CA
1.9 D Multijet	09/05-08/08	192A8.000	88	1910	6PK1256 AP9017 AP9054 VD1065 CT968 CT968K2 CT968WP2	ALT ALT, (Denso), FOR ALT: 90A, OE-NO 46774430, FOR ALT: 105A, OE-NO 46782213 ALT, (Denso), FOR ALT: 90A, OE-NO 51727338, 51859058 (AC) CA CA CA
		937A5.000	110	1910	6PK1360 AP9017 VD1065 CT1105 CT1105K1 CT1105WP1	ALT, AC ALT, (Denso), OE-NO 73503235, FOR ALT: 120A CA, MTR-CODE: 937 A5.000 CA, MTR-CODE: 937 A5.000 CA, MTR-CODE: 937 A5.000
		192A9.000	74	1910	6PK1275 6PK815 AP9017 AP9054 VD1065 CT1106 CT968 CT1106K1 CT968K2 CT1106WP1 CT968WP2	ALT, (AC) ALT, (AC) ALT, (Denso), FOR ALT: 90A, OE-NO 46774430, FOR ALT: 105A, OE-NO 46782213, FOR ALT: 120A, OE-NO 46809068 ALT, (Denso), FOR ALT: 90A, OE-NO 51727338, 51859058 (AC) CA, MTR-NO 4114650↔ CA, ↔MTR-NO 4114649 CA, MTR-NO 4114650↔ CA, ↔MTR-NO 4114649 CA, MTR-NO 4114650↔ CA, ↔MTR-NO 4114649
1.9 D, 1.9 JTD	09/04-08/08	192B5.000	66	1910	6PK1256 6PK1270 6PK800 6PK815 AP9017 AP9054 VD1065 CT968 CT968K2 CT968WP2	ALT, (AC), OE-NO 71744462 ALT, (AC), OE-NO 71739512 ALT, (AC), CH-NO 066903↔ ALT, (AC), ↔CH-NO 066902 ALT, (Denso), FOR ALT: 90A, OE-NO 46774430, FOR ALT: 105A, OE-NO 46782213 ALT, (Denso), FOR ALT: 90A, OE-NO 51727338, 51859058 CA CA CA
1.9 JTD	02/02-08/08	192A3.000	59	1910	6PK1275 6PK815 AP9017 AP9054 VD1065 CT968 CT968K2 CT968WP2	ALT, AC ALT, (AC) ALT, (Denso), FOR ALT: 90A, OE-NO 46774430, FOR ALT: 105A, OE-NO 46782213, FOR ALT: 120A, OE-NO 46809068, 46748353, 60816954, 46823540 ALT, (Denso), FOR ALT: 90A, OE-NO 51727338, 51859058 (AC) CA CA CA





FIAT

STILO (192)

	10/01-08/08	192A1.000, 937A7.000	85	1910	6PK1256 6PK1270 6PK815 AP9017 AP9054 VD1065 CT968 CT968K2 CT968WP2	ALT, (AC), OE-NO 71744462 ALT, (AC), OE-NO 71739512 ALT, (-AC) ALT, (Denso), FOR ALT: 90A, OE-NO 46774430, FOR ALT: 105A, OE-NO 46782213, FOR ALT: 120A, OE-NO 46809068, 46748353 ALT, (Denso), FOR ALT: 90A, OE-NO 51727338, 51859058 (AC) CA CA CA
	01/04-08/08	192A5.000	103	1910	6PK1360 AP9017 AP9054 VD1065 CT1076 CT1076K1	ALT, AC ALT, (Denso), OE-NO 73503235, FOR ALT: 120A ALT, (Denso), FOR ALT: 90A, OE-NO 51727338, 51859058 CA CA
	09/03-08/08	192B1.000, 937A4.000	93-100	1910	AP9017 AP9054	ALT, (Denso), OE-NO 73503235, FOR ALT: 120A ALT, (Denso), FOR ALT: 90A, OE-NO 51727338, 51859058
2.4 20V	10/01-11/06	192A2.000	125	2446	6PK1145 CT877 CT877K3	AC CA CA

STRADA (178E)

1.2	06/99-	178B5.000	54	1242	3PK915 4PK673 4PK698 4PK841 CT927 CT999 CT927K1 CT999K1	PS ALT, (-AC) ALT, (AC) AC CA, ⇨MTR:NO 9042882 CA, MTR:NO 9042883⇨ CA, ⇨MTR:NO 9042882 CA, MTR:NO 9042883⇨
	04/03-	188A4.000	44	1242	3PK915 4PK673 4PK698 4PK841 5PK1190 CT999 CT999K1 CT999WP1	PS ALT, (-AC) ALT, (PS), (AC) AC ALT, (-PS), (AC) CA CA CA
1.3 D Multijet	05/06-	223A9.000	62	1248	4PK1022 ELAST 6PK1080 6PK1310 4PK1022 ELAST T1 AP9035	PS ALT, (AC) ALT, (AC) PS ALT, (AC), (Valeo), OE-NO 46823547, FOR ALT: 90A, OE-NO 46835095, 51784846, FOR ALT: 105A
1.7 TD	06/99-	176A3.000	51	1698	3PK719 4PK905 6PK986 CT611 CT611K1	PS AC ALT, WP CA CA
1.9 D	12/00-	223A6.000	46	1910	6PK1054 6PK1815 AP9017 VD1065 CT995 CT995K2 CT995WP1	ALT, PS ALT, PS, AC ALT, (Denso), FOR ALT: 85A, OE-NO 46763533, FOR ALT: 90A, OE-NO 46774430 CA CA CA





ContiTech



FIAT

STRADA (178E)

↩ 1.9 JTD	04/03-	188A2.000	59	1910	6PK1090 6PK1845 AP9017 VD1065 CT968 CT968K2	ALT, PS ALT, PS, AC ALT, (Denso), FOR ALT: 65A, OE-NO 46782218, FOR ALT: 90A, OE-NO 46774430 CA CA
-----------	--------	-----------	----	------	--	--

TALENTO (290)

1.9 D	03/89-03/94	149B1.000	52	1929	AVX10X913 5PK925 CT613	ALT, ⇨ MTR-NO 0889988 ALT, MTR-NO 0889989⇨ CA
2.0	03/89-03/94	170B	55	1971	AVX10X888 AVX10X925	WP ALT

TEMPRA (159)

1.4 i.e.	03/92-08/96	836A4.000, 160A1.046	51	1372	AVX10X685 AVX10X735 AVX10X865 AVX13X1050 4PK925 4PK925 4PK938 4PK962 5PK925 5PK962 CT605 CT605K1	PS PS, (AUTOM) ALT AC ALT, (AC), (AUTOM) ALT, (PS), (AC), (AUTOM) ALT, (-PS), (-AC) ALT, (AC) ALT, (PS) ALT, (PS), (AC) CA CA
	03/91-08/96	159A2.000	57	1372	AVX10X685 AVX10X735 AVX10X865 AVX13X1050 4PK925 4PK925 4PK962 5PK925 5PK962 CT605 CT605K1	PS PS, (AUTOM) ALT AC ALT, (AC), (AUTOM) ALT, (PS), (AC), (AUTOM) ALT, (AC) ALT, (PS) ALT, (PS), (AC) CA CA
1.6, 1.6 i.e.	03/90-08/96	159A3.000, 159A3.046, 159A3.048, 159B9.000, 835C1.000	51-57	1581	AVX10X685 AVX10X735 AVX10X735 AVX10X865 AVX13X1050 4PK925 4PK925 4PK962 5PK925 5PK962 CT605 CT605K1	PS, 05/1991⇨ PS, ⇨04/1991 PS, (AUTOM) ALT AC ALT, (PS), (AUTOM) ALT, (PS), (AC), (AUTOM) ALT, (AC) ALT, (PS) ALT, (PS), (AC) CA CA
					AVX13X715 AVX13X750 AVX13X825 AVX13X850 AVX13X850 AVX13X875 5PK1010 5PK1040 CT608 CT770 CT833 CT608K3	PS, (AC), ⇨12/1992 PS, (AC), 01/1993⇨ PS, 01/1993⇨, ⇨12/1994 AC PS, ⇨12/1992 PS, 01/1995⇨ ALT, ⇨12/1992 ALT, 01/1993⇨ CA, 01/1993⇨ CA, ⇨12/1992 BS CA





ContiTech



FIAT

TEMPRA (159)



09/93-08/96	835C2.000, 835C4.000, 836A5.000	66-76	1756	AVX13X750 AVX13X825 AVX13X850 AVX13X875 5PK1040 CT608 CT833 CT608K3	PS, (AC) PS, ⇨12/1994 AC PS, 01/1995⇨ ALT CA BS CA
-------------	---------------------------------------	-------	------	--	---

03/90-08/96	159A4.000	81	1756	AVX13X715 AVX13X750 AVX13X825 AVX13X850 AVX13X850 AVX13X875 5PK1010 5PK1040 CT608 CT770	PS, (AC), ⇨12/1992 PS, (AC), 01/1993⇨ PS, 01/1993⇨, ⇨12/1994 AC PS, ⇨12/1992 PS, 01/1995⇨ ALT, ⇨12/1992 ALT, ⇨12/1993⇨ CA, 01/1993⇨ CA, ⇨12/1992
-------------	-----------	----	------	--	---

1.9 D, 1.9 TD	05/90-08/96	149A1.000, 160A6.000, 160A7.000, 160B6.046, 160D1.000	48-66	1929	AVX10X650 AVX10X735 AVX10X950 5PK900 5PK915 5PK940 5PK962 5PK975 5PK990 5PK990 CT617 CT617K1	PS, MTR-NO 1249962⇨ PS, ⇨MTR-NO 1249961 ALT, ENGINE: D ALT, ENGINE: TD ALT, (PS), ENGINE: D AC, ENGINE: TD ALT, (AC), ⇨MTR-NO 0953304, ENGINE: TD ALT, (AC), MTR-NO 0953305⇨, ENGINE: TD AC, ENGINE: D ALT, (AC), ENGINE: D CA CA
---------------	-------------	---	-------	------	---	--

2.0 i.e.	10/90-08/96	159A6.046	83	1995	AVX13X750 AVX13X825 AVX13X850 AVX13X875 4PK1045 4PK1054 5PK1040 5PK1054 CT608 CT833 CT608K3	PS, (AC) PS, ⇨12/1994 AC PS, 01/1995⇨ ALT, (AC), ⇨07/1991 ALT, (AC), ⇨07/1991 ALT, (AC), 08/1991⇨ ALT, 08/1991⇨, (AC) CA BS CA
----------	-------------	-----------	----	------	--	--

2.0 i.e. 4x4	03/92-03/95	159A6.046	83	1995	AVX13X825 AVX13X850 AVX13X850 5PK1030 5PK1054 CT608 CT833 CT608K3	PS AC PS, (AC) ALT ALT, (AC)
--------------	-------------	-----------	----	------	--	--

TIPO (160)

1.1	01/88-10/91	160A3.000	41	1108	AVX10X675 CT503 CT503K1	ALT CA CA
-----	-------------	-----------	----	------	--	-----------------

1.4	07/87-12/89	160A1.000, 160A1.048	52	1372	AVX10X735 AVX10X735 AVX10X850 AVX10X865 AVX13X1050 3PK915 4PK890 4PK915	PS, (AUTOM) PS ALT, ⇨MTR-NO 7131547 ALT, MTR-NO 7131548⇨ AC ALT, ⇨RICAMBI-NO 2125555 ALT, (AC), ⇨MTR-NO 8876503 ALT, RICAMBI-NO 2125556⇨
-----	-------------	-------------------------	----	------	--	---





FIAT

FIAT

TIPO (160)



					4PK925 4PK925 4PK962 5PK925 5PK962 CT605 CT605K1	ALT, (PS), (AUTOM) ALT, (PS), (AC), (AUTOM) ALT, (AC), MTR-NO 8876504⇔ ALT, (PS) ALT, (PS), (AC) CA CA
1.4 ie.	05/89-04/95	159A2.000, 160A1.046, 836A4.000	51-57	1372	AVX10X690 AVX10X735 AVX10X735 AVX10X850 AVX10X865 AVX13X1050 3PK915 4PK890 4PK915 4PK925 4PK925 4PK962 5PK925 5PK962 CT605 CT605K1	PS, 05/1991⇔ PS, ⇔04/1991 PS, (AUTOM) ALT, ⇔MTR-NO 7131547 ALT, MTR-NO 7131548⇔ AC ALT, ⇔RICAMBI-NO 2125555 ALT, (AC), ⇔MTR-NO 8876503 ALT, RICAMBI-NO 2125556⇔ ALT, (PS), (AC), (AUTOM) ALT, (PS), (AUTOM) ALT, (AC), MTR-NO 8876504⇔ ALT, (PS) ALT, (PS), (AC) CA CA
1.6	01/88-10/91	160A2.000	61	1581	AVX10X690 AVX10X735 AVX10X735 AVX10X850 AVX10X865 AVX13X1050 AVX13X1075 3PK915 4PK890 4PK915 4PK925 4PK925 4PK962 5PK925 5PK962 CT605 CT605K1	PS, 05/1991⇔ PS, (AUTOM) PS, ⇔04/1991 ALT, ⇔MTR-NO 7131547 ALT, MTR-NO 7131548⇔ AC ALT, FAN ALT, RICAMBI-NO 2125555⇔ ALT, (AC), ⇔MTR-NO 8876503 ALT, RICAMBI-NO 2125556 ALT, (PS), (AC), (AUTOM) ALT, (PS), (AUTOM) ALT, (AC), MTR-NO 8876504⇔ ALT, (PS) ALT, (PS), (AC) CA CA
1.6 ie.	10/92-04/95	159A3.048, 835C1.000	55	1581	AVX10X690 AVX10X690 AVX10X735 AVX10X850 AVX10X865 AVX13X1050 3PK915 4PK890 4PK915 4PK925 4PK925 4PK962 5PK925 5PK962 CT605 CT605K1	PS PS, 09/1993⇔, (AUTOM) PS, ⇔09/1993, (AUTOM) ALT, ⇔MTR-NO 7131547 ALT, MTR-NO 7131548⇔ AC ALT, RICAMBI-NO 2125555⇔ ALT, (AC), ⇔MTR-NO 8876503 ALT, RICAMBI-NO 2125556 ALT, (PS), (AUTOM) ALT, (PS), (AC), (AUTOM) ALT, (AC), MTR-NO 8876504⇔ ALT, (PS) ALT, (PS), (AC) CA CA
	07/90-01/93	159A3.046	57	1581	AVX10X690 AVX10X735 AVX10X735 AVX10X850 AVX10X865	PS, 05/1991⇔ PS, ⇔04/1991 PS, (AUTOM) ALT, ⇔MTR-NO 7131547 ALT, MTR-NO 7131548⇔





FIAT

TIPO (160)



					AVX13X1050 AC 3PK915 ALT, RICAMBI-NO 2125555⇨ 4PK890 ALT, (AC), ⇨MTR-NO 8876503 4PK915 ALT, RICAMBI-NO 2125556 4PK925 ALT, (PS), (AUTOM) 4PK925 ALT, (PS), (AC), (AUTOM) 4PK962 ALT, (AC), MTR-NO 8876504⇨ 5PK925 ALT, (PS) 5PK962 ALT, (PS), (AC) CT605 CA CT605K1 CA
	02/88-05/91	149C2.046	66	1595	AVX10X690 PS, 05/1991⇨ AVX10X735 PS, ⇨04/1991 AVX10X735 PS, (AUTOM) AVX13X1050 AC 3PK915 ALT, RICAMBI-NO 2125555⇨ 4PK890 ALT, (AC), ⇨MTR-NO 8876503 4PK915 ALT, RICAMBI-NO 2125556 4PK925 ALT, (PS), (AC), (AUTOM) 4PK925 ALT, (PS), (AUTOM) 4PK962 ALT, (AC), MTR-NO 8876504⇨ 5PK925 ALT, (PS) 5PK962 ALT, (PS), (AC) CT670 CA CT670K1 CA
1.7 D	01/88-10/95	149B4.000	43-45	1697	AVX10X650 PS AVX10X913 ALT, ⇨MTR-NO 0622598 AVX10X950 ALT, MTR-NO 0622599⇨ 5PK915 ALT, (PS) 5PK990 AC CT615 CA CT615K1 CA
1.8 ie	03/93-04/95	835C2.000, 835C4.000, 836A5.000	66-76	1756	AVX13X750 PS, (AC) AVX13X825 PS AVX13X850 AC 5PK1040 ALT 5PK1054 ALT, (AC) CT608 CA CT833 BS CT608K3 CA
1.8 ie.	10/90-06/93	159A4.000	81	1756	AVX13X715 PS, (AC) AVX13X850 PS, (-AC), AC 5PK1010 ALT, WP CT770 CA
	10/94-04/95	159A4.000	74	1756	AVX13X750 PS, (AC) AVX13X825 PS AVX13X850 AC 5PK1040 ALT 5PK1054 ALT, (AC) CT770 CA
	10/90-06/93	159A4.046	77	1756	AVX13X715 PS, (AC), ⇨12/1992 AVX13X750 PS, (AC), 01/1993⇨ AVX13X825 PS, 01/1993⇨ AVX13X850 AC AVX13X850 PS, ⇨12/1992 5PK1010 ALT, ⇨12/1992 5PK1040 ALT, 01/1993⇨ 5PK1054 ALT, (AC) CT587 CA, MTR-NO 1066636⇨, ENGINE: 16V CT608 CA, 01/1993⇨, ENGINE: 8V CT608 CA, ⇨MTR-NO 1066635, ENGINE: 16V





FIAT

TIPO (160)



					CT770 CT833 CT608K3	CA, ⇨12/1992, ENGINE: 8V BS CA
1.9 D	07/91-08/96	160A7.000, 149A1.000	48	1929	AVX10X650 AVX10X735 5PK915 5PK990 5PK990 CT617 CT617K1	PS, MTR-NO 1249962⇨ PS, ⇨MTR-NO 1249961 ALT ALT, (AC) AC CA CA
1.9 TD	03/92-06/93	160B6.046	59	1929	AVX10X650 AVX10X735 5PK906 5PK940 5PK962 5PK975 5PK990 CT617 CT617K1	PS, MTR-NO 1249962⇨ PS, ⇨MTR-NO 1249961 ALT AC, MTR-NO 1167659⇨ ALT, (AC), ⇨MTR-NO 0953304 ALT, (AC), MTR-NO 0953305⇨ AC, ⇨MTR-NO 1167658 CA CA
	09/90-04/95	160A6.046, 160D1.000, 160A6.000	66	1929	AVX10X650 AVX10X735 5PK906 5PK940 5PK962 5PK975 5PK990 CT617 CT617K1	PS, MTR-NO 1249962⇨ PS, ⇨MTR-NO 1249961 ALT, (AC) AC, MTR-NO 1167659⇨ ALT, (AC), ⇨MTR-NO 0953304 ALT, (AC), MTR-NO 0953305⇨ AC, ⇨MTR-NO 1167658 CA CA
2.0 16V, 2.0 i.e. 16V Sport	07/91-04/95	160A8.046, 836A3.000	102- 107	1995	AVX13X750 AVX13X825 AVX13X850 5PK1040 5PK1054 CT833 CT931 CT931K1	PS, (AC) PS AC ALT ALT, (AC) BS CA CA
2.0 i.e.	03/90-04/95	159A5.046	80-83	1995	AVX13X750 AVX13X825 AVX13X850 4PK1045 4PK1054 5PK1040 5PK1054 CT608 CT833 CT608K3	PS, (AC) PS AC ALT, (AC), ⇨07/1991 ALT, (AC), ⇨07/1991 ALT, (AC), 08/1991⇨ ALT, 08/1991⇨, (AC) CA BS CA
ULYSSE (179AX)						
2.0	08/02-06/11	RFN (EW10J4)	100	1997	6PK1190 6PK1705 CT1138 CT1138K1 CT1138WP1	ALT, PS ALT, AC, PS CA CA CA
2.0 D Multijet	05/06-06/11	RHK	88	1997	6PK1217 AP9013 AP9023 AP9038 AP9040 VD1092 CT1091	ALT ALT, (Valeo), OE-NO 71733552, FOR ALT: 150A ALT, (Bosch), FOR ALT: 150A, OE-NO 964065480 ALT, (Valeo), FOR ALT: 150A, OE-NO 9640878780, 71732307 ALT, (Mitsubishi), FOR ALT: 180A, OE-NO 9646065180, ALT-No: A004TJ0084 CA





FIAT

ULYSSE (179AX)



					CT1091K1 CT1091WP1	CA CA
		RHR	100	1997	6PK1217 AP9013 AP9023 AP9038 AP9040 VD1092 CT1091 CT1091K1 CT1091WP1	ALT ALT, (Valeo), OE-NO 71733552, FOR ALT: 150A ALT, (Bosch), OE-NO 9646065480, FOR ALT: 150A ALT, (Valeo), FOR ALT: 150A, OE-NO 9640878780, 71732307 ALT, (Mitsubishi), FOR ALT: 180A, OE-NO 9646065180, ALT-No: A004TJ0084 CA CA CA
2.0 JTD	08/02-08/06	RHW (DW10ATED4)	80	1997	6PK1740 6PK1740D1 AP9013 AP9023 AP9038 VD1080 VD1095 MS02 CT1063 CT1063K2 CT1063WP1	ALT, (AC) ALT, (AC), ⇨ 11/2004 ALT, (Valeo), OE-NO 71733552, FOR ALT: 150A ALT, (Bosch), OE-NO 9646065480, FOR ALT: 150A, 12/2002⇨ ALT, (Valeo), FOR ALT: 150A, OE-NO 9640878780, 71732307 ⇨ 11/2004 12/2004⇨ ONLY WITH VD1080, VD1095 CA CA CA
	05/03-08/06	RHM (DW10ATED4)	79	1997	6PK1740 AP9013 AP9023 AP9038 VD1095 CT1063 CT1063K2 CT1063WP1	ALT, PS, AC ALT, (Valeo), OE-NO 71733552, FOR ALT: 150A ALT, (Bosch), OE-NO 9646065480, FOR ALT: 150A ALT, (Valeo), FOR ALT: 150A, OE-NO 9640878780, 71732307 CA CA CA
2.2 D Multijet	03/08-06/11	4HS, 4HT (DW12BTED4)	125	2179	6PK1205 AP9013 AP9023 AP9038 AP9040 CT1142 CT1142K1	ALT ALT, (Valeo), OE-NO 71733552, 71748885, FOR ALT: 150A, OE-NO 9661544880, FOR ALT: 180A ALT, (Bosch), FOR ALT: 150A, OE-NO 964065480 ALT, (Valeo), FOR ALT: 150A, OE-NO 9640878780, 71732307 ALT, (Mitsubishi), FOR ALT: 180A, OE-NO 9646065180, ALT-No: A004TJ0084 CA CA
2.2 JTD	08/02-08/06	4HW (DW12ATED4)	94	2179	6PK1740 6PK1740D1 AP9013 AP9023 AP9038 AP9040 VD1080 VD1095 MS02 CT1037 CT1037K2	ALT, (AC) ALT, (AC), ⇨ 11/2004 ALT, (Valeo), OE-NO 71733552, 71748885, FOR ALT: 150A, OE-NO 9661544880, FOR ALT: 180A ALT, (Bosch), FOR ALT: 150A, OE-NO 964065480 ALT, (Valeo), FOR ALT: 150A, OE-NO 9640878780, 71732307 ALT, (Mitsubishi), FOR ALT: 180A, OE-NO 9646065180, ALT-No: A004TJ0084 ⇨ 11/2004, ⇨ ORG-NO 10248 11/2004⇨, ORG-NO 10249⇨ ONLY WITH VD1080, VD1095 CA CA, 05/2004⇨
3.0	08/02-06/11	XFW	150	2946	6PK1590 CT1052	ALT, PS, AC CA





FIAT


ULYSSE (179AX)

					CT1052K1	CA
--	--	--	--	--	-----------------	----

ULYSSE (220)

1.8	05/97-08/02	LFW	73	1761	6PK1070 6PK1080 6PK1605 CT754 CT754K1 CT754WP1	ALT, (VALEOA11V123), (VALEOA11V149), FOR ALT: 70A ALT, (MITSUA002T37691), (MITSUA004T02891), FOR ALT: 80A, FOR ALT: 90A ALT, AC CA CA CA
1.9 TD	02/95-08/02	DHX (XUD9TF/L)	66	1905	6PK1105 6PK1110 6PK1740 VD1086 MS01 CT1061 CT1061K2 CT1061WP1	ALT ALT ALT, AC ONLY WITH VD1086 CA CA CA, ⇨ ORG-NO 07390, ⇨ 03/1997
2.0, 2.0 Turbo	06/94-08/02	RFU (XU10J2C), RGX (XU10J2CTE)	89-108	1998	6PK1070 6PK1080 6PK1605 6PK1660 CT754 CT754K1	ALT, (VALEOA11V123), (VALEOA11V149), FOR ALT: 70A ALT, (MITSUA002T37691), (MITSUA004T02891), FOR ALT: 80A, FOR ALT: 90A ALT, AC, 01/1997⇨ ALT, AC, ⇨ 01/1997 CA CA
2.0 16V	05/98-09/00	RFV	97	1998	6PK1165 6PK1605 CT955 CT955K1	ALT ALT, AC CA CA
	09/00-08/02	RFN	100	1997	6PK1190 6PK1705 CT1138 CT1138K1 CT1138WP1	ALT, PS ALT, AC, PS CA CA CA
2.0 JTD	10/99-08/02	RHZ	80	1997	6PK1468 6PK1740 6PK1750 6PK1468D1 6PK1740D1 6PK1750D2 AP9013 AP9023 AP9038 VD1080 MS01 CT1063 CT987 CT1063K2 CT987K1 CT987K2 CT1063WP1 CT987WP1 CT987WP2	ALT, (AC) ALT, (AC), (SANDEN) ALT, (AC), (DELPHI) ALT, (AC) ALT, (AC), (SANDEN) ALT, (AC), (DELPHI) ALT, (Valeo), FOR ALT: 150A, OE-NO 71733552 ALT, (Bosch), FOR ALT: 150A, OE-NO 964065480, 01/2001⇨ ALT, (Valeo), OE-NO 9621791480, FOR ALT: 150A, ALT, (Valeo), FOR ALT: 150A, OE-NO 9640878780, 9636060780 ONLY WITH VD1080 CA, MTR-CODE: RHW CA, MTR-CODE: RHZ CA, MTR-CODE: RHW CA, MTR-CODE: RHZ, ⇨ 04/2000 CA, MTR-CODE: RHZ, 04/2000⇨ CA, MTR-CODE: RHW CA, MTR-CODE: RHZ, ⇨ 04/2000 CA, MTR-CODE: RHZ, 04/2000⇨
2.0 JTD 16V	05/99-08/02	RHW (DW10ATED4)	80	1997	AP9013 AP9023 AP9038	ALT, (Valeo), OE-NO 71733552, FOR ALT: 150A ALT, (Bosch), FOR ALT: 150A, OE-NO 964065480 ALT, (Valeo), OE-NO 9621791480, FOR ALT: 150A, ALT, (Valeo), FOR ALT: 150A, OE-NO 9640878780,





FIAT						
ULYSSE (220)						
↔ 2.1 TD	03/96-10/99	P8C	80	2088	6PK1105 6PK1110 6PK1733 VD1088 CT772 CT772K1 CT772WP1	ALT, PS ALT, PS ALT, PS, AC CA CA CA
UNO (146A/E)						
1.0 iE	05/98-08/00	156A2.246	34	999	4PK673 CT973 CT997 CT973K1 CT997K1 CT973WP1 CT997WP1	ALT CA, ⇄MTR:NO 9042883 CA, MTR:NO 9042884⇄ CA, ⇄MTR:NO 9042883 CA, MTR:NO 9042884⇄ CA, ⇄MTR:NO 9042883 CA, MTR:NO 9042884⇄
1.3 Super Diesel	06/83-03/92	146B1.000, 127A5.000	33	1302	AVX10X1000 AVX10X1065 CT677	ALT, ⇄12/1984 ALT, 01/1985⇄ CA
1.3 Turbo i.e.	04/85-03/91	146A2.000, 146A2.146, 146A2.246	73-77	1301	AVX10X838 CT594 CT594K3	ALT CA CA
1.4 Turbo i.e.	12/89-12/96	146A8.000	87	1372	4PK905 CT605 CT605K1	ALT CA CA, MTR-CODE: 146A8.000
	09/89-09/93	146A8.046	82	1372	4PK905 CT605 CT605K1	ALT CA CA
1.7 D	11/94-08/00	146B2.000	43	1697	AVX10X913 3PK719 4PK855 CT611	ALT WP, (PS) AC CA
1.9 D	09/89-03/94	149B5.046	44	1929	AVX10X913 CT615 CT615K1	ALT CA CA
45 0.9	03/83-09/92	146A.000, 146A.1000	33	903	AVX10X800	ALT
45 1.0	06/86-12/93	156A2.048, 156A2.100	32	999	AVX10X675 3PK690 CT503 CT997 CT503K1 CT997K1	ALT ALT CA, ⇄MTR:NO 9042883 CA, MTR:NO 9042884⇄ CA, ⇄MTR:NO 9042883 CA, MTR:NO 9042884⇄
			37	999	AVX10X800	ALT
45 i.e. 1.0	04/84-10/95	156A2.246	33	999	AVX10X675 3PK690 4PK545 4PK785 CT503 CT997 CT503K1 CT997K1	ALT ALT ALT, (AC) AC CA, ⇄MTR:NO 9042883 CA, MTR:NO 9042884⇄ CA, ⇄MTR:NO 9042883 CA, MTR:NO 9042884⇄
			37	999	AVX10X675 3PK690 CT503 CT503K1	ALT ALT CA CA
50 1.1	01/86-12/89	146A4.044	37	1116	AVX10X675 3PK690 CT503 CT503K1	ALT ALT CA CA
			37	1108	AVX10X675 3PK690 CT503 CT997 CT503K1 CT997K1	ALT ALT CA, ⇄MTR:NO 9042883 CA, MTR:NO 9042884⇄ CA, ⇄MTR:NO 9042883 CA, MTR:NO 9042884⇄

FIAT





ContiTech



FORD

FIAT

UNO (146A/E) ↔ 50 i.e. 1.1	06/92-12/93	146C3.000	36	1116	AVX10X1000 ALT CT503 CA CT702 CA CT503K1 CA
55 1.1	01/83-08/89	138B.000	40	1116	AVX10X825 ALT CT594 CA, (CAT) CT647 CA CT594K2 CA, (CAT), ⇨CH-NO 967609, 1821989 CT647K2 CA, ⇨MTR-NO 5782517 CT647K5 CA, CH-NO 967610,1821990⇨
60 1.1	05/85-08/89	146A4.048	43	1116	AVX10X675 ALT, 01/1989⇨ AVX10X825 ALT, ⇨12/1988 AVX10X825 ALT, (SELECTA), 01/1989⇨ 3PK690 ALT, 01/1989⇨ CT594 CA, (CAT) CT647 CA CT594K2 CA, (CAT), ⇨CH-NO 967609, 1821989 CT647K2 CA, ⇨MTR-NO 5782517 CT647K5 CA, CH-NO 967610 / 1821990⇨
60 Diesel 1.7	07/86-08/89	149B3.000	44	1698	AVX10X888 ALT, ⇨12/1988 AVX10X913 ALT, 01/1989⇨ CT611 CA CT611K1 CA
	09/89-12/93	146B2.000	42	1698	AVX10X913 ALT CT611 CA CT611K1 CA
70 1.3	01/83-08/89	138B2.000,	48-50	1302	AVX10X825 ALT CT594 CA, (CAT) CT647 CA CT594K2 CA, (CAT), ⇨MTR-NO 5771822 CT647K2 CA, ⇨MTR-NO 5783767 CT647K5 CA, MTR-NO 5771823⇨
		149A7.000			
70 i.e. 1.4	09/89-12/93	160A1.046	51	1372	AVX10X865 ALT 4PK915 ALT 4PK962 ALT, (AC) CT605 CA CT605K1 CA
70 S 1.4	09/89-10/92	160A1.048	52	1372	AVX10X865 ALT, (AC) 4PK962 ALT, (AC) CT605 CA CT605K1 CA
70 TD 1.4	10/86-10/90	146B.000,	52	1367	AVX10X888 ALT CT609 CA CT609K1 CA
		146B3.000			
75 i.e. 1.5	10/85-12/93	138C2.048,	55	1499	AVX10X825 ALT, ⇨12/1988 4PK962 ALT, (AC), 01/1989⇨ 5PK890 AC, 01/1989⇨ CT594 CA, (CAT) CT647 CA CT594K3 CA
		149C1.000			
X 1/9 (128 AS) 1.5	11/78-12/89	138AS.000, 138BS.031	56-63	1499	AVX10X550 ALT, (AC) AVX10X685 WP, (AC) AVX10X825 ALT AVX10X825 AC CT594 CA CT594K2 CA

FORD

B-MAX 1.4	10/12-		66	1388	6PK1019 ELAST ALT, (AC)
---------------------	--------	--	----	------	--------------------------------



FORD						
B-MAX						
					6PK1029 ELAST CT881 CT881K3 CT881WP2	ALT, (AC) CA CA CA
1.5 TDCi	10/12-		55	1499	6PK800 6PK976 VD1096 CT1162	ALT, (AC) ALT, (AC) CA
1.6 TDCi	10/12-	T3JB	70	1560	6PK800 6PK976 VD1096 CT1162	ALT, (AC) ALT, (AC) CA
1.6 Ti	10/12-	IQJA	77	1596	6PK1019 ELAST 6PK1029 ELAST CT881 CT881K3 CT881WP2	ALT, (AC) ALT, (AC) CA CA CA
CAPRI III (GECF)						
1.3	01/78-06/85	J1E	40	1298	AVX10X800 CT685 CT685K1	ALT CA CA
1.6	01/78-04/87	LCN	54	1593	AVX10X865 CT685 CT685K1	ALT CA CA
2.0	01/78-12/85		64	1994	AVX10X865 AVX10X875 CT687 CT687K1	ALT, NOT FOR SWITZERLAND ALT, SWITZERLAND CA CA
		NEN, OHCTL20H	74	1993	11,9X1042Ld 11,9X868Ld AVX10X865 CT685 CT687 CT687K1	ALT, (PS) ALT, 04/1981 ⇨ ALT, ⇨04/1981 CA, OE-NO 1558385, 6139910 CA, OE-NO 1558384, 6139911 CA
2.3 Super	06/79-12/85	YYN	84	2294	11,9X985Ld AVX13X1275	ALT PS
2.8 i Turbo	01/82-04/87	PYN	138	2792	AVX10X1000 AVX10X975 AVX13X1275	ALT, TURBOC, 2x ALT, 2x PS
2.8 Super Injection	01/81-04/87	PRN	118	2792	11,9X985Ld AVX13X1250	ALT, 2X PS
C-MAX						
1.6	02/07-	HWDA, HWDB, SHDA, SHDB, SHDC	74	1596	5PK868 ELAST 6PK1059 ELAST 6PK1059 ELAST T2 CT881 CT881K3 CT881K5 CT881WP2	AC ALT ALT, (AC) CA CA, ⇨08/2009 CA, 08/2009⇨ CA, ⇨08/2009
1.6 TDCi	02/07-	G8DC, MTDA	74	1560	AP9029	ALT, (Denso), FOR ALT: 120A, OE-NO 8M5T-10300-PB, 3M5T-10300-PC, 3M5T-10300-PD, FOR ALT: 150A, OE-NO 8M5T-10300-YB, 3M5T-10300-YC, 3M5T-10300-YD, MTR-CODE: G8DC
		G8DA, G8DB, G8DD, HHDA, HHDB, GPDA	66-80	1560	6PK800 6PK976 AP9029 VD1094 MS08	ALT, (AC) ALT, (AC) ALT, (Denso), FOR ALT: 120A, OE-NO 8M5T-10300-PB, 3M5T-10300-PC, 3M5T-10300-PD, FOR ALT: 150A, OE-NO 8M5T-10300-YB, 3M5T-10300-YC, 3M5T-10300-YD ONLY WITH VD1094



ContiTech



FORD

C-MAX



					CT1092 CT1092K1 CT1092WP1	CA CA CA
1.8 TDCi	02/07-	KKDA	85	1753	6PK1360 6PK1520 AP9045 AP9046 CT983 CT983K1	ALT, (AC) ALT, (AC) ALT, (Denso), FOR ALT: 105A, OE-NO 4M5T-10300-CC, 4M5T-10300-LC, FOR ALT: 150A, OE-NO 4M5T-10300-BC, 4M5T-10300-UC, OPT ALT, (Denso), FOR ALT: 105A, OE-NO 4M5T-10300-CC, 4M5T-10300-LC, FOR ALT: 150A, OE-NO 4M5T-10300-BC, 4M5T-10300-UC CA CA
1.8, 1.8 Flexifuel	02/07-	Q7DA, QQDA, QQDB	92	1798	5PK705 ELAST 6PK1249 ELAST 6PK1306 5PK705 ELAST T1	AC ALT, 01/2008⇔ ALT, ⇔12/2007 AC
2.0	02/07-	AODA, AODB, SYDA, AODE	107	1999	5PK705 ELAST 6PK1249 ELAST 6PK1306 5PK705 ELAST T1	AC ALT, 01/2008⇔ ALT, ⇔12/2007 AC
2.0 TDCi	02/07-	G6DC, G6DE, G6DF	98	1997	AP9029	ALT, (Denso), FOR ALT: 120A, OE-NO 3M5T-10300-PB, 3M5T-10300-PC, 3M5T-10300-PD, FOR ALT:
		G6DA, G6DB, G6DD, G6DG	100	1997	6PK1217 AP9029 CT1091 CT1091K1 CT1091WP1	150A, OE-NO 3M5T-10300-YB, 3M5T-10300-YC, 3M5T-10300-YDALTALT, (Denso), FOR ALT: 120A, OE-NO 3M5T-10300-PB, 3M5T-10300-PC, 3M5T-10300-PD, FOR ALT: 150A, OE-NO 3M5T-10300-YB, 3M5T-10300-YC, 3M5T-10300-YD CA CA CA
	02/08-	IXDA	81	1997	6PK1217 AP9029 CT1091 CT1091K1 CT1091WP1	ALT ALT, (Denso), FOR ALT: 120A, OE-NO 3M5T-10300-PD CA CA CA
C-MAX II						
1.6 EcoBoost	12/10-	JQDA, JQDB	110	1596	6PK1555 CT881	ALT CA
1.6 TDCi	12/10-	T1DA, T1DB, T3DA, T3DB	70-85	1560	6PK800 6PK962 VD1096 CT1162	ALT, (AC) ALT, (AC) CA
1.6 Ti	12/10-	PNDA	92	1596	CT881	CA
		IQDA, IQDB	77	1596	6PK1019 ELAST CT881 CT881K5	ALT, (AC) CA CA
2.0 TDCi	12/10-	TXDB, TYDA, UFDB	85-120	1997	6PK1244 CT1140 CT1140K1	ALT CA CA
COUGAR (EC.)						
2.0 16V	08/98-12/01	EDBA, EDBB, EDBC, EDBD	96	1988	6PK1973 6PK2000 6PK2120 CT978 CT978K1 CT978K2	ALT, (PS), (-AC) ALT, (PS), (AC), (AUTOM) ALT, (PS), (AC), (MANL) CA CA, 02/1999⇔ CA, ⇔01/1999
2.5 ST 200	01/00-12/01	SGA	151	2495	3PK683 6PK1805 6PK2077	WP ALT, ⇔09/2000 ALT, 09/2000⇔





FORD						
COUGAR (EC.)						
↔ 2.5 V6 24V	08/98-12/01	LCBA, LCBB, LCBC, LCBE	125	2495-2544	∞ 3PK683 ∞ 6PK1820 ∞ 6PK2077	WP ALT, ⇨09/2000 ALT, 09/2000⇨
ECONOVAN (KBA, KCA)						
1.4	03/86-03/92	UC	48	1416	∞ AVX10X825	ALT
2.0 D	03/86-03/92	RF	41	1998	∞ AVX13X1100 ∞ AVX13X920 ▲ CT832	ALT AC CA
ESCORT '81 Express (AVA)						
1.1	03/81-02/86	GLB	37	1117	∞ 11,9X772Ld ∞ AVX10X818 ∞ AVX10X825 ▲ CT688	ALT, ENGINE: CVH ALT, ENGINE: OHV, ⇨08/1983 ALT, ENGINE: OHV, 08/1983⇨ CA, ENGINE: CVH
1.3	03/81-02/86	JPA	51	1296	∞ 11,9X772Ld ∞ 11,9X793Ld ∞ 11,9X806Ld ∞ AVX10X818 ∞ AVX10X825 ▲ CT688	ALT, ENGINE: CVH, 04/1984⇨ ALT, ENGINE: CVH, ⇨05/1983 ALT, ENGINE: CVH, 05/1983⇨, ⇨04/1984 ALT, ENGINE: OHV, ⇨08/1983 ALT, ENGINE: OHV, 08/1983⇨ CA, ENGINE: CVH
1.6	03/81-02/86		61	1567	∞ 11,9X758Ld ∞ 11,9X768Ld ∞ AVX10X625 ∞ AVX13X850 ▲ CT690 ▲ CT690K1	ALT, (AC), (CARB) ALT, (AC), (PETR INJ) ALT, (AC) AC CA, MTR-CODE: HL16L CA, MTR-CODE: HL16L
1.6 D	02/84-02/86	LTA	40	1608	∞ AVX10X850 ▲ CT616 ▲ CT616K1	ALT CA CA, MTR-CODE: D16
ESCORT '86 Express (AVF)						
1.1	05/86-07/90	GSG	37	1117	∞ 11,9X793Ld ∞ AVX10X825	ALT, 08/1988⇨ ALT, ⇨08/1988
1.3	07/88-07/90	JBA	46	1297	∞ 11,9X758Ld ∞ AVX10X800 ∞ AVX10X813 ∞ AVX10X825 ∞ 4PK1190 ∞ 4PK841 ▲ CT688	ALT, ENGINE: CVH ALT, ENGINE: OHV, 08/1988⇨, ⇨04/1989 ALT, ENGINE: OHV, 04/1989⇨ ALT, ENGINE: OHV, ⇨08/1988 ALT, PS, AC AC CA
1.4 i	02/86-07/90	F6B, F6D, FUC	54	1392	∞ 11,9X758Ld ∞ 11,9X768Ld ∞ 11,9X793Ld ∞ AVX10X625 ∞ AVX13X850 ∞ 6PK915 ▲ CT690 ▲ CT690K1	ALT, (AC), ⇨12/1988, (CARB) ALT, (AC), (PETR INJ) ALT, (AC), 12/1988⇨, (CARB) ALT, (AC), ⇨12/1988 AC ALT, (AC), 01/1989⇨ CA, MTR-CODE: HL14 CVH CA, MTR-CODE: HL14 CVH
1.6	02/86-07/90	LUC	60	1597	∞ 11,9X758Ld ∞ 11,9X768Ld ∞ AVX10X625 ∞ AVX13X850 ▲ CT690 ▲ CT690K1	ALT, (AC), (CARB) ALT, (AC), (PETR INJ) ALT, (AC) AC CA CA
1.6 D	02/86-07/90	LTA	40	1608	▲ CT616 ▲ CT616K1	CA CA, MTR-CODE: D16
1.8 D	07/88-07/90	RTA, RTB	44	1753	∞ 3PK648 ∞ 5PK1010 ∞ 5PK1010 ▲ CT901(SET) ▲ CT901K1	ALT ALT, AC ALT, PS CA CA
ESCORT '91 Express (AVL)						
1.3	07/90-12/94	JBD	46	1299	∞ 11,9X793Ld ∞ 4PK825	ALT AC





FORD

ESCORT '91 Express (AVL)

↔					∞	4PK860	PS
1.4	07/90-12/94	F6F, F6G	52	1391	∞	11,9X758Ld	ALT
					∞	6PK1420	ALT, PS
					∞	6PK1635	ALT, PS, AC
					∞	6PK995	ALT, AC
					▲▲▲	CT690	CA, ⇨04/1992
					▲▲▲	CT729	CA, 05/1992⇨
					▲▲▲	CT690K1	CA, ⇨04/1992
					▲▲▲	CT729K1	CA, 05/1992⇨
1.8 D	07/90-12/94	RTH	44	1753	∞	3PK648	ALT, ⇨05/1991
					∞	3PK675	ALT, 05/1991⇨
					∞	5PK1010	ALT, AC
					∞	5PK1010	ALT, PS
					▲▲▲	CT901(SET)	CA
					▲▲▲	CT901K1	CA

ESCORT '95 Express (AVL)

1.4	01/95-	F4B	54	1391	∞	AVX10X763	ALT
					∞	6PK1000	ALT, AC
					∞	6PK1413	ALT, PS
					∞	6PK1635	ALT, PS, AC
					▲▲▲	CT729	CA
					▲▲▲	CT729K1	CA, MTR-CODE: HL14 CVH
1.8 D	01/95-	RTF, RTH	44	1753	∞	4PK654	PS
					∞	5PK1015	ALT, (-AC), (PS)
					∞	5PK1035	ALT, (AC), (PS)
					∞	5PK698	ALT, (-AC), (-PS)
					▲▲▲	CT901(SET)	CA
					▲▲▲	CT901K1	CA, ⇨09/1995
					▲▲▲	CT901K2	CA, 10/1995⇨, ⇨09/1996
					▲▲▲	CT901K3	CA, 10/1996⇨
					▲▲▲	CT901K4	CA, 10/1995⇨, ⇨09/1996, OPT
					▲▲▲	CT901WP1	CA, 10/1996⇨
1.8 Turbo D	12/95-06/01	RVA	51	1753	∞	4PK654	PS
					∞	5PK1015	ALT, (-AC), (PS)
					∞	5PK1035	ALT, (AC), (PS)
					∞	5PK698	ALT, (-AC), (-PS)
					▲▲▲	CT901(SET)	CA
					▲▲▲	CT901K2	CA, ⇨09/1996
					▲▲▲	CT901K3	CA, 10/1996⇨
					▲▲▲	CT901K4	CA, ⇨09/1996, OPT
					▲▲▲	CT901WP2	CA, 10/1996⇨

ESCORT CLASSIC (AAL, ABL, ANL)

1.6 16V	10/98-07/00	L1E	66	1597	∞	6PK1555	ALT, AC
					∞	6PK1653	ALT, PS, (AUTOM)
					∞	6PK1675	ALT, PS, (MANL)
					∞	6PK1920	ALT, PS, AC
					∞	6PK915	ALT
					▲▲▲	CT728	CA
					▲▲▲	CT728K1	CA
1.8 TD	10/98-07/00	RFD, RFK	66	1753	∞	4PK654	PS
					∞	5PK1035	ALT, (PS), (AC)
					∞	5PK1145	ALT, (PS), (-AC)
					∞	5PK710	ALT, (-PS), (-AC)
					▲▲▲	CT901(SET)	CA
					▲▲▲	CT901K3	CA
					▲▲▲	CT901WP2	CA

ESCORT II Kombi

1.3	08/76-07/81		40	1293	∞	AVX10X813	ALT, ENGINE: OHV
					∞	AVX10X865	ALT, ENGINE: OHC

ESCORT III (GAA, ALD, AWA)

1.1	09/80-08/83	GLB, GMA, GPA	40-43	1117	∞	11,9X772Ld	ALT, ENGINE: CVH
					∞	AVX10X818	ALT, ENGINE: OHV, ⇨08/1983





FORD

ESCORT III (GAA, ALD, AWA)

						CT688	CA, ENGINE: CVH
	08/83-12/85	GSE	37	1117		11,9X772Ld	ALT, ENGINE: CVH
						AVX10X818	ALT, ⇨08/1983, ENGINE: OHV
						AVX10X825	ALT, 08/1983⇨, ENGINE: OHV
						CT688	CA, ENGINE: CVH
1.3	09/80-12/85	JPA	51	1296		11,9X772Ld	ALT, 04/1984⇨, ENGINE: CVH
						11,9X793Ld	ALT, ⇨05/1983, ENGINE: CVH
						11,9X806Ld	ALT, 05/1983⇨, ⇨04/1984, ENGINE: CVH
						AVX10X818	ALT, ⇨08/1983, ENGINE: OHV
						AVX10X825	ALT, 08/1983⇨, ENGINE: OHV
						CT688	CA, ENGINE: CVH
1.6	09/80-12/85	LP1, LPA	58	1597		11,9X772Ld	ALT, 04/1984⇨, ENGINE: CVH
						11,9X793Ld	ALT, ⇨05/1983, ENGINE: CVH
						11,9X806Ld	ALT, 05/1983⇨, ⇨04/1984, ENGINE: CVH
						AVX10X818	ALT, ⇨08/1983, ENGINE: OHV
						AVX10X825	ALT, 08/1983⇨, ENGINE: OHV
						CT690	CA
						CT690K1	CA, MTR-CODE: HL16 CVH, 06/1983⇨
	09/80-10/82	LUA	71	1597		11,9X793Ld	ALT
						CT690	CA
						CT690K1	CA, MTR-CODE: HL16 CVH
1.6 D	02/84-12/85	LTA	40	1608		AVX10X850	ALT
						CT616	CA
						CT616K1	CA, MTR-CODE: D16
1.6 i, 1.6 RS Turbo	09/83-12/85	LR1, LRA, LNA	77-97	1597		11,9X783Ld	ALT
						CT690	CA
						CT690K1	CA, MTR-CODE: HL16 CVH
1.6 XR3i	10/82-12/85	LR1, LRA	77	1597		11,9X783Ld	ALT, 05/1983⇨
						11,9X793Ld	ALT, ⇨05/1983
						CT690	CA
						CT690K1	CA, MTR-CODE: HL16 CVH, 06/1983⇨
1.6, 1.6 i	05/83-07/86	CHT1600, L4B	48-66	1555-1597		11,9X783Ld	ALT, (PETR INJ)
						11,9X793Ld	ALT, (CARB)
						CT690	CA
						CT690K1	CA
RS 1600i	05/82-12/85	LUAE	85	1597		11,9X783Ld	ALT, 08/1983⇨
						11,9X793Ld	ALT, ⇨08/1983
						CT690	CA
						CT690K1	CA, MTR-CODE: HL16 CVH, 06/1983⇨

ESCORT IV (GAF, AWF, ABFT, ALF, AWF, AVF)

1.1	12/85-07/90	GSG	37	1117		AVX10X825	ALT
						CT688	CA, ENGINE: CVH
1.3	11/86-07/88		51	1296		AVX10X1165	ALT
						6PK915	ALT, AC
						CT690	CA
	07/88-10/90	JBA	46	1297		11,9X758Ld	ALT, ENGINE: CVH, ⇨08/1990
						11,9X793Ld	ALT, 08/1988⇨
						AVX10X825	ALT, ⇨08/1988
						4PK825	ALT, (AC)
						4PK860	ALT, (PS)
						CT688	CA
	01/86-07/90	JLA, JLB, JBB	44	1297		11,9X758Ld	ALT, ENGINE: CVH
						AVX10X800	ALT, 08/1988⇨, ⇨04/1989, ENGINE: OHV
						AVX10X813	ALT, 04/1989⇨, ENGINE: OHV
						AVX10X825	ALT, ⇨08/1988, ENGINE: OHV
						4PK1190	ALT, PS, AC, 01/1988⇨, ⇨10/1989
						4PK841	AC, 10/1989⇨
1.4	01/86-07/90	F6B, F6D, FUC	54	1392		11,9X772Ld	ALT
						6PK844	AC, ⇨10/1989
						6PK915	AC, 10/1989⇨
						6PK995	ALT, AC



FORD

ESCORT IV (GAF, AWF, ABFT, ALF, AWF, AVF)

		FUA	55	1392	CT690	CA
					CT690K1	CA, MTR-CODE: HL14 CVH
1.6	10/85-10/90	FUAA	51	1392	11,9X806Ld	ALT
					6PK844	AC, ⇨10/1989
					6PK915	AC, 10/1989⇨
1.6	01/86-07/90	LP2	58	1597	CT690	CA
					CT690K1	CA, MTR-CODE: HL14 CVH
					AVX10X1165	ALT, ⇨12/1988
					6PK915	ALT, AC, 06/1988⇨
1.6 D	01/86-01/89	LTC	40	1608	CT690	CA
					CT690K1	CA, MTR-CODE: HL16 CVH
					AVX10X1165	ALT, ⇨12/1988
					6PK915	ALT, AC, 06/1988⇨
1.6 i	01/86-07/90	L4B	66	1597-1598	CT690	CA
					CT690K1	CA, MTR-CODE: HL16 CVH
					11,9X758Ld	ALT, ENGINE: CVH
					AVX10X800	ALT, 08/1988⇨, ⇨04/1989, ENGINE: OHV
1.6 i	08/89-07/90	LJB	75	1597	AVX10X813	ALT, 04/1989⇨, ENGINE: OHV
					AVX10X825	ALT, ⇨08/1988, ENGINE: OHV
					CT690	CA
					CT690K1	CA, MTR-CODE: HL16 CVH
1.6 Turbo RS, 1.6 XR3i	01/86-07/90	LNB, LR2, LRB	77-97	1597	AVX10X763	ALT
					6PK1000	ALT, (AC)
					6PK1413	ALT, (PS)
					6PK1635	ALT, (AC), (PS)
1.6 XR3i	01/86-07/90	LR2, LRB	77	1597	CT690	CA, 01/1990⇨
					CT690K1	CA, MTR-CODE: HL16 CVH
					11,9X772Ld	ALT
					CT690	CA
1.6, 1.6 i	04/89-07/90	LJB, LUG	65-75	1597-1598	CT690K1	CA
					11,9X758Ld	ALT, ENGINE: CVH
					AVX10X813	ALT, ENGINE: OHV
1.8 D	01/89-07/90	RTA, RTB	44	1753	CT690	CA
					CT690K1	CA, MTR-CODE: HL16 CVH
					3PK648	ALT
					6PK844	AC
ESCORT V (GAL, AVL, ALL)	07/90-09/92	J6A, J4B	44	1299	6PK915	ALT, AC
					CT901(SET)	CA
					CT901K1	CA
					4PK1190	PS, AC
1.3	07/90-09/92	J6A, J4B	44	1299	4PK841	AC
					CT688	CA, ENGINE: CVH
					AVX10X813	ALT, ENGINE: OHV
					6PK1190	PS, AC
1.4	07/90-12/92	F6F, F6G	52	1392	6PK1420	ALT, PS
					6PK1635	ALT, PS, AC
					6PK995	ALT, AC
					CT690	CA, ⇨04/1992
					CT729	CA, 04/1992⇨
					CT690K1	CA, ⇨04/1992
					CT729K1	CA, 05/1992⇨
					11,9X758Ld	ALT
1.6	07/90-12/92	LJF	77	1598	6PK1420	ALT, PS
					6PK1635	ALT, PS, AC
					11,9X758Ld	ALT





FORD

ESCORT V (GAL, AVL, ALL)

					∞ 6PK995 ▲▲▲ CT690 ▲▲▲ CT729 ▣▲▲▲ CT690K1	ALT, AC CA, ⇨04/1992 CA, 04/1992⇨ CA, MTR-CODE: HL16 CVH
	07/90-08/92	LUJ, LUK	66	1598	∞ AVX10X763 ∞ 6PK1000 ∞ 6PK1413 ∞ 6PK1635 ▲▲▲ CT690 ▲▲▲ CT729 ▣▲▲▲ CT690K1 ▣▲▲▲ CT729K1	ALT ALT, AC ALT, PS ALT, PS, AC CA, ⇨04/1992 CA, 04/1992⇨ CA, ⇨04/1992 CA, 05/1992⇨
1.8 16V, 1.8 16V XR3i	02/92-12/92	RDA, RQA, RQB	77-96	1796	∞ 6PK1530 ∞ 6PK1815 ∞ 6PK1900 ∞ 6PK915 ▲▲▲ CT728 ▣▲▲▲ CT728K1	ALT, AC ALT, PS ALT, PS, AC ALT CA CA, MTR-CODE: ZH18 ZETEC E
1.8 D	07/90-12/92	RTE, RTF, RTH	44	1753	∞ 3PK648 ∞ 5PK1010 ∞ 5PK1010 ▲▲▲ CT901(SET) ▣▲▲▲ CT901K1	ALT, ⇨09/1991 ALT, AC ALT, PS CA CA
RS 2000	05/91-12/92	N7A	110	1998	∞ 6PK1352 ∞ 6PK935	ALT, PS ALT

ESCORT VI (GAL, ALL)

1.3	09/92-01/95	J6A, J4B	44	1299	∞ AVX10X800 ∞ 4PK825 ∞ 4PK860	ALT, (PS) ALT, (PS), (-AC) ALT, (PS), (AC)
1.4	09/92-01/95	F6F, F6G	52	1391	∞ 11,9X758Ld ∞ 6PK1420 ∞ 6PK1635 ∞ 6PK995 ▲▲▲ CT729 ▣▲▲▲ CT729K1	ALT ALT, PS ALT, PS, AC ALT, AC CA CA, MTR-CODE: HL14 CVH
1.4, 1.4 i	07/93-01/95	FUH, F4B	55	1391	∞ 11,9X758Ld ∞ 6PK1000 ∞ 6PK1420 ∞ 6PK1635 ▲▲▲ CT729 ▣▲▲▲ CT729K1	ALT ALT, AC ALT, PS ALT, PS, AC CA CA, MTR-CODE: HL14 CVH
1.6 16V XR3i, 1.6 i 16V	09/92-01/95	L1E	66	1597	∞ 6PK1530 ∞ 6PK1555 ∞ 6PK1653 ∞ 6PK1675 ∞ 6PK1815 ∞ 6PK1900 ∞ 6PK1920 ∞ 6PK915 ▲▲▲ CT728 ▣▲▲▲ CT728K1	ALT, AC, ⇨08/1993 ALT, AC, 08/1993⇨ ALT, PS, 06/1993⇨, ⇨07/1994 ALT, PS, 07/1994⇨ ALT, PS, ⇨06/1993 ALT, PS, AC, ⇨01/1993 ALT, PS, AC, 01/1993⇨ ALT CA CA
1.6 i 16V	01/94-01/95	L1H	65	1597	∞ 6PK1555 ∞ 6PK1653 ∞ 6PK1675 ∞ 6PK1920 ∞ 6PK915 ▲▲▲ CT728 ▣▲▲▲ CT728K1	ALT, AC, 08/1993⇨ ALT, PS, 06/1993⇨, ⇨07/1994 ALT, PS, 07/1994⇨ ALT, PS, AC, 01/1993⇨ ALT CA CA
1.8 16V XR3i, 1.8 i 16V, 1.8 XR3i 16V 4x4	09/92-01/95	RQB	96	1796	∞ 6PK1530 ∞ 6PK1555	ALT, AC, ⇨08/1993 ALT, AC, 08/1993⇨



ContiTech



FORD

ESCORT VI (GAL, ALL)



					∞	6PK1653	ALT, PS, 06/1993⇨, ⇨07/1994
					∞	6PK1675	ALT, PS, 07/1994⇨
					∞	6PK1815	ALT, PS, ⇨06/1993
					∞	6PK1900	ALT, PS, AC, ⇨01/1993
					∞	6PK1920	ALT, PS, AC, 01/1993⇨
					∞	6PK915	ALT
					🔧	CT728	CA
					🔧	CT728K1	CA
1.8 D	09/92-01/95	RTE, RTF, RTH	44	1753	∞	3PK675	ALT, ⇨07/1993
					∞	4PK654	PS, (AC)
					∞	5PK1015	ALT, PS
					∞	5PK1015	ALT, AC
					∞	5PK698	ALT, 07/1993⇨
					🔧	CT901(SET)	CA
					🔧	CT901K1	CA
1.8 16V XR3i, 1.8 i 16V, 1.8 XR3i 16V 4x4	09/92-01/95	RDA	77	1796	∞	6PK1538	ALT, AC, ⇨08/1993
					∞	6PK1555	ALT, AC, 08/1993⇨
					∞	6PK1653	ALT, PS, 06/1993⇨, ⇨07/1994
					∞	6PK1653	ALT, PS, 07/1994⇨, (AUTOM)
					∞	6PK1675	ALT, PS, 07/1994⇨, (MANL)
					∞	6PK1815	ALT, PS, ⇨06/1993
					∞	6PK1900	ALT, PS, AC, ⇨01/1993
					∞	6PK1920	ALT, PS, AC, 01/1993⇨
					∞	6PK915	ALT
					🔧	CT728	CA
					🔧	CT728K1	CA
1.8 TD	02/93-01/95	RFD, RFK, RFS	66	1753	∞	4PK654	PS, (AC), 08/1994⇨
					∞	5PK1015	ALT, (PS)
					∞	5PK698	ALT, (-PS), (-AC)
					🔧	CT901(SET)	CA
					🔧	CT901K1	CA
RS 2000	09/92-01/95	N7A	110	1998	∞	6PK1352	ALT
					∞	6PK1653	ALT, AC
RS 2000 4x4	08/93-01/95	N7A	110	1998	∞	6PK1352	ALT, PS
					∞	6PK935	ALT
RS Cosworth 4x4	09/92-01/95	N5F	162	1994	∞	4PK990	AC
					∞	6PK1413	ALT
					🔧	CT775	CA

ESCORT VII (GAL, AAL, ABL, AFL, ALL, ANL)

1.3	01/95-10/98	J6A, J4B	44	1299	∞	11,9X793Ld	ALT, ⇨12/1995
					∞	4PK825	ALT, AC, ⇨12/1995
					∞	4PK860	ALT, PS, ⇨12/1995
1.4	01/95-02/99	FUH, F4B	55	1391	∞	AVX10X763	ALT
					∞	6PK1000	ALT, (-PS), (AC)
					∞	6PK1413	ALT, (PS), (-AC)
					∞	6PK1653	ALT, (PS), (AC)
					🔧	CT729	CA
					🔧	CT729K1	CA, MTR-CODE: HL14 CVH
1.6 16V, 1.6 16V 4x4, 1.6 16V XR3i, 1.6 i 16V	01/95-09/99	L1E, L1H, L1K	65-66	1597	∞	6PK1555	ALT, AC
					∞	6PK1653	ALT, PS, (AUTOM)
					∞	6PK1675	ALT, PS, (MANL)
					∞	6PK1920	ALT, PS, AC
					∞	6PK915	ALT
					🔧	CT728	CA
					🔧	CT728K1	CA, MTR-CODE: ZH16 ZETEC E
1.8 16V, 1.8 16V XR3i	01/95-02/99	RDA, RKC	77-85	1796	∞	6PK1555	ALT, AC
					∞	6PK1653	ALT, PS, (AUTOM)
					∞	6PK1675	ALT, PS, (MANL)
					∞	6PK1920	ALT, PS, AC
					∞	6PK915	ALT
					🔧	CT728	CA





FORD

ESCORT VII (GAL, AAL, ABL, AFL, ALL, ANL)

↔						CT728K1	CA, MTR-CODE: ZH18 ZETEC E
1.8 16V XR3i	02/95-08/00	RQB	96	1796		6PK1555	ALT, AC
						6PK1653	ALT, PS, (AUTOM)
						6PK1675	ALT, PS, (MANL)
						6PK1920	ALT, PS, AC
						6PK915	ALT
						CT728	CA
						CT728K1	CA
1.8 D	01/95-02/99	RTE, RTF, RTH	44	1753		4PK654	PS
						5PK1015	ALT, (AC), (PS)
						5PK1035	ALT, (AC), (PS)
						5PK698	ALT, (AC), (-PS)
						CT901(SET)	CA
						CT901K1	CA, ⇨10/1995
						CT901K2	CA, 10/1995⇨, ⇨01/1997
						CT901K3	CA, 01/1997⇨
						CT901WP1	CA, 01/1997⇨
1.8 TD	01/95-02/99	RFD, RFK	66	1753		4PK654	PS
						5PK1015	ALT, (PS), (-AC), ⇨01/1997
						5PK1035	ALT, (PS), (AC)
						5PK1145	ALT, (PS), (-AC), 02/1997⇨
						5PK710	ALT, (-PS), (-AC)
						CT901(SET)	CA
						CT901K1	CA, ⇨09/1995
						CT901K2	CA, 10/1995⇨, ⇨09/1996
						CT901K3	CA, 10/1996⇨
						CT901WP2	CA, 10/1996⇨
1.8 Turbo D	12/95-08/99	RVA	51	1753		4PK654	PS
						5PK1015	ALT, (AC), (PS)
						5PK1035	ALT, (AC), (PS)
						5PK698	ALT, (AC), (-PS)
						CT901(SET)	CA
						CT901K2	CA, ⇨09/1996
						CT901K3	CA, 10/1996⇨
						CT901K4	CA, ⇨09/1996, OPT
						CT901WP2	CA, 10/1996⇨, MTR-CODE: D18TI
RS 2000, RS 2000 4x4	02/95-10/98	N7A	110	1998		6PK1352	ALT
						6PK1653	ALT, AC
RS Cosworth 4x4	02/95-10/98	N5F	162	1994		4PK990	AC
						6PK1413	ALT
						CT775	CA

FIESTA (F3L, F5L)

1.3	09/91-02/96	J6B	44	1299		11,9X793Ld	ALT, ⇨05/1992
						AVX10X800	ALT, 06/1992⇨
						4PK825	AC
						4PK860	PS
1.8 D	09/91-02/96	RTD, RTG, RTC	44	1753		3PK675	ALT
						5PK1010	ALT, PS, AC
						CT901(SET)	CA
						CT901K1	CA, ⇨09/1995
						CT901K2	CA, 10/1995⇨
						CT901K4	CA, 10/1995⇨, OPT

FIESTA (JV)

D 1.8	05/98-	RTK, RTJ	44	1753		5PK1145	ALT, (AC)
						5PK675	PS
						5PK890	ALT, (-PS), (-AC)
						CT901(SET)	CA
						CT901K3	CA
						CT901WP1	CA, MTR-CODE: RTK
TD 1.8	03/00-	RTN, RTP, RTQ	55	1753		6PK1613	ALT, (AC)
						6PK1675	ALT, (-AC), ⇨04/2000





ContiTech



FORD

FORD

FIESTA (JV_)

↔					∞	6PK1685	ALT, (AC), 04/2000↔
					⊕	VD1069	
					▲▲	CT983	CA
					▲▲▲	CT983K1	CA

FIESTA (WFVT)

1.1	10/77-11/86	GL1, GLA	39	1117	∞	11,9X675Ld	ALT, ENGINE: CVH, 08/1983↔
					∞	AVX10X813	ALT, ↔06/1981
					∞	AVX10X818	ALT, 06/1981↔, ↔03/1983
					∞	AVX10X825	ALT, ENGINE: OHV, 08/1983↔
1.0	10/77-11/86	TKA	29	957	∞	11,9X675Ld	ALT, ENGINE: CVH, 08/1983↔
					∞	AVX10X813	ALT, ↔06/1981
					∞	AVX10X818	ALT, 06/1981↔
					∞	AVX10X825	ALT, ENGINE: OHV, 08/1983↔

FIESTA I (GFBT)

0.9	05/76-08/83	TKA, TLA, TKW	29-33	957	∞	AVX10X813	ALT, ↔06/1981
					∞	AVX10X818	ALT, 06/1981↔
1.1	05/76-08/83	GLA	39	1117	∞	AVX10X813	ALT, ↔06/1981
	02/81-08/83	GLW	40	1117	∞	AVX10X818	ALT, 06/1981↔
					∞	AVX10X800	ALT, ↔08/1981
					∞	AVX10X813	ALT, 08/1981↔
1.3	08/77-08/83	J3E	49	1297	∞	AVX10X818	ALT, ↔06/1981
					∞	AVX10X825	ALT, 06/1981↔
					▲▲	CT688	CA, ENGINE: CVH
1.6 XR2	08/81-08/83	L3E	62	1599	∞	AVX10X825	ALT
					▲▲	CT690	CA

FIESTA II (FBD, FVD)

1.0	08/83-11/89	TKB, TLB	33	957-999	∞	11,9X675Ld	ALT, ENGINE: CVH
					∞	AVX10X825	ALT, ENGINE: OHV
1.1	09/83-02/89	GLC, GSF, GSH	36-37	1117	∞	11,9X675Ld	ALT, ENGINE: CVH
					∞	AVX10X825	ALT, ENGINE: OHV
1.3	09/83-01/87	JPC	51	1296	∞	11,9X675Ld	ALT, ENGINE: CVH
					∞	AVX10X825	ALT, ENGINE: OHV
					▲▲	CT688	CA, ENGINE: CVH
1.4	10/86-02/89	F6A, F6C, FUD	52-54	1392	∞	AVX10X675	ALT
					▲▲	CT690	CA
					▲▲▲	CT690K1	CA, MTR-CODE: HL14 CVH
	10/85-11/89	FUB	55	1392	∞	11,9X670Ld	ALT, ↔09/1986
					∞	AVX10X675	ALT, 10/1986↔
					∞	AVX10X690	ALT, SWITZERLAND, AUSTRIA
					▲▲	CT690	CA
					▲▲▲	CT690K1	CA, MTR-CODE: HL14 CVH
1.6 D	04/84-02/89	LTB	40	1608	∞	AVX10X850	ALT
					▲▲	CT616	CA
					▲▲▲	CT616K1	CA, MTR-CODE: D16
1.6 XR2	03/84-02/89	LUB, LUD	70-71	1597	∞	11,9X675Ld	ALT
					▲▲	CT690	CA
					▲▲▲	CT690K1	CA, MTR-CODE: HL16 CVH
1.8 D	03/89-12/95	RTD, RTG, RTC	43	1753	▲▲	CT901(SET)	CA
					▲▲▲	CT901K1	CA, ↔10/1995
					▲▲▲	CT901K2	CA, 10/1995↔

FIESTA III (GFJ)

1.0	03/89-12/95	TLB	33	1001	∞	AVX10X800	ALT
1.1	03/89-12/95	GUD, GUE	40	1119	∞	11,9X675Ld	ALT, ENGINE: CVH
					∞	AVX10X800	ALT, ↔10/1990, ENGINE: OHV
					∞	AVX10X813	ALT, 10/1990↔, ENGINE: OHV
		G6A	37	1119	∞	AVX10X800	ALT, ↔10/1990
					∞	AVX10X813	ALT, 10/1990↔
1.3	03/89-12/95	JBC	44	1297	∞	11,9X793Ld	ALT, 05/1991↔, ↔05/1992
					∞	AVX10X800	ALT, 06/1992↔
					∞	AVX10X813	ALT, ↔04/1991
					∞	4PK825	AC
					∞	4PK860	PS





FORD

FIESTA III (GFJ)
↔ 1.3 KAT

	05/91-01/97	J6B	44	1299	∞ ∞ ∞ ∞	11,9X793Ld AVX10X800 4PK825 4PK860	ALT, ⇨05/1992 ALT, 06/1992⇨ AC PS
1.4	03/89-12/95	FUG, FUJ	54	1391	∞ ▲▲▲ ▲▲▲ ▲▲▲ ▲▲▲	11,9X690Ld CT690 CT729 CT690K1 CT729K1	ALT CA, ⇨04/1992 CA, 04/1992⇨ CA, MTR-CODE: HL 14 CVH, ⇨04/1992 CA, MTR-CODE: HL 14 CVH, 05/1992⇨
		F6E	52	1391	∞ ▲▲▲ ▲▲▲ ▲▲▲ ▲▲▲	AVX10X690 CT690 CT729 CT690K1 CT729K1	ALT CA, ⇨04/1992 CA, 04/1992⇨ CA, MTR-CODE: HL 14 CVH, ⇨04/1992 CA, MTR-CODE: HL 14 CVH, 05/1992⇨
1.4 KAT	03/89-12/95	F4A	54	1391	∞ ∞ ▲▲▲ ▲▲▲ ▲▲▲ ▲▲▲	6PK915 6PK935 CT690 CT729 CT690K1 CT729K1	ALT, AC ALT, PS CA, ⇨04/1992 CA, 05/1992⇨ CA, MTR-CODE: HL 14 CVH, ⇨04/1992 CA, MTR-CODE: HL 14 CVH, 05/1992⇨
1.6	01/89-01/94	LUH	65-66	1597	∞ ∞ ▲▲▲ ▲▲▲ ▲▲▲ ▲▲▲	AVX10X690 6PK915 CT690 CT729 CT690K1 CT729K1	ALT, ⇨04/1992 ALT, 05/1992⇨ CA, ⇨04/1992 CA, 05/1992⇨ CA, MTR-CODE: HL 16 CVH, ⇨04/1992 CA, MTR-CODE: HL 16 CVH, 05/1992⇨
1.6 i 16V	01/94-12/95	L1G	65	1597	∞ ∞ ∞ ∞ ▲▲▲ ▲▲▲	6PK1275 6PK1555 6PK1930 6PK915 CT728 CT728K1	ALT, PS, (-AC) ALT, AC, (-PS) ALT, PS, AC ALT CA CA
1.6 Turbo	03/90-10/92	LHA	96	1598	∞ ▲▲▲ ▲▲▲	AVX10X685 CT690 CT690K1	ALT, 07/1990⇨ CA, 07/1990⇨, ⇨04/1992 CA, MTR-CODE: HL 16 CVH
1.6 XR2i	03/89-01/94	LJC, LJD	76-81	1598	∞ ▲▲▲ ▲▲▲ ▲▲▲ ▲▲▲	11,9X690Ld CT690 CT729 CT690K1 CT729K1	ALT CA, ⇨04/1992 CA, 04/1992⇨ CA, ⇨04/1992 CA, 04/1992⇨
1.8 16V, 1.8 XR2i 16V	02/92-12/95	RDB, RQC	77-96	1796	∞ ∞ ∞ ∞ ∞ ▲▲▲ ▲▲▲	6PK1530 6PK1555 6PK1815 6PK1900 6PK915 CT728 CT728K1	ALT, AC, (-PS), ⇨07/1993 ALT, AC, (-PS), 08/1993⇨ ALT, PS, (-AC) ALT, PS, AC ALT CA CA
1.8 D	03/89-12/95	RTD, RTG, RTC	44	1753	∞ ∞ ∞ ∞ ∞ ▲▲▲ ▲▲▲ ▲▲▲	3PK648 3PK675 4PK654 5PK1010 5PK1010 5PK698 CT901(SET) CT901K1 CT901K2	ALT, ⇨10/1990 ALT, 10/1990⇨, ⇨07/1993 PS, (AC) ALT, (AC) ALT, (PS) ALT, 07/1993⇨ CA CA, ⇨10/1995 CA, 10/1995⇨

FIESTA IV (JA, JB, J5, J3)
↔ 1.25 i 16V

	08/95-01/02	DHA, DHB, DHC, DHD, DHE, DHF, DHG	55	1242	∞ ∞ ∞	6PK1180 6PK1750 6PK1767	ALT, (-AC), (-PS) ALT, (-AC), ⇨12/1998 ALT, (-AC), 01/1999⇨
--	-------------	---	----	------	-------------	--	---





ContiTech



FORD

FIESTA IV (JA_, JB_, J5_, J3_)



					6PK1775 6PK1930 CT881 CT881K1 CT881K2 CT881K4 CT881WP1	ALT, (AC), (-PS) ALT, (AC), (PS) CA CA, ⇨02/1997 CA, 05/1998⇨ CA, 03/1997⇨, ⇨04/1998 CA, 05/1998⇨
1.3, 1.3 i	08/95-01/02	J4C, J4J, J4L, J4Q, J4R, J4T, JJA, JJC, JJE, JJJ, JJK, JJM	37-44	1299	AVX10X825 6PK1440 6PK1448 6PK1733 6PK1760 6PK1900 6PK1930 6PK862	ALT, (-PS), (-AC), 02/1998⇨ ALT, AC, (-PS) ALT, PS, (-AC), 10/1998⇨ ALT, PS, (-AC), ⇨01/1998 ALT, PS, (-AC), 02/1998⇨, ⇨09/1998 ALT, PS, AC, ⇨01/1998 ALT, PS, AC, 02/1998⇨ ALT, (-PS), (-AC), ⇨01/1998
1.4 i, 1.4 i 16V	04/96-01/02	FHA, FHE	66	1388	6PK1180 6PK1750 6PK1767 6PK1775 6PK1930 CT881 CT881K1 CT881K2 CT881K4 CT881WP1	ALT, (-AC), (-PS) ALT, (-AC), ⇨12/1998 ALT, (-AC), 01/1999⇨ ALT, (AC), (-PS) ALT, (AC), (PS) CA CA, ⇨02/1997 CA, 05/1998⇨ CA, 03/1997⇨, ⇨04/1998 CA, 05/1998⇨
1.6 16V Sport	02/00-01/02	L1T, L1V	76	1596	6PK1023 ELAST 6PK1180 6PK1767 6PK1930 6PK1023 ELAST T1 CT881 CT881K2 CT881WP1	ALT, (PS), (-AC), 12/2000⇨ ALT, (-PS), (-AC) ALT, (PS), (-AC), 01/1999⇨, ⇨12/2000 ALT, (PS), (AC) ALT, (PS), (-AC), 12/2000⇨ CA CA CA
1.8 D	08/95-04/00	RTK, RTJ	44	1753	5PK1145 5PK675 5PK890 CT901(SET) CT901K2 CT901K3 CT901K4 CT901WP1	ALT, (AC) PS ALT, (-PS), (-AC) CA CA, ⇨09/1996 CA, 10/1996⇨ CA, ⇨09/1996, OPT CA, 10/1996⇨, MTR-CODE: RTK
	02/96-	RTK	44	1753	5PK1145 5PK1145 5PK675 5PK890 CT901(SET) CT901K2 CT901K3 CT901WP1	ALT, PS ALT, AC ALT, (PS), (AC) ALT CA CA, ⇨09/1996 CA, 10/1996⇨ CA, 10/1996⇨
1.8 DI	04/00-	RTN, RTP, RTQ	55	1753	5PK675 5PK884 6PK1145 6PK1613 6PK1685 VD1069 CT983 CT983K1	PS ALT, (-PS), (-AC) ALT, (AC), ⇨10/2000 ALT, (AC), 11/2000⇨ ALT, (-AC) INJP INJP, (AUTOM-TP)
FIESTA V (JH_, JD_), FIESTA Van					6PK1019 ELAST CT881 CT881K3	ALT, (-AC) CA CA, ⇨08/2009





FORD

FIESTA V (JH_, JD_), FIESTA Van

					CT881K5 CT881WP2	CA, 08/2009⇒ CA, ⇒08/2009
1.25 16V	05/02-	FUJA, FUJB, M7JA, M7JB	51-55	1242	5PK690 ELAST 6PK1019 ELAST 6PK1042 ELAST 6PK1019 ELAST T1 6PK1042 ELAST T1 CT881 CT881K2 CT881K3 CT881K5 CT881WP1 CT881WP2	PS, (AC) ALT, (AC) ALT, (AC) ALT, (PS), (AC) ALT, (PS), (AC) CA CA, ⇒04/2005 CA, 05/2005⇒, ⇒08/2009 CA, 08/2009⇒ CA, ⇒04/2005 CA, 05/2005⇒, ⇒08/2009
1.3	11/01-	A9JA, A9JB, BAJA	44-51	1299	6PK1685 6PK1705 6PK2175	ALT, PS, (AC), 04/2002⇒ ALT, (PS), (AC) ALT, PS, AC, 04/2002⇒
1.4 16V	11/01-	FXJA, FXJB	59	1388	5PK690 ELAST 6PK1019 ELAST 6PK1042 ELAST 6PK1019 ELAST T1 6PK1042 ELAST T1 CT881 CT881K2 CT881K3 CT881K5 CT881WP1 CT881WP2	PS, (AC) ALT, (AC) ALT, (AC) ALT, (PS), (AC) ALT, (PS), (AC) CA CA, ⇒04/2005 CA, 05/2005⇒, ⇒08/2009 CA, 08/2009⇒ CA, ⇒04/2005 CA, 05/2005⇒, ⇒08/2009
1.4 TDCi	07/10-	F6JD, KVJA	51	1399	6PK800 6PK976 AP9019 VD1094 CT1163	ALT, (AC) ALT, (AC) ALT, (Valeo), FOR ALT: 150A, OE-NO AV6N-10300-GC CA
	11/01-	F6JA, F6JB	50	1399	6PK1345 6PK1705 AP9019 AP9038 VD1094 MS08 CT1063 CT1063K1 CT1063WP2	ALT, (AC) ALT, (AC) ALT, (Valeo), FOR ALT: 120A, OE-NO 8V21-10300-AB, FOR ALT: 150A, OE-NO 8V21-10300-BB, AV6N-10300-GC ALT, (Valeo), FOR ALT: 150A, OE-NO 2S6T-10300-BA, (2.HEATER) ONLY WITH VD1094 CA CA, MTR-CODE: F6JA CA, ⇒05/2004
	01/09-	F6JB	50	1399	6PK800 6PK976 AP9019 VD1094 CT1063 CT1063K1 CT1063WP2	ALT, (AC) ALT, (AC) ALT, (Valeo), FOR ALT: 120A, OE-NO 8V21-10300-AB, FOR ALT: 150A, OE-NO 8V21-10300-BB, AV6N-10300-GC CA CA CA
1.6 16V	11/01-	FYJA, FYJB	74	1596	5PK690 ELAST 6PK1019 ELAST 6PK1042 ELAST 6PK1019 ELAST T1 6PK1042 ELAST T1 CT881 CT881K2 CT881K3	PS, (AC) ALT, (AC) ALT, (AC) ALT, (PS), (AC) ALT, (PS), (AC) CA CA, ⇒04/2005 CA, 05/2005⇒, ⇒08/2009



FORD

FIESTA V (JH_, JD_), FIESTA Van



1.6 TDCi	02/10-	TZJA, TZJB	70	1560	CT881K5 CT881WP1 CT881WP2	CA, 08/2009⇨ CA, ⇨04/2005 CA, 05/2005⇨, ⇨08/2009
	11/04-	HHJA, HHJB	66	1560	6PK800 6PK976 AP9019 VD1096 CT1162	ALT, (AC) ALT, (AC) ALT, (Valeo), FOR ALT: 150A, OE-NO AV6N-10300-GC CA
	01/09-	HHJD, HHJC, HHJE	66	1560	6PK800 6PK976 AP9019 AP9029 VD1094 MS08 CT1092 CT1092K1 CT1092WP1	ALT, (AC) ALT, (AC) ALT, (Valeo), FOR ALT: 120A, OE-NO 8V21-10300-AB, FOR ALT: 150A, OE-NO 8V21-10300-BB ALT, (Denso), FOR ALT: 120A, OE-NO 3M5T-10300-PB, 3M5T-10300-PC, 3M5T-10300-PD, FOR ALT: 150A, OE-NO 3M5T-10300-YB, 3M5T-10300-YC, 3M5T-10300-YD ONLY WITH VD1094 CA, MTR-CODE: HHJA, HHJB CA CA
ST150	03/05-	N4JB	110	1999	6PK800 6PK976 AP9019 VD1094 CT1092 CT1092K1 CT1092WP1	ALT, (AC) ALT, (AC) ALT, (Valeo), FOR ALT: 120A, OE-NO 8V21-10300-AB, FOR ALT: 150A, OE-NO 8V21-10300-BB, AV6N-10300-GC CA CA CA

FIESTA VI 1.25	10/08-	SNJA, SNJB, STJA, STJB	44-60	1242	6PK1019 ELAST 6PK1019 ELAST 6PK1019 ELAST 6PK1029 ELAST 6PK1033 ELAST CT881 CT881K3 CT881K5 CT881WP2	ALT, ⇨09/2010 ALT, (-2.HEATER), 09/2010⇨, ⇨07/2011 ALT, (AC), 07/2011⇨ ALT, (AC), (-2.HEATER), 07/2011⇨ ALT, (AC), (2.HEATER), 07/2011⇨ CA CA, ⇨08/2009 CA, 08/2009⇨ CA, ⇨08/2009
1.4 TDCi	07/10-	F6JD, KVJA	51	1399	6PK800 6PK976 AP9019 VD1094 CT1163	ALT, (AC) ALT, (AC) ALT, (Valeo), FOR ALT: 150A, OE-NO AV6N-10300-GC CA
	01/09-	F6JB	50	1399	6PK800 6PK976 AP9019 VD1094 CT1063 CT1063K1 CT1063WP2	ALT, (AC) ALT, (AC) ALT, (Valeo), FOR ALT: 120A, OE-NO 8V21-10300-AB, FOR ALT: 150A, OE-NO 8V21-10300-BB, AV6N-10300-GC CA CA CA
1.4, 1.4 LPG	10/08-	RTJA, RTJB, SPJA, SPJC	71	1388	6PK1019 ELAST 6PK1019 ELAST 6PK1029 ELAST 6PK1033 ELAST CT881	ALT, (AC), 07/2011⇨ ALT, ⇨07/2011 ALT, (AC), (-2.HEATER), 07/2011⇨ ALT, (AC), (2.HEATER), 07/2011⇨ CA





FORD						
FIESTA VI						
1.6 TDCI	10/08-	HHJD, HHJC, HHJE	66	1560	CT881K3 CT881K5 CT881WP2	CA, ⇨08/2009 CA, 08/2009⇨ CA, ⇨08/2009
		HHJF, UBJA	55	1560	6PK800 6PK976 AP9019 VD1094 MS08 CT1092 CT1092K1 CT1092WP1	ALT, (-AC) ALT, AC ALT, (Valeo), FOR ALT: 120A, OE-NO 8V21-10300-AB, FOR ALT: 150A, OE-NO 8V21-10300-BB ONLY WITH VD1094 CA, MTR-CODE: HHJA, HHJB CA MTR-CODE: HHJA, HHJB, CA
	02/10-	TZJA, TZJB, T3JA	70	1560	6PK800 6PK976 AP9019 VD1096 MS08 CT1162	ALT, (-AC) ALT, (-AC) ALT, (Valeo), FOR ALT: 150A, OE-NO AV6N-10300-GC ONLY WITH VD1096 CA
1.6 Ti	12/10-	U5JA	99	1596	6PK1019 ELAST 6PK1019 ELAST 6PK1029 ELAST 6PK1033 ELAST CT881 CT881K5	ALT, ⇨07/2011 ALT, (-AC), 07/2011⇨ ALT, (AC), (-2.HEATER), 07/2011⇨ ALT, (AC), (2.HEATER), 07/2011⇨ CA CA
	10/08-	HXJA, HXJB	88	1596	6PK1019 ELAST 6PK1019 ELAST 6PK1029 ELAST 6PK1033 ELAST CT881 CT881K3 CT881K5 CT881WP2	ALT, ⇨07/2011 ALT, (-AC), 07/2011⇨ ALT, (AC), (-2.HEATER), 07/2011⇨ ALT, (AC), (2.HEATER), 07/2011⇨ CA CA, ⇨08/2009 CA, 08/2009⇨ CA, ⇨08/2009
FOCUS (DAW, DBW, DFW, DNW)						
1.4 16V	10/98-11/04	FXDA, FXDC, FXDB, FXDD	55	1388	6PK1042 ELAST 6PK1733 6PK1893 6PK1915 6PK1042 ELAST T2 6PK1042 ELAST T3 CT881 CT881K2 CT881WP1	ALT, (-AC), 08/2001⇨ ALT, (-AC), ⇨08/2001 ALT, (AC), ⇨02/2002 ALT, (AC), 02/2002⇨, ⇨05/2005 ALT, (-AC), 08/2001⇨, ⇨03/2002 ALT, (-AC), 03/2002⇨ CA CA CA
		10/98-11/04	FYDA, FYDC, FYDB, FYDD, FYDH	74	1596	6PK1042 ELAST 6PK1733 6PK1893 6PK1915 6PK1042 ELAST T2 6PK1042 ELAST T3 CT881 CT881K2 CT881WP1
1.8 16V	10/98-11/04	EYDC, EYDB,	85	1796	6PK1555	ALT, (-PS), (AC)





ContiTech



FORD

FOCUS (DAW, DBW, DFW, DNW)

		EYDD, EYDE, EYDF, EYDG, EYDI, EYDJ, EYDL			6PK1973 6PK2100 CT978 CT978K1 CT978K2	ALT, (PS), (-AC) ALT, (PS), (AC) CA CA, 12/1998⇨ CA, ⇨11/1998
1.8 DI / TDDi	08/99-11/04	BHDA, BHDB	55	1753	6PK1413 6PK1720 VD1069 CT983 CT983K1	ALT, (-AC) ALT, (AC) INJP INJP, (AUTOM-TP), 09/2000⇨
1.8 TDCi	03/01-11/04	F9DA, F9DB, FFDA	74-85	1753	6PK1413 6PK1720 6PK1413D1 6PK1720D1 AP9045 AP9046 VD1039 MS26 CT983 CT983K1	ALT, (PS), (-AC) ALT, (PS), (AC) ALT, (PS), (-AC) ALT, (PS), (AC) ALT, (Denso), FOR ALT: 90A, OE-NO 1M5T-10300-BC, R1M5T-10300-BD, OPT ALT, (Denso), FOR ALT: 90A, OE-NO 1M5T-10300-BC, R1M5T-10300-BD ⇨01/2004 ONLY WITH VD1039 INJP INJP, (AUTOM-TP)
1.8 Turbo DI / TDDi	10/98-11/04	C9DC, C9DA, C9DB	66	1753	6PK1413 6PK1720 VD1069 CT983 CT983K1	ALT, (-AC) ALT, (AC) INJP INJP, (AUTOM-TP), 09/2000⇨
	08/01-03/05	BHDA, BHDB	55	1753	6PK1420 6PK1720 VD1069 CT983 CT983K1	CA CA
2.0 16V	10/98-11/04	EDDC, EDDB, EDDD, EDDF	96	1988	6PK1973 6PK2000 6PK2120 CT978 CT978K1 CT978K2	ALT, (PS), (-AC) ALT, (PS), (AC), (AUTOM) ALT, (PS), (AC), (MANL) CA CA, 12/1998⇨ CA, ⇨11/1998
RS	10/02-11/04	HMDA	158	1988	6PK2120 CT978 CT978K1	⇨07/2004, ALT CA, ⇨07/2004 CA, ⇨07/2004
ST170	03/02-11/04	ALDA	127	1988	6PK2115 CT978	ALT, WP, PS, AC CA

FOCUS C-MAX

1.6 TDCi	10/03-03/07	G8DA, G8DB	80	1560	6PK800 6PK976 AP9029 CT1092 CT1092K1 CT1092WP1	ALT, (-AC) ALT, (AC) ALT, (Denso), FOR ALT: 120A, OE-NO 3M5T-10300-PB, 3M5T-10300-PC, 3M5T-10300-PD, FOR ALT: 150A, OE-NO 3M5T-10300-YB, 3M5T-10300-YC, 3M5T-10300-YD CA, MTR-CODE: HHJA, HHJB CA CA
	02/05-03/07	HHDA, HHDB	66	1560	6PK800 6PK976 AP9029 VD1094 MS08	ALT, (-AC) ALT, (AC) ALT, (Denso), FOR ALT: 120A, OE-NO 3M5T-10300-PB, 3M5T-10300-PC, 3M5T-10300-PD, FOR ALT: 150A, OE-NO 3M5T-10300-YB, 3M5T-10300-YC, 3M5T-10300-YD ONLY WITH VD1094





FORD

FOCUS C-MAX



					CT1092 CA CT1092K1 CA CT1092WP1 CA
1.6, 1.6 Ti	10/03-03/07	HWDA, HWDB, HXDA, SIDA	74-85	1596	5PK868 ELAST AC 6PK1059 ELAST ALT 6PK1059 ELAST T2 ALT, (AC) CT881 CA CT881K2 CA, ⇨04/2005 CT881K3 CA, 05/2005⇨ CT881WP1 CA, ⇨04/2005 CT881WP2 CA, 05/2005⇨
1.8	10/03-03/07	CSDA, CSDB	88	1798	5PK705 ELAST AC, 12/2003⇨ 5PK711 ELAST AC, ⇨12/2003 6PK1306 ALT, ⇨12/2007 5PK705 ELAST T1 AC, 12/2003⇨ 5PK711 ELAST T1 AC, ⇨12/2003
1.8 TDCi	01/05-03/07	KKDA	85	1753	6PK1360 ALT, (AC) 6PK1520 ALT, (AC) AP9045 ALT, (Denso), FOR ALT: 150A, OE-NO 4M5T-10300-BC, 4M5T-10300-UC, 4M5T-10300-CC, FOR ALT: 105A, OE-NO 4M5T-10300-LC, 4M5T-10300-AB, RM4M5T-10300-KB, OPT AP9046 ALT, (Denso), FOR ALT: 150A, OE-NO 4M5T-10300-BC, 4M5T-10300-UC, 4M5T-10300-CC, FOR ALT: 105A, OE-NO 4M5T-10300-LC, 4M5T-10300-AB, RM4M5T-10300-KB CT983 CA CT983K1 CA
1.8, 1.8 Flexifuel	04/04-03/07	QQDB, QQDA, Q7DA	92	1798	5PK705 ELAST AC 6PK1306 ALT, ⇨12/2007 5PK705 ELAST T1 AC
2.0	03/04-03/07	AODA, AODB, SYDA	107	1999	5PK705 ELAST AC 6PK1306 ALT, ⇨12/2007 5PK705 ELAST T1 AC
2.0 TDCi	10/03-03/07	G6DC, G6DE, G6DF	98	1997	6PK1217 ALT AP9029 ALT, (Denso), FOR ALT: 120A, OE-NO 3M5T-10300-PB, 3M5T-10300-PC, 3M5T-10300-PD, FOR ALT: 150A, OE-NO 3M5T-10300-YB, 3M5T-10300-YC, 3M5T-10300-YD CT1091 CA CT1091K1 CA
		G6DA, G6DB, G6DD, G6DG	100	1997	6PK1217 ALT AP9029 ALT, (Denso), FOR ALT: 120A, OE-NO 3M5T-10300-PB, 3M5T-10300-PC, 3M5T-10300-PD, FOR ALT: 150A, OE-NO 3M5T-10300-YB, 3M5T-10300-YC, 3M5T-10300-YD CT1091 CA CT1091K1 CA CT1091WP1 CA
FOCUS II (DA_, DAW_)					
1.4	11/04-	ASDA, ASDB	59	1388	5PK868 ELAST AC 6PK1059 ELAST ALT 6PK1059 ELAST T2 ALT, (AC) CT881 CA CT881K2 CA, ⇨04/2005 CT881K3 CA, 05/2005⇨, ⇨08/2009 CT881K5 CA, 08/2009⇨ CT881WP1 CA, ⇨04/2005 CT881WP2 CA, 05/2005⇨, ⇨08/2009
1.6	10/06-	HWDA, HWDB	74	1596	5PK868 ELAST AC 6PK1059 ELAST ALT





FORD

FOCUS II (DA, DAW_)



1.6 LPG	10/09-	SIDA	85	1596	CT881 CT881K3 CT881K5 CT881WP2	CA CA, ⇨08/2009 CA, 08/2009⇨ CA, ⇨08/2009
1.6 TDCi	11/04-	G8DC, MTDA	74	1560	5PK868 ELAST 6PK1059 ELAST CT881 CT881K5 CT881WP2	AC ALT CA CA CA
		G8DA, G8DB, G8DD, G8DE, G8DF, GPDA, GPDC, HHDA, HHDB	66-80	1560	6PK800 6PK976 AP9029 VD1094 VD1096 MS08 CT1092 CT1092K1 CT1092WP1	ALT, (AC) ALT, (AC) ALT, (Denso), FOR ALT: 120A, OE-NO 8M5T-10300-PB, 3M5T-10300-PC, 3M5T-10300-PD, FOR ALT: 150A, OE-NO 8M5T-10300-YB, 3M5T-10300-YC, 3M5T-10300-YD, MTR-CODE: HHDA, HHDB ⇨12/2009 12/2009⇨ ONLY WITH VD1094, VD1096 CA CA CA
1.6, 1.6 Ti	11/04-	HWDA, HWDB, HXDA, HXDB, SHDA	74-85	1596	6PK800 6PK976 AP9029 VD1094 MS08 CT1092 CT1092K1 CT1092WP1	ALT, (AC) ALT, (AC) ALT, (Denso), FOR ALT: 120A, OE-NO 8M5T-10300-PB, 3M5T-10300-PC, 3M5T-10300-PD, FOR ALT: 150A, OE-NO 8M5T-10300-YB, 3M5T-10300-YC, 3M5T-10300-YD ONLY WITH VD1094 CA CA CA
					5PK868 ELAST 6PK1059 ELAST 6PK1059 ELAST T2 CT881 CT881K2 CT881K3 CT881K5 CT881WP1 CT881WP2	AC ALT ALT, (AC) CA CA, ⇨04/2005 CA, 05/2005⇨, ⇨08/2009 CA, 08/2009⇨ CA, ⇨04/2005 CA, 05/2005⇨, ⇨08/2009
1.8 TDCi	11/04-	KKDA, KKDB	85	1753	6PK1360 6PK1520 AP9045 AP9046 CT983 CT983K1	ALT, (AC) ALT, (AC) ALT, (Denso), FOR ALT: 150A, OE-NO 4M5T-10300-BC, 4M5T-10300-UC, OPT ALT, (Denso), FOR ALT: 150A, OE-NO 4M5T-10300-BC, 4M5T-10300-UC CA CA
1.8, 1.8 Flexifuel	12/05-	QQDB, QQDD, Q7DA	92-96	1798	5PK705 ELAST 6PK1249 ELAST 6PK1306 5PK705 ELAST T1	AC ALT, 01/2008⇨ ALT, ⇨12/2007 AC
2.0	11/04-	AODA, AODB	107	1999	5PK705 ELAST 6PK1249 ELAST 6PK1306 5PK705 ELAST T1	AC ALT, 01/2008⇨ ALT, ⇨12/2007 AC
		G6DA, G6DB, G6DD	100	1997	6PK1217 AP9029	ALT ALT, (Denso), FOR ALT: 120A, OE-NO 3M5T-10300-PB, 3M5T-10300-PC, 3M5T-10300-PD, FOR ALT: 150A, OE-NO 3M5T-10300-YB, 3M5T-10300-YC,





FORD

FOCUS II (DA, DAW)

					VD1092 CT1091 CT1091K1 CT1091WP1	3M5T-10300-YD ⇒10/2006 CA CA CA
	02/08-	IXDA	81	1997	6PK1217 CT1091 CT1091K1 CT1091WP1	ALT CA CA CA
2.5 RS	01/09-	JZDA	224	2521	6PK890 CT979 CT979K3	ALT CA CA
2.5 ST	10/05-	HYDA	166	2522	6PK847 6PK890 CT979 CT979K3	AC, ⇒11/2007 ALT, ⇒11/2007 CA CA, ⇒01/2008

FOCUS III

1.6 EcoBoost	04/11-	JQDA, JQDB, JTDA, JTDB	110-134	1596	6PK1555 CT881	ALT CA
1.6 Flexifuel	04/11-	MUDA	88	1596	CT881	CA
1.6 TDCi	04/11-	T1DA, T1DB, T3DA, T3DB	70-85	1560	6PK800 6PK962 VD1096 CT1162	ALT, (AC) ALT, (AC) CA
1.6 Ti	04/11-	IQDB, PNDA, XTDA	63-92	1596	6PK868 ELAST 6PK1059 ELAST 6PK1059 ELAST T2 CT881 CT881K3 CT881WP2	AC, (-ELECTR PS), (HYDRAULIC PS) ALT, (-ELECTR PS), (HYDRAULIC PS) ALT, (-ELECTR PS), (HYDRAULIC PS) CA CA CA
2.0 TDCi	04/11-	TXDB, TYDA, UFDB, UKDB	85-120	1997	6PK1244 CT1140 CT1140K1	ALT CA CA

FUSION (JU)

1.25	08/04-	FUJA, FUJB	55	1242	6PK690 ELAST 6PK1019 ELAST 6PK1042 ELAST 6PK1019 ELAST T1 6PK1042 ELAST T1 CT881 CT881K2 CT881K3 CT881K5 CT881WP1 CT881WP2	PS, (AC) ALT, (AC) ALT, (AC) ALT, (PS), (AC) ALT, (PS), (AC) CA CA, ⇒04/2005 CA, 05/2005⇒, ⇒08/2009 CA, 08/2009⇒ CA, ⇒04/2005 CA, 05/2005⇒, ⇒08/2009
1.4	08/02-	FXJA, FXJB, FXJC	59	1388	6PK690 ELAST 6PK1019 ELAST 6PK1042 ELAST 6PK1019 ELAST T1 6PK1042 ELAST T1 CT881 CT881K2 CT881K3 CT881K5 CT881WP1 CT881WP2	PS, (AC) ALT, (AC) ALT, (AC) ALT, (PS), (AC) ALT, (PS), (AC) CA CA, ⇒04/2005 CA, 05/2005⇒, ⇒08/2009 CA, 08/2009⇒ CA, ⇒04/2005 CA, 05/2005⇒, ⇒08/2009
1.4 TDCi	08/02-	F6JA, F6JB	50	1399	6PK1345 6PK1705 AP9038 VD1094	ALT, PS ALT, PS, AC ALT, (Valeo), FOR ALT: 150A, OE-NO 2S6T-10300-BA, (2.HEATER)



ContiTech



FORD

FUSION (JU_)



1.6	08/02-	FYJA, FYJB	74	1596	MS08 CT1063 CT1063K1 CT1063WP2	ONLY WITH VD1094 CA CA, MTR-CODE: F6JA CA, ⇨05/2004
1.6	08/02-	FYJA, FYJB	74	1596	5PK690 ELAST 6PK1019 ELAST 6PK1042 ELAST 6PK1019 ELAST T1 6PK1042 ELAST T1 CT881 CT881K2 CT881K3 CT881K5 CT881WP1 CT881WP2	PS, (AC) ALT, (AC) ALT, (AC) ALT, (PS), (AC) ALT, (PS), (AC) CA CA, ⇨04/2005 CA, 05/2005⇨, ⇨08/2009 CA, 08/2009⇨ CA, ⇨04/2005 CA, 05/2005⇨, ⇨08/2009
1.6 TDCi	11/04-	HHJA, HHJB	66	1560	6PK800 6PK976 AP9029 VD1094 MS08 CT1092 CT1092K1 CT1092WP1	ALT, (AC) ALT, AC ALT, (Denso), FOR ALT: 120A, OE-NO 8M5T-10300-PB, 3M5T-10300-PC, 3M5T-10300-PD, FOR ALT: 150A, OE-NO 8M5T-10300-YB, 3M5T-10300-YC, 3M5T-10300-YD ONLY WITH VD1094 CA, MTR-CODE: HHJA, HHJB CA CA

GALAXY						
1.6 EcoBoost	02/11-	JTWA, JTWB	118	1596	6PK1555 CT881	ALT CA
1.6 TDCi	02/11-		85	1560	6PK800 6PK962 VD1096 CT1162	ALT, (AC) ALT, (AC)
1.8 TDCi	05/06-	FFWA, QYWA	74-92	1753	6PK1685 AP9045 AP9046 VD1039 CT983 CT983K1	ALT ALT, (Denso), FOR ALT: 150A, OE-NO 6G9N-10300-UD, OPT ALT, (Denso), FOR ALT: 150A, OE-NO 6G9N-10300-UD CA CA
2.0	05/06-	AOWA, AOWB	107	1999	6PK2196	ALT, PS, AC
2.0 TDCi	05/06-	AZWA, KLWA, TYWA	85-96	1997	6PK1205 AP9023 CT1091 CT1091K1 CT1091WP1	ALT ALT, (Bosch), FOR ALT: 150A, OE-NO 6G9N-10300-XC CA CA CA
		AZWC, QXWA, QXWB, QXWC, UFWA, UKWA	100-103	1997	6PK1205 6PK1244 AP9023 CT1091 CT1140 CT1091K1 CT1140K1 CT1091WP1	ALT, ⇨03/2010 ALT, 03/2010⇨ ALT, (Bosch), FOR ALT: 150A, OE-NO 6G9N-10300-XC CA, ⇨03/2010 CA, 03/2010⇨ CA, ⇨03/2010 CA, 03/2010⇨ CA, ⇨03/2010
	03/10-	TXWA	120	1997	6PK1244 CT1140 CT1140K1	ALT CA CA





FORD						
GALAXY						
↔ 2.2 TDCi	03/08-	Q4BA, Q4WA	129	2179	6PK1743 AP9023 CT1142 CT1142K1	ALT ALT, (Bosch), FOR ALT: 156A, OE-NO 6G9N 10300 ADA, 6G9N 10300 ADB, ALT-No: 0 121 615 021 CA CA
	07/10-	KNWA	147	2179	6PK1743 CT1142 CT1142K1	ALT CA CA
2.3	07/07-	SEWA	118	2261	6PK2245	ALT
GALAXY (WGR)						
1.9 TDI	04/00-05/06	AUY	85	1896	6DPK1195 6PK1120 6DPK1195D2 AP9001 VD1076 VD1091 MS17 MS18 CT1028 CT1028K2 CT1028K3 CT1028K4 CT1028WP2 CT1028WP4 CT1028WP7	ALT, (AC) ALT, (AC) ALT, (AC), 08/2003⇒, ⇒08/2006 ALT, (Bosch), FOR ALT: 90A, OE-NO 98VW-10300-CA, 3M21-10300-AA, FOR ALT: 120A, OE-NO VW98-10300-EA, 3M21-10300-BA, 4M21-10300-EA MTR-CODE: ASZ, 09/2003⇒ MTR-CODE: ASZ, ⇒08/2003 ONLY WITH VD1091 ONLY WITH VD1076 CA, WP CA, WP, ⇒03/2002 CA, WP, 04/2002⇒ CA, WP, ⇒03/2002 CA, WP, 04/2002⇒, ⇒05/2002 CA, WP, 05/2002⇒ CA, WP, ⇒03/2002
	02/03-05/06	ASZ	96	1896	6DPK1195 6PK1120 6DPK1195D2 AP9001 VD1076 VD1091 MS17 MS18 CT1028 CT1028K3 CT1028WP3	ALT, (AC) ALT, (AC) ALT, (AC), 08/2003⇒, ⇒08/2006 ALT, (Bosch), FOR ALT: 90A, OE-NO 98VW-10300-CA, 3M21-10300-AA, FOR ALT: 120A, OE-NO 98VW-10300-EA, 3M21-10300-BA, 4M21-10300-EA MTR-CODE: ASZ, 09/2003⇒ MTR-CODE: ASZ, ⇒08/2003 ONLY WITH VD1091 ONLY WITH VD1076 CA, WP CA, WP CA, WP
	05/05-05/06	BTB	110	1896	6DPK1195 6PK1120 6DPK1195D2 AP9001 VD1076 MS18 CT1028 CT1028K3	ALT, (AC) ALT, (AC) ALT, (AC), 01/2005⇒, ⇒08/2006 ALT, (Bosch), FOR ALT: 90A, OE-NO 98VW-10300-CA, 3M21-10300-AA, FOR ALT: 120A, OE-NO 98VW-10300-EA, 3M21-10300-BA, 4M21-10300-EA ONLY WITH VD1076 CA, WP CA, WP
	03/95-05/06	AHU, 1Z, ANU	66	1896	11,5X730Ld 11,5X790Ld 6DPK1195 6PK1045 6PK1054 6PK1120 6PK1145 6PK1153 6PK923	PS, (AC), MTR-CODE: 1Z, AHU PS, WP, (AC), MTR-CODE: 1Z, AHU ALT, PS, (AC), MTR-CODE: ANU ALT, (AC), (TENS DAMPER), MTR-CODE: 1Z, AHU, ⇒CH-NO 7M-Y-020 000 ALT, (AC), (TENS DAMPER), MTR-CODE: 1Z, AHU, CH-NO 7M-Y-020 001⇒ ALT, PS, (AC), MTR-CODE: ANU ALT, (AC), MTR-CODE: 1Z, AHU, ⇒09/1999 ALT, (AC), MTR-CODE: 1Z, AHU, 09/1999⇒ ALT, (AC), (TENS DAMPER), MTR-CODE: 1Z, AHU



FORD

GALAXY (WGR)



					6DPK1195D1 AP9001 VD1076 VD1084 VD1091 MS13 MS17 MS18 CT1028 CT945 CT1028K1 CT1028K2 CT1028K3 CT1028K4 CT1028K5 CT945K1 CT1028WP4 CT1028WP6 CT1028WP7	ALT, PS, (AC), MTR-CODE: ANU, CH-NO 7M-4-015 001⇒ ALT, (Bosch), FOR ALT: 90A, OE-NO 98VW-10300-CA, 3M21-10300-AA, FOR ALT: 120A, OE-NO 98VW-10300-EA, 3M21-10300-BA, 4M21-10300-EA 09/2003⇒ ⇒03/2000 04/2000⇒, ⇒08/2003 ONLY WITH VD1084 ONLY WITH VD1091 ONLY WITH VD1076 CA, WP, MTR-CODE: ANU CA, MTR-CODE: 1Z, AHU CA, WP, MTR-CODE: ANU, ⇒MTR-NO 005 000 CA, WP, MTR-CODE: ANU, MTR-NO 005 001⇒, ⇒MODEL '02 CA, WP, MTR-CODE: ANU, MODEL '03⇒ CA, WP, MTR-CODE: ANU, MTR-NO 005 001⇒, ⇒MODEL '02 CA, WP, MTR-CODE: ANU, ⇒MTR-NO 005 000 CA, MTR-CODE: 1Z, AHU CA, WP, MTR-CODE: ANU, MODEL '03⇒ CA, WP, MTR-CODE: ANU, ⇒MTR-NO 005 000 CA, WP, MTR-CODE: ANU, MTR-NO 005 001⇒, ⇒MODEL '02
	08/97-04/00	AFN, AVG	81	1896	11,5X730Ld 11,5X790Ld 6PK1045 6PK1054 6PK1145 6PK1153 6PK923 AP9001 AP9004 VD1084 MS13 CT945 CT945K1	PS, (-AC) PS, WP, (AC) ALT, (AC), FOR ALT: 120A, 11/1994⇒, ⇒09/1999 ALT, (-AC), FOR ALT: 120A, 09/1999⇒, ⇒03/2000 ALT, (AC), ⇒09/1999 ALT, (AC), 09/1999⇒ ALT, (AC), FOR ALT: 90A, 11/1994⇒, ⇒03/2000 ALT, (Bosch), FOR ALT: 90A, OE-NO 98VW-10300-CA, 3M21-10300-AA, FOR ALT: 120A, OE-NO 98VW-10300-EA, 3M21-10300-BA, 4M21-10300-EA ALT, (Bosch), FOR ALT: 120A, OE-NO 97VW-10300-EA, 028 903 026 G ONLY WITH VD1084 CA CA
2.0 i	11/95-05/06	NSE, ZVSA	85	1998	6PK1420 6PK1570	ALT ALT, (AC)
2.3 16V	09/01-05/06	E5SB	103	2295	6PK1570	ALT, PS, AC
	01/97-05/06	Y5B, E5SA	107	2295	6PK1420 6PK1570	ALT, PS ALT, PS, AC
2.8 i V6, 2.8 i V6 4x4	11/95-04/00	AAA, AMY	128	2792	7DPK1360 7PK1290 AP9001	ALT, (AC) ALT, (AC) ALT, (Bosch), OE-NO 98VW-10300-EA, 4M21-10300-EA, FOR ALT: 120A, OE-NO 4M21-10300-CA, FOR ALT: 150A
2.8 V6	04/00-05/06	AYL	150	2792	6DPK1320 AP9001	ALT, (AC) ALT, (Bosch), OE-NO 98VW-10300-EA, 4M21-10300-EA, FOR ALT: 120A, OE-NO 4M21-10300-CA, FOR ALT: 150A
GRANADA (GU, GNU)						
1.7	08/77-07/81	MY	54	1699	AVX10X1150	ALT
2.0	08/79-08/85	NEP, NEK	74-77	1993	11,9X1042Ld	ALT, ⇒02/1982, (PS), 2X
					11,9X1171Ld	ALT, 02/1982⇒, (PS), 2X
					11,9X868Ld	ALT
					CT687	CA





FORD

GRANADA (GU, GNU)

	08/77-08/85	NYP	66	1998		CT687K1	CA, MTR-CODE: TL20 OHC
						11,9X1013Ld	ALT, 05/1979⇨
						11,9X1013Ld	ALT, ⇨05/1979, (AC)
						11,9X1042Ld	ALT, ⇨05/1979
						AVX13X1160	AC, 06/1981⇨
						AVX13X1250	AC, ⇨06/1981
						AVX13X1250	PS, 06/1981⇨
						AVX13X1275	PS, ⇨06/1981
2.1 D	08/77-08/82	WTA	46	2112		CT687K1	CA, MTR-CODE: TL20 OHC
						11,9X1214Ld	ALT, WP, ⇨06/1982
						AVX10X1000	PS, 06/1982⇨
						AVX10X1060	WP, 06/1982⇨
						AVX10X690	VACP, ⇨06/1981
						AVX10X725	VACP, 06/1982⇨
						AVX10X750	FAN, ⇨06/1982
						AVX10X785	VACP, 06/1981⇨, ⇨06/1982
2.3	06/81-08/85	YYU	82	2294		11,9X1013Ld	ALT
						AVX13X1160	AC, 06/1981⇨
						AVX13X1250	PS, 06/1981⇨
						AVX13X1250	AC, ⇨06/1981
	06/79-08/85	YYP	84	2294		11,9X1013Ld	ALT, ⇨06/1979, (AC)
						11,9X1013Ld	ALT, 06/1979⇨
						AVX13X1160	AC, 06/1981⇨
						AVX13X1250	PS, 06/1981⇨
2.5 D	08/82-08/85	STP	51	2499		AVX10X1000	PS
						AVX10X1060	WP
						AVX10X710	VACP, 07/1984⇨
						AVX10X725	VACP, ⇨07/1984
2.8, 2.8 i	06/81-08/85	PRC, PYU	97-110	2792		11,9X1013Ld	ALT
						AVX13X1160	AC
						AVX13X1250	PS
	08/77-08/85	PRB, PRD, PYA	99-118	2792		11,9X1013Ld	ALT, ⇨05/1979, (AC)
						11,9X1013Ld	ALT, 05/1979⇨
						11,9X1042Ld	ALT, ⇨05/1979
	AVX13X1160	AC, 06/1981⇨					
	AVX13X1250	PS, 06/1981⇨					
	AVX13X1250	AC, ⇨06/1981					
	AVX13X1275	PS, ⇨06/1981					

GRAND C-MAX

1.6 EcoBoost	12/10-	JQDA, JQDB	110-134	1596		6PK1555	ALT
						CT881	CA
1.6 TDCi	12/10-	T1DA, T1DB, T3DA, T3DB	70-85	1560		6PK800	ALT, (AC)
						6PK962	ALT, (AC)
						VD1096	
1.6 Ti	12/10-	PNDA	92	1596		CT1162	CA
2.0 TDCi	12/10-	UFDB, UKDB, TXDB, TYDA	85-120	1997		CT881	CA
						6PK1244	ALT
						CT1140	CA
	CT1140K1	CA					

KA

1.2	10/08-	FP4	51	1242		4PK665	ALT, (AC)
						5PK1145	ALT, (AC)
						CT1115	CA
						CT1115K1	CA





FORD

KA ↔ 1.3 TDCi	10/08-	FD4	55	1248	∞ ∞	6PK1180 6PK1310	ALT, (AC) ALT, (AC)
KA (RB.) 1.3 i	06/98-11/08	JJD, JJF, JJG, JJH, J JL	36	1299	∞ ∞ ∞ ∞	AVX10X825 6PK1448 6PK1760 6PK1930	ALT, (-PS), (-AC), ⇨10/2002 ALT, WP, PS, (-AC), 10/1998⇨, ⇨10/2002, OE-NO 1085038, (MECH-TP) ALT, WP, PS, (-AC), ⇨10/2002, OE-NO 1036917, (AUTOM-TP) ALT, WP, PS, AC, ⇨10/2002
	08/02-11/08	A9A, A9B	51	1299	∞ ∞	6PK1705 6PK2196	ALT, PS, (-AC) ALT, PS, AC
	09/96-10/02	JJB	37	1299	∞ ∞ ∞ ∞	AVX10X825 6PK1448 6PK1760 6PK1930 6PK862	ALT, (-PS), (-AC), 02/1998⇨, ⇨10/2002 ALT, (PS), (-AC), 10/1998⇨, ⇨10/2002, OE-NO 1085038, (MECH-TP) ALT, (PS), (-AC), 10/1996⇨, ⇨10/2002, OE-NO 1036917, (AUTOM-TP) ALT, (PS), (AC), 10/1996⇨, ⇨10/2002 ALT, (-PS), (-AC), ⇨01/1998
	09/96-11/08	J4D, J4K, J4M, J4N, J4P, J4S, BAA	44	1299	∞ ∞ ∞ ∞ ∞	AVX10X825 6PK1448 6PK1705 6PK1760 6PK1930 6PK862	ALT, (-PS), (-AC), 02/1998⇨, ⇨10/2002 ALT, (PS), (-AC), 10/1998⇨, ⇨10/2002, OE-NO 1085038, (MECH-TP) ALT, (PS), (-AC), 10/2002⇨, OE-NO 1089877 ALT, (PS), (-AC), 10/1996⇨, ⇨10/2002, OE-NO 1036917, (AUTOM-TP) ALT, (PS), (AC), 10/1996⇨, ⇨10/2002 ALT, (-PS), (-AC), ⇨01/1998
1.6 i	07/03-11/08	CDB, CDC	70	1599	∞ ∞	6PK1705 6PK2196	ALT, PS, (-AC) ALT, PS, AC
KUGA I 2.0 TDCi	03/08-	G6DG, UKDA	100	1997	∞ ⊙ ∞ ∞ ∞ ∞ ∞	6PK1217 AP9029 CT1091 CT1140 CT1091K1 CT1140K1 CT1091WP1	ALT ALT, (Denso), FOR ALT: 120A, OE-NO 3M5T-10300-PD CA, ⇨05/2010 CA, 05/2010⇨ CA, ⇨05/2010 CA, 05/2010⇨ CA, ⇨05/2010
2.0 TDCi, 2.0 TDCi 4x4	03/08-	G6DG, TXDA, UFDA, UKDA	100-120	1997	∞ ∞ ∞	6PK1244 CT1140 CT1140K1	ALT CA CA
2.5 4x4	03/09-	HYDB	147	2522	∞ ∞ ∞	5PK890 CT979 CT979K3	ALT CA CA
MAVERICK 2.0 16V	02/01-	YF	91	1989	∞ ∞ ∞	6PK1973 6PK2100 CT978	ALT, (AC) ALT, (AC) CA
2.3 16V	03/04-	GZ	110	2261	∞	6PK2277	ALT, PS, AC, WP
3.0 V6 24V	02/01-	AJ	145	2967	∞ ∞	3PK683 6PK2080	WP ALT
	03/04-	AJ	149	2967	∞	3PK648	ALT
MAVERICK (UDS, UNS) 2.4 i	02/93-04/98	KA-24, KA24-E	85-91	2389	∞ ∞ ∞	AVX10X900 AVX13X1150 AVX13X925	ALT PS AC
2.7 TD	02/93-08/96	TD27	74	2663	∞ ∞ ∞	AVX13X1150 AVX13X1150 AVX13X925	ALT PS AC
	09/96-04/98	TD27E	92	2664	∞ ∞ ∞	AVX13X1150 AVX13X1150 AVX13X925	PS ALT AC





FORD						
MONDEO I (GBP, BNP)						
↔ 1.6 i 16V	02/93-08/96	L1F, L1J	65-66	1597	6PK1715 6PK2080 6PK2080 6PK2100 CT728 CT728K1	ALT, PS 09/1995↔, (AUTOM) ALT, PS, AC, ↔08/1995 ALT, PS, AC, 09/1995↔, (MANL) CA CA
1.8 i 16V, 1.8 i 16V 4x4	02/93-08/96	RKA, RKB	82-85	1796	6PK1715 6PK2080 6PK2080 6PK2100 CT728 CT728K1	ALT, PS ALT, PS, AC, ↔08/1995 09/1995↔, (AUTOM) ALT, PS, AC, 09/1995↔, (MANL) CA CA
1.8 TD	06/93-08/96	RFM, RFN	65-66	1753	5PK585 5PK875 5PK890 CT901(SET) CT901K1 CT901K2 CT901K4	PS ALT AC CA CA, ↔09/1995 CA, 10/1995↔ CA, 10/1995↔, OPT
2.0 i 16V, 2.0 i 16V 4x4	01/93-08/96	NGA	97-100	1988	6PK1715 6PK2080 6PK2080 6PK2100 CT728 CT728K1	ALT, PS ALT, PS, AC, ↔08/1995 09/1995↔, (AUTOM) ALT, PS, AC, 09/1995↔, (MANL) CA CA
2.5 i 24V	07/94-08/96	SEA	125	2544	3PK683 6PK1590 6PK1815	WP ALT ALT, AC
MONDEO II (BAP, BNP, BFP)						
1.6 i	09/96-11/00	L1J	66	1597	6PK1715 6PK1973 6PK2080 6PK2100 6PK2100 6PK2120 CT728 CT978 CT728K1 CT978K1 CT978K2	ALT, PS, ↔05/1998 ALT, PS, 05/1998↔ ALT, PS, AC, (AUTOM), ↔05/1998 ALT, PS, AC, ↔05/1998, (MANL) 05/1998↔, (AUTOM) ALT, PS, AC, (MANL), 05/1998↔ CA, ↔05/1998 CA, 05/1998↔ CA, ↔05/1998 CA, 01/1999↔ CA, 05/1998↔, ↔01/1999
1.6 i 16V	05/98-11/00	L1L, L1N, L1Q	70	1597	6PK1715 6PK1973 6PK2080 6PK2100 6PK2100 6PK2120 CT728 CT978 CT978K1 CT978K2	ALT, PS, ↔05/1998 ALT, PS, 05/1998↔ ALT, PS, AC, (AUTOM), ↔05/1998 ALT, PS, AC, ↔05/1998, (MANL) 05/1998↔, (AUTOM) ALT, PS, AC, (MANL), 05/1998↔ CA, ↔05/1998 CA, 05/1998↔ CA, 01/1999↔ CA, ↔01/1999
1.8 i	09/96-11/00	RKB, RKF, RKH, RKJ, RKK	85	1796	6PK1715 6PK1973 6PK2080 6PK2100 6PK2100 6PK2120 CT728 CT978 CT728K1 CT978K1	ALT, PS, ↔05/1998 ALT, PS, 05/1998↔ ALT, PS, AC, (AUTOM), ↔05/1998 ALT, PS, AC, ↔05/1998, (MANL) 05/1998↔, (AUTOM) ALT, PS, AC, (MANL), 05/1998↔ CA, ↔05/1998 CA, 05/1998↔ CA, ↔05/1998 CA, 01/1999↔





ContiTech



FORD

FORD

MONDEO II (BAP, BNP, BFP)

1.8 TD	09/96-11/00	RFN	66	1753	CT978K2 5PK585 5PK875 5PK890 CT901(SET) CT901K3 CT901WP3	CA, 05/1998⇔, ⇔01/1999 PS ALT AC CA CA CA, MTR-CODE: RFN, D18TI
2.0 i	09/96-11/00	NGA, NGB, NGC, NGD	96	1988	6PK1715 6PK1973 6PK2080 6PK2100 6PK2100 6PK2120 CT728 CT978 CT728K1 CT978K1 CT978K2	ALT, PS, ⇔05/1998 ALT, PS, 05/1998⇔ ALT, PS, AC, (AUTOM), ⇔05/1998 ALT, PS, AC, ⇔05/1998, (MANL) 05/1998⇔, (AUTOM) ALT, PS, AC, (MANL), 05/1998⇔ CA, ⇔05/1998 CA, 05/1998⇔ CA, ⇔05/1998 CA, 01/1999⇔ CA, 05/1998⇔, ⇔01/1999
2.5 24V, 2.5 ST 200	09/96-11/00	SEA, SEB, SEC, SGA	125-151	2495	3PK683 6PK1590 6PK1820	WP ALT, (-AC) ALT, (AC)

MONDEO III (B5Y, BWY, B4Y)

1.8 16V, 1.8 Sci	11/00-08/07	CFBA, CGBA, CGBB, CHBA, CHBB	81-96	1798	6PK2225 AP9037	ALT ALT, (Visteon), FOR ALT: 115A, OE-NO 1S7T-10300-CF
2.0 16V	11/00-08/07	CJBA, CJBB	107	1999	6PK2225 AP9037	ALT ALT, (Visteon), FOR ALT: 115A, OE-NO 1S7T 10300 CC, 1S7T 10300 CD, 1S7T 10300 AB
2.0 16V DI / TDDi / TDCi	11/00-08/07	D5BA, SDBA	66	1998	4PK711 ELAST 4PK735 4PK735 6PK1642 VD1110	PS, ENGINE: DI 2.0, 09/2004⇔ PS, ENGINE: DI 2.0, ⇔09/2004 PS, ENGINE: TDCI 2.0, 03/2006⇔ ALT
2.0 16V TDDi / TDCi, 2.0 TDCi	11/00-08/07	D6BA, FMBA, HJBA, HJBB, HJBC, N7BA	85-96	1998	4PK735 6PK1642 VD1110	PS ALT
2.2 TDCi	09/04-08/07	QJBA, QJBB	114	2198	4PK711 ELAST 4PK735 6PK1642 VD1110	PS, 09/2004⇔ PS, 08/2004⇔, ⇔09/2004 ALT, 08/2004⇔
2.5 V6 24V	11/00-08/07	LCBD	125	2495	3PK683 6PK2077	WP ALT
3.0 V6 24V	09/04-08/07	REBA	150	2967	6PK2077	ALT
ST220	04/02-08/07	MEBA	166	2967	3PK683 6PK2077	WP ALT

MONDEO IV

1.6 EcoBoost	02/11-	JTBA	118	1596	6PK1555 CT881	ALT CA
1.6 TDCi	02/11-	T1BB	85	1560	6PK800 6PK962 VD1096 CT1162	ALT, (-AC) ALT, (AC) CA
1.6 Ti	03/07-	PNBA, RHBA	81-92	1596	5PK694 ELAST 6PK1029 ELAST 6PK1029 ELAST T1 CT881 CT881K3 CT881K5 CT881WP2	PS ALT ALT, PS CA CA, ⇔08/2009 CA, 08/2009⇔ CA, ⇔08/2009
	07/10-	KGBA	88	1596	5PK694 ELAST 6PK1029 ELAST	PS ALT





FORD						
MONDEO IV						
					6PK1029 ELAST T1 CT881 CT881K5	ALT, PS CA CA
1.8 TDCi	03/07-	FFBA, KHBA, QYBA	74-92	1753	6PK1685 AP9045 AP9046 VD1039 CT983 CT983K1	ALT ALT, (Denso), FOR ALT: 150A, OE-NO 6G9N-10300-UD, OPT ALT, (Denso), FOR ALT: 150A, OE-NO 6G9N-10300-UD CA CA
2.0 TDCi	03/07-	AZBA, KLBA, LPBA, QXBA, QXBB, TYBA, UFBA	85-103	1997	6PK1845 AP9023 CT1091 CT1091K1 CT1091WP1	ALT ALT, (Bosch), FOR ALT: 156A, OE-NO 6G9N 10300 ADA, 6G9N 10300 ADB, ALT-No: 0 121 615 021, FOR ALT: 150A, OE-NO 7G9N 10300 EA, ALT-No: 0 121 615 028 CA CA CA
	03/10-	TXBA	120	1997	6PK1845 CT1140 CT1140K1	ALT CA CA
	03/07-	AZBC, UKBA	100	1997	6PK1845 CT1091 CT1140 CT1091K1 CT1140K1	CA, ⇨03/2010 CA, 03/2010⇨ CA, ⇨03/2010 CA, 03/2010⇨
2.0, 2.0 Flexifuel, 2.0 LPG	03/07-	AOBA, AOBC, TBBA, TBBB	107	1999	6PK2196	ALT
2.2 TDCi	03/08-	Q4BA	129	2179	6PK1743 AP9023 CT1142 CT1142K1	ALT ALT, (Bosch), FOR ALT: 156A, OE-NO 6G9N 10300 ADA, 6G9N 10300 ADB, ALT-No: 0 121 615 021 CA CA
	07/10-	KNBA	147	2179	6PK1743 CT1142 CT1142K1	ALT CA CA
2.3	07/07-	SEBA	118	2261	6PK2245	ALT
2.5	03/07-	HUBA	162	2521	5PK1095 5PK628 ELAST CT979 CT979K3	ALT AC CA CA
ORION I (AFD)						
1.3	07/83-03/86	JPA	51	1296	11,9X758Ld 11,9X772Ld 11,9X806Ld CT688	ALT, 01/1986⇨ ALT, 04/1984⇨, ⇨12/1985 ALT, ⇨04/1984 CA
1.6	07/83-03/86	LP1, LPA	58	1597	11,9X758Ld 11,9X772Ld 11,9X806Ld CT690 CT690K1	ALT, 01/1986⇨ ALT, 04/1984⇨, ⇨12/1985 ALT, ⇨04/1984 CA CA, MTR-CODE: HL16 CVH
1.6 D	02/84-03/86	LTA	40	1608	AVX10X850 CT616 CT616K1	ALT CA CA, MTR-CODE: D16
1.6 i	07/83-03/86	LR1, LRA	77	1597	11,9X783Ld CT690 CT690K1	ALT CA CA, MTR-CODE: HL16 CVH
ORION II (AFF)						
1.3	11/86-07/88	JPA	51	1296	11,9X758Ld	ALT
	12/85-07/90	JLA, JLB, JBB	44	1297	AVX10X800	ALT, 08/1988⇨, ⇨04/1989

FORD



ContiTech



FORD

ORION II (AFF)

					∞	AVX10X813	ALT, 04/1989⇔
					∞	AVX10X825	ALT, ⇔08/1988
1.4	01/86-07/90	FUC	54	1392	∞	11,9X768Ld	ALT, 10/1987⇔, ⇔07/1990
					▬▬▬	CT690	CA, 02/1987⇔, ⇔07/1990
					▬▬▬	CT690K1	CA
1.4, 1.4 KAT	12/85-07/90	F6B, F6D, FUA, FUA A	52-55	1392	∞	11,9X772Ld	ALT
					▬▬▬	CT690	CA
					▬▬▬	CT690K1	CA
1.6	12/85-07/90	LUC	66	1597	▬▬▬	CT690	CA, 04/1986⇔, ⇔07/1990
					▬▬▬	CT690K1	CA
1.6 D	12/85-01/89	LTC	40	1608	∞	AVX10X850	ALT
					▬▬▬	CT616	CA
					▬▬▬	CT616K1	CA
1.6 i	03/86-07/90	LRB	77	1597	∞	11,5X755Ld	ALT, ⇔12/1988
					∞	11,9X768Ld	ALT
					∞	11,9X793Ld	ALT, 12/1988⇔
					∞	AVX10X625	ALT, (AC), ⇔12/1988
					∞	AVX13X850	AC
1.6 i KAT	03/86-07/90	L4B	66	1597	∞	11,9X758Ld	ALT
					∞	6PK844	AC, 01/1988⇔, ⇔10/1989
					∞	6PK915	AC, 10/1989⇔
					▬▬▬	CT690	CA
					▬▬▬	CT690K1	CA
1.8 D	01/89-07/90	RTA, RTB	44	1753	∞	3PK648	ALT
					∞	6PK844	AC
					∞	6PK915	ALT, AC
					▬▬▬	CT901(SET)	CA
					▬▬▬	CT901K1	CA

ORION III (GAL)

1.3	07/90-12/93	J6A, J4B	44	1299	∞	AVX10X800	ALT
1.4	07/90-12/93	F6F, F6G, FUH	52-54	1391	∞	11,9X758Ld	ALT, 08/1990⇔
					∞	6PK1420	ALT, PS, 08/1990⇔
					∞	6PK1635	ALT, PS, AC, 08/1990⇔
					∞	6PK995	ALT, AC, 08/1990⇔
					▬▬▬	CT690	CA, ⇔04/1992
					▬▬▬	CT729	CA, 04/1992⇔
					▬▬▬	CT690K1	CA, ⇔04/1992
					▬▬▬	CT729K1	CA, 05/1992⇔
1.6	07/90-12/92	LUJ, LUK	66	1598	∞	11,9X758Ld	ALT, 08/1990⇔
					∞	6PK1420	ALT, PS, 08/1990⇔
					∞	6PK1635	ALT, PS, AC, 08/1990⇔
					∞	6PK995	ALT, AC, 08/1990⇔
					▬▬▬	CT690	CA, ⇔04/1992
					▬▬▬	CT729	CA, 04/1992⇔
					▬▬▬	CT690K1	CA, ⇔04/1992
					▬▬▬	CT729K1	CA, 05/1992⇔
1.6 i	07/90-09/92	LJF	77	1598	∞	11,9X758Ld	ALT
					∞	6PK1420	ALT, PS
					∞	6PK1635	ALT, PS, AC
					∞	6PK995	ALT, AC
					▬▬▬	CT690	CA, ⇔04/1992
					▬▬▬	CT729	CA, 04/1992⇔
					▬▬▬	CT690K1	CA, ⇔04/1992
					▬▬▬	CT729K1	CA, 05/1992⇔
1.6 i 16V	07/92-12/93	L1E, L1K	66	1597	∞	6PK1530	ALT, AC
					∞	6PK1815	ALT, PS
					∞	6PK1900	ALT, PS, AC
					∞	6PK915	ALT
					▬▬▬	CT728	CA
					▬▬▬	CT728K1	CA, MTR-CODE: ZH18 ZETEC E
1.8 D	11/90-12/93	RTE, RTF, RTH	44	1753	∞	3PK648	ALT, ⇔05/1991
					∞	3PK675	ALT, 05/1991⇔, ⇔12/1991





FORD

FORD						
ORION III (GAL)						
					∞	5PK1010 ALT, PS
					∞	5PK1010 ALT, AC
					∞	6PK915 ALT, 01/1992⇒
					▲▲▲	CT901(SET) CA
					▲▲▲	CT901K1 CA
1.8 i 16V	01/92-12/93	RDA, RQB	77-96	1796	∞	6PK1530 ALT, AC
					∞	6PK1815 ALT, PS
					∞	6PK1900 ALT, PS, AC
					∞	6PK915 ALT
					▲▲▲	CT728 CA
					▲▲▲	CT728K1 CA, MTR-CODE: ZH18 ZETEC E
1.8 TD	03/92-12/93	RFD, RFK	66	1753	∞	3PK675 ALT
					▲▲▲	CT901(SET) CA
					▲▲▲	CT901K1 CA
P 100 II						
1.8 TD	10/87-12/92	RFA	55	1753	▲▲▲	CT901(SET) CA
					▲▲▲	CT901K1 CA
PUMA (EC_)						
1.4 16V	11/97-10/00	FHD, FHF	66	1388	∞	6PK1180 ALT
					∞	6PK1767 ALT, PS
					∞	6PK1775 ALT, AC
					∞	6PK1930 ALT, AC, PS, ⇒08/1999
					▲▲▲	CT881 CA
					▲▲▲	CT881K2 CA, 05/1998⇒
					▲▲▲	CT881K4 CA, ⇒04/1998
					▲▲▲	CT881WP1 CA, 05/1998⇒
1.6 16V	08/00-06/02	L1W	76	1596	∞	6PK1755 ALT, PS
					∞	6PK1930 ALT, PS, AC
					▲▲▲	CT881 CA
					▲▲▲	CT881K2 CA
					▲▲▲	CT881WP1 CA
1.7 16V	03/97-06/02	MHA, MHB	92	1679	∞	6PK1750 ALT, (AC)
					∞	6PK1930 ALT, (AC), ⇒08/1999
					▲▲▲	CT881 CA
RANGER						
2.5 TDCi 4x4, 2.5 TDdi	05/06-	WLAA	105	2499	∞	2XAVX13X1100 ALT
					∞	AVX13X1000 AC
					▲▲▲	CT1151 CA
3.0 TDCi, 3.0 TDCi 4x4	05/06-	WEAT	115	2953	∞	2XAVX13X1100 ALT
					∞	AVX13X1000 AC
					▲▲▲	CT1151 CA
RANGER (TU_)						
2.2	03/02-09/05		78	2184	∞	AVX13X825 PS
					∞	AVX13X950 ALT
					∞	AVX13X950 AC
					▲▲▲	CT774 CA
					▲▲▲	CT774K1 CA
2.5 D, 2.5 D 4x4, 2.5 TD, 2.5 TD 4x4	10/99-06/06	WL, WL-T	57-80	2500	∞	2XAVX13X1100 ALT
					∞	AVX13X1000 AC
					▲▲▲	CT1020 CA
2.5 Tddi, 2.5 TDdi 4x4	04/02-09/05		86	2499	∞	AVX13X1000 AC
					∞	AVX13X1100 ALT, 2x
					▲▲▲	CT1020 CA
SCORPIO I (GAE, GGE)						
1.8	04/85-02/92	REC	66	1796	∞	11,9X1013Ld AC, ⇒08/1988, ENGINE: OHC
					∞	11,9X1183Ld ALT, (PS), ⇒04/1989, ENGINE: OHC
					∞	11,9X885Ld ALT, ENGINE: OHC, FOR ALT: 70A, FOR ALT: 90A, ⇒04/1989, 2X
					∞	AVX10X913 ALT, ENGINE: OHC, ⇒04/1989, FOR ALT: 55A
					∞	AVX10X975 AC, 08/1988⇒, ⇒04/1989, ENGINE: OHC
					∞	6PK1230 ALT, 04/1989⇒, ⇒11/1989, ENGINE: DOHC, (AUTOM)





FORD

SCORPIO I (GAE, GGE)



					6PK1256 6PK1560 6PK1815 6PK1820 6PK1965 CT687	ALT, 04/1989⇨, ENGINE: DOHC ALT, AC, 04/1989⇨, ENGINE: DOHC ALT, PS, 04/1989⇨, ENGINE: DOHC ALT, PS, 04/1989⇨, ENGINE: DOHC ALT, PS, AC, 04/1989⇨, ENGINE: DOHC CA
2.0	04/85-08/89	N8D, NEL	77	1993	11,9X1013Ld 11,9X1183Ld 11,9X885Ld AVX10X913 AVX10X975 6PK1230 6PK1256 6PK1560 6PK1815 6PK1820 6PK1965 CT687	AC, ⇨08/1988, ENGINE: OHC ALT, (PS), ⇨04/1989, ENGINE: OHC ALT, ENGINE: OHC, FOR ALT: 70A, FOR ALT: 90A, ⇨04/1989, 2X ALT, ENGINE: OHC, FOR ALT: 55A, ⇨04/1989 AC, 08/1988⇨, ⇨04/1989, ENGINE: OHC ALT, 04/1989⇨, ENGINE: DOHC, (AUTOM) ALT, 04/1989⇨, ENGINE: DOHC ALT, AC, 04/1989⇨, ENGINE: DOHC ALT, PS, 04/1989⇨, ENGINE: DOHC ALT, PS, 04/1989⇨, ENGINE: DOHC ALT, PS, AC, 04/1989⇨, ENGINE: DOHC CA
2.0 i	05/89-02/92	N9B	92	1998	AVX10X913	ALT
	10/85-12/90	NRC	74	1993	11,9X1013Ld 11,9X1183Ld 11,9X885Ld AVX10X913 AVX10X975 6PK1230 6PK1256 6PK1560 6PK1815 6PK1820 6PK1965 CT687	AC, ⇨08/1988, ENGINE: OHC ALT, (PS), ⇨04/1989, ENGINE: OHC ALT, ENGINE: OHC, FOR ALT: 70A, FOR ALT: 90A, ⇨04/1989, 2X ALT, ENGINE: OHC, FOR ALT: 50A, ⇨04/1989 AC, 08/1988⇨, ⇨04/1989, ENGINE: OHC ALT, 04/1989⇨, ⇨11/1989, ENGINE: DOHC, (AUTOM) ALT, 04/1989⇨, ENGINE: DOHC ALT, AC, 04/1989⇨, ENGINE: DOHC ALT, PS, 04/1989⇨, ENGINE: DOHC ALT, PS, 04/1989⇨, ENGINE: DOHC ALT, PS, AC, 04/1989⇨, ENGINE: DOHC CA
	04/85-02/92	NRA, NRI	85	1993	11,9X1013Ld 11,9X1183Ld 11,9X885Ld AVX10X913 AVX10X975 6PK1230 6PK1256 6PK1560 6PK1820 6PK1965 CT687 CT687K1	AC, ⇨08/1988, ENGINE: OHC ALT, (PS), ⇨04/1989, ENGINE: OHC ALT, ENGINE: OHC, FOR ALT: 70A, FOR ALT: 90A, ⇨04/1989, 2X ALT, ENGINE: OHC, FOR ALT: 55A, ⇨04/1989 AC, 08/1988⇨, ⇨04/1989, ENGINE: OHC ALT, 04/1989⇨, ⇨11/1989, ENGINE: DOHC, (AUTOM) ALT, 04/1989⇨, ENGINE: DOHC ALT, AC, 04/1989⇨, ENGINE: DOHC ALT, PS, 04/1989⇨, ENGINE: DOHC ALT, PS, 04/1989⇨, ENGINE: DOHC ALT, PS, AC, 04/1989⇨, ENGINE: DOHC CA CA
05/89-09/94	N9D, N9F, NRA, NRI	85-88	1993-1998	6PK1230 6PK1230 6PK1275 6PK1560 6PK1795 6PK1820 6PK1950 6PK1965	ALT, (AUTOM) ALT ALT, (MANL) ALT, AC ALT, PS, 04/1992⇨ ALT, PS, ⇨04/1992 ALT, PS, AC, 04/1992⇨ ALT, PS, AC, ⇨04/1992	
2.4 i, 2.4 i KAT	09/86-10/94	ARC, ARD	92-96	2394	11,9X1013Ld 2XAVX13X1200 AVX13X1160 AVX13X900	AC PS, WP, Ø 140 mm PS, WP, Ø 113 mm ALT





FORD						
SCORPIO I (GAE, GGE)						
↳ 2.5 D, 2.5 TD	12/85-12/94	SCB, SFA, SFB, STR	51-85	2498-2500	∞ ∞ ∞ ∞	AVX10X680 VACP AVX13X1025 PS AVX13X1150 ALT AVX13X950 AC
2.8 i, 2.8 i 4x4	04/85-11/86	PRE	110	2792	∞ ∞ ∞ ∞ ∞	11,9X1036Ld AC 2XAVX13X1175 WP, PS, ⇨09/1986 2XAVX13X1200 WP, PS, Ø 140 mm, 09/1986⇨ AVX13X1160 WP, PS, Ø 113 mm, 09/1986⇨, 2X AVX13X900 ALT
2.9 24V, 2.9 i 24V	04/91-09/94	BOA	143	2933	∞ ∞ ∞	4PK962 AC, ⇨08/1992 4PK985 AC, 08/1992⇨ 6PK1413 ALT, PS
2.9 i, 2.9 i 4x4, 2.9 i KAT	09/86-12/94	BRC, BRD, BRE, BRF	107-110	2933	∞ ∞ ∞ ∞ ∞ ∞	11,9X1013Ld AC 2XAVX13X1200 WP, PS, Ø 140 mm AVX10X1000 AC, (CAT) AVX10X888 AIRC AVX13X1160 WP, PS, Ø 113 mm, 2X AVX13X900 ALT
SCORPIO II (GFR, GGR, GNR)						
2.0 i, 2.0 i 16V	10/94-08/98	N3A, NSD	85-100	1998	∞ ∞	6PK1755 ALT, WP, PS, (AC) 6PK1900 ALT, WP, PS, AC
2.3 i 16V	06/96-08/98	Y5A	108	2295	∞ ∞ ∞	6PK1755 ALT, WP, PS, (AC) 6PK1900 ALT, WP, PS, AC, (AUTOM) 6PK2040 ALT, WP, PS, AC, (MANL)
2.5 TD	10/94-08/98	SCC	85	2500	∞	7PK1910 ALT, (AC), 09/1996⇨
	09/96-08/98	VM	92	2500	∞	7PK1910 ALT, (AC)
2.9 i, 2.9 i 24V	10/94-08/98	BOB, BRG	110-152	2933	∞ ∞	4PK1010 AC 6PK1380 ALT
SIERRA (BNC, GBC)						
1.3	08/82-12/86	JCT	44	1294	∞ ∞ ▲▲▲ ▲▲▲	11,9X876Ld ALT, ⇨08/1984 AVX10X913 ALT, 08/1984⇨ CT685 CA CT685K1 CA, MTR-CODE: TL13 OHC
1.6	08/82-12/86	LCS, LCT, LSD	55-58	1593-1597	∞ ∞ ▲▲▲ ▲▲▲ ▲▲▲ ▲▲▲	11,9X876Ld ALT, ⇨10/1984 AVX10X913 ALT, 10/1984⇨ CT685 CA CT687 CA, (ECO) CT685K1 CA, MTR-CODE: TL16 OHC CT687K1 CA
1.8	10/84-12/86	REB	66	1796	∞ ∞ ∞ ∞ ▲▲▲ ▲▲▲	11,9X1013Ld AC, ⇨05/1985, ENGINE: OHC 11,9X885Ld ALT, FOR ALT: 70A, ENGINE: OHC, 2X AVX10X1000 AC, 05/1985⇨, ENGINE: OHC AVX10X913 ALT, ENGINE: OHC CT687 CA CT687K1 CA, MTR-CODE: TL18 OHC
2.0	10/85-12/86	NRD	74	1993	∞ ∞ ∞ ∞ ▲▲▲ ▲▲▲	11,9X1183Ld ALT, PS, 2X 11,9X885Ld ALT, FOR ALT: 70A, 2X AVX10X1000 AC AVX10X913 ALT CT687 CA CT687K1 CA, MTR-CODE: TL20 OHC
	08/82-12/86	NET	77	1993	∞ ∞ ∞ ∞ ∞ ∞ ▲▲▲ ▲▲▲	11,9X1013Ld AC, ⇨05/1985 11,9X1171Ld ALT, PS, ⇨10/1984 11,9X1183Ld ALT, PS, 10/1984⇨, 2X 11,9X876Ld ALT, ⇨10/1984 11,9X885Ld ALT, FOR ALT: 70A, 10/1984⇨, 2X AVX10X1000 AC, 05/1985⇨ AVX10X913 ALT, 10/1984⇨ CT687 CA CT687K1 CA, MTR-CODE: TL20 OHC
	08/82-10/84	NYT	66	1999	∞	11,9X1036Ld ALT, 01/1984⇨, 2X





FORD

SIERRA (BNC, GBC)



2.0, 2.0 i	03/85-12/86	NR2, NRB	85	1993	AVX10X1000 AVX13X1225 CT687 CT687K1	ALT PS CA CA, MTR-CODE: TL20 OHC
2.3	08/82-12/86	YYT	84	2294	11,9X1013Ld 11,9X1183Ld 11,9X885Ld AVX10X1000 AVX10X913 CT687 CT687K1	AC, ⇨05/1985 ALT, PS, 2X ALT, FOR ALT: 70A, 2X AC, 05/1985⇨ ALT CA CA, MTR-CODE: TL20 OHC
2.3 D	08/82-12/86	YTT	49	2304	11,9X1036Ld 11,9X1036Ld 2XAVX13X1175 AVX10X1000 AVX13X1225 AVX13X900	AC, 10/1984⇨, ⇨12/1986 ALT, 01/1984⇨, ⇨12/1986, 2X PS, WP, 10/1984⇨, ⇨12/1986 ALT, ⇨10/1984 PS, ⇨10/1984 ALT, 10/1984⇨, ⇨12/1986, (PS)
2.8 i 4x4, 2.8 XR4i	08/82-12/86	PR6	105	2792	AVX10X1060 AVX10X710 AVX10X725 AVX10X925 AVX10X940	WP VACP, 07/1984⇨ VACP, ⇨07/1984 PS ALT, FAN, 2X
2.8 XR 4x4, 2.8 XR4i	08/82-12/86	PRT	110	2792	11,9X1036Ld 11,9X1036Ld 2XAVX13X1175 AVX10X1000 AVX13X1225 AVX13X900	ALT, 10/1984⇨, 2X AC, 10/1984⇨ PS, WP, 10/1984⇨ ALT, ⇨10/1984 ALT, 10/1984⇨, (PS)

SIERRA (GBC, GBG, GB4, BNG)

1.6	01/87-02/93	LSE	53-55	1597	AVX10X913 CT685 CT687 CT685K1 CT690K1 CT729K1	ALT CA CA, (ECO) CA, MTR-CODE: TL16 OHC CA, MTR-CODE: HL16 CVH, ⇨04/1992 CA, MTR-CODE: HL16 CVH, 05/1992⇨
1.6 i	10/89-02/93	L6B	59	1597	AVX10X775 AVX10X913 CT685 CT690 CT685K1 CT690K1 CT729K1	ALT, ENGINE: CVH ALT, ENGINE: OHC CA, ENGINE: OHC CA, ENGINE: CVH CA, MTR-CODE: TL16 OHC CA, MTR-CODE: HL16 CVH, ⇨04/1992 CA, MTR-CODE: HL16 CVH, 05/1992⇨
1.8	05/88-02/93	R2C, R6A	64	1769	11,9X885Ld AVX10X775 5PK1054 5PK775 5PK790 CT576	ALT, FOR ALT: 70A, ENGINE: CVH, 2X ALT, 05/1989⇨, ENGINE: CVH ALT, PS, ENGINE: CVH, 08/1990⇨ ALT, 01/1989⇨, ENGINE: CVH, (AUTOM) ALT, 07/1991⇨, ENGINE: CVH CA, ENGINE: CVH
	10/87-09/89	RED, REF	59	1796	11,9X1171Ld 11,9X885Ld AVX10X913 AVX10X975 CT687 CT687K1	ALT, PS, 2X ALT, FOR ALT: 70A, 2X ALT AC CA CA, MTR-CODE: TL20 OHC
	01/87-05/88	RED, R2A	66	1796	11,9X885Ld	ALT, (PS), FOR ALT: 70A, ENGINE: CVH, 2X





FORD						
SIERRA (GBC, GBG, GB4, BNG)						
					AVX10X775 AVX10X913 AVX10X975 CT576 CT687 CT687K1	ALT, ENGINE: CVH ALT, ENGINE: OHC AC, ENGINE: OHC CA, MTR-CODE: R2A, CVH CA, MTR-CODE: RED, OHC CA, MTR-CODE: RED, TL18 OHC
1.8 TD	08/88-02/93	RFA, RFB, RFL	55	1753	3PK1025 3PK815 3PK830 CT901(SET) CT901K1	WP, PS ALT WP CA CA
2.0	01/87-02/93	N8C, NES	77	1993	11,9X1183Ld 11,9X885Ld AVX10X913 AVX10X975 CT687 CT687K1	ALT, PS, 2X ALT, FOR ALT: 70A, 2X ALT AC CA, MTR-CODE: TL_ OHC, NES CA, MTR-CODE: TL20 OHC, NES
2.0 16V Cosworth 4x4, 2.0 16V Cosworth 4x4 KAT	01/90-02/93	N5C, N5D	162	1993	AVX10X900 AVX10X913 AVX10X990 6PK1413 CT775	PS, ⇨08/1990 ALT, ⇨08/1990, 2X AC ALT, PS, 08/1990⇨ CA
2.0 4x4, 2.0 i	05/89-02/93	N9C	88-92	1998	AVX10X913 6PK1230 6PK1230 6PK1270 6PK1560 6PK1820 6PK1820 6PK1965	AC, (4WD) ALT, WP, MTR-CODE: EFI ALT, WP, (AUTOM) ALT, WP ALT, WP, AC ALT, WP, PS, MTR-CODE: EFI ALT, WP, PS, (AUTOM) ALT, PS, WP, AC
2.0 4x4, 2.0 i, 2.0 i	06/89-03/93	N9B, N9C	88-92	1998	6PK1230 6PK1560 6PK1805 6PK1820 6PK1950 6PK1965	ALT ALT, AC ALT, PS, 04/1992⇨ ALT, PS, ⇨04/1992 ALT, PS, AC, 04/1992⇨ ALT, PS, AC, ⇨04/1992
2.0 i	01/87-02/93	N4A, N4I, NE5, NEJ	74-85	1993	11,9X1183Ld 11,9X885Ld AVX10X913 AVX10X975 CT687 CT687K1	ALT, PS, 2X ALT, FOR ALT: 70A, 2X ALT AC CA CA, MTR-CODE: TL20 OHC
	06/89-02/93	N8A	80	1998	6PK1230 6PK1820	ALT, (AUTOM) ALT, PS, (AUTOM)
2.0 i DOHC	12/91-02/93	N9E	85	1998	6PK1230 6PK1560 6PK1820 6PK1965	ALT ALT, AC ALT, PS ALT, PS, AC
2.0 i, 2.0 i KAT	01/87-02/93	N4A, N4B, N4I, NE5, NEJ	74-85	1993	11,9X1183Ld 11,9X885Ld AVX10X913 AVX10X975 CT687 CT687K1	ALT, PS, 2X ALT, FOR ALT: 70A, 2X ALT AC CA CA, MTR-CODE: TL20 OHC
2.0 RS Cosworth	11/87-01/90	N5B	150	1993	AVX10X900 AVX10X913 AVX10X990 CT775	PS ALT, 2X AC CA
2.3 D	01/87-02/93	YTR, YTT	49	2304	AVX10X680 AVX13X1025 AVX13X1150	VACP PS, FAN ALT, WP





ContiTech



FORD

SIERRA (GBC, GBG, GB4, BNG)

2.8 4x4	01/87-08/88	PRG	110	2792	AVX13X875	FAN
2.8 i XR 4x4	01/87-08/88	PRG	110	2792	AVX10X1000	ALT
					11,9X1042Ld	AC
					AVX13X1175	PS, ⇨04/1987
					AVX13X1200	PS, 04/1987⇨
					AVX13X900	ALT, (PS)
2.9 i, 2.9 i XR 4x4, 2.9 4x4	08/88-02/93	B4A, B4B, B4C	107-110	2936	11,9X1013Ld	AC, 01/1990⇨
					11,9X1036Ld	AC, ⇨12/1989
					2XAVX13X1200	PS, WP
					AVX13X900	ALT

S-MAX

1.6 EcoBoost	02/11-	JTWA, JTWB	118	1596	6PK1555	ALT
					CT881	CA
1.6 TDCi	02/11-		85	1560	6PK800	ALT, (AC)
					6PK962	ALT, (AC)
					VD1096	
					CT1162	CA
1.8 TDCi	05/06-	QYWA	92	1753	6PK1685	ALT
					AP9045	ALT, (Denso), FOR ALT: 150A, OE-NO 6G9N-10300-UD, OPT
					AP9046	ALT, (Denso), FOR ALT: 150A, OE-NO 6G9N-10300-UD
					VD1039	
					CT983	CA
					CT983K1	CA
	01/07-	FFWA	74	1753	AP9045	ALT, (Denso), FOR ALT: 150A, OE-NO 6G9N-10300-UD, OPT
					AP9046	ALT, (Denso), FOR ALT: 150A, OE-NO 6G9N-10300-UD
2.0	05/06-	AOWA, AOWB	107	1999	6PK2196	ALT, PS, AC
2.0 Flexifuel	05/06-	TBWA, TBWB	107	1999	6PK2196	ALT
2.0 TDCi	05/06-	AZWA	96	1997	6PK1205	ALT, AC
					AP9023	ALT, (Bosch), FOR ALT: 150A, OE-NO 6G9N-10300-XC
					CT1091	CA, WP
					CT1091K1	CA, WP
					CT1091WP1	CA, WP
		QXWA, QXWB, QXWC, UFWA	103	1997	6PK1205	ALT, ⇨03/2010
					6PK1244	ALT, 03/2010⇨
					AP9023	ALT, (Bosch), FOR ALT: 150A, OE-NO 6G9N-10300-XC
					CT1091	CA, ⇨03/2010
					CT1140	CA, 03/2010⇨
					CT1091K1	CA, ⇨03/2010
					CT1140K1	CA, 03/2010⇨
					CT1091WP1	CA, ⇨03/2010
	11/07-	TYWA, KLWA	85	1997	6PK1205	ALT
					AP9023	ALT, (Bosch), FOR ALT: 150A, OE-NO 6G9N-10300-XC
					CT1091	CA
					CT1091K1	CA
					CT1091WP1	CA
	03/10-	TXWA	120	1997	6PK1244	ALT
					CT1140	CA
					CT1140K1	CA
	05/06-	UKWA, AZWC	100	1997	6PK1205	ALT
					CT1091	CA
					CT1091K1	CA
					CT1091WP1	CA
2.2 TDCi	03/08-	Q4WA	129	2179	6PK1743	ALT
					AP9023	ALT, (Bosch), FOR ALT: 156A, OE-NO 6G9N 10300





FORD

FORD						
S-MAX						
					CT1142 CT1142K1	ADA, 6G9N 10300 ADB, ALT-No: 0 121 615 021 CA CA
	07/10-	KNWA	147	2179	6PK1743 CT1142 CT1142K1	ALT CA CA
2.3	07/07-	SEWA	118	2261	6PK2245	ALT
2.5 ST	05/06-	HUWA	162	2521	5PK1095 5PK628 ELAST CT979 CT979K3	ALT AC CA CA
STREET KA						
1.6	05/03-07/05	CDRA, CDRB	70	1599	6PK1705 6PK2196	ALT, (AC), 12/2002⇨, ⇨12/2005 ALT, (AC)
TAUNUS '80 (GBS, GBNS)						
1.3	07/79-07/82	JCC	43	1294	11,9X868Ld CT685	ALT CA
			46	1297	AVX10X865 CT685	ALT CA
1.6	07/79-07/82	LAR, LCJ	51-54	1593	11,9X868Ld CT685	ALT CA
2.0	07/79-07/82	NER	74	1993	11,9X1042Ld 11,9X868Ld CT687 CT687K1	ALT, PS ALT CA CA, MTR-CODE: TL20 OHC
			66	1999	11,9X985Ld AVX13X1250	ALT PS
			74	1993	11,9X1042Ld 11,9X868Ld CT687	ALT, PS ALT CA
2.3	07/79-07/82	YYR	84	2294	11,9X985Ld AVX13X1250	ALT PS
TOURNEO CONNECT						
1.8 16V	06/02-	EYPA, EYPC, EYPD	85	1796	6PK1973 6PK2100 CT978 CT978K1	ALT, (AC) ALT, (AC) CA CA
					6PK1413 6PK1460 6PK1720 6PK1743 AP9045 AP9046 CT983 CT983K1	ALT, (AC), ⇨05/2003 ALT, (AC), 05/2003⇨ ALT, (AC), ⇨05/2007 ALT, (AC), 05/2007⇨ ALT, (Denso), FOR ALT: 110A, OE-NO 2T1U-10300-CF, FOR ALT: 120A, OE-NO 2T1U-10300-AL, R2T1U-10300-AJ, 09/2005⇨, OPT ALT, (Denso), FOR ALT: 110A, OE-NO 2T1U-10300-CF, FOR ALT: 120A, OE-NO 2T1U-10300-AL, R2T1U-10300-AJ, 09/2005⇨ INJP INJP, (AUTOM-TP)
1.8 TDCi	08/06-	RWPA, RWPC, RWPD	81	1753	6PK1460 6PK1720 6PK1743 AP9045 AP9046 CT983 CT983K1	ALT, (AC), 05/2003⇨ ALT, (AC), ⇨05/2007 ALT, (AC), 05/2007⇨ ALT, (Denso), FOR ALT: 110A, OE-NO 2T1U-10300-CF, FOR ALT: 120A, OE-NO 2T1U-10300-AL, R2T1U-10300-AJ, OPT ALT, (Denso), FOR ALT: 110A, OE-NO 2T1U-10300-CF, FOR ALT: 120A, OE-NO 2T1U-10300-AL, R2T1U-10300-AJ CA CA
					6PK1413	ALT, (AC), ⇨05/2003





ContiTech



FORD

TOURNEO CONNECT



P9PA, P9PB,
P9PC, P9PD,
R3PA, RWPE,
RWPF

- 6PK1460**
- 6PK1720**
- 6PK1743**
- AP9045**
- AP9046**
- VD1039**
- CT983**
- CT983K1**

ALT, (AC), 05/2003⇔
ALT, (AC), ⇔05/2007
ALT, (AC), 05/2007⇔
ALT, (Denso), FOR ALT: 110A, OE-NO 2T1U-10300-CF, FOR ALT: 120A, OE-NO 2T1U-10300-AL, R2T1U-10300-AJ, 09/2005⇔, OPT
ALT, (Denso), FOR ALT: 110A, OE-NO 2T1U-10300-CF, FOR ALT: 120A, OE-NO 2T1U-10300-AL, R2T1U-10300-AJ, 09/2005⇔
INJP
INJP, (AUTOM-TP)

TRANSIT

2.2 TDCi

04/06-

P8FA, P8FB, QVFA

63-81

2198

- 4PK922 ELAST**
- 6PK1670**
- 6PK873 ELAST**
- 4PK922 ELAST T1**
- 6PK873 ELAST T1**
- AP9048**

PS
ALT, (AC)
ALT, (AC)
PS, (AC)
ALT, PS, (-AC), 2 BELTS
ALT, (Bosch), FOR ALT: 150A, ALT-No: 0 121 615 002

CYFA, CYFB,
CYFC, CYFD,
DRFA, DRFB,
DRFC, DRFD,
DRFE, PGFA,
PGFB, QWFA,
SRFA, SRFB, SRFC,
SRFD, SRFE,
UHFA, UHFB,
UHFC

74-103

2198

- 4PK922 ELAST**
- 6PK1670**
- 6PK873 ELAST**
- 4PK922 ELAST T1**
- 6PK873 ELAST T1**
- AP9048**
- VD1098**

PS
ALT, (AC)
ALT, (AC)
PS, (AC)
ALT, PS, (-AC), 2 BELTS
ALT, (Bosch), FOR ALT: 150A, ALT-No: 0 121 615 002

2.2 TDCi [RWD]

09/11-

CYRA, DRRA,
DRRB, DRRC,
USRA, USRB

74-100

2198

- VD1099**

10/11-

CVRA, CVRB,
CVRC, DRRA,
DRRB, DRRC

74-114

2198

- 4PK922 ELAST**
- 6PK1670**
- 6PK873 ELAST**
- 4PK922 ELAST T1**
- 6PK873 ELAST T1**
- AP9048**
- VD1099**

PS
ALT, (AC)
ALT, (AC)
PS, (AC)
ALT, PS, (-AC), 2 BELTS
ALT, (Bosch), FOR ALT: 150A, ALT-No: 0 121 615 002

2.3 16V

04/06-

GZFA, GZFC

107

2295

- 6PK2205**
- 6PK2280**

ALT, (AC)
ALT, (AC)

2.4 TDCi

04/06-

JXFA, JXFC, H9FD,
PHFA, PHFC

74-103

2402

- 7PK2682**
- 7PK2710**
- 7PK2842**
- 7PK2875**
- VD1099**

ALT, (AC), OE-NO 1376751
ALT, (AC), OE-NO 1129181
ALT, (AC)
ALT, (AC), OE-NO 1129182
⇔10/2010

2.4 TDCi 4x4

11/06-

H9FB

103

2402

- 7PK2682**
- 7PK2710**
- 7PK2842**
- 7PK2875**

ALT, (AC), OE-NO 1376751
ALT, (AC), OE-NO 1129181
ALT, (AC)
ALT, (AC), OE-NO 1129182

3.2 TDCi

09/07-

SAFA, SAFB

147

3199

- 7PK2682**
- 7PK2842**

ALT, (AC)
ALT, (AC)

TRANSIT (E_)

2.0

06/94-03/00

NSF, NSG

84

1998

- 6PK1413**
- 6PK1775**
- 6PK1920**
- 6PK1973**

ALT
ALT, PS
ALT
ALT, PS, AC

09/91-08/94

NCA

72

1994

- 6PK1413**
- 6PK1775**
- 6PK1930**
- 6PK1973**

ALT
ALT, PS
ALT
ALT, PS, AC





FORD

TRANSIT (E_)

					CT687 CT687K1	CA, MTR-CODE: TL20 OHC CA, MTR-CODE: TL20 OHC
2.0, 2.0 i	09/91-09/94	NBA, NCA	66-72	1993	AVX10X913 CT687 CT687K1	ALT CA CA, MTR-CODE: TL20 OHC
2.5 DI	05/91-03/00	4BC, 4CC, 4DA, 4FA, 4FB, 4FC, 4FD, 4HB, 4HC	51-56	2496	AVX13X1025 AVX13X975 4PK1511 6PK1432 6PK1635 CT1054 CT1055 CT1054K2 CT1055K1	PS, ⇨10/1996, (-AC), (-2.HEATER) PS, 10/1996⇨, (-AC), (-2.HEATER) ALT PS, AC PS, (-AC), (2.HEATER) CA, ⇨09/1997 CA, 10/1997⇨ CA, ⇨07/1997 CA, 07/1997⇨
	08/97-03/00	4ED	85	2496	AVX13X975 4PK1485 6PK1432 CT1055 CT1055K1	PS ALT PS, AC CA, 10/1997⇨ CA
2.5 TD	08/94-07/00	4HA, 4HD	55	2496	4PK1511 6PK1432 6PK1635 CT1055 CT1055K1	ALT PS, (AC) PS, (AC), (2.HEATER) CA CA
	09/91-07/94	4EA	74	2496	4PK1511 CT1054 CT1054K2	ALT CA CA
2.5 DI, 2.5 TD, 2.5 TDI	10/92-03/00	4EB, 4EC, 4GA, 4GB, 4GC, 4GD, 4EB, 4EC, 4GE, 4GF	63-74	2496	AVX13X1025 AVX13X975 4PK1485 4PK1511 6PK1432 6PK1635 CT1054 CT1055 CT1054K2 CT1055K1	PS, ⇨10/1996, (-AC), (-2.HEATER) PS, 10/1996⇨, (-AC), (-2.HEATER) ALT, MTR-CODE: 4EC, 4GC ALT, MTR-CODE: 4EB, 4ED, 4HA PS, AC PS, (-AC), (2.HEATER) CA, ⇨09/1997 CA, 10/1997⇨ CA, ⇨09/1997 CA, 09/1997⇨
2.5 TD	05/91-08/94	4EA	74	2496	AVX13X1025 4PK1485 6PK1432 6PK1635 CT1054 CT1054K2	PS, (-AC), (-2.HEATER) ALT PS, AC PS, (AC), (2.HEATER) CA CA
TRANSIT (FA_, FD_, FB_, FS_, FZ_, FC_, FM_, FN_)						
2.0 DI	08/00-05/06	D3FA, F3FA	55-63	1998	4PK711 ELAST 4PK735 6PK1635 6PK831 ELAST 6PK831 ELAST T1	PS, 04/2003⇨ AIRC ALT, (AC) ALT, (AC) ALT, (AC)
		ABFA	74	1998	4PK711 ELAST 4PK735 6PK1635 6PK831 ELAST 6PK831 ELAST T1 VD1110	PS, 04/2003⇨ AIRC ALT, (AC) ALT, (AC) ALT, (AC) ALT, (AC)
2.0 TDCi	08/02-05/06	FIFA	92	1998	4PK711 ELAST 4PK735 6PK1635 6PK831 ELAST 6PK831 ELAST T2 VD1110	PS, 04/2003⇨ AIRC ALT, (AC) ALT, (AC) ALT, (AC)





ContiTech



FORD

TRANSIT (FA_, FD_, FB_, FS_, FZ_, FC_, FM_, FN_) ↩

2.3 16V [RWD]	08/00-05/06	E5FA, E5FC	107	2295	6PK1780 6PK1955	ALT, (AC) ALT, (AC)
2.3, 2.3 16V, 2.3 16V [RWD]	03/01-05/06	E5FA, E5FC	105-107	2295	6PK1955	ALT, (AC)
2.4 DI, 2.4 DI [RWD], 2.4 Tddi	01/00-05/06	D2FA, D2FE, D2FB, D4FA	55-88	2402	7PK2710 7PK2875 AP9053	ALT, (AC) ALT, AC ALT, (MAKO)
2.4 DI, 2.4 DI [RWD], 2.4 TD	01/00-05/06	F4FA	55	2402	7PK2710 7PK2875 AP9053	ALT, (AC) ALT, (AC) ALT, (MAKO)
2.4 TDCi	03/04-05/06	H9FA	101	2402	7PK2710 7PK2875 AP9053	ALT, (AC) ALT, AC ALT, (MAKO)
2.4 TDE	07/01-05/06	DOFA, FXFA	85-92	2402	7PK2710 7PK2875 AP9053	ALT, (AC) ALT, AC ALT, (MAKO)

TRANSIT (T_) ↩

1.6	09/85-09/92	LAT	46	1593	11,9X1171Ld AVX10X913 CT685 CT685K1	ALT, PS ALT CA CA, MTR-CODE: TL16 OHC
2.0 KAT	11/85-09/92	N6T	57	1993	11,9X1171Ld 11,9X885Ld CT687 CT687K1	ALT, (PS) ALT, (-PS) CA, MTR-CODE: TL20 OHC CA, MTR-CODE: TL20 OHC
2.0, 2.0 KAT	09/85-09/92	N6T, NAV, NAT	57	1994	AVX10X913 AVX13X1015 CT687 CT687K1	ALT PS CA CA, MTR-CODE: TL20 OHC
2.0, 2.0 L	10/85-03/91	NAW, NAX	56	1993	AVX10X1155 AVX10X875 CT687 CT687K1	ALT, (PS), 2x ALT, (-PS), 2x CA CA
2.5 D	12/85-01/89	4AB	50	2496	AVX10X1250 AVX10X1275 AVX10X930 AVX13X1015 4PK1520 CT512 CT512K1	ALT ALT VACP PS ALT CA CA
	09/88-09/92	4AB, 4BA, 4CA	52	2496	AVX10X930 AVX13X1015 4PK1520 CT1054 CT512 CT1054K2 CT512K1	VACP PS ALT CA, 08/1991 ⇨ CA, ⇨08/1991 CA, 08/1991 ⇨ CA, ⇨08/1991
2.5 D KAT	01/86-01/89	4AB	50	2496	CT512 CT512K1	CA CA
2.5 DI	09/88-09/92	4BA, 4CA	52	2496	AVX13X1025 4PK1511 4PK1520 6PK1432 6PK1635 CT1054 CT512 CT1054K2 CT512K1	PS, (-AC), (-2.HEATER) ALT, 04/1991 ⇨ ALT, ⇨03/1991 PS, (AC) PS, (-AC), (2.HEATER) CA, 08/1991 ⇨ CA, ⇨08/1991 CA, 08/1991 ⇨ CA, ⇨12/1991

TRANSIT (V_) ↩

1.6	11/77-10/86	4RB	48	1593	11,9X868Ld AVX10X913	ALT, ⇨10/1984 ALT, 10/1984⇨
-----	-------------	-----	----	------	---------------------------------------	--------------------------------





FORD						
TRANSIT (V_)						
					CT685 CT685K1	CA CA, MTR-CODE: TL16 OHC
		B	48	1593	AVX10X865 AVX13X915 CT685 CT685K1	ALT, ⇨10/1984 ALT, 11/1984⇨ CA, MTR-CODE: TL16 OHC CA, MTR-CODE: TL16 OHC
2.0	11/77-10/86	4RC	55-57	1993	11,9X868Ld AVX10X865 AVX10X865 AVX10X913 AVX13X1015 CT687 CT687K1	ALT, 04/1981⇨, ⇨09/1981 ALT, ⇨04/1981 ALT, 09/1981⇨, ⇨11/1985 ALT, 11/1985⇨ PS, 11/1985⇨ CA CA, MTR-CODE: TL20 OHC
2.4 D	11/77-09/85	4AA	46	2358	AVX10X1175 AVX10X1250 AVX10X1300 AVX10X888 AVX10X925 CT663 CT663K1	ALT ALT ALT ALT, 2X VACP CA CA
2.5 D	10/83-10/86	4AB	50	2496	AVX10X1275 AVX10X930 AVX13X1015 4PK1520 CT512 CT512K1	ALT, ⇨11/1985 VACP PS, 11/1985⇨ ALT, 11/1985⇨ CA CA
TRANSIT CONNECT (P65_ , P70_ , P80_)						
1.8 16V	06/02-	EYPA, EYPC, EYPD	85	1796	6PK1973 6PK2100 CT978 CT978K1	ALT, (AC) ALT, (AC) CA CA
1.8 Di, 1.8 TDCi	06/02-	BHPA, P7PA, P7PB, HCPA, HCPB, P9PA, P9PB, P9PC, P9PD, R2PA, R3PA, RWPE, RWPF	55-66	1753	6PK1413 6PK1460 6PK1720 6PK1743 AP9045 AP9046 VD1039 CT983 CT983K1	ALT, (AC), ⇨05/2003 ALT, (AC), 05/2003⇨ ALT, (AC), ⇨05/2007 ALT, (AC), 05/2007⇨ ALT, (Denso), FOR ALT: 110A, OE-NO 2T1U-10300-CF, FOR ALT: 120A, OE-NO 2T1U-10300-AL, R2T1U-10300-AJ, 09/2005⇨, OPT ALT, (Denso), FOR ALT: 110A, OE-NO 2T1U-10300-CF, FOR ALT: 120A, OE-NO 2T1U-10300-AL, R2T1U-10300-AJ, 09/2005⇨ ⇨05/2006 INJP INJP, (AUTOM-TP)
1.8 TDCi	08/06-	RWPA, RWPC, RWPD	81	1753	6PK1460 6PK1720 6PK1743 AP9045 AP9046 CT983 CT983K1	ALT, (AC), 05/2003⇨ ALT, (AC), ⇨05/2007 ALT, (AC), 05/2007⇨ ALT, (Denso), FOR ALT: 110A, OE-NO 2T1U-10300-CF, FOR ALT: 120A, OE-NO 2T1U-10300-AL, R2T1U-10300-AJ, OPT ALT, (Denso), FOR ALT: 110A, OE-NO 2T1U-10300-CF, FOR ALT: 120A, OE-NO 2T1U-10300-AL, R2T1U-10300-AJ CA CA
TRANSIT TOURNEO						
2.2 TDCi	07/06-	QVFA	81	2198	4PK922 ELAST 6PK1670 6PK873 ELAST 4PK922 ELAST T1 6PK873 ELAST T1	PS ALT, (AC) ALT, (AC) PS, (AC) ALT, PS, (-AC), 2 BELTS

FORD



ContiTech



FORD

TRANSIT TOURNEO

					⊙ AP9048	ALT, (Bosch), FOR ALT: 150A, ALT-No: 0 121 615 002
		QWFA, PGFA, PGFB, SRFA, SRFB, SRFC, SRFD, SRFE	85-103	2198	∞ 4PK922 ELAST	PS
2.5 DI	11/94-12/00	4FA, 4FB, 4FC, 4FD, 4HA, 4HB, 4HC	51-56	2496	∞ 6PK1670	ALT, (AC)
					∞ 6PK873 ELAST	ALT, (AC)
					⊞ 4PK922 ELAST T1	PS, (AC)
					⊞ 6PK873 ELAST T1	ALT, PS, (-AC), 2 BELTS
					⊙ AP9048	ALT, (Bosch), FOR ALT: 150A, ALT-No: 0 121 615 002
					⊙ VD1098	
2.5 DI	11/94-12/00	4FA, 4FB, 4FC, 4FD, 4HA, 4HB, 4HC	51-56	2496	∞ AVX13X1025	ALT, (-AC), (-2.HEATER), ⇄10/1996
					∞ AVX13X975	PS, (-AC), (-2.HEATER), 10/1996⇄
					∞ 4PK1511	ALT, (AC), (-2.HEATER)
					∞ 6PK1432	PS, (AC)
					∞ 6PK1635	PS, (-AC), (2.HEATER)
					🔱 CT1054	CA, ⇄07/1997
					🔱 CT1055	CA, 07/1997⇄
					🔱 CT1054K2	CA, ⇄07/1997
2.5 TD	11/94-12/00	4GA, 4GB, 4GC	63	2496	∞ AVX13X1025	ALT, (AC), (-2.HEATER), ⇄10/1996
					∞ AVX13X975	PS, (-AC), (-2.HEATER), 10/1996⇄
					∞ 4PK1485	ALT, (AC), (-2.HEATER)
					∞ 6PK1432	PS, (AC)
	04/98-12/00	4EB, 4EC	74	2496	∞ 6PK1635	PS, (-AC), (2.HEATER)
					🔱 CT1054	CA, ⇄07/1997
					🔱 CT1055	CA, 07/1997⇄
					🔱 CT1054K2	CA, ⇄07/1997
					🔱 CT1055K1	CA, 07/1997⇄

FSO

125P						
1.3	10/67-08/92	116C076	47	1295	∞ AVX10X950	ALT, ⇄10/1991
1.5	10/67-08/92	115C076	55	1481	∞ AVX10X913	ALT, ⇄12/1971
					∞ AVX10X925	ALT, 01/1972⇄, ⇄10/1991
POLONEZ I						
1.5	10/77-08/88	AA	55	1481	∞ AVX10X925	ALT, 05/1978⇄
POLONEZ II						
1.5, 1.5 i	08/88-08/92	AA	55	1481	∞ AVX10X913	ALT, 10/1989⇄
					🔱 CT648	CA, 10/1989⇄
POLONEZ III						
1.6 i	09/92-03/02		57	1598	🔱 CT1004	CA, 10/1993⇄, ⇄07/1998, MTR-CODE: 147CK46

GAZ

GAZELLE						
2.4	10/93-08/01	ZMZ-402.10	66	2445	∞ 11,3X912Ld	PS
					∞ AVX10X1050	ALT
VOLGA (3102)						
2.4	02/72-01/93		77	2445	∞ AVX10X1025	ALT
					∞ AVX10X1025	FAN

HOLDEN

APOLLO (JM)						
2.2 i	03/93-05/95	5S-FE	93	2164	∞ 3PK760	PS
					∞ 5PK1105	ALT, (AC)
					∞ 5PK990	ALT, (AC)
					🔱 CT998	CA
ASTRA (AH)						
2.0 i Turbo	07/05-03/10	Z20LER	147	1998	∞ 5PK1680	ALT, (AC), FOR ALT: 120A



HOLDEN



HOLDEN						
ASTRA (AH)						
					CT1023	CA
					CT1023K3	CA
ASTRA (TS)						
1.8 i	09/00-10/04	Z18XE	92	1796	5PK1212	ALT, (AC)
					5PK940	ALT, (AC)
					CT975	CA
					CT975K3	CA
					CT975WP2	CA
2.2 i	09/00-07/04	Z22SE	108	2198	5PK1030	ALT, (AC)
					5PK880	ALT, (AC)
EPICA (EP)						
TD	07/08-	X20S1	110	1991	AP9060	ALT, (KDAC), FOR ALT: 120A, OE-NO 96627029, 96866018
VECTRA (ZC)						
2.2 i	04/02-12/06	Z22SE	108	2198	5PK1030	ALT, (AC)
					5PK880	ALT, (AC)
ZAFIRA (TT)						
2.2 i	06/01-02/06	Z22SE	108	2198	5PK1030	ALT, (AC)
					5PK880	ALT, (AC)

HONDA						
ACCORD I (SJ, SY)						
1.6 L/EX	01/78-09/83	EL, EG	59	1602	AVX10X1050	ALT, AC
					AVX10X690	PS
					AVX10X960	ALT
					CT674	CA
ACCORD II (AC, AD)						
1.6 EX	09/83-10/85	EZ	65	1598	AVX10X900	PS
					4PK945	ALT
					CT559	CA
					CT559K1	CA
1.8 EX	09/83-10/85	ET1	74	1829	AVX10X900	PS, 01/1984⇨
					AVX10X940	PS, ⇨12/1983
					3PK975	ALT, ⇨12/1983
					4PK910	AC
					4PK945	ALT, 01/1984⇨, ⇨06/1985
					5PK934	ALT, 06/1985⇨
					CT559	CA
					CT559K1	CA
ACCORD III (CA4, CA5)						
1.6 L	11/85-12/89	A16A1	65	1598	AVX10X900	PS
					4PK950	AC
					5PK934	ALT
					CT559	CA
					CT559K1	CA
2.0 EX, 2.0 EXi	11/85-12/89	A20A1, A20A2, A20A3, A20A4	75-90	1955	AVX10X900	PS
					4PK910	AC
					5PK934	ALT
					CT559	CA
					CT559K1	CA
2.0 i16V	01/87-12/89	B20A2, B20A8	98-101	1958	AVX10X900	PS
					3PK800	ALT
					4PK915	AC
					CT556	CA
ACCORD IV (CB)						
1.8	01/90-12/91		77	1829	4PK1054	PS, (AUTOM)
					4PK1070	PS, (MANL)
					5PK1100	ALT, (AC)
					5PK955	ALT, (AC)
					CT799	CA
					CT800	BS
					CT799K1	CA





ContiTech



HONDA

HONDA

ACCORD IV (CB)

↔							CT800K1	BS
2.0 16V, 2.0 i 16V	01/90-03/93	F20A2, F20A3, F20A6, F20A8	66-98	1997		4PK1054	PS, (AUTOM)	
						4PK1070	PS, (MANL)	
						5PK1100	ALT, AC	
						5PK955	ALT, (-AC)	
						CT799	CA	
						CT800	BS	
						CT799K1	CA	
						CT800K1	BS	
2.0 i 16V	03/93-12/93	F20Z3	98	1997		4PK1054	PS	
						5PK1100	ALT, AC	
						5PK955	ALT	
						CT799	CA	
						CT800	BS	
						CT799K1	CA	
						CT800K1	BS	
2.2 i 16V, 2.2 i 16V Automatik	01/90-12/93	F22A3, F22A7, F22A8	108-110	2156		4PK1054	PS, (AUTOM)	
						4PK1070	PS, (MANL)	
						5PK1100	ALT, AC	
						5PK955	ALT, (-AC)	
						CT799	CA	
						CT800	BS	
						CT799K1	CA	
						CT800K1	BS	

ACCORD IV (CC1)

2.0 i 16V	01/92-09/93	F20A7	98	1997		4PK1054	PS
						5PK1100	ALT, AC
						5PK955	ALT
						CT799	CA
						CT800	BS
						CT799K1	CA
						CT800K1	BS

ACCORD IX

2.4 i	07/08-	K24Z3	148	2354		7PK1715	ALT
-------	--------	-------	-----	------	--	----------------	-----

ACCORD V (CC7, CD, CD7, CD9, CE)

2.0	09/93-12/97	F20B3	100	1997		4PK1054	PS
						6PK1115	ALT, AC
						6PK935	ALT
						CT799	CA
						CT800	BS
						CT799K1	CA
						CT800K1	BS
2.0 i	03/93-01/96	F20Z2	85	1997		4PK1054	PS, (AUTOM)
						4PK1070	PS, (MANL)
						5PK1100	ALT, AC
						5PK955	ALT, (-AC)
						CT799	CA
						CT800	BS
						CT799K1	CA
						CT800K1	BS
2.0 i LS 16V	09/93-02/98	F20B3	100	1997		4PK1062	PS
						6PK1115	ALT, AC
						6PK935	ALT, (-AC)
						CT799	CA
						CT800	BS
						CT799K1	CA
						CT800K1	BS
2.0 i S	03/93-01/96	F20Z1	96	1997		4PK1054	PS, (AUTOM)
						4PK1070	PS, (MANL)
						5PK1100	ALT, AC
						5PK955	ALT, (-AC)





HONDA						
ACCORD V (CC7, CD, CD7, CD9, CE)						
					CT799 CT800 CT799K1 CT800K1	CA BS CA BS
2.2 i ES	09/93-02/98	F22B5	110	2156	4PK1062 6PK1115 6PK935 CT799 CT800 CT799K1 CT800K1	PS ALT, (AC) ALT, (AC) CA BS CA BS
2.3 i SR	03/93-01/96	H23A3	116	2259	4PK1070 5PK1100 5PK955 CT800 CT804 CT800K1	PS ALT, (AC) ALT, (AC) BS CA BS
ACCORD VI (CE, CF)						
1.9 i	02/96-10/98	F18A3	85	1850	4PK1070 5PK1100 5PK962 CT799 CT800 CT799K1 CT800K1	PS ALT, AC ALT CA BS CA BS
2.0 i LS	02/96-10/98	F20Z1	96	1997	4PK1070 5PK1100 5PK962 CT799 CT800 CT799K1 CT800K1	PS ALT, AC ALT CA BS CA BS
2.0 TDi	04/96-10/98	20T2N	77	1994	6PK1180 6PK1460 CT950 CT954 CT950K1 CT954K1	ALT, (AC) ALT, (AC) INJP CA INJP CA
2.2 i VTEC	02/96-10/98	F22Z2	110	2156	4PK1070 5PK1100 5PK962 CT1001 CT800 CT1001K1 CT800K1	PS ALT, AC ALT CA BS CA BS
ACCORD VII (CG, CK, CH, CM)						
1.6 i	10/98-12/02	D16B6	85	1590	4PK790 4PK825 4PK845 CT863 CT863K1	ALT AC PS CA CA
1.8 i	10/98-12/02	F18B2	100	1850	4PK1062 6PK1100 6PK948 CT1001 CT800 CT1001K1 CT800K1	PS ALT, (AC) ALT, (AC) CA BS CA BS
2.0 i, 2.0 i 16V	02/98-06/03	F20B5, F20B6, F20B7	108	1997	4PK1062 6PK1105 6PK955	PS ALT, (AC) ALT, (AC)





ContiTech



HONDA

HONDA

ACCORD VII (CG, CK, CH, CM)

						CT1001	CA
						CT800	BS
						CT1001K1	CA
						CT800K1	BS
2.0 Tdi, 2.0 Turbo DI	02/99-12/02	20T2N	77	1994		6PK1180	ALT
						6PK1460	ALT, AC
						CT950	INJP
						CT954	CA
2.2 Type-R	02/99-12/02	H22A7	156	2157		4PK1028	PS
						6PK1045	ALT, AC
						6PK915	ALT
						CT1102	CA
						CT800	BS
2.3 VTI	02/98-10/02	F23A3	113	2254		4PK1062	PS
						CT1001	CA
						CT800	BS
						CT1001K1	CA
						CT800K1	BS
2.3, 2.3 16 V	11/00-06/03	F23A1, F23A7, F23Z5	113-118	2254		4PK1062	PS
						6PK1105	ALT
						CT1001	CA
						CT800	BS
						CT1001K1	CA
						CT800K1	BS
3.0 V6 24V	02/98-06/03	J30A1	147	2997		4PK1110	PS
						6PK1173	ALT
						CT1087	CA

ACCORD VIII (CL, CM)

2.0	02/03-	K20A6	114	1998		7PK1760	ALT, PS, AC
2.2 i-CTDi	01/04-	N22A1	103	2204		7PK1785	ALT, CH-NO 8C200136⇄
						7PK2265	ALT, ⇄CH-NO 8C200135
2.4, 2.4 Vtec E	02/03-	K24A, K24A2, K24A3, K24A4, K24A8	113-140	2354		7PK1749	ALT

CITY

1.3 4WD	09/01-10/04	L13A1	63	1339		5PK1140	ALT, (AC), ⇄MODEL '03
						5PK1155	ALT, (AC), MODEL '04⇄
						5PK847	ALT, (AC)

CIVIC I (AN, AR, SF)

1.5, 1.5 4WD	10/83-10/87	EW2	63	1488		AVX10X888	PS
						AVX13X850	AC
						3PK735	ALT
						CT546	CA
						CT546K1	CA
1300 L, 1300 S	10/79-12/84	EN1, EN2, EN4	33-52	1335		AVX10X950	ALT
						CT669	CA
						CT669K1	CA

CIVIC II (WC, SS, SL, EE)

1.4 i 16V	01/88-12/92	D14A1	66	1396		AVX10X788	PS
						3PK760	ALT
						4PK870	AC
						CT1070	CA
1.5 i 16V	01/88-11/91	D15B2	69	1493		AVX10X788	PS
						3PK760	ALT
						4PK870	AC
						CT1070	CA
1.6 i 16V 4WD	01/88-02/95	D16A6	81	1590		AVX10X785	PS, ⇄12/1990
						3PK760	ALT, ⇄12/1990
						4PK775	ALT, 01/1991⇄
						4PK815	PS, 01/1991⇄
						4PK870	AC, ⇄12/1990
						4PK875	AC, 01/1991⇄





HONDA						
CIVIC II (WC, SS, SL, EE)						
↔					CT763 CT763K1	CA CA
1300, 1300 L	09/79-09/83	EN1	44	1335	AVX10X950 CT669 CT669K1	ALT CA CA
CIVIC III (AL, AJ, AG, AH, AM, AK, AU)						
1.2	01/84-10/87	D12B1, ZA2	40	1187	AVX10X888 AVX13X850 3PK735 CT546 CT546K1	PS AC ALT CA CA
1.3	10/83-10/87	EV2	52	1342	AVX10X888 AVX13X850 3PK735 CT546 CT546K1	PS AC ALT CA CA
1.5 GL, 1.5 GT, 1.5 GTI	10/83-10/87	EW2, EW3, EW4	63-74	1488	AVX10X888 AVX13X850 3PK740 CT546 CT546K1	PS AC ALT CA CA
CIVIC IV (EC, ED, EE)						
1.3, 1.3 16 V KAT	10/87-09/91	D13B1, D13B2	55	1343	AVX10X785 3PK760 4PK870 CT1070 CT1070K1	PS ALT AC CA CA
1.4 L	10/87-12/89	D14A1	66	1396	AVX10X785 3PK760 4PK870 CT1070 CT1070K1	PS ALT AC CA CA
1.5 i 16V	10/87-09/91	D15B2	66-69	1493	AVX10X785 3PK760 4PK875 CT1070 CT1070K1	PS ALT AC CA CA
1.6 i 16V	10/87-09/91	D16A6, D16Z2	80-81	1590	AVX10X785 3PK760 4PK775 4PK815 4PK870 4PK875 CT763 CT763K1	PS, ↔12/1990 ALT, ↔12/1990 ALT, 01/1991↔ PS, 01/1991↔ AC, ↔12/1990 AC, 01/1991↔ CA CA
	09/87-09/91	D16A9, D16A7	96	1590	3PK765 4PK870 CT773 CT773K1	ALT AC CA CA
1.6 i 16V Vtec	10/89-09/91	B16A1	110	1595	4PK775 4PK845 CT794 CT794K1	ALT AC CA CA
1.6 i 16V, 1.6 i 16V 4x4	09/87-09/91	D16A6, D16A7	80-96	1590	CT763 CT763K1	CA CA
CIVIC V (EG, EH, EJ)						
1.3 16V	10/91-11/95	D13B2	55	1343	4PK780 4PK815 4PK875 4PK975 CT1070	ALT PS AC AC CA





ContiTech



HONDA

CIVIC V (EG, EH, EJ)

↔					CT1070K1	CA
1.5, 1.5 i 16V	10/91-12/95	D15B2, D15Z1, D15Z2	66-74	1493	4PK780 4PK795 4PK815 4PK875 CT1070 CT862 CT1070K1 CT862K1	ALT AC, MTR-CODE: D15Z1 PS AC, MTR-CODE: D15B2 CA, MTR-CODE: D15B2 CA, (VTEC), MTR-CODE: D15Z1 CA, MTR-CODE: D15B2 CA, MTR-CODE: D15Z1
1.5, 1.5 i LSi	10/93-12/95	D15B7	67-74	1493	4PK780 4PK795 4PK815 CT1070 CT1070K1	ALT AC, MTR-CODE: D15B7 PS CA CA
1.6	10/91-09/95	D16A9, D16Y1	96	1590	3PK765 4PK870 CT773 CT773K1	ALT AC CA CA
1.6 16V Vtec	10/91-11/95	D16Z6	92	1590	4PK780 4PK795 4PK815 CT862 CT863 CT863K1	ALT AC PS CA, OE-NO 14400-P1G-E01 CA, OE-NO 14400-P1H-E01 CA, OE-NO 14400-P1H-E01
1.6 i	01/94-11/95	D16Y7	77	1590	4PK800 4PK825 4PK845 CT863 CT863K1	ALT AC PS CA, OE-NO 14400-P1H-E01 CA
1.6 i Vtec	01/94-11/95	B16A2	118	1595	CT794 CT794K1	CA CA
1.6 VTi, 1.6 VTi 16V	10/91-11/95	B16A2	118	1595	4PK775 4PK830 4PK875 CT794 CT794K1	ALT AC PS CA CA
1.6, 1.6 16V Vtec, 1.6 i Vtec	10/91-03/96	D16Y1, D16Y6, D16Z6, D16Z7, D16Z9	92-96	1590	4PK780 4PK795 4PK815 CT863 CT863K1	ALT AC, MTR-CODE: D16Z6 PS CA CA
CIVIC VI (EJ, EM1, EK, MA, MB, MC)						
1.4 i	09/94-01/97	D14A2, D14A8	66	1396	4PK790 4PK795 4PK815 CT1070 CT1070K1	ALT AC PS CA CA
	09/95-02/01	D14A5, D14A7	55	1396	4PK790 4PK800 4PK815 CT1070 CT1070K1	ALT AC PS CA CA
1.4 i, 1.4 i S	11/95-02/01	D14A3, D14A4, D14Z1, D14Z2	55-66	1396	4PK800 4PK825 4PK845 CT862 CT862K1	ALT AC PS CA CA
1.5 16V	01/97-02/01	D15Z8	84	1493	4PK790 4PK825 4PK845 CT862	ALT AC PS CA





HONDA						
CIVIC VI (EJ, EM1, EK, MA, MB, MC)						
1.5 i	11/95-02/01	D15Z6	84	1493	CT862K1	CA
					4PK800 4PK825 4PK845 CT862 CT862K1	ALT AC PS CA CA
1.5 i Vtec-E	09/94-01/97	D15Z3	66	1493	4PK780 4PK795 4PK815 CT862 CT862K1	ALT AC PS CA CA
1.6 16V	01/97-02/01	D16B2	85	1590	4PK790 4PK825 4PK845 CT863 CT863K1	ALT AC PS CA, OE-NO 14400-P1H-E01 CA, OE-NO 14400-P1H-E01
1.6 i	09/94-01/97	D16Y3	83	1590	4PK790 4PK795 4PK815 CT763 CT763K1	ALT AC PS CA CA
	11/95-02/01	D16Y5	84	1590	4PK800 4PK825 4PK845 CT862 CT863 CT863K1	ALT AC PS CA, OE-NO 14400-P1G-E01 CA, OE-NO 14400-P1H-E01 CA, OE-NO 14400-P1H-E01
1.6 i Vtec	04/99-12/00	B16A2	118	1595	4PK780 4PK845 4PK875 CT794	ALT AC PS CA
	09/94-01/97	D16Y2	93	1590	4PK780 4PK795 4PK815 CT863 CT863K1	ALT AC PS CA CA
1.6 i, 1.6 i Vtec	11/95-02/01	D16Y6, D16Y7, D16Y8	77-92	1590	4PK800 4PK825 4PK845 CT863 CT863K1	ALT AC PS CA CA
1.6 VTi	11/95-02/01	B16A2	118	1595	4PK775 4PK845 4PK875 CT794 CT794K1	ALT AC PS CA CA
1.8 16V	01/97-02/01	B18C4	124	1797	4PK790 4PK845 4PK925 CT1125	ALT AC PS CA
2.0 i TD	01/97-02/01	20T2R	63	1994	6PK1180 6PK1460 CT950 CT954 CT950K1 CT954K1	ALT ALT, AC INJP CA INJP CA
2.0 TDIC	11/98-10/00	20T2N	77	1994	6PK1185 6PK1460 CT950 CT954 CT950K1	ALT, (AC) ALT, (AC) INJP CA INJP

HONDA





ContiTech



HONDA

CIVIC VI (EJ, EM1, EK, MA, MB, MC)

					CT954K1	CA
CIVIC VI Aerodeck (MB, MC)						
1.4 16V	04/98-02/01	D14A7, D14A8	55-66	1396	4PK790 4PK825 4PK845 CT862 CT862K1	ALT AC PS CA CA
1.5 16V	04/98-02/01	D15Z8	84	1493	4PK790 4PK825 4PK845 CT862 CT862K1	ALT AC PS CA CA
1.6 16V	04/98-02/01	D16B2	85	1590	4PK790 4PK825 4PK845 CT863 CT863K1	ALT AC PS CA, OE-NO 14400-P1H-E01 CA, OE-NO 14400-P1H-E01
1.8 16V	04/98-02/01	B18C4	124	1797	4PK790 4PK845 4PK925 CT1125	ALT AC PS CA
2.0 iD	04/98-02/01	20T2N	77	1994	6PK1185 6PK1460 CT950 CT954 CT950K1 CT954K1	ALT, (AC) ALT, (AC) INJP CA INJP CA

CIVIC VII (EM2, EU, EP, EV, ES, FN, FK)

1.4	12/00-09/05	D14Z5, D14Z6	66	1396	6PK858 6PK995 CT1081 CT1081K1	ALT, (AC) ALT, (AC) CA CA
1.4 i	02/01-09/05	D14Z6	55	1396	4PK800 4PK825 4PK845 CT1081 CT1081K1	ALT AC PS CA CA
1.6, 1.6 i	02/01-12/05	D16V1	81	1590	6PK858 6PK995 CT1082 CT1082K1	ALT, (AC) ALT, (AC) CA CA
1.7 CTDi	01/02-09/05	4EE-2	74	1686	6PK1275 6PK1623 CT1078 CT1078K1	ALT, (AC) ALT, (AC) CA CA
1.7 i, 1.7 i VTEC	05/01-12/05	D17A5, D17A8, D17A9	88-92	1668	4PK1010 6PK986 CT1082 CT1082K1	PS ALT CA CA
1.8	02/01-09/05	R18A1	103	1798	7PK2061	ALT
2.0 Type-R	09/01-09/05	K20A2	147	1998	7PK1280 7PK1642	ALT, (AC) ALT, (AC)

CIVIC VIII (FN, FK)

1.4	01/06-	L13A7	61	1339	5PK1140 5PK847	ALT, (AC) ALT, (AC)
	10/08-	L13Z1	73	1339	5PK1140	ALT, (AC)
1.8	01/06-	R18A2	103	1799	7PK1538	ALT, (AC)
					7PK2061	ALT, (AC)
2.2 CTDi	01/06-	N22A2	103	2204	7PK1642	ALT
Type R	09/06-	K20Z4	148	1998	7PK1642	ALT

CONCERTO (HW, HWW)

1.4	08/89-10/92	D14A1	61-66	1396	AVX10X888	PS
-----	-------------	-------	-------	------	-----------	----





HONDA						
CONCERTO (HW, HWW)						
					∞	3PK760 ALT, ⇨12/1991
					∞	3PK785 ALT, 01/1992⇨
					∞	4PK815 AC, 01/1992⇨
					∞	4PK870 AC, ⇨12/1991
					🏠	CT1070 CA
					🏠	CT1070K1 CA
1.5 i16V	08/89-05/95	D15B2	66	1493	∞	AVX10X888 PS
					∞	3PK760 ALT, ⇨12/1991
					∞	3PK785 ALT, 01/1992⇨
					∞	4PK815 AC, 01/1992⇨
					∞	4PK870 AC, ⇨12/1991
					🏠	CT1070 CA
					🏠	CT1070K1 CA
1.6 i16V	08/89-03/95	D16A8	90	1590	∞	AVX10X940 PS
					∞	3PK765 ALT, ⇨12/1991
					∞	3PK785 ALT, 01/1992⇨
					∞	4PK815 AC, 01/1992⇨
					∞	4PK870 AC, ⇨12/1991
					🏠	CT773 CA
					🏠	CT773K1 CA
		D16Z2	82	1590	∞	AVX10X888 PS
					∞	3PK760 ALT, ⇨12/1991
					∞	3PK785 ALT, 01/1992⇨
					∞	4PK815 AC, 01/1992⇨
					∞	4PK870 AC, ⇨12/1991
					🏠	CT763 CA
					🏠	CT763K1 CA
CR-V I (RD) 2.0 16V	10/95-02/02	B20B, 20Z1	94-108	1973	∞	4PK825 ALT
					∞	4PK845 AC
					∞	4PK895 PS
					🏠	CT1006 CA
					🏠	CT1006K1 CA
CR-V II (RD) 2.0	07/02-09/06	K20A4	110	1998	∞	7PK1730 ALT, (AC)
2.2 CTDi	02/05-09/06	N22A2	103	2204	∞	7PK2265 ALT
CR-V III 2.0 i	01/07-	R20A2	110	1997	∞	4PK1054 PS
					∞	6PK1100 ALT, AC
					∞	7PK2061 ALT, PS, AC
2.2 i-CTDi 4WD	01/07-	N22A2	103	2204	∞	7PK1785 ALT, CH-NO 8C200136⇨
					∞	7PK2265 ALT, ⇨CH-NO 8C200135
CRX I (AF, AS) 1.3	10/83-10/87	EV2	52	1342	∞	AVX10X888 PS
					∞	3PK735 ALT
					🏠	CT546 CA
					🏠	CT546K1 CA
1.5 i	10/83-11/86	EW3	74	1488	∞	3PK735 ALT
					∞	4PK875 AC
					🏠	CT546 CA
					🏠	CT546K1 CA
1.6 i16V	03/86-10/87	ZC1	92	1590	∞	AVX10X800 PS
					∞	3PK715 ALT
					∞	4PK875 AC
					🏠	CT722 CA
CRX II (ED, EE) 1.6 i16V	10/87-02/92	D16A8, D16A9, D16Z5	91-96	1590	∞	AVX10X800 PS
					∞	3PK760 ALT
					∞	4PK870 AC
					🏠	CT763 CA, CAMSHFT: SOHC/OHC
					🏠	CT773 CA, CAMSHFT: DOHC





ContiTech



HONDA

HONDA

CRX II (ED, EE)

1.6 i 16V Vtec	10/89-02/92	B16A1	110	1595	CT763K1	CA, CAMSHFT: SOHC/OHC
					CT773K1	CA, CAMSHFT: DOHC
					4PK775	ALT
					4PK845	AC
					CT794	CA
					CT794K1	CA

CRX III (EH, EG)

1.6 ESI	03/92-12/98	D16Y8, D16Z6	92	1590	4PK1020	PS, 01/1996⇨
					4PK780	ALT, ⇨12/1995
					4PK795	AC, ⇨12/1995
					4PK800	ALT, 01/1996⇨
					4PK815	PS, ⇨12/1995
					4PK825	AC, 01/1996⇨
					CT863	CA
CT863K1	CA					
1.6 i VTi	03/92-12/98	B16A2	118	1595	4PK775	ALT
					4PK830	AC
					4PK875	PS
					CT794	CA
					CT794K1	CA

FR-V (BE)

1.7	08/04-	D17A2	92	1668	4PK1028	PS
					6PK986	AC
					CT1082	CA
2.2 i CTDi	07/05-	N22A1	103	2204	7PK1785	ALT, CH-NO 8C200136⇨
					7PK2265	ALT, ⇨CH-NO 8C200135

HR-V (GH)

1.6 16V, 1.6 16V 4WD	03/99-	D16W1, D16W5	77-91	1590	4PK800	ALT
					4PK845	PS
					4PK845	AC
					CT863	CA
					CT863K1	CA

INTEGRA (DA)

1.6	03/86-08/89	D16A3	88	1590	AVX10X900	PS
					AVX13X900	AC

INTEGRA Coupe (DC2, DC4)

1.8 Type-R	11/97-10/01	B18C6	140	1797	4PK765	ALT
					4PK815	AC
					4PK925	PS
					CT1125	CA

JAZZ I

55 1.2	09/84-10/86	ER4	40	1231	AVX13X1125	AC
					3PK960	ALT
					CT569	CA
56 1.2	10/83-10/86	ER1	41	1231	AVX13X1125	AC
					3PK960	ALT
					CT569	CA

JAZZ I (AA)

45 1.2	02/84-10/86	ER2	33	1231	AVX13X1125	AC
					3PK960	ALT
					CT569	CA

JAZZ II (GD)

1.2	03/02-07/08	L12A1	57	1243	5PK1155	ALT, MTR-CODE: L12A1, (AC), (2004<it)
					5PK847	ALT, (-AC), MTR-CODE: L12A1
					6PK1138	ALT, (AC), (>2003)
1.4	03/02-07/08	L13A1	61	1339	5PK1155	ALT, MTR-CODE: L12A1, (AC), (2004<it)
					5PK847	ALT, (AC), MTR-CODE: L12A1
					6PK1138	ALT, (AC), (>2003)

JAZZ III (GE)

1.2	07/08-	L12B1	66	1198	4PK800	ALT
					5PK1135	AC
1.4 i	07/08-	L13Z1	73	1339	4PK800	ALT
					5PK1135	AC





HONDA

HONDA						
LEGEND I (HS, KA, KA3)						
↔ 2.5 i	01/86-06/88	C25A1, C25A2	110-127	2494	∞ ∞ ∞ ▲▲▲	AVX10X1050 PS 3PK1080 ALT 4PK915 AC CT814 CA
2.7 i 24V	10/87-12/90	C27A1	124	2675	∞ ∞ ∞ ▲▲▲	AVX10X1075 PS 3PK1080 ALT 4PK915 AC CT814 CA
LEGEND II (KA7, KA8)						
3.2 i 24V	01/91-02/96	C32A2	151	3206	∞ ∞ ∞ ▲▲▲	4PK950 PS 5PK934 ALT 5PK962 AC CT893 CA
LEGEND III (KA9)						
3.5 i 24V	02/96-	C35A2	151	3474	∞ ∞ ∞	4PK950 PS 5PK934 ALT 5PK962 AC
LOGO (GA3)						
1.3	03/99-03/02	D13B7	48	1343	∞ ∞ ▲▲▲	3PK890 PS 4PK800 AC CT1081 CA
NSX (NA)						
3.0 24V Vtec, 3.0 24V Vtec Automatic	06/90-09/05	C30A3, C30A4	188-201	2977	∞ ∞	4PK975 AC 5PK1100 ALT
PRELUDE I Coupe (SN)						
1.6	11/78-10/82	EL, EL14	59	1602	∞ ∞ ∞ ▲▲▲	AVX10X940 PS AVX10X960 ALT, ⇨ MTR-NO 1200000 AVX10X975 ALT, MTR-NO 1200001 ⇨ CT674 CA
PRELUDE II (AB)						
1.8 EX	11/83-04/87	ET2, ET3, ET4	74-77	1829	∞ ∞ ∞ ▲▲▲ ▲▲▲	AVX10X900 PS AVX10X950 ALT AVX13X950 AC CT559 CA CT559K1 CA
PRELUDE III (BA)						
2.0 i EX 16V	10/87-12/90	B20A7	110	1958	∞ ∞ ∞ ▲▲▲	4PK975 PS 5PK1054 AC 5PK880 ALT CT773 CA
	04/86-12/87	B20A1	101	1958	∞ ∞ ∞ ▲▲▲	AVX10X913 PS AVX13X930 AC 3PK800 ALT CT556 CA
2.0 i EX 16V, 2.0 i EX 16V KAT	04/87-01/92	B20A5, B20A9	101-103	1958	∞ ∞ ∞ ▲▲▲	4PK975 PS 5PK1054 AC 5PK875 ALT CT773 CA
2.0, 2.0 EX	04/87-01/92	B20A3, B20A4	80-84	1958	∞ ∞ ∞ ▲▲▲	4PK975 PS 5PK1054 AC 5PK875 ALT CT627 CA
PRELUDE IV (BB)						
2.0 i 16V	02/92-09/96	F20A4	98	1997	∞ ∞ ▲▲▲ ▲▲▲ ▲▲▲ ▲▲▲	4PK1028 PS 5PK950 ALT CT799 CA CT800 BS CT799K1 CA CT800K1 BS
2.2 i 16V Vtec	02/93-09/96	H22A2	136	2157	∞ ∞ ∞ ▲▲▲	4PK1028 PS 6PK1045 ALT, AC 6PK915 ALT CT1102 CA





ContiTech



HYUNDAI

HONDA

PRELUDE IV (BB)

↔					CT800	BS
2.3 i 16V	02/92-09/96	H23A2	118	2259	4PK1028	PS
					5PK950	ALT
					CT800	BS
					CT804	CA
					CT800K1	BS

PRELUDE V (BB)

2.0 16V	10/96-10/00	F20A4	98	1997	4PK1054	PS
					6PK1075	
					6PK948	ALT, (AC)
					CT799	CA
					CT800	BS
					CT799K1	CA
					CT800K1	BS
2.2 16V	10/96-10/00	H22A5	136-147	2157	4PK1028	PS
					6PK1045	ALT, AC
					6PK915	ALT
					CT1102	CA
					CT800	BS

QUINTET (SU)

1.6 EX	02/80-12/84	EL	59	1602	AVX10X940	PS
					AVX10X960	ALT, ⇨06/1981, (AC)
					AVX10X965	ALT, ⇨06/1981
					AVX10X970	ALT, 07/1981⇨
					AVX13X1060	AC, 07/1981⇨
					AVX13X1138	AC, ⇨06/1981
					CT674	CA

S2000 (AP)

2.0	06/99-	F20CVTEC	177	1997	6PK1138	ALT, (AC)
					6PK1468	ALT, (AC)

SHUTTLE (RA)

2.2 16V	10/94-02/98	F22B8	110	2156	4PK1062	PS
					6PK1100	ALT, (AC)
					6PK935	ALT, (AC)
					CT799	CA
					CT800	BS
					CT799K1	CA
					CT800K1	BS
2.3 16V	10/97-06/04	F23A7	110	2254	4PK1062	PS
					6PK1090	ALT, (AC)
					6PK935	ALT, (AC)
					CT1001	CA
					CT800	BS
					CT1001K1	CA
					CT800K1	BS

STREAM (RN)

1.7 16V	05/01-	D17A2	92	1668	6PK858	ALT, (AC)
					6PK995	ALT, (AC)
					CT1082	CA
					CT1082K1	CA
2.0 16V	05/01-	K20A1	115	1998	7PK1388	ALT, (AC)
					7PK1775	ALT, (AC)

HUMMER

HUMMER H2 SUT

6.0	09/04-	LQ4	237	5967	4PK962	AC
					6PK2360	ALT

HYUNDAI

ACCENT (LC)

1.3	01/00-11/05	G4EA, G4EH	55-63	1341	4PK611	PS
					4PK855	AC





HYUNDAI

ACCENT (LC)

					∞	4PK895	ALT
					▲▲▲	CT1062	CA
					▲▲▲	CT1062K1	CA
1.5	09/99-11/05	G4EC-G, G4FK	75	1495	∞	4PK611	PS
					∞	4PK815	AC
					∞	4PK855	ALT
					▲▲▲	CT942	CA
					▲▲▲	CT942K1	CA
	01/00-11/05	G4EB	66	1495	∞	4PK611	PS
					∞	4PK850	AC
					∞	4PK895	ALT
					▲▲▲	CT1062	CA
					▲▲▲	CT1062K1	CA
1.5 CRDi	04/02-11/05	D3EA	60	1493	∞	6PK1400	ALT, (PS)
					∞	6PK1440	ALT, (PS)
					◎	AP9062	ALT, (Denso), FOR ALT: 100A, OE-NO 37300-27500-27502, 37300-27503, 37300-27504, 11/2002⇒, ⇒12/2006
					▲▲▲	CT1099	CA
					▲▲▲	CT1099K2	CA
1.6	12/02-11/05	G4ED-G	77	1599	∞	AVX13X675	PS
					∞	4PK815	AC
					∞	4PK855	ALT
					▲▲▲	CT942	CA
					▲▲▲	CT942K1	CA

ACCENT (MC)

1.4 GL	11/05-11/10	G4EE	71	1399	∞	4PK815	AC
					∞	4PK850	ALT
					▲▲▲	CT942	CA
					▲▲▲	CT942K1	CA
1.5 CRDi GLS	11/05-11/10	D4FA	81	1493	∞	5PK1640	ALT, (AC), ⇒04/2008
					∞	5PK1646	ALT, (AC), 08/2008⇒
					∞	5PK1800	ALT, HYDP, (AC), ⇒04/2008
					∞	5PK1815	ALT, (AC), 04/2008⇒
					∞	5PK1850	ALT, (AC), ⇒04/2008, ALT, HYDP, (AC), 04/2008⇒
					◎	AP9062	ALT, (Denso), FOR ALT: 100A, OE-NO 37300-27502, 37300-27503, 37300-27504, ⇒12/2006
1.6 GLS	11/05-11/10	G4ED	82	1599	∞	4PK815	AC
					∞	4PK850	ALT
					▲▲▲	CT942	CA
					▲▲▲	CT942K1	CA

ACCENT (X-3)

1.3, 1.3 i 12V	10/94-01/00	G4EH	44-62	1341	∞	4PK611	PS
					∞	4PK850	AC, 06/1997⇒
					∞	4PK875	AC, ⇒06/1997
					∞	4PK895	ALT
					▲▲▲	CT738	CA
					▲▲▲	CT738K2	CA
1.5 i 12V	10/94-01/00	G4EK	65	1495	∞	4PK611	PS
					∞	4PK850	AC, 06/1997⇒
					∞	4PK875	AC, ⇒06/1997
					∞	4PK895	ALT
					▲▲▲	CT738	CA
					▲▲▲	CT738K2	CA
1.5 i 16V	10/95-01/00	G4ER	73	1495	∞	4PK611	PS
					∞	4PK815	AC, 09/1997⇒
					∞	4PK825	AC, 06/1997⇒, ⇒09/1997
					∞	4PK830	AC, ⇒06/1997
					∞	4PK845	ALT, ⇒08/1999
					∞	4PK855	ALT, 09/1999⇒
					∞	4PK895	AC, OE-NO 2521222030



ContiTech



HYUNDAI

ACCENT (X-3)

					CT942	CA
					CT942K1	CA

ACCENT IV (RB)

1.4	11/10-	G4FA	79	1396	6PK1256	ALT, (AC)
					6PK955	ALT, (AC)
1.6	11/10-	G4FC	91	1591	6PK1256	ALT, (AC)
					6PK955	ALT, (AC)

ATOS / ATOS PRIME (MX)

1.0 i	02/98-	G4HC, G4HC-E	40-43	999	AVX13X775	PS, ⇨08/2002
					4PK673	AC
					4PK750	PS, 08/2002⇨
					4PK770	ALT
					CT1013	CA
					CT1013K1	CA
1.1	06/03-	G4HD	43	1086	4PK673	AC
					4PK750	PS
					4PK780	ALT
					CT1013	CA
					CT1013K1	CA
	03/04-	G4HG	46	1086	4PK673	AC, 06/2005⇨
					4PK750	PS, 06/2005⇨
					4PK780	ALT, 06/2005⇨
					CT1013	CA
					CT1013K1	CA

COUPE (GK)

1.6 16V	03/02-08/09	G4ED-G	77-79	1599	AVX13X655	PS
					4PK815	AC
					4PK845	ALT
					CT942	CA
					CT942K1	CA
2.0, 2.0 GLS	08/01-08/09	G4GC-G	100-105	1975	3PK675	PS
					4PK850	AC, ⇨09/2006
					4PK855	AC, 10/2006⇨
					4PK875	ALT
					CT937	CA
					CT937K1	CA, ⇨05/2006, (MANL-TP)
					CT937K2	CA, 05/2006⇨, (AUTOM-TP)
2.7 V6	03/02-08/09	G6BA-G	123	2656	6PK1693	ALT, (AC), 10/2003⇨
					6PK1705	ALT, (AC), ⇨10/2003
					6PK2000	ALT, (AC), 10/2003⇨
					CT1085	CA
					CT1085K1	CA

COUPE (RD)

1.6 16V, 1.6 i 16V	12/96-04/02	G4GR, 4G61	84-85	1599	AVX13X655	PS
					4PK850	AC
					4PK875	ALT
					CT781	CA
					CT781K2	CA
2.0 16V	03/01-04/02	G4DF	99	1975	AVX13X655	PS
					4PK850	AC
					4PK875	ALT
					CT937	CA
					CT937K1	CA, MTR-CODE: G4GF
	08/96-04/02	G4GF	102	1975	AVX13X655	PS
					4PK850	AC
					4PK875	ALT
					CT937	CA
					CT937K1	CA

ELANTRA (HD)

1.6 CVT	06/06-06/11	G4FC	90	1591	6PK1256	ALT, (AC)
					6PK955	ALT, (AC)



HYUNDAI



HYUNDAI

ELANTRA (HD)

↔ 1.6	06/00-07/06	G4ED-G, G4GR	66-79	1599	∞ ∞ ∞ ▲ ▲▲	AVX13X655 4PK815 4PK850 CT942 CT942K1	PS AC ALT CA CA
1.6 CRDi	02/06-07/06	D4FB	85	1582	∞	5PK1800	ALT
1.8	06/00-07/06	G4BB	79-97	1795	∞ ∞ ∞ ∞ ∞ ▲ ▲▲	3PK670 4PK850 4PK855 4PK875 4PK890 CT781 CT781K2	PS, ⇨07/2003 AC, ⇨07/2003 AC, 08/2003⇨ ALT, ⇨07/2003 ALT, 08/2003⇨ CA CA
2.0	06/00-07/06	G4GC, G4GC-G	102-105	1975	∞ ∞ ∞ ∞ ▲ ▲▲ ▲▲	4PK850 4PK855 4PK875 4PK890 CT937 CT937K1 CT937K2	AC, ⇨05/2006 AC, 06/2006⇨ ALT, ⇨05/2006 ALT, 06/2006⇨ CA CA, ⇨05/2006, (MANL-TP) CA, 05/2006⇨, (AUTOM-TP)
2.0 CRDi	04/01-07/06	D4EA	83	1991	∞ ▲ ▲▲	6PK1510 CT1099 CT1099K2	ALT CA, MTR-CODE: D4EA CA

GALLOPER I

3.0 V6	08/91-07/98	6G72	104	2972	▲▲ ▲▲▲	CT805 CT805K1	CA CA
--------	-------------	------	-----	------	-----------	--------------------------------	----------

GALLOPER II (JK-01)

2.5 Tci D, 2.5 TD intercooler	08/98-12/03	D4BH	73-77	2476	∞ ∞ ∞ ▲ ▲ ▲▲ ▲▲ ▲▲	2XAVX10X1100 AVX13X785 AVX13X925 CT1107 CT921 CT1107K1 CT921K2	ALT PS AC BS CA BS CA
2.5 TD	08/98-12/03	D4BA	65	2476	∞ ∞ ∞ ▲ ▲	2XAVX10X1100 AVX13X785 AVX13X950 CT1107 CT921	ALT, 2x PS AC BS, ⇨06/2003 CA, ⇨06/2003
3.0 V6	08/98-12/03	G6AT	104	2972	∞ ∞ ∞ ▲ ▲▲	AVX13X800 AVX13X925 5PK1345 CT805 CT805K1	PS AC ALT CA CA

GETZ (TB)

1.1	09/02-09/05	G4HD	46	1086	∞ ∞ ∞ ∞ ▲ ▲▲	4PK673 4PK750 4PK770 4PK870 CT1013 CT1013K1	AC PS, (-AC) ALT PS, (AC) CA CA
	09/05-06/09	G4HD	49	1086	∞ ∞ ∞ ▲ ▲▲	4PK755 4PK780 4PK875 CT1013 CT1013K1	PS, (AC) ALT PS, (AC) CA CA
1.3, 1.3 i	09/02-09/05	G4EA	60-63	1341	∞ ∞ ∞ ▲ ▲▲	4PK611 4PK850 4PK895 CT1062 CT1062K1	PS AC ALT CA CA





ContiTech



HYUNDAI

GETZ (TB)						
↔ 1.4 i	08/05-06/09	G4EE	71	1399	AVX13X655 4PK830 4PK850 CT942 CT942K1	PS AC ALT CA CA
1.5 CRDi	03/03-09/05	D3EA	60	1493	6PK1400 6PK1440 AP9062 CT1099 CT1099K2	ALT, (-PS) ALT, (PS) ALT, (Denso), FOR ALT: 100A, OE-NO 37300-27601, 37300-27602 CA, MTR-CODE: D3EA CA
1.5 CRDi GLS	07/04-08/05	D4FA	75	1493	AP9062	ALT, (Denso), FOR ALT: 100A, OE-NO 37300-27601, 37300-27602
1.5 CRDi, 1.5 CRDi GLS	08/05-06/09	D4FA	65-81	1493	5PK1640 5PK1646 5PK1800 5PK1815 5PK1850 AP9062	ALT, (AC), 11/2006↔, ↔04/2008 ALT, (AC), 08/2008↔ ALT, HYDP, (AC), ↔04/2008 ALT, (AC), 04/2008↔ ALT, (AC), ↔04/2008, ALT, HYDP, (AC), 04/2008↔ ALT, (Denso), FOR ALT: 100A, OE-NO 37300-27601, 37300-27602
1.6	09/02-06/09	G4ED-G	77-78	1599	AVX13X655 4PK825 4PK850 CT942 CT942K1	PS AC ALT CA CA
GRACE Bus						
2.5 D	07/93-06/94	D4BA	55	2476	AVX10X1100 AVX13X750 AVX13X925 CT517 CT714 CT932	ALT, (AC) PS AC CA BS, ↔03/1994 BS, 03/1994↔
2.5 TD	06/98-10/01	D4BF	59	2476	2XAVX10X1100 AVX13X950 4PK1062 CT1107 CT921 CT1107K1 CT921K2	ALT AC PS BS CA BS CA
GRANDEUR (TG)						
2.2 CRDi	06/06-	D4EB	110-114	2188	6PK1510 CT1099 CT1099K2	ALT CA CA
3.3	04/05-	G6DB	173	3342	6PK2475	ALT
H-1 / H-1 STAREX (KMF)						
2.4, 2.4 4WD	06/97-04/04	G4CS	82	2351	AVX13X1000 4PK975 CT801 CT991 CT801K1 CT991K3	PS ALT CA BS CA BS
2.5 CRDi	08/03-04/04	D4CB	103	2497	5PK1393 7PK1730 7PK2283	PS ALT, (-AC) ALT, AC
2.5 D	10/97-04/04	D4BF	57	2476	2XAVX10X1100 4PK1062 CT1107 CT921	ALT, 2x PS BS CA
2.5 D, 2.5 TCI, 2.5 TD, 2.5 TD 4WD	06/97-12/07	D4BF, D4BH	59-74	2476-2477	2XAVX10X1100 AVX13X950 4PK1062	ALT AC PS



HYUNDAI



HYUNDAI						
H-1 / H-1 STAREX (KMF)						
					CT1107 CT921 CT1107K1 CT921K2	BS CA BS CA
H100						
2.4	07/93-12/04	G4CS	82-90	2351	AVX10X960 AVX13X1000 4PK975 CT801 CT991 CT801K1 CT991K3	ALT, ⇨06/1997 PS ALT, 07/1997⇨ CA BS CA BS
2.5 D	07/93-12/94	D4BA, D4BX	55	2477	17X1060Li 2XAVX10X1100 AVX13X750 AVX13X925 CT517 CT714 CT932 CT517K1	ALT ALT, 2x, (ABS) PS AC CA BS, ⇨02/1994 BS, 03/1994⇨ CA
2.5 D, 2.5 TD	07/93-03/00	D4BA, D4BF	57-59	2477	17X1060Li 2XAVX10X1100 AVX13X750 AVX13X925 CT1107 CT517 CT921 CT932 CT1107K1 CT517K1 CT921K2	ALT ALT, 2x, (ABS) PS AC BS, 02/1996⇨ CA, ⇨05/1996 CA, 06/1996⇨ BS, ⇨01/1996 BS, 06/1996⇨ CA, ⇨05/1996 CA, 06/1996⇨
i10						
1.1	12/07-	G4HG	48-49	1086	4PK673 4PK750 4PK780 CT1013 CT1013K1	AC, 06/2005⇨ PS, 06/2005⇨ ALT, 06/2005⇨ CA CA
1.1 CRDi	01/08-	D3FA	55	1120	5PK1646 5PK1788	ALT, (AC) ALT, (AC)
1.2	11/08-	G4LA	57-63	1248	5PK1236 ELAST 5PK898 ELAST	ALT, (AC) ALT, (AC)
i20						
1.2	09/08-	G4LA	57	1248	5PK1236 ELAST 5PK898 ELAST	ALT, (AC) ALT, (AC)
1.4 CRDi	08/08-	D4FC	55-66	1396	5PK1646 5PK1815	ALT, (AC) ALT, (AC)
1.6 CRDi	09/08-	D4FB	85	1582	5PK1646 5PK1815	ALT, (AC) ALT, (AC)
i30						
1.4	10/07-06/12	G4FA	80	1396	6PK1256 6PK955	ALT, (AC) ALT, (AC)
1.6	10/07-06/12	G4FC	90-93	1591	6PK1256 6PK955	ALT, (AC) ALT, (AC)
1.6 CRDi	10/07-06/12	D4FB	66-85	1582	5PK1640 5PK1646 5PK1800 5PK1815	ALT, (AC), ⇨04/2008 ALT, (AC), 04/2008⇨ ALT, (AC), ⇨04/2008 ALT, (AC), 04/2008⇨
2.0	10/07-06/12	G4GC-G, G4GC	105	1975	4PK855 4PK890 CT937 CT937K2	AC ALT CA CA
2.0 CRDi	10/07-06/12	D4EA	103	1991	6PK1400	ALT





ContiTech



HYUNDAI

i30

					CT1099	CA
					CT1099K2	CA

ix20 (JC) 1.4 CRDi	11/10-	D4FC	66	1396	5PK1646	ALT, (AC)
					5PK1815	ALT, (AC)

LANTRA I (J-1) 1.5 i.e.	10/90-11/95	G15B, G4DJ	63	1468	AVX13X625	PS
					4PK875	ALT
					CT715	CA
					CT715K1	CA

1.6 i.e. 16V	10/90-11/95	G4CR	78-84	1596	AVX13X675	PS
					4PK915	AC, ⇨02/1993
					4PK938	AC, 02/1993⇨
					4PK975	ALT
					CT1109	BS
					CT826	CA
					CT1109K1	BS

1.8 i.e. 16V	10/90-11/95	G4CN	93	1836	4PK915	AC
					4PK990	ALT
					CT1000	CA
					CT1109	BS
					CT1000K1	CA
					CT1109K1	BS

LANTRA II (J-2) 1.5 12V	12/96-10/00	G4EK	65	1495	4PK611	PS
					4PK855	AC
					4PK895	ALT
					CT1062	CA, 11/1998⇨
					CT738	CA, ⇨10/1998
					CT738K2	CA, ⇨10/1998

1.6 16V, 1.6 i	11/95-10/00	4G61, G4GR	66-84	1599	AVX13X655	PS
					4PK850	AC
					4PK875	ALT
					CT781	CA
					CT781K2	CA

1.8 16V	11/95-10/00	G4GM	94	1795	AVX13X655	PS
					4PK850	AC
					4PK875	ALT
					CT781	CA
					CT781K2	CA

1.9 D	03/98-10/00	DJY	50	1905	6PK1130	ALT, PS, (AC)
					6PK1740	ALT, PS, AC
					CT1061	CA, MTR-CODE: XUD9
					CT1061K2	CA, MTR-CODE: XUD9

2.0 16V	08/96-10/00	G4GF	102	1975	AVX13X655	PS
					4PK850	AC
					4PK875	ALT
					CT937	CA, 04/1997⇨
					CT937K1	CA, 04/1997⇨

MATRIX (FC) 1.5 CRDi	10/01-08/10	D3EA	60	1496	6PK1440	ALT, PS, (AC)
					AP9062	ALT, (Denso), FOR ALT: 100A, OE-NO 37300-27600, 37300-27601, ⇨05/2005
					CT1099	CA, MTR-CODE: D3EA
					CT1099K2	CA

	12/04-08/10	D4FA	75	1493	5PK1850	ALT, (PS), (AC), 10/2005⇨, ⇨04/2006
					AP9062	ALT, (Denso), FOR ALT: 100A, OE-NO 37300-27600, 37300-27601, 37300-27602

1.5 CRDi VGT	03/08-08/10	D4FA	81	1493	5PK1745	ALT, (AC)
					5PK1850	ALT, (AC)
					AP9062	ALT, (Denso), FOR ALT: 100A, OE-NO 37300-27600,





HYUNDAI						
MATRIX (FC)						
						37300-27601, 37300-27602
1.6	06/01-08/10	G4ED-G	76	1599	AVX13X655 4PK815 4PK845 CT942 CT942K1	PS AC ALT CA CA
1.8	06/01-08/10	G4GB-G	90	1795	4PK855 4PK875 CT781 CT781K2	AC ALT CA CA
PONY						
1.3	10/85-09/89	G13B	50	1299	AVX10X875 AVX13X675 4PK870 CT665 CT665K1	ALT, ⇨02/1987 PS ALT, 03/1987⇨ CA CA
1.5	10/85-09/89	G15B, G4DJ	53	1468	AVX10X875 AVX13X675 4PK870 CT665 CT665K1	ALT, ⇨02/1987 PS ALT, 03/1987⇨ CA CA
PONY (X-1)						
1.3	10/85-09/89	G13B	50	1299	AVX10X875 AVX13X675 4PK875 CT665 CT665K1	ALT, ⇨02/1987 PS ALT, 03/1987⇨ CA CA
1.5	10/85-09/89	G15B, G4DJ	53	1468	AVX10X875 AVX13X675 4PK875 CT665 CT665K1	ALT, ⇨02/1987 PS ALT, 03/1987⇨ CA CA
PONY (X-2)						
1.3	10/89-01/95	G4DG	43-49	1299	AVX10X825 AVX10X850 AVX13X625 4PK875 CT665 CT715 CT715K1	AC, 09/1992⇨ AC, ⇨09/1992 PS ALT CA, ⇨12/1989 CA, 01/1990⇨ CA, ⇨07/1994
1.5, 1.5 i	10/89-01/95	G15B, G4DJ	53-62	1468	AVX10X825 AVX10X850 AVX13X625 4PK875 CT665 CT715 CT715K1	AC, 09/1992⇨, ⇨01/1993 AC, ⇨09/1992 PS ALT CA, ⇨12/1989 CA, 01/1990⇨ CA, ⇨07/1994
PONY / EXCEL (X-2)						
1.3	01/90-01/95	G4DG	49	1299	CT715 CT715K1	CA CA, MTR-CODE: G4DG, ⇨07/1994
1.5, 1.5 i	01/90-01/95	G15B, G4DJ	53-62	1468	AVX10X825 AVX10X850 AVX13X625 4PK875 CT715 CT715K1	AC, 09/1992⇨, ⇨01/1993 AC, ⇨09/1992 PS ALT CA CA, 01/1990⇨ CA, ⇨07/1994
PORTER						
2.4	03/96-04/04	G4CS	82	2351	AVX10X960 AVX13X1000 AVX13X975 4PK975 CT801	ALT, ⇨06/1997 PS AC ALT, 07/1997⇨ CA





ContiTech



HYUNDAI

HYUNDAI

PORTER



2.5 TD	07/94-04/04	D4BH	73	2477	CT991 CT801K1 CT991K1	BS CA BS
					2XAVX10X1100 AVX13X950 4PK1062 CT1107 CT921 CT1107K1 CT921K2	ALT AC PS BS CA BS CA

S COUPE (SLC)

1.5 i	02/90-05/96	G15B, G4DJ	62	1468	AVX13X625 AVX13X850 4PK875 CT715 CT715K1	PS AC ALT CA CA
1.5 i, 1.5 i Turbo	04/91-05/96	G4EK, G4EK-TC	65-85	1495	4PK635 4PK895 4PK950 CT715 CT738 CT715K1 CT738K2	PS ALT AC CA, ⇨06/1993 CA, 07/1993⇨ CA, ⇨06/1993 CA, 07/1993⇨

SANTA FÉ (CM)

2.2 CRDi	01/09-	D4HB	145	2199	6PK1515 CT1099 CT1099K2	ALT CA CA
2.2 CRDi, 2.2 CRDi 4x4, 2.2 CRDi GLS, 2.2 CRDi GLS 4x4	03/06-	D4EB	102- 114	2188	6PK1510 CT1099 CT1099K2	ALT CA CA
2.7 V6 GLS, 2.7 V6 GLS 4x4	03/06-	G6EA	139	2656	6PK2055	ALT

SANTA FÉ (SM)

2.0	08/01-03/06	G4BP	99	1997	4PK938 5PK1110 5PK1393 CT1027 CT1141 CT1027K1 CT1141K1	ALT PS PS, AC CA BS, ⇨06/2002 CA BS
2.0 CRDi, 2.0 CRDi 4x4	04/01-03/06	D4EA	83-92	1991	6PK1510 CT1099 CT1099K2	ALT CA, MTR-CODE: D4EA CA
2.2 CRDi, 2.2 CRDi 4x4	10/05-03/06	D4EB	110	2188	6PK1510 CT1099 CT1099K2	ALT CA CA
2.4 16V, 2.4 16V 4x4	02/01-03/06	G4JS-G	100- 107	2351	4PK945 5PK1110 5PK1393 CT1075 CT1141 CT1141K1	ALT PS, (-AC) PS, (AC) CA BS BS
2.7 V6 4x4	02/01-03/06	G6BA-G	127	2656	6PK2000 CT1085 CT1085K1	ALT, (AC) CA CA
2.7, 2.7 4x4	10/05-03/06	G6EA	139	2656	6PK2000	ALT, PS, AC

SANTAMO

2.0 16V	05/99-		102	1997	AVX13X675 4PK962 4PK990 CT1000 CT1109	PS AC ALT CA BS
---------	--------	--	-----	------	---	-----------------------------





HYUNDAI					
SANTAMO					
↔					CT1000K1 CA CT1109K1 BS
2.0 16V 4x4	05/99-	G4CP	102	1997	CT1000 CA CT1109 BS CT1000K1 CA CT1109K1 BS
SONATA II (Y-2)					
1.8i	09/88-10/93	4G62	70	1796	CT511 CA CT991 BS CT511K2 CA CT991K1 BS
2.0i	09/88-08/91	G4CP	74	1997	CT511 CA CT991 BS CT511K2 CA CT991K1 BS
	01/91-10/93	G4CP-U	80	1997	AVX13X650 PS AVX13X975 AC, ⇨01/1993 4PK975 ALT CT511 CA, ⇨07/1993 CT802 CA, 08/1993⇨ CT991 BS CT511K2 CA, ⇨07/1993 CT991K1 BS
2.0i 16V	01/91-10/93	G4CP-D	96	1997	AVX13X675 PS 4PK962 AC 4PK990 ALT CT1000 CA CT1109 BS CT1000K1 CA CT1109K1 BS
2.4i	09/88-08/91	G4CS	83	2351	CT801 CA CT991 BS CT801K1 CA CT991K1 BS
3.0i V6	01/91-10/93	G6AT	107	2972	AVX13X975 AC 5PK1240 ALT CT805 CA CT805K1 CA
SONATA III (Y-3)					
1.8i	05/93-06/98	G4CM	72	1796	CT511 CA, MTR-CODE: G4CM SOHC CT991 CA, MTR-CODE: G4CM SOHC CT511K2 CA, MTR-CODE: G4CM SOHC CT991K1 BS, MTR-CODE: G4CM SOHC
2.0i	08/96-06/98		70	1997	CT511 CA, MTR-CODE: G4-P SOHC CT991 CA, MTR-CODE: G4-P SOHC CT511K2 CA, MTR-CODE: G4-P SOHC CT991K1 BS, MTR-CODE: G4-P SOHC
	06/94-08/96	G4CP	77	1997	AVX13X650 PS 4PK975 ALT CT802 CA, ⇨10/1995 CT911 CA, 11/1995⇨ CT991 BS CT991K1 BS
2.0i 16V	05/93-06/98	G4CP-D	102	1997	AVX13X675 PS 4PK962 AC 4PK990 ALT CT1000 CA CT1109 BS CT1000K1 CA CT1109K1 BS
	06/96-06/98	G4CP-DM	92	1997	AVX13X675 PS

HYUNDAI





ContiTech



HYUNDAI

HYUNDAI

SONATA III (Y-3)



					4PK962 4PK990 CT1000 CT1109 CT1000K1 CT1109K2	AC ALT CA BS CA BS
3.0 i V6	05/93-06/98	G6AT	107	2972	AVX13X975 5PK1240 CT805 CT805K1	AC ALT CA CA

SONATA IV (EF)

2.0 16V	10/01-11/04	G4JP-EG	96	1997	4PK945 5PK1393 CT1027 CT1141 CT1027K1 CT1141K1	ALT PS, (AC) CA BS CA BS
	06/98-10/01	G4JP-G	100	1997	4PK938 5PK1110 5PK1393 CT1027 CT1141 CT1027K1 CT1141K1	ALT PS, (AC) PS, (AC) CA BS CA BS
2.4 16V	03/98-10/01	G4BS	105	2351	4PK945 5PK1110 5PK1393 CT1075 CT1141 CT1141K1	ALT PS, (AC) PS, (AC) CA BS BS
2.5 V6 24V	06/98-10/01	G6BV-G	118	2493	6PK2000 CT1085 CT1085K1	ALT, (AC) CA CA
2.7 V6	10/01-11/04	G6BA-G	127	2656	6PK1705 6PK2000 CT1085 CT1085K1	ALT, (AC) ALT, (AC) CA CA
	11/02-11/04	G6BA	129	2656	6PK1698 6PK2000 CT1085 CT1085K1	ALT, (AC) ALT, (AC) CA CA

SONATA V (NF)

2.0 CRDi	02/06-	D4EA	103-110	1991	6PK1510 CT1099 CT1099K2	ALT, (AC) CA CA
2.0 VVTi GLS	05/05-		106	1997	6PK2585	ALT
2.4	01/05-	G4KC	119	2359	6PK2585	ALT, (AC)
3.3	01/05-	G6DB	171-184	3342	6PK2475	ALT, PS, AC

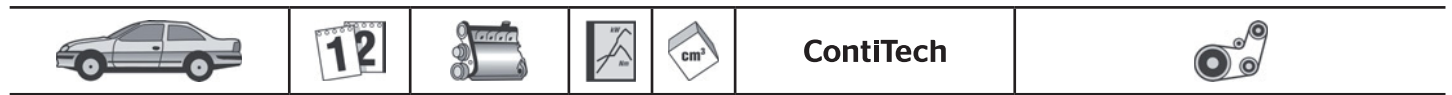
STELLAR (F31_SF2_)

1.6	10/83-12/91	G32B	56	1597	AVX10X813	ALT
-----	-------------	------	----	------	-----------	-----

TERRACAN (HP)

2.5 D, 2.5 TD	06/01-12/06	D4BH	59-74	2476	AVX13X785 CT1107 CT921 CT1107K1 CT921K2	PS BS CA BS CA
2.9 CRDi 4WD	11/03-12/06	J3	120	2902	4PK830 5PK1592 5PK1697 AP9061	PS ALT, (AC) ALT, (AC) ALT, (Mando), FOR ALT: 110A, OE-NO 37300-4X500, 37300-4X501, 37300-4X502, 37300-4X503





HYUNDAI						
TERRACAN (HP)						
					CT994	CA
					CT994K1	CA
2.9 CRDi, 2.9 CRDi 4WD	11/01-12/06	J3	110	2902	AVX13X975	AC
					4PK830	PS
					5PK1680	ALT
					AP9061	ALT, (Mando), FOR ALT: 110A, OE-NO 37300-4X500, 37300-4X501, 37300-4X502, 37300-4X503
					CT1107	BS
					CT994	CA
					CT994K1	CA
3.5 i V6 4WD	12/01-12/06	G6CU	143-147	3497	4PK1080	PS
					4PK938	AC
					5PK1135	ALT, WP
TRAJET (FO)						
2.0	03/00-07/08	G4JP-G	100	1997	4PK938	ALT
					5PK1110	PS, (-AC)
					5PK1393	PS, (AC)
					CT1027	CA
					CT1141	BS
					CT1027K1	CA
					CT1141K1	BS
	01/04-07/08	G4GC-G	103	1975	4PK945	ALT
					5PK1110	PS, (-AC)
					5PK1393	PS, AC
					CT937	CA
					CT937K1	CA, ⇨05/2006, (MANL-TP)
					CT937K2	CA, 05/2006⇨, (AUTOM-TP)
2.0 CRDi	04/01-07/08	D4EA	83	1991	6PK1510	ALT
					CT1099	CA, MTR-CODE: D4EA
					CT1099K2	CA
2.7 V6	09/00-07/08	G6BA-G	127	2656	6PK1705	ALT, (AC)
					6PK2000	ALT, (AC)
					CT1085	CA
					CT1085K1	CA
TUCSON (JM)						
2.0, 2.0 Allrad	08/04-03/10	G4GC	104	1975	3PK675	PS
					4PK875	ALT, (FWD)
					4PK890	ALT, (4WD)
					CT937	CA
					CT937K1	CA, ⇨05/2006, (MANL-TP)
					CT937K2	CA, 05/2006⇨, (AUTOM-TP)
2.0 CRDi, 2.0 CRDi Allrad	08/04-03/10	D4EA, D4EA-V, D4EAF	83-110	1991	6PK1510	ALT, (AC)
					CT1099	CA
					CT1099K2	CA
2.7 Allrad	08/04-03/10	G6BA-G	129	2656	6PK2000	ALT, PS, AC
					CT1085	CA
					CT1085K1	CA
XG (XG)						
25	12/98-	G6AV	120	2493	5PK915	PS
					6PK2000	ALT, (AC)
					CT1085	CA
					CT1085K1	CA
30/300	12/98-	G6CT-G	138	2972	5PK906	PS
					6PK1230	ALT, AC
350	04/03-	G6CU	145	3497	5PK906	PS
					6PK1195	ALT

INNOCENTI						
MINI						
1.0	05/74-02/82	BLMC99H	32-39	999	AVX10X813	ALT, WP





ContiTech



INNOCENTI

MINI

1.3	08/76-02/82	BLMC12H	47	1275		AVX10X813	ALT
1.3 De Tomaso	08/76-02/82	BLMC12HH	51	1275		AVX10X813	ALT, WP

ISUZU

CAMPO (KB)

2.5 D	01/83-12/90	4JA1	55	2499		CT508	CA
						CT508K1	CA
2.5 D 4WD	01/83-12/90	4JA1	55	2499		17X1000Li	ALT
						CT508	CA
						CT508K1	CA

GEMINI

1.6	01/90-12/93	4XE1-WU	97	1588		4PK706	ALT
						4PK750	AC, (-PS)
						6PK1033	AC, (PS)
						6PK935	PS

GEMINI (JT)

1.5 D, 1.5 TD	02/88-12/90	4EC1, 4EC1T	37-49	1488		AVX10X913	PS
						AVX13X1138	AC
						AVX13X925	AIRC
						CT748	CA
						CT748K4	CA
1.6 GTI 16V	08/88-12/90	4XE1	84	1588		4PK706	ALT
						4PK750	AC, (-PS)
						6PK1033	AC, (PS)
						6PK935	PS

MIDI (94000, 98000, 98000N)

2.0 TD	01/89-	4FC1T	51	1995		AVX10X666	PS
						AVX13X1000	ALT, (PS)
						AVX13X1025	ALT
						CT516	CA
2.0, 2.0 4WD	06/88-	4ZC1	61	1995		AVX13X1025	PS
						AVX13X875	AIRP
						AVX13X875	ALT
2.2 D, 2.2 D 4WD	01/89-	4FD1	45	2189		AVX10X666	PS
						AVX13X1000	ALT, (PS)
						AVX13X1025	ALT
						CT516	CA
2.4 D, 2.4 TD	01/94-	4FG1T	56	2380		AVX10X666	PS
						AVX13X1000	ALT, (PS)
						AVX13X1025	ALT, (-PS)
						CT516	CA

TROOPER

3.0 DTI	04/00-	4JX1	118	2999		CT1082	CA
		4JX1T	118	2999		2XAVX10X990	ALT
						AVX13X1250	AC
						CT1082	CA
3.5 V6 24V	04/00-	6VE1	158	3498		6PK2040	ALT, (AC)
						6PK2285	ALT, (AC)
						CT852	CA

TROOPER (UB)

3.2	08/91-07/98	6VD1	130	3165		AVX10X1025	PS
						4PK805	AC
						4PK962	ALT
						CT844	CA

TROOPER (UBS)

2.2 TD	03/84-12/91	C223T	53	2238		2XAVX13X1525	AC, (PS)
						2XAVX13X1525	PS, (AC)
						AVX13X1500	AC
						AVX13X1500	PS
						CT612	CA
2.3	11/85-12/91	4ZD1	66	2254		AVX10X775	AIRC
						AVX13X1000	AC





ISUZU						
TROOPER (UBS)						
					AVX13X1025 PS AVX13X875 FAN CT716 CA	
2.6 i	10/87-12/91	4ZE1	85	2559	AVX10X775 AIRC AVX13X1000 AC AVX13X1025 PS AVX13X875 FAN CT816 CA	
2.8 TD	10/87-12/91	4JB1T, 4JB1-TC	71-78	2772	2XAVX13X1525 AC, (PS) 2XAVX13X1525 PS, (AC) AVX13X1500 AC AVX13X950 PS CT508 CA CT508K1 CA	

IVECO						
DAILY I						
30-8	01/78-12/89	8140.61.200	53	2445	AVX10X925 ALT CT731 CT731K1	
35-10	01/85-12/89	8140.21.200	68	2445	AVX10X913 ALT, FOR ALT: 85A AVX10X925 ALT, FOR ALT: 35A, FOR ALT: 55A CT622 ⇒MTR:NO 1307400 CT622K1	
35-8	01/78-12/89	8140.61.200	53	2445	AVX10X925 ALT CT731 CT731K1	
40-10	01/85-12/89	8140.27S	68	2445	AVX10X1075 ALT, (AC) AVX10X850 AC, ⇒MTR:NO 1927815 AVX10X875 AC, MTR:NO 1927816⇒ AVX10X925 ALT AVX13X750 WP, (AC) CT622 ⇒MTR:NO 1307400 CT622K1	
40-10 V	01/85-12/89	8140.27S	68	2445	AVX10X1075 ALT, (AC) AVX10X850 AC, ⇒MTR:NO 1927815 AVX10X925 ALT AVX13X750 WP, (AC) AVX13X875 AC, MTR:NO 1927816⇒ CT622 ⇒MTR:NO 1307400 CT622K1	
40-8, 40-8 V	01/83-06/89	8140.61.200	53	2445	CT731K1	
45-10	01/85-12/89	8140.21.200	68	2445	AVX10X925 ALT CT622 ⇒MTR:NO 1307400 CT622K1	
45-10 V	01/85-12/89	8140.21.200	68	2445	AVX10X1075 ALT, (AC) AVX10X850 AC, ⇒MTR:NO 1927815 AVX10X925 ALT AVX13X750 WP, (AC) AVX13X875 AC, MTR:NO 1927816⇒ CT622 ⇒MTR:NO 1307400 CT622K1	
49-10, 49-10 V	01/85-12/89	8140.21.200	68	2445	AVX10X1075 ALT, (AC) AVX10X850 AC, ⇒MTR:NO 1927815 AVX10X925 ALT AVX13X750 WP, (AC) AVX13X875 AC, MTR:NO 1927816⇒ CT622 ⇒MTR:NO 1307400 CT622K1	

DAILY II						
30-10, 30-10 C	01/97-05/99	8140.23.	76	2798	CT1034	



ContiTech



IVECO

DAILY II



30-8	01/89-08/98	8140.07.2700, 8140.07.2712, 8140.67F., 8140.67F.3710, 8140.67F.3711, 8140.67F.3713, 8140.67F.3721	55-60	2499	CT1034K1 AVX10X925 CT1038 CT622 CT1038K1 CT622K1 CT731K1 CT989K1	MTR-CODE: 8140.23.3720 ALT MTR-CODE: 814007, ⇨MTR-NO 1307400 MTR-NO 1307401⇨, MTR-CODE: 8140.67F ⇨MTR-NO 1307400, MTR-CODE: 8140.07.2700/2712 ⇨MTR-NO 1307400, MTR-CODE: 8140.67F MTR-NO 1307401⇨, MTR-CODE: 8140.07.2700/2712
30-8, 30-8 V	09/98-05/99	8140.63.	62	2798	CT989K1	
35-10	01/96-05/99	8140.23.	76	2798	AVX10X1050 AVX10X925 AVX10X940 AVX13X800 AVX13X890 CT1034 CT1034K1	ALT, (AC) ALT, FOR ALT: 85A ALT WP AC MTR-CODE: 8140.23.3720
35-10 K	01/97-05/99	8140.23.	76	2798	AVX10X1050 AVX10X925 AVX10X940 AVX13X800 AVX13X890 CT1034K1	ALT, (AC) ALT, FOR ALT: 85A ALT WP AC MTR-CODE: 8140.23.3720
35-10, 35-12	01/89-12/96	8140.97.2781, 8140.47.2700, 8140.47R.2790	68-85	2499	AVX10X1075 AVX10X850 AVX10X875 AVX10X925 AVX13X750 CT622K1 CT989K1	ALT, (AC) AC, ⇨MTR-NO 1927815 AC, MTR-NO 1927816⇨ ALT WP, (AC) ⇨MTR-NO 1307400 MTR-NO 1307401⇨
35-12, 35-12 K	05/96-05/99	8140.43.	90	2798	AVX10X1050 AVX10X925 AVX10X940 AVX13X800 AVX13X890 CT1034K1	ALT, (AC) ALT, FOR ALT: 85A ALT WP AC MTR-CODE: 8140.43.3711
35-8	01/89-08/98	8140.07.2700, 8140.07.2712, 8140.67F., 8140.67F.3701, 8140.67F.3710, 8140.67F.3711, 8140.67F.3713, 8140.67F.3721	55-60	2499	AVX10X925 CT622 CT1038K1 CT622K1 CT731K1 CT989K1	ALT MTR-CODE: 814007, ⇨MTR-NO 1307400 MTR-NO 1307401⇨, MTR-CODE: 8140.67F ⇨MTR-NO 1307400, MTR-CODE: 8140.07.2700/2712 ⇨MTR-NO 1307400, MTR-CODE: 8140.67F MTR-NO 1307401⇨, MTR-CODE: 8140.07.2700/2712
35-8, 35-8 K	09/98-05/99	8140.63.	62	2798	CT989K1	
40-10 4x4	01/97-05/99	8140.23.	76	2798	AVX10X925 AVX10X940 CT1034K1	ALT, FOR ALT: 85A ALT MTR-CODE: 8140.23.3720
40-10 V	01/90-04/96	8140.27.2720	76	2499	AVX10X1075 AVX10X850 AVX10X925 AVX13X750 AVX13X875 CT622 CT622K1 CT989K1	ALT, (AC) AC, ⇨MTR-NO 1927815 ALT WP, (AC) AC, MTR-NO 1927816⇨ ⇨MTR-NO 1307400 ⇨MTR-NO 1307400 MTR-NO 1307401⇨
40-10 W 4x4	01/97-05/99	8140.23.	76	2798	CT1034K1	MTR-CODE: 8140.23.3720
40-12, 40-12 V	10/90-04/96	8140.47.2700	85	2499	CT622K1 CT989K1	⇨MTR-NO 1307400 MTR-NO 1307401⇨
45-10, 45-10 V	01/89-04/96	8140.27.2720	76	2499	AVX10X1075	ALT, (AC)





IVECO						
DAILY II						
					AVX10X850 AVX10X925 AVX13X750 AVX13X875 CT622 CT622K1 CT989K1	AC, ⇨MTR-NO 1927815 ALT WP, (AC) AC, MTR-NO 1927816⇨ ⇨MTR-NO 1307400 ⇨MTR-NO 1307400 MTR-NO 1307401⇨
49-10	01/89-04/96	8140.27.2700, 8140.47R.2790	76	2499	AVX10X1075 AVX10X850 AVX10X925 AVX13X750 AVX13X875 CT622 CT989 CT622K1 CT989K1	ALT, (AC) AC, ⇨MTR-NO 1927815 ALT WP, (AC) AC, MTR-NO 1927816⇨ ⇨MTR-NO 1307400, MTR-CODE: 814027 MTR-NO 1307401⇨ ⇨MTR-NO 1307400 MTR-NO 1307401⇨
49-10 K	01/89-04/96	8140.27.2700, 8140.47R.2790	76	2499	AVX10X1075 AVX10X850 AVX10X925 AVX13X750 AVX13X875 CT622 CT622K1 CT989K1	ALT, (AC) AC, ⇨MTR-NO 1927815 ALT WP, (AC) AC, MTR-NO 1927816⇨ ⇨MTR-NO 1307400, MTR-CODE: 814027 ⇨MTR-NO 1307400 MTR-NO 1307401⇨
49-10 V	01/89-04/96	8140.27.2700, 8140.47R.2790	76	2499	AVX10X1075 AVX10X850 AVX10X925 AVX13X750 AVX13X875 CT622 CT622K1 CT989K1	ALT, (AC) AC, ⇨MTR-NO 1927815 ALT WP, (AC) AC, MTR-NO 1927816⇨ ⇨MTR-NO 1307400 ⇨MTR-NO 1307400 MTR-NO 1307401⇨
49-10, 49-10 K	05/96-05/99	8140.23.	76	2798	AVX10X1050 AVX10X925 AVX10X940 AVX13X800 AVX13X890 CT1034K1	ALT, (AC) ALT, FOR ALT: 85A ALT WP AC MTR-CODE: 8140.23.3720
49-12 K	05/96-05/99	8140.43.	90	2798	CT1034K1	MTR-CODE: 8140.43.3711
49-12, 49-12 K, 49-12 V	06/90-04/96	8140.47.2711, 8140.47.2721	85	2499	AVX10X1075 AVX10X850 AVX10X925 AVX13X750 AVX13X875 CT622K1 CT989K1	ALT, (AC) AC, ⇨MTR-NO 1927815 ALT WP, (AC) AC, MTR-NO 1927816⇨ ⇨MTR-NO 1307400 MTR-NO 1307401⇨
49-12, 49-12 V	05/96-05/99	8140.43.	90	2798	AVX10X1050 AVX10X925 AVX10X940 AVX13X800 AVX13X890 CT1034K1	ALT, (AC) ALT, FOR ALT: 85A ALT WP AC MTR-CODE: 8140.43.3711
59-12 V	05/91-04/96	8140.47.2700, 8140.47.2711	85	2499	AVX10X1075 AVX10X850 AVX10X925 AVX13X750 AVX13X875 CT622 CT989 CT622K1 CT989K1	ALT, (AC) AC, ⇨MTR-NO 1927815 ALT WP, (AC) AC, MTR-NO 1927816⇨ ⇨MTR-NO 1307400 MTR-NO 1307401⇨ ⇨MTR-NO 1307400 MTR-NO 1307401⇨

IVECO



IVECO

DAILY II

59-12, 59-12 K	05/91-04/96	8140.47.2700, 8140.47.2711	85	2499	AVX10X1075 AVX10X850 AVX10X925 AVX13X750 AVX13X875 CT622K1 CT989K1	ALT, (AC) AC, ⇄MTR-NO 1927815 ALT WP, (AC) AC, MTR-NO 1927816⇄ ⇄MTR-NO 1307400 MTR-NO 1307401⇄
59-12, 59-12 K, 59-12 V	05/96-05/99	8140.43.	90	2798	AVX10X1050 AVX10X925 AVX10X940 AVX13X800 AVX13X890 CT1034K1	ALT, (AC) ALT, FOR ALT: 85A ALT WP AC MTR-CODE: 8140.43.3711
A 40-10, A 45-10	01/91-12/96	8140.27.2720	76	2499	AVX10X1075 AVX10X850 AVX10X925 AVX13X750 AVX13X875 CT622 CT622K1 CT989K1	ALT, (AC) AC, ⇄MTR-NO 1927815 ALT WP, (AC) AC, MTR-NO 1927816⇄ ⇄MTR-NO 1307400 ⇄MTR-NO 1307400 MTR-NO 1307401⇄
	05/96-05/99	8140.23.	76	2798	AVX10X1050 AVX10X925 AVX13X800 AVX13X890 CT1034K1	ALT, (AC) ALT WP AC MTR-CODE: 8140.23.3720
A 40-12	05/96-05/99	8140.43.	90	2798	AVX10X925 CT1034K1	ALT MTR-CODE: 8140.43.3711
A 45-12	06/90-04/96	8140.47.2711, 8140.47.2721	85	2499	AVX10X1075 AVX10X850 AVX10X925 AVX13X750 AVX13X875 CT622K1 CT989K1	ALT, (AC) AC, ⇄MTR-NO 1927815 ALT WP, (AC) AC, MTR-NO 1927816⇄ ⇄MTR-NO 1307400 MTR-NO 1307401⇄
	05/96-05/99	8140.43.	90	2798	AVX10X925 CT1034K1	ALT

DAILY III

29 L 10, 29 L 10 V	09/02-	F1AE0481A	70	2287	4PK985 7PK1325 CT1148 CT1148K1	AC ALT CA CA
29 L 11, 29 L 11 V	05/99-	8140.43C, 8140.43B	78	2798	6PK1050 CT1034 CT1038 CT1034K1 CT1038K1	ALT CA, OE-NO 99456477 CA, OE-NO 99456476 CA, OE-NO 99456477 CA, OE-NO 99456476
29 L 12, 29 L 12 V	09/02-	F1AE0481B	85	2287	4PK905	AC
29 L 13	05/01-	8140.43S	92	2798	CT1038 CT1038K1	MTR-CODE: 8140.43 MTR-CODE: 8140.43
29 L 9, 29 L 9 V	05/99-	8140.63.	62	2798	CT989 CT989K1	
35 C 10 V, 35 S 10 V	09/02-	F1AE0481A	70	2287	4PK985 7PK1325 CT1148 CT1148K1	AC ALT CA CA
35 C 13, 35 C 13 V, 35 C 15, 35 C 15 V, 35 S 13, 35 S 13 V	05/99-	8140.43N, 8140.43S	92-107	2798	CT1038 CT1038K1	MTR-CODE: 8140.43 MTR-CODE: 8140.43
35 C 14, 35 C 17, 35 S 17	09/04-04/06	F1CE0481A,	100-	2998	4PK1102 ELAST	AC





IVECO						
DAILY III						
↙		F1CE0481B	122		∞	6PK1217 ALT
35 S 11 V, 35 C 11, 35 C 11 V	05/99-	8140.43C	78	2798	∞	6PK1050 ALT
					▲▲▲	CT1034 CA, OE-NO 99456477
					▲▲▲	CT1038 CA, OE-NO 99456476
					▣▲▲	CT1034K1 CA, OE-NO 99456477
					▣▲▲	CT1038K1 CA, OE-NO 99456476
35 S 9 V, 35 C 9, 35 C 9 V	05/99-	8140.63.	62	2798	▲▲▲	CT989
					▣▲▲	CT989K1
40 C 17, 40 S 17	01/05-04/06	F1CE0481B	122	2998	∞	4PK1102 ELAST AC
					∞	6PK1217 ALT
50 C 11	05/99-	8140.43C	78	2798	∞	6PK1050 ALT
					▲▲▲	CT1034 CA, OE-NO 99456477
					▲▲▲	CT1038 CA, OE-NO 99456476
					▣▲▲	CT1034K1 CA, OE-NO 99456477
					▣▲▲	CT1038K1 CA, OE-NO 99456476
50 C 13, 50 C 15	05/99-	8140.43S, 8140.43N	92-107	2798	▲▲▲	CT1038 MTR-CODE: 8140.43
					▣▲▲	CT1038K1 MTR-CODE: 8140.43
50 C 14, 50 C 17	09/04-04/06	F1CE0481A, F1CE0481B	100- 122	2998	∞	4PK1102 ELAST AC
					∞	6PK1217 ALT
65 C 14, 65 C 17	09/04-04/06	F1CE0481A, F1CE0481B	100- 122	2998	∞	4PK1102 ELAST AC
					∞	6PK1217 ALT
65 C 15	11/01-	8140.43N	107	2798	▲▲▲	CT1038 MTR-CODE: 8140.43
					▣▲▲	CT1038K1 MTR-CODE: 8140.43
DAILY IV						
29L10, 29L10 V	05/06-	F1AE0481FA	70	2287	∞	4PK985 AC
					∞	7PK1325 ALT
					▲▲▲	CT1148 CA
					▣▲▲	CT1148K1 CA
35C10 K, 35C10, 35S10	05/06-	F1AE0481FA	70	2287	∞	4PK985 AC
					∞	7PK1325 ALT
					▲▲▲	CT1148 CA
					▣▲▲	CT1148K1 CA
35C14, 35C15, 35C17, 35C18, 35S14	05/06-	F1CE0441A, F1CE3481LC, F1CE0481FA, F1CE0481HA	100- 130	2998	∞	4PK1102 ELAST AC
					∞	6PK1217 ALT
35S17 W, 35S17 WD	07/07-	F1CE0481HA	125	2998	∞	4PK1102 ELAST AC
					∞	6PK1217 ALT
40C10, 40C10 V	05/06-	F1AE0481FA	70	2287	∞	4PK985 AC
					∞	7PK1325 ALT
					▲▲▲	CT1148 CA
					▣▲▲	CT1148K1 CA
40C14 G, 40C15, 40C17, 40C18	05/06-	F1CE0441A, F1CE0481FA, F1CE0481HA	100- 130	2998	∞	4PK1102 ELAST AC
					∞	6PK1217 ALT
45C18, 45C18 /P, 45C18 D, 45C18 D/P	05/06-	F1CE0481HA	130	2998	∞	4PK1102 ELAST AC
					∞	6PK1217 ALT
50C14 G, 50C15, 50C17, 50C18	05/06-	F1CE0441A, F1CE0481FA, F1CE0481HA	100- 130	2998	∞	4PK1102 ELAST AC
					∞	6PK1217 ALT
55S17 W, 55S17 WD	07/07-	F1CE0481HA	125	2998	∞	4PK1102 ELAST AC
					∞	6PK1217 ALT
60C14, 60C1, 60C17, 60C18	05/06-	F1CE3481LC, F1CE0481FA, F1CE0481HA, F1CE0481HC	103- 130	2998	∞	4PK1102 ELAST AC
					∞	6PK1217 ALT
65C14 G, 65C15, 65C17, 65C18	05/06-	F1CE0441A, F1CE0481FA, F1CE0481HA, F1CE0481HC	100- 130	2998	∞	4PK1102 ELAST AC
					∞	6PK1217 ALT





ContiTech



IVECO

DAILY IV 3.0 HPI, 3.0 HPT	10/08-	F1CE0481FA, F1CE0481HA	107- 130	2998	4PK1102 ELAST 6PK1217	AC ALT
-------------------------------------	--------	---------------------------	-------------	------	--	-----------

JAGUAR

S-TYPE (CCX) 2.7 D	06/04-10/07	AJD	152	2720	6PK1990 CT1117 CT1118 CT1117K1 CT1118K1	ALT CA INJP CA, ⇨07/2008 INJP, ⇨07/2008
4.0 V8	01/99-04/02	AJ-V8	203	3996	6PK2390	ALT, (AC)

XF (J05, CC9) 2.7 D	03/08-	AJD	152	2720	CT1117 CT1118 CT1117K1 CT1118K1	CA, ⇨02/2009 INJP, ⇨02/2009 CA, ⇨02/2009 INJP, ⇨02/2009
-------------------------------	--------	-----	-----	------	--	--

XJ 12 5.3	05/75-12/82	V12 (75-79)	211	5343	AVX10X875 AVX13X1075 AVX13X1525 AVX13X800	ALT WP, (PS) AC FAN
	08/86-09/89		187	5343	AVX10X850 AVX13X1075 AVX13X1525 AVX13X800 4PK841	ALT, ⇨12/1988 WP, (PS) AC FAN ALT, 01/1989⇨
12 HE.	09/81-12/92	V12 (82-90)	217	5343	AVX10X875 AVX13X825	ALT ALT, WP
6 3.4	05/75-10/86	XK3.4 (82-86)	119	3442	AVX10X900 AVX13X1175 AVX13X875	ALT FAN, WP, (PS) WP, FAN
6 4.2	09/79-12/87	XK4.2 (82-87), 8L (85-87)	133- 151	4235	AVX13X1175 AVX13X875 AVX13X990	PS ALT AC
	09/85-12/86		130	4235	AVX10X900 AVX13X1175 AVX13X875	ALT FAN, WP, (PS) WP, FAN
Sovereign V12	07/85-12/92	7P, V12 (90- 93,197KW)	194- 197	5343- 5344	AVX10X850 AVX13X1075 AVX13X1525 AVX13X800 4PK841	ALT, ⇨12/1988 WP, (PS) AC FAN ALT, 01/1989⇨

XJ (X300) 12 6.0	11/94-07/97	8E	229	5993	4PK1070 5PK836	AIRP ALT
6 3.2	11/94-07/97	9JPGRB	155	3239	4PK1015	AC
6 Sovereign 4.0	11/94-07/97	9JPFRB	177	3980	AVX10X1000 AVX13X975	ALT AC

XJ (X350, X358) 6 2,7 D	10/05-03/09	AJD	152	2720	6PK1990 CT1117 CT1118 CT1117K1 CT1118K1	ALT CA INJP CA INJP
-----------------------------------	-------------	-----	-----	------	--	---------------------------------

XJ (XJ 40, 81) 4.0	10/89-08/94		166- 187	3980	AVX13X975 4PK995	AC ALT
6 2.9	10/86-08/90	AJ6 (2.9,KAT), AJ6 (2.9)	108- 117	2919	AVX10X850 AVX13X1118 AVX13X750	ALT FAN, WP, (PS) WP, FAN
6 3.2 24V	09/90-11/94	9BPMNA	146	3239	AVX10X900 AVX13X1175	ALT FAN, WP, (PS)





JAGUAR

XJ (XJ 40, 81)						
↔					∞	AVX13X875 WP, FAN
6 3.6	10/86-08/89	9DPANA, AJ6 (3.6,156KW), 9DPANA	136-156	3590	∞	AVX10X1000 ALT
					∞	AVX13X975 AC
6 4.0	09/89-11/94	9EPCNA	163	3980	∞	AVX10X1000 ALT
					∞	AVX13X975 AC
V12 6.0	03/93-11/94	8C (92-94)	229	5993	∞	4PK1070 AIRP
					∞	5PK836 ALT
XJ Coupe						
3.6	10/83-05/92	AJ6 (3.6,156KW), AJ6 (3.6,162KW), 9DPANA, 9DPALA	136-162	3590	∞	AVX10X1000 ALT
					∞	AVX13X975 AC
4.0	05/91-09/94	9EPCNA, 9LPFRB	163-171	3980	∞	AVX10X1000 ALT
					∞	AVX13X975 AC
5.3	01/88-06/91	8C (88-92)	202	5344	∞	AVX10X850 ALT, ⇄12/1988
					∞	AVX13X1075 WP, (PS)
					∞	AVX13X1525 AC
					∞	AVX13X800 FAN
					∞	4PK841 ALT, 01/1989⇄
	05/91-08/93	8S (92-93)	207	5344	∞	AVX13X1075 WP, (PS)
					∞	AVX13X1525 AC
					∞	AVX13X800 FAN
					∞	4PK841 ALT
	09/75-07/81		213	5343	∞	AVX10X850 ALT
					∞	AVX13X1075 WP, PS
					∞	AVX13X1525 AC
					∞	AVX13X850 FAN
5.3 H.E.	07/81-12/87	V12 (82-90)	217	5343	∞	AVX10X850 ALT
					∞	AVX13X1075 WP, (PS)
					∞	AVX13X1525 AC
					∞	AVX13X850 FAN
XJSC						
3.6	10/86-05/91	AJ6 (3.6,156KW), AJ6 (3.6,162KW)	136-162	3590	∞	AVX10X1000 ALT
					∞	AVX13X975 AC
4.0	05/91-09/94	9EPCNA	163	3980	∞	AVX10X1000 ALT
					∞	AVX13X975 AC
5.3	01/86-05/88	V12 (90-93,197KW)	197	5343	∞	AVX10X850 ALT
					∞	AVX13X1075 WP, (PS)
					∞	AVX13X1525 AC
					∞	AVX13X850 FAN
	05/91-08/93	8S (92-93)	207	5344	∞	AVX13X1075 WP, (PS)
					∞	AVX13X1525 AC
					∞	AVX13X800 FAN
					∞	4PK841 ALT
5.3, 5.3 H.E.	07/85-05/92	8C (88-92), 8S (86-88), V12 (82-90), V12 (90-93,211KW)	194-217	5343-5344	∞	AVX10X850 ALT, ⇄12/1988
					∞	AVX13X1075 WP, (PS)
					∞	AVX13X1525 AC
					∞	AVX13X800 FAN
					∞	4PK841 ALT, 01/1989⇄
6.0	05/93-03/96	8D	222	5993	∞	4PK1070 AIRP
					∞	5PK836 ALT
XJSC / XJ Coupe						
5.3, 5.3 H.E.	09/73-05/92	8S (86-88), V12 (90-93,197KW), V12 (90-93,211KW)	194-211	5343	∞	AVX10X850 ALT, ⇄12/1988
					∞	AVX13X1075 WP, (PS)
					∞	AVX13X1525 AC
					∞	AVX13X800 FAN
					∞	4PK841 ALT, 01/1989⇄
6.0	05/93-03/96	8D	222	5993	∞	4PK1070 AIRP
					∞	5PK836 ALT
X-TYPE / X-TYPE Estate (CF1)						
2.0 D	07/03-12/09	R4-X404, FMBA, FMBB	96	1998	∞	4PK735 PS
					∞	6PK1642 ALT

JAGUAR





ContiTech



JAGUAR

X-TYPE / X-TYPE Estate (CF1)

↔	2.0 V6	03/02-03/09		115	2099	∞	6PK2465	ALT
	2.5 V6	06/01-11/09		144	2495	∞	6PK2465	ALT
	3.0 V6	06/01-11/07	AJ-V6	169	2967	∞	6PK2465	ALT

JEEP

CHEROKEE

	2.8 4x4	10/83-09/86		81	2835	∞	6PK1856	ALT, (AC)
						∞	6PK2080	ALT, (AC)

CHEROKEE (KJ)

	2.4 4WD, 2.4 Laredo	09/01-01/08	ED1	108	2429	∞	6PK2145	ALT, (AC)
						∞	6PK2330	ALT, (AC)
						▬	CT1144	CA
	2.5 CRD 4WD	09/01-01/08	R425DOHC	105	2499	∞	6PK2870	ALT
						▬	CT1123	CA
						▬	CT1123K1	CA
	2.8 CRD 4WD	11/02-01/08	ENR	110-120	2776	∞	6PK2870	ALT
						▬	CT1123	CA
						▬	CT1123K1	CA
	3.7 4WD	09/01-01/08	EKG	150-155	3698-3700	∞	6PK2225	ALT

CHEROKEE (XJ)

	2.1 TD	10/84-09/01	J8S	59-64	2068	∞	AVX10X700	ALT, ⇄12/1993
						∞	AVX10X838	PS, ⇄12/1993
						∞	AVX13X825	FAN, ⇄12/1993
						∞	AVX13X975	FAN, AC, ⇄12/1993
						▬	CT522	CA, ⇄12/1993
						▬	CT522K1	CA
	2.5 i 4x4	12/91-09/01	EPE, HX	90	2469	∞	6PK1795	ALT
						∞	6PK2205	ALT, AC, ⇄12/1993
						∞	6PK2445	ALT, AC, (LHD), ⇄12/1996
	2.5 TD	01/88-09/01	ENC	85	2499	∞	8PK2188	ALT, 01/1994⇄
						∞	8PK2275	ALT, OE-NO 4864599
						▬	CT808	CA
	2.5 Tdi 4x4	10/96-09/01	ENC	85	2498	∞	8PK2188	ALT, 01/1997⇄
						∞	8PK2275	ALT, ⇄12/1996
	2.5, 2.5 4x4	10/86-09/90	EPE	90	2464	∞	6PK1856	ALT, (AC)
						∞	6PK2080	ALT, (AC)
	2.5, 2.5 i, 2.5 SE	10/95-09/01	EPE	87-89	2464-2469	∞	6PK1980	ALT, (AC), (RHD)
						∞	6PK2000	ALT, (AC), (LHD)
						∞	6PK2315	ALT, (AC), (LHD)
						∞	6PK2415	ALT, (AC), (RHD)
	4.0 i	01/95-09/01	MX, ERH	131-136	3964	∞	6PK2271	ALT, (RHD), 01/1996⇄
						∞	6PK2415	ALT, (LHD), 01/1996⇄
						∞	6PK2475	ALT, (LHD), ⇄12/1995
						∞	6PK2498	ALT, (RHD), ⇄12/1995

COMMANDER (XK)

	4.7 V8	09/05-12/10	EVA	170	4701	∞	6PK2205	ALT
--	--------	-------------	-----	-----	------	---	----------------	-----

COMPASS (MK49)

	2.0 CRD, 2.0 CRD 4x4	08/06-	ECD, ECE	103	1968	∞	6PK1720	
						▬	CT1051	CA
						▬	CT1051K1	CA
						▬	CT1051WP1	CA

GRAND CHEROKEE I (ZJ)

	2.5 TD	10/95-04/99	M51, M52	85	2499	∞	5PK1200	ALT
						∞	5PK790	PS
	4.0 i	09/91-04/99	ERH, MX	132-135	3964	∞	6PK1795	ALT, (AC), ⇄12/1996
						∞	6PK2280	ALT, 01/1997⇄, (RHD)
						∞	6PK2330	ALT, 01/1997⇄, (LHD)
						∞	6PK2465	ALT, (AC), ⇄12/1996
		10/95-04/99	S01	130	3960	∞	6PK1805	ALT, (AC), ⇄MODEL '96
						∞	6PK2330	ALT, MODEL '96⇄
						∞	6PK2465	ALT, (AC), ⇄MODEL '96





JEEP							
GRAND CHEROKEE I (ZJ)							
↔ 5.2	10/95-04/99	Y01	156	5216	∞	7PK2265	ALT, MODEL '96, '97
					∞	7PK2276	ALT, MODEL '95
5.2 i	01/92-04/99	ELF, Y	155- 158	5210	∞	7PK2265	ALT, MODEL '96, '97
					∞	7PK2276	ALT, MODEL '95
					∞	7PK2283	ALT, (1992-1994)
5.2, 5.2 4WD, 5.2 Limited 4x4	10/96-09/98	ELF	136- 164	5210	∞	7PK2265	ALT, MODEL '96, '97
5.9 i	08/97-04/99		177	5901	∞	7PK2265	ALT, MODEL '96, '97
GRAND CHEROKEE II (WJ, WG)							
2.7 CRD 4x4, 2.7 CRD Laredo	10/01-09/05	ENF	120	2685	⊙	AP9010	ALT, (Bosch), FOR ALT: 120A, OE-NO 012 154 48 02, ALT-No: 0 124 515 084
4.0 4x4	04/99-09/05	ERH	140	3960	∞	6PK2241	ALT
4.7 V8, 4.7 V8 4x4	04/99-09/05	EVA, EVC	162- 190	4701	∞	6PK2225	ALT
GRAND CHEROKEE III (WH, WK)							
3.0 CRD	06/05-12/10	EXL	160	2987	∞	7PK2035	ALT
6.1 SRT8	03/06-12/10	ESF	313	6059	∞	6PK2080	ALT
PATRIOT (MK74)							
2.0 CRD 4WD	02/07-	ECD, ECE	103	1968	∞	6PK1715	ALT
					▲	CT1051	CA
					▲	CT1051K1	CA
2.4 4WD	01/08-	ED3	125	2359	∞	6PK2040	ALT, (-AC)
					∞	6PK2550	ALT, (AC)
WRANGLER I (YJ, SJ_)							
2.5	01/88-08/96	EPE	76-89	2464	∞	AVX10X1090	ALT, ⇨12/1990
					∞	AVX13X1175	PS
					∞	6PK2445	ALT, AC, 01/1990⇨
4.0	12/91-08/96	ERH	131	3964	∞	6PK1755	ALT
					∞	6PK1795	ALT, PS
					∞	6PK2360	ALT, AC
					∞	6PK2445	ALT, PS, AC
4.0, 4.0 2WD	10/86-09/90	M400L	131	3956	∞	6PK1760	ALT, (PS), (-AC)
					∞	6PK1805	ALT, (PS), (-AC)
					∞	6PK2404	ALT, (PS), (AC)
					∞	6PK2460	ALT, (PS), (AC)
4.2 2WD	10/86-09/90		82	4229	∞	AVX10X1090	ALT, (-AC)
					∞	AVX13X1175	PS
					∞	6PK1990	ALT, (PS)
					∞	6PK2080	ALT, (PS)
WRANGLER II (TJ)							
2.4	11/02-04/07	ED1	105	2429	∞	6PK2145	ALT, (-AC)
					∞	6PK2330	ALT, (AC)
					▲	CT1144	CA
2.5	08/96-04/07	P00	87	2464	∞	6PK1973	ALT, (-PS), (-AC), (LHD)
					∞	6PK2000	ALT, (PS), (-AC), (LHD)
					∞	6PK2250	ALT, (PS), (-AC), (RHD)
					∞	6PK2315	ALT, (PS), (AC), (LHD)
3.8	02/06-12/08	EGT	153	3778	∞	6PK2280	ALT, (AC)
3.8 Rubicon Heckantrieb	03/06-04/07	EGT	153	3778	∞	6PK2285	ALT, (AC)
4.0	08/96-04/07	S01	130	3960	∞	6PK1760	ALT, (PS), (-AC), ⇨12/1996
					∞	6PK1805	ALT, (PS), (-AC), ⇨12/1996
					∞	6PK1973	ALT, (PS), (-AC), (LHD), 01/1997⇨
					∞	6PK2000	ALT, (PS), (-AC), (LHD), 01/1997⇨
					∞	6PK2250	ALT, (PS), (-AC), (RHD), 01/1997⇨
					∞	6PK2315	ALT, (PS), (AC), 01/1997⇨
					∞	6PK2404	ALT, (PS), (AC), ⇨12/1996
					∞	6PK2460	ALT, (PS), (AC), ⇨12/1996
4.0, 4.0 Rubicon	06/98-04/07		124- 128	3960	∞	6PK1910	ALT, (-AC)
					∞	6PK2241	ALT, (AC)
WRANGLER III (JK)							
3.8	04/07-	EGT	146	3778	∞	6PK2285	ALT, (AC)

JEEP





ContiTech



KIA

KIA

BESTA Kasten ↔ 2.2 D	02/96-	R2	48	2184	∞ ∞ ▲	AVX13X1125 AVX13X875 CT532	ALT PS CA
CARENS I (FC) 1.8 i	11/00-07/02	T8	81	1793	∞ ∞ ∞ ∞ ▲	4PK1062 4PK1080 4PK885 4PK925 CT992	PS, (AC), 05/2001↔ PS, (AC), ↔05/2001 ALT PS, (-AC) CA
CARENS II (FJ) 1.6	07/02-	GA6D	77	1594	∞ ∞ ∞ ▲ ▲	4PK1020 4PK885 4PK890 CT1069 CT1069K1	AC ALT PS, (-AC) CA CA
1.8	07/02-		93	1793	∞ ∞ ∞ ▲	4PK1062 4PK885 4PK925 CT992	PS, (AC) ALT PS, (-AC) CA
2.0 CRDi	07/02-	D4EA	83-103	1991	∞ ▲ ▲	6PK1510 CT1099 CT1099K2	ALT CA, MTR-CODE: D4EA CA
2.0 CVVT	08/04-	G4GC	102	1975	∞ ∞ ∞ ▲ ▲ ▲	3PK675 4PK855 4PK890 CT937 CT937K1 CT937K2	PS AC ALT CA CA, ↔05/2006, (MANL-TP) CA, 05/2006↔, (AUTOM-TP)
CARENS III (UN) 2.0 CRDi 140	09/06-	D4EA	103	1991	∞ ▲ ▲	6PK1510 CT1099 CT1099K2	ALT CA CA
2.0 CVVT	09/06-	G4KA	106	1998	∞ ∞	6PK2510 6PK2585	ALT, (AC) ALT, (AC)
CARNIVAL (UP) 2.5 V6	08/99-10/01	KRV6	121	2497	∞ ▲ ▲	6PK1570 CT1073 CT1074	ALT, (AC) CA CA, 2x
2.9 TD	08/99-10/01	J3	93	2903	∞ ∞ ◎ ◎ ▲ ▲ ▲	4PK870 5PK1592 AP9061 AP9061 CT993 CT994 CT994K1	AC ALT ALT, (Denso), FOR ALT: 85A, OE-NO 373004X220 ALT, (Mando), FOR ALT: 110A, OE-NO 373004X000, 373004X001, 373004X002, 373004X003 CA, ↔06/2000 CA, 07/2000↔ CA, 07/2000↔
CARNIVAL II (GQ) 2.5 V6	10/01-	K5	110	2497	∞ ▲ ▲	6PK1570 CT1073 CT1074	ALT, PS, AC CA CA, 2x
2.9 CRDi	10/01-	J3	106	2902	∞ ∞ ◎ ◎ ▲ ▲	4PK870 5PK1592 AP9061 AP9061 CT994 CT994K1	AC ALT ALT, (Denso), FOR ALT: 85A, OE-NO 373004X220 ALT, (Mando), FOR ALT: 110A, OE-NO 373004X000, 373004X001, 373004X002, 373004X003 CA CA
2.9 TD	10/01-	J3	93	2903	◎ ◎	AP9061 AP9061	ALT, (Denso), FOR ALT: 85A, OE-NO 373004X220 ALT, (Mando), FOR ALT: 110A, OE-NO 373004X000, 373004X001, 373004X002, 373004X003
CARNIVAL III (VQ) 2.9 CRDi	06/06-	J3	136	2902	∞	4PK850	AC





KIA						
CARNIVAL III (VQ)						
↔					∞ ▲▲▲	5PK1592 CT1122 ALT CA
CEE'D						
1.4	12/06-	G4FA	80	1396	∞ ∞	6PK1256 6PK955 ALT, (AC) ALT, (AC)
1.6	12/06-	G4FC	90-93	1591	∞ ∞	6PK1256 6PK955 ALT, (AC) ALT, (AC)
1.6 CRDi 115, 1.6 CRDi 90	12/06-	D4FB, D4FB-L	66-85	1582	∞ ∞ ∞ ∞	5PK1640 5PK1646 5PK1800 5PK1815 ALT, (AC), ⇨02/2008 ALT, (AC), 02/2008⇨ ALT, (AC), ⇨02/2008 ALT, (AC), 02/2008⇨
1.6 CRDi 128	10/10-	D4FB	94	1582	∞ ∞	5PK1646 5PK1815 ALT, (AC) ALT, (AC)
2.0	12/06-	G4GC	105	1975	∞ ▲▲▲ ▲▲▲	4PK890 CT937 CT937K2 ALT CA CA
2.0 CRDi 140	09/07-	D4EA-F	103	1991	∞ ▲▲▲ ▲▲▲	6PK1400 CT1099 CT1099K2 ALT CA CA
CERATO (LD)						
1.5 CRDi	07/05-	D4FA	75	1493	∞ ∞	5PK1640 5PK1800 ALT, (AC), (-PS) ALT, (PS), (AC)
1.6	07/04-	G4ED	77	1599	∞ ∞ ∞ ▲▲▲ ▲▲▲	AVX13X655 4PK815 4PK850 CT942 CT942K1 PS AC ALT CA CA
	05/06-	G4FC	90	1591	∞ ∞	6PK1530 6PK2140 ALT, (AC) ALT, (AC)
1.6 CRDi	06/05-	D4FB	85	1582	∞ ∞	5PK1745 5PK1850 ALT, (AC) ALT, (AC)
2.0	04/04-	G4GC	105	1975	∞ ∞ ∞ ▲▲▲ ▲▲▲	3PK675 4PK855 4PK890 CT937 CT937K1 CT937K2 PS AC ALT CA CA, ⇨05/2006, (MANL-TP) CA, 05/2006⇨, (AUTOM-TP)
2.0 CRDi	04/04-	D4EA	83	1991	∞ ▲▲▲ ▲▲▲	6PK1510 CT1099 CT1099K2 ALT CA CA
CLARUS (K9A, GC)						
1.8 i 16V	07/96-	T8	85	1793	∞ ∞ ∞ ▲▲▲	4PK1110 4PK885 4PK938 CT992 PS, (AC) ALT PS, (-AC) CA
2.0 i 16V	07/96-	FE (16V)	98	1998	∞ ∞ ∞ ▲▲▲ ▲▲▲	3PK760 5PK1060 5PK950 CT790 CT790K1 ALT PS, AC PS CA CA
JOICE						
2.0	02/00-	G4CP	88-102	1997	∞ ∞ ∞ ▲▲▲ ▲▲▲	AVX13X675 4PK962 4PK995 CT1000 CT1109 PS, (-AC) PS, (AC) ALT CA BS
K2500 (SD)						
2.5 D	01/03-	D4BH	69	2476	∞ ∞ ▲▲▲ ▲▲▲ ▲▲▲	AVX13X925 4PK1062 CT1107 CT921 CT1107K1 ALT PS BS CA BS





KIA

KIA

K2500 (SD)

					CT921K2	CA
--	--	--	--	--	----------------	----

MAGENTIS (GD)

2.0	05/01-	G4JP	100	1997	4PK938 5PK1393 CT1027 CT1141 CT1027K1 CT1141K1	ALT PS CA BS CA BS
2.5 V6	05/01-	G6BV	124	2493	6PK1705 6PK2000 CT1085 CT1085K1	ALT, (AC) ALT, (AC) CA CA

MAGENTIS (MG)

2.0	11/05-	G4KA	106	1998	6PK2585	ALT
2.0 CRDi	04/06-	D4EA	103- 110	1991	6PK1510 CT1099 CT1099K2	ALT CA CA
2.7, 2.7 V6	11/05-	G6EA	138- 142	2656	6PK2055	ALT, PS, AC

OPIRUS (GH)

3.5	09/03-	G6CU	149	3497	5PK906 6PK1195	PS ALT
3.8 V6	10/06-	G6DA	196	3778	6PK2475	ALT

PICANTO (BA)

1.0	09/05-	G4HE	45	999	4PK673 4PK750 4PK780 4PK870 CT1013 CT1013K1	AC, (-PS) PS, (-AC) ALT PS, (AC) CA CA
1.1	04/04-	G4HG	48	1086	4PK673 4PK750 4PK780 4PK870 CT1013 CT1013K1	AC PS, (-AC) ALT PS, (AC) CA CA
1.1 CRDi	11/05-	D3FA	55	1120	5PK1640 5PK1788	ALT, (AC) ALT, (AC)

PREGIO (TB)

2.5 D, 2.5 TGi D	08/95-	D4BH	69	2476- 2477	2XAVX10X1075 AVX13X938 AVX13X950 4PK1062 CT1107 CT921 CT1107K1 CT921K2	ALT AC, (MITSUBOSHI) AC PS BS CA BS CA
2.7 D	10/97-	J2	60	2665	AVX13X875 AVX13X925	PS AC

PRIDE (DA)

1.1 i	01/91-	B1	38	1138	AVX10X888 AVX10X888 4PK800 4PK925 CT1024 CT1024K1	AC, (-PS) ALT PS PS, AC CA CA
1.3, 1.3 16V, 1.3 i	01/90-	B3	44-53	1324	AVX10X888 AVX10X888 4PK800 4PK925 CT1024 CT1024K1	ALT AC, (-PS) PS, (-AC) ALT, (AC) CA CA





KIA							
PRO CEE'D (ED)							
↔	1.4	02/08-	G4FA	80	1396	∞	4PK890 ALT
	1.6	02/08-	G4FC	90-93	1591	∞	6PK1256 ALT, (AC)
						∞	6PK955 ALT, (AC)
	1.6 CRDi 115, 1.6 CRDi 128, 1.6 CRDi 90	02/08-	D4FB, D4FB-L	66-94	1582	∞	5PK1646 ALT, (AC)
						∞	5PK1815 ALT, (AC)
	2.0	02/08-	G4GC	105	1975	∞	4PK890 ALT
						▲▲▲	CT937 CA
						▣▲▲▲	CT937K2 CA
	2.0 CRDi 140	02/08-	D4EAF	103	1991	∞	6PK1400 ALT
						▲▲▲	CT1099 CA
						▣▲▲▲	CT1099K2 CA
RETONA (CE)							
	2.0 16V	05/00-	FE (16V)	94	1998	∞	AVX13X775 PS
						∞	AVX13X900 ALT
						▲▲▲	CT790 CA
						▣▲▲▲	CT790K1 CA
RIO (DC, DC_)							
	1.3	08/00-02/05		55-60	1343	∞	4PK850 PS, (-AC)
						∞	4PK885 ALT
						∞	4PK975 PS, (AC)
						▲▲▲	CT1024 CA
						▣▲▲▲	CT1024K1 CA
	1.5 16V	08/00-02/05	A5D	71-72	1493	∞	4PK850 PS, (-AC)
						∞	4PK885 ALT
						∞	4PK970 PS, (AC)
						▲▲▲	CT1069 CA
						▣▲▲▲	CT1069K1 CA
RIO II (JB)							
	1.4 16V	03/05-	G4EE	71	1399	∞	AVX13X655 PS
						∞	4PK815 AC
						∞	4PK850 ALT
						▲▲▲	CT942 CA
						▣▲▲▲	CT942K1 CA
	1.5 CRDi	03/05-	D4FA	81	1493	∞	5PK1640 ALT, (AC), ⇨04/2008
						∞	5PK1646 ALT, (AC), 08/2008⇨
						∞	5PK1800 ALT, HYDP, (AC), ⇨04/2008
						∞	5PK1815 ALT, (AC), 04/2008⇨
						∞	5PK1850 ALT, (AC), ⇨04/2008, ALT, HYDP, (AC), 04/2008⇨
	1.6 16V, 1.6 CVVT	03/05-	G4ED	82	1599	∞	AVX13X655 PS
						∞	4PK815 AC
						∞	4PK850 ALT
						▲▲▲	CT942 CA
						▣▲▲▲	CT942K1 CA
SEPHIA (FA)							
	1.5 i	02/96-10/97	B5	59	1498	∞	4PK1020 PS, (AC)
						∞	4PK875 ALT
						∞	4PK890 PS, (-AC)
						∞	4PK900 AC, (-PS)
						▲▲▲	CT1024 CA, CAMSHFT: SOHC/OHC
						▲▲▲	CT769 CA, CAMSHFT: DOHC
						▣▲▲▲	CT1024K1 CA, CAMSHFT: SOHC/OHC
						▣▲▲▲	CT769K1 CA, CAMSHFT: DOHC
	1.6 i	01/95-10/97	B6	59	1598	∞	4PK1020 PS, (AC)
						∞	4PK875 ALT, 01/1996⇨
						∞	4PK885 ALT, ⇨12/1995
						∞	4PK890 AC, (-PS)
						∞	4PK900 PS, (-AC)
						▲▲▲	CT1024 CA
						▣▲▲▲	CT1024K1 CA
	1.8 i 16V	01/95-10/97	OK24N, OK26Y	82	1793	∞	6PK2013 ALT
						▲▲▲	CT992 CA





ContiTech



KIA

KIA

SHUMA II (FB)						
↔ 1.5	03/96-12/98	OK280	59	1498	∞ ∞ ∞ ∞ 🏠 🏠	4PK1020 PS, (AC) 4PK875 ALT, 01/1996⇨ 4PK890 PS, (-AC) 4PK900 AC, (-PS) CT1024 CA CT1024K1 CA
1.5 i 16V	10/97-10/01		65	1498	∞ ∞ ∞ ∞ 🏠 🏠	4PK1045 AC, (PS), 07/1998⇨ 4PK885 ALT, 07/1998⇨ 4PK890 PS, (-AC), 07/1998⇨ 4PK938 AC, (-PS), 07/1998⇨ CT769 CA, 07/1998⇨ CT769K1 CA, 07/1998⇨
1.8, 1.8 i 16V	10/97-08/04	T8	81-84	1793	∞ ∞ ∞ ∞ 🏠	4PK1080 PS, (AC) 4PK885 ALT 4PK925 PS, (-AC) 4PK962 AC CT992 CA
SHUMA II (FB)						
1.6	05/01-08/04	GA6D	75	1594	∞ ∞ ∞ ∞ 🏠 🏠	4PK1045 AC, (PS), ⇨12/2003 4PK885 ALT, ⇨12/2003 4PK890 PS, (-AC), ⇨12/2003 4PK938 AC, (-PS), ⇨12/2003 CT1069 CA, ⇨12/2003 CT1069K1 CA
SORENTO I (JC)						
2.4	08/02-	G4JS	102	2351	∞ ∞ ∞ 🏠 🏠 🏠	4PK938 ALT 5PK1110 PS, (-AC) 5PK1393 PS, (AC) CT1075 CA CT1141 BS CT1141K1 BS
2.5 CRDi	08/02-	D4CB	103-125	2497	∞ ∞ ∞ ∞	7PK1730 ALT, (AC), ⇨08/2006 7PK2255 ALT, (AC), 09/2006⇨ 7PK2271 ALT, (AC), 12/2003⇨, ⇨08/2006 7PK2283 ALT, (AC), ⇨11/2003
3.5 V6	08/02-	G6CU	143	3497	∞ ∞ ∞	4PK1080 PS 4PK938 AC 5PK1135 ALT
SOUL (AM)						
1.6 CRDi 115, 1.6 CRDi 128	02/09-	D4FB	85-94	1582	∞ ∞	5PK1646 ALT, (AC) 5PK1815 ALT, (AC)
SPORTAGE (JE,)						
2.0 16V 4WD, 2.0 i 16V	09/04-	G4GC	104	1975	∞ ∞ ∞ 🏠 🏠 🏠	3PK675 PS 4PK855 AC 4PK890 ALT CT937 CA CT937K1 CA, ⇨05/2006, (MANL-TP) CT937K2 CA, 05/2006⇨, (AUTOM-TP)
2.0 CRDi, 2.0 CRDi 4WD	09/04-	D4EA, D4EA-V, D4EA-F	83-110	1991	∞ 🏠 🏠	6PK1510 ALT CT1099 CA CT1099K2 CA
2.7 V6 4WD	09/04-	G6BA	129	2656	∞ 🏠 🏠	6PK2000 ALT, PS, AC CT1085 CA CT1085K1 CA
SPORTAGE (K00)						
2.0 i 4WD	04/94-08/99	FE	70	1998	∞ ∞ ∞ 🏠 🏠	AVX13X775 PS AVX13X900 AC 4PK925 ALT CT765 CA CT765K1 CA
2.0 TD 4WD	10/97-08/03	RF	61	1998	∞	AVX13X850 PS





KIA						
SPORTAGE (K00)						
↔					▲▲▲ CT832	CA
2.0, 2.0 4WD, 2.0i 16V, 2.0i 16V 4WD	04/94-08/03	FE (16V)	87-94	1998	∞ AVX13X775	PS
					∞ AVX13X900	AC
					∞ 4PK925	ALT
					▲▲▲ CT790	CA
					▲▲▲ CT790K1	CA
VENGA (YN)						
1.4 CRDI 75, 1.4 CRDI 90	02/10-	D4FC	55-66	1396	∞ 5PK1646	ALT, (-AC)
					∞ 5PK1815	ALT, (AC)
1.6 CRDI 115, 1.6 CRDI 128	02/10-	D4FB	85-94	1582	∞ 5PK1646	ALT, (-AC)
					∞ 5PK1815	ALT, (AC)

LADA						
110						
1.5	01/95-	BA32111, VAZ-2111	54-57	1499	∞ 5PK1125	ALT, PS
					∞ 6PK737	ALT
					▲▲▲ CT527	CA
					▲▲▲ CT527K2	CA
1.5 16V	01/95-	VAZ-2112	67-70	1499	∞ 6PK1125	ALT, PS
					∞ 6PK698	ALT
					▲▲▲ CT996	CA
					▲▲▲ CT996K1	CA
1.6	01/00-	VAZ-21114, VAZ-21124	60-66	1596	∞ 6PK745	ALT
					▲▲▲ CT527	CA
					▲▲▲ CT527K2	CA
2.0i	08/96-	C20XE	110	1998	∞ 6PK1725	ALT, PS, (-AC)
					▲▲▲ CT871	CA
					▲▲▲ CT871K1	CA
111						
1.5	01/96-	VAZ-2111	56-57	1499	∞ 5PK1125	ALT, PS
					∞ 6PK737	ALT
					▲▲▲ CT527	CA
					▲▲▲ CT527K2	CA
1.5 16V	01/95-	VAZ-2112	67-70	1499	∞ 6PK1125	ALT, PS
					∞ 6PK698	ALT
					▲▲▲ CT996	CA
					▲▲▲ CT996K1	CA
1.6	03/06-	VAZ-21124	66	1596	∞ 6PK1125	ALT, (AC)
					∞ 6PK745	ALT, (-AC)
					▲▲▲ CT996	CA
					▲▲▲ CT996K1	CA
112						
1.5	01/95-	VAZ-2111	54-57	1500	∞ 5PK1125	ALT, PS
					∞ 6PK737	ALT
					▲▲▲ CT527	CA
					▲▲▲ CT527K2	CA
1.5 16V	10/00-	VAZ-2112	67	1499	∞ 6PK1125	ALT, PS
					∞ 6PK698	ALT
					▲▲▲ CT996	CA
					▲▲▲ CT996K1	CA
1.5, 1.5 16V	01/95-	VAZ-2111, VAZ-2112	56-70	1499	∞ 6PK1115	ALT, (AC)
					∞ 6PK745	ALT, (-AC)
					▲▲▲ CT527	CA
					▲▲▲ CT527K2	CA
1.6	03/06-	VAZ-21124	66	1596	∞ 6PK1115	ALT, (AC)
					∞ 6PK745	ALT, (-AC)
					▲▲▲ CT527	CA
					▲▲▲ CT527K2	CA
1200-1500						
1200	09/73-08/84	BA32101	44	1198	∞ AVX10X940	ALT
1500	09/73-06/85	BA32103	54	1452	∞ AVX10X940	ALT





ContiTech



LADA

1200-1500

↔ 1200 L/S	01/70-06/86	BA32101	44	1198	∞	AVX10X940	ALT
1300	08/74-08/84	BA32105	51	1294	∞	AVX10X940	ALT
					🔴	CT687	CA
	05/78-01/87	BA321011	48	1285	∞	AVX10X935	ALT, ↔ 12/1979
					∞	AVX10X940	ALT, 01/1980↔
1500	09/72-08/84	BA32103	55	1458	∞	AVX10X940	ALT
1500 N/S	11/75-10/86	BA32103	55	1452	∞	AVX10X935	ALT
1600	09/72-08/84	BA32106	58	1570	∞	AVX10X940	ALT
1600 N/L	03/79-10/86	BA32106	57	1570	∞	AVX10X935	ALT

GRANTA (2190)

1.6	10/11-		60-64	1596	🔴	CT1164	CA
-----	--------	--	-------	------	---	---------------	----

KALINA (1117, 1118, 1119)

1.4 16V, 1.4 16V LPG	11/08-	VAZ-11194	65-66	1390	∞	6PK1020	ALT, (AC)
					🔴	CT1137	CA
					🔴	CT1137K1	CA
1.6	01/10-		62	1596	∞	6PK1125	ALT, (AC)
					∞	6PK745	ALT, (AC)
					🔴	CT955	CA, OE-NO 2112-1006040-02, 2112-0100604-003
					🔴	CT996	CA, OE-NO 2112-1006040, 2122-1006040-03
					🔴	CT996K1	CA, OE-NO 2112-1006040, 2122-1006040-03
1.6, 1.6 16V	10/04-	VAZ-21114, VAZ-21124	60-66	1596	∞	5PK1125	ALT, (PS), MTR-CODE: VAZ1110
					∞	5PK884	ALT, (PS), MTR-CODE: VAZ1110
					∞	6PK1125	ALT, (AC), MTR-CODE: 11194
					∞	6PK745	ALT, (AC), MTR-CODE: 11194
					🔴	CT527	CA, MTR-CODE: VAZ1110
					🔴	CT996	CA, MTR-CODE: 11194
					🔴	CT527K2	CA, MTR-CODE: VAZ1110
					🔴	CT996K1	CA, MTR-CODE: 11194

NIVA (2121)

1600	12/76-03/95	BA32121	54-56	1569	∞	AVX10X940	ALT
					∞	AVX13X1050	PS
1700 i, 1700 i 1.7 4x4, 1700 i 4x4	06/96-	BA321214	59-61	1690	∞	AVX10X940	ALT
1900 Diesel	01/99-	XUD9SD	55	1905	∞	4PK1230	ALT
					🔴	CT1061	CA
					🔴	CT1061K2	CA
	01/93-	XUD9A	47	1905	∞	AVX10X650	VACP
					∞	4PK1230	ALT
					🔴	CT1061	CA
					🔴	CT1061K1	CA, ↔ 12/1993
					🔴	CT1061K2	CA, 01/1994↔

NIVA II (2123)

1.7	09/02-		59-61	1690	∞	AVX10X940	ALT
-----	--------	--	-------	------	---	------------------	-----

NOVA (2104, 2105)

1200 Junior/L	09/81-	BA32101	44	1198	∞	AVX10X940	ALT
					🔴	CT687	CA
1300, 1300 Spezial/L	05/81-	BA32105	48	1294	∞	AVX10X940	ALT
					🔴	CT687	CA
1500, 1500 S, 1500 Special	03/85-	BA32103, BA32103 (KAT), BA321083	49-55	1451-1499	∞	AVX10X940	ALT
1600	01/88-10/01	BA32106	56	1570	∞	AVX10X940	ALT
1700, 1700 i Classic	08/94-		62	1690	∞	AVX10X940	ALT

OKA (1111)

0.8	02/88-		26	750	∞	AVX10X750	ALT, ↔ 12/1997
					∞	AVX10X825	ALT, 01/1998↔
					🔴	CT527	CA
					🔴	CT527K1	CA

PRIORA (2170, 2171, 2172)

1.6, 1.6 LPG	12/08-	VAZ-21126	60-72	1596	∞	6PK1115	ALT, (AC)
					∞	6PK745	ALT, (AC)
					🔴	CT1137	CA
					🔴	CT1137K1	CA





LADA						
SAMARA (2108, 2109, (21099))						
↶↷ 1.5	01/00-	VAZ-2111	57	1499	∞ ▲▲▲ ▲▲▲	6PK698 ALT CT527 CA CT527K2 CA
1100	02/88-	BA321081, BA321081 (KAT)	39-43	1099- 1100	∞ ∞ ▲▲▲ ▲▲▲	AVX10X710 ALT, (CARB), ⇨05/1995 4PK698 ALT, (PETR INJ), ⇨05/1995 CT527 CA CT527K1 CA
1300	01/86-	BA32108, BA32108 (KAT), BA321115	45-50	1288	∞ ∞ ▲▲▲ ▲▲▲	AVX10X710 ALT, (CARB) 4PK698 ALT, (PETR INJ), ⇨12/1997 CT527 CA CT527K1 CA
1500	01/88-	BA321083, BA321083 (KAT)	50-53	1499- 1500	∞ ∞ ▲▲▲ ▲▲▲	AVX10X710 ALT, (CARB) 4PK698 ALT, (PETR INJ), ⇨12/1997 CT527 CA CT527K1 CA
	11/94-	BA32111	52	1499	∞ ∞ ▲▲▲ ▲▲▲	AVX10X710 ALT, (CARB) 4PK698 ALT, (PETR INJ), ⇨12/1997 CT527 CA CT527K2 CA
TOSCANA (2107)						
1300	12/85-05/12	BA32105	48	1294	∞ ▲▲▲	AVX10X940 ALT CT687 CA
1500	09/83-02/93	BA32103	55	1458	∞	AVX10X940 ALT

LANCIA						
A 112						
0.9 Junior	03/81-06/86	A112A5.000, A112A.000, A112B2.000	29	903	∞	AVX10X813 ALT
1.0 Abarth, 1.0 LX	03/78-12/86	A112A2.000, A112B1.000	35-51	965- 1050	∞	AVX10X813 ALT
BETA (828_B, 828BC, 828BF, 828BS)						
1300	12/81-12/84	828D3.000	62	1367	∞	AVX10X1100 ALT
					∞	AVX10X1140 ALT, (PS)
1600	08/73-12/84	828B.000	74	1585	∞	AVX10X1225 ALT, (AC)
					∞	AVX13X1825 PS, (AC)
					∞	AVX13X1825 AC
					∞	AVX13X1825 PS, (AC)
					∞	AVX13X825 PS
					▲▲▲	CT651 CA
					∞	AVX10X1100 ALT
2000	04/76-10/86	828B1.000	85-88	1991- 1995	∞	AVX10X1140 ALT, (PS)
					∞	AVX10X1225 ALT, (AC)
					∞	AVX13X1825 AC
					∞	AVX13X1825 PS, (AC)
					∞	AVX13X825 PS
					▲▲▲	CT652 CA
					▲▲▲	CT652K1 CA
2000 i.e.	05/81-12/84	828B4.000	90	1995	∞	AVX10X1100 ALT
					∞	AVX10X1140 ALT, (PS)
					∞	AVX10X1225 ALT, (AC)
					∞	AVX13X1825 AC
					∞	AVX13X1825 PS, (AC)
					∞	AVX13X825 PS
					▲▲▲	CT542 AIRC, 01/1983⇨





ContiTech



LANCIA

BETA (828_B, 828BC, 828BF, 828BS)

2000 Volumex, 2000 VX	07/83-12/84		99	1991-1995	CT652	CA
					CT652K1	CA
					AVX10X1125	ALT
					CT542	AIRC
					CT652	CA
					CT652K1	CA

DEDRA (835)

1.6	10/94-07/99	159B9.000	66	1581	AVX10X690	PS
					AVX13X1025	AC
1.6 16V	01/96-07/99	182A4.000	76	1581	5PK940	ALT, (-AC)
					5PK962	ALT, (AC)
					CT605	CA
					CT605K1	CA
1.6 ie.	08/89-06/94	835A1.000	66	1581	CT605	CA
					CT605K1	CA
	08/89-03/93	835A1.046	57	1581	AVX10X735	PS
					AVX13X1025	AC
1.6 ie., 1.6 LE KAT	04/93-07/99	835C1.000, 159B9.000	55-66	1581	4PK915	ALT
					5PK920	ALT, (PS)
					5PK962	ALT, (PS), (AC)
					CT605	CA
					CT605K1	CA
					AVX10X690	PS
1.8 16V LE	03/96-07/99	182A2.000	83	1747	AVX13X1025	AC
					4PK915	ALT
					5PK920	ALT, (PS)
					5PK962	ALT, (PS), (AC)
					CT605	CA
					CT605K1	CA
					7PK1080	ALT
					7PK1950	ALT, AC
1.8 GT 16V	03/96-07/99	183A1.000	96	1747	CT877	CA
					CT970	BS
					CT877K1	CA
					CT970K1	BS
					CT877WP1	CA
					7PK1080	ALT
					7PK1950	ALT, AC
					CT877	CA
1.8 ie.	09/89-06/94	835A2.000	80	1756	CT970	BS
					CT877K1	CA, ⇨04/1998
					CT877K2	CA, 04/1998⇨
					CT970K1	BS
					CT877WP1	CA, ⇨04/1998
					CT877WP2	CA, 04/1998⇨
					AVX13X750	PS, (AC)
					AVX13X850	AC
					AVX13X875	PS, (-AC)
					4PK1045	⇨07/1991, ALT, (-AC)
09/89-07/99	835A2.046	77	1756	4PK1062	⇨07/1991, ALT, (AC)	
				5PK1040	08/1991⇨, ALT, (-AC)	
					5PK1054	08/1991⇨, ALT, (AC)
					CT608	CA
					CT833	BS
					CT608K3	CA
					AVX13X750	PS, (AC)
					AVX13X835	PS





LANCIA

DEDRA (835)



					AVX13X850 4PK1045 4PK1054 5PK1040 5PK1060 CT608 CT833 CT608K3	AC ALT, ⇨07/1991 ALT, AC, ⇨07/1991 ALT, 08/1991⇨ ALT, AC, 08/1991⇨ CA BS CA
	08/93-07/99	835C5.000, 836A5.000	66-74	1756	AVX13X750 AVX13X835 AVX13X850 5PK1040 5PK1060 CT608 CT833 CT608K3	PS, (AC) PS AC ALT ALT, AC CA BS CA
1.9 TDS	04/89-07/99	835A4.000, 160D1.000, 835A4.046	66	1929	AVX10X725 AVX10X735 5PK906 5PK962 5PK975 5PK990 CT617 CT617K1	PS, MTR-NO 1096005⇨ PS, ⇨MTR-NO 1096004 ALT ALT, (AC), ⇨MTR-NO 0933346 ALT, (AC), MTR-NO 0933347⇨ AC CA CA
	07/94-07/99	835A4.000, 160D1.000	66	1929	AVX10X735 5PK900 5PK915 5PK940 5PK975 5PK990 CT617 CT617K1	PS ALT, ⇨MTR-NO 1723043 ALT, MTR-NO 1723044⇨ AC ALT, (AC), ⇨MTR-NO 1723043 ALT, (AC), MTR-NO 1723044⇨ CA CA
2.0 16V , 2.0 Integrale	07/94-07/99	836A3.000	102	1995	AVX13X750 AVX13X850 AVX13X875 5PK1040 5PK1060 CT608 CT833	PS, (AC) AC PS ALT ALT, (AC) CA BS
2.0 HF Integrale, 2.0 i.e. Turbo	11/90-07/99	835A7.046, 835A8.046	119- 124	1995	AVX13X750 AVX13X850 AVX13X875 5PK1040 5PK1060 CT608 CT833 CT608K3	PS, (AC) AC PS ALT ALT, (AC) CA BS CA
2.0 i.e.	09/89-07/92	835A5.000	86	1995	AVX13X750 AVX13X850 AVX13X875 4PK1045 4PK1062 5PK1040 5PK1054 CT608 CT833 CT608K3	PS, (AC) AC PS, (-AC) ⇨07/1991, ALT, (-AC) ⇨07/1991, ALT, (AC) 08/1991⇨, ALT, (-AC) 08/1991⇨, ALT, (AC) CA BS CA
	09/89-07/99	835A5.046	83	1995	AVX13X750 AVX13X850 AVX13X875	PS, (AC) AC PS, (-AC)





LANCIA

DEDRA (835)



					4PK1045 4PK1054 5PK1040 5PK1054 5PK1080 CT608 CT833 CT608K3	ALT, (AC), ⇨07/1991 ALT, (AC), ⇨07/1991 ALT, (AC), 08/1991⇨ ALT, (AC), 07/1991⇨ ALT, (AC), 07/1994⇨ CA BS CA
2.0 i.e. Turbo Integrale, 2.0 Turbo	05/90-07/94	835A7.000, 835A8.000	121-130	1995	AVX13X750 AVX13X850 AVX13X875 5PK1040 5PK1054 CT608 CT833 CT608K3	PS, (AC) AC PS, (-AC) ALT, (AC) ALT, (AC) CA BS CA

DELTA I (831AB0)

1.3	09/79-08/92	831B.000, 831A2.000	55-58	1301	AVX10X825 CT647 CT647K5	ALT CA CA, MTR-CODE: 831B.000, MTR-NO 58752816⇨
1.5	09/79-12/92	831A1.000, 831B1.000	63	1498	AVX10X825 AVX10X850 AVX10X850 CT594 CT594K2 CT594K3	ALT, CH-NO 214280⇨ ALT, ⇨CH-NO 214279 ALT, CH-NO 214280⇨, (AUTOM) CA CA, ⇨MTR-NO 8752815 CA, MTR-NO 8752816⇨
1.6 GT	11/82-04/86	831A4.000	77	1585	AVX10X1050 AVX10X775 CT598 CT651	ALT AC CA, MTR-NO 488951⇨ CA, ⇨MTR-NO 488950
1.6 GT i.e., 1.6 HF Turbo	08/86-08/92	831B3.000, 831B7.000, 1831B7.046, 49C2.000	66-103	1585	AVX10X813 AVX10X825 AVX10X825 AVX10X913 AVX10X940 CT670 CT670K1	PS, (AC) AC PS ALT, (PS), (AC) ALT CA CA
1.6 HF Turbo	10/83-12/86	831A7.000	96	1585	AVX10X813 AVX10X825 AVX10X825 AVX10X913 AVX10X940 CT598 CT651	PS, (AC) AC PS ALT, (PS), (AC) ALT CA, MTR-NO 488951⇨ CA, ⇨MTR-NO 488950
	08/86-05/93		122	1585	AVX10X813 AVX10X825 AVX10X825 AVX10X913 AVX10X940 CT670	PS, (AC) PS AC ALT, (PS), (AC) ALT CA
1.9 Turbo DS	10/86-12/89	831D1.000	59	1929	AVX10X735 5PK847 CT542	PS ALT CA
2.0 16V HF Evo Integrale	06/93-01/94	831E5.046, 831E5.000	155	1995	5PK1345 CT833 CT931 CT931K1	ALT BS CA CA
2.0 16V HF Integrale	03/89-09/91	831D5.000	144	1995	5PK1345 CT833 CT885 CT931	ALT BS CA, ⇨MTR-NO 1039306 CA, MTR-NO 1039307⇨





LANCIA						
DELTA I (831AB0)						
2.0 HF Integrale	12/86-12/92	831C5.046	130	1995	CT931K1 5PK1345 CT608 CT833 CT608K3	CA, MTR-NO 1039307⇨ ALT CA, 10/1989⇨ BS CA
	11/86-02/89	831B5.000, 831C5.000	122- 133	1995	5PK1345 CT608 CT833 CT608K3	ALT CA BS CA
DELTA II (836)						
1.4 i.e.	10/94-08/99	160A1.046, 836A4.000	51	1372	AVX10X685 AVX10X735 AVX10X865 AVX13X1050 4PK962 5PK925 5PK962 CT605 CT605K1	PS PS, (AUTOM) ALT AC ALT, (AC) ALT, (PS) ALT, (PS), (AC) CA CA
					1.6 i.e.	06/93-08/99
1.6 i.e., 1.6 i.e. 16V	01/96-08/99	182A6.000, 182A4.000	66-76	1581	3PK670 4PK962 5PK940 CT879 CT879K1	PS AC ALT CA CA
1.8 i.e.	07/94-08/99	835C4.000, 836C4.000, 836A6.000	66	1756	AVX13X750 AVX13X850 AVX13X875 5PK1040 5PK1054 CT608 CT833 CT608K3	PS, (AC), ⇨ 12/1996 AC, ⇨ 12/1996 PS, (-AC), ⇨ 12/1996 ALT, (-AC), ⇨ 12/1996 ALT, (AC), ⇨ 12/1996 CA, ⇨ 12/1996 BS CA
1.8 i.e. 16V	03/96-08/99	182A2.000	83	1747	7PK1080 7PK1950 CT877 CT970 CT877K1 CT970K1 CT877WP1	ALT ALT, AC CA BS CA BS CA
1.8 i.e. 16V GT	03/96-08/99	183A1.000	96	1747	7PK1080 7PK1950 CT877 CT970 CT877K1 CT877K2 CT970K1 CT877WP1 CT877WP2	ALT ALT, AC CA BS CA, ⇨ 04/1998 CA, 04/1998⇨ BS CA, ⇨ 04/1998 CA, 04/1998⇨
1.8, 1.8 i.e.	06/93-09/99	835C2.000	66-76	1747- 1756	AVX13X750 AVX13X850 AVX13X875 5PK1040 5PK1054 CT608	PS, (AC) AC PS, (-AC) ALT, (-AC) ALT, (AC) CA





LANCIA

DELTA II (836)

					CT833	BS
					CT608K3	CA
1.9 TD	10/94-08/99	835A4.000, 160D1.000	66	1929	AVX10X725	PS
					5PK900	ALT
					5PK940	AC
					5PK970	ALT, AC
					CT617	CA
					CT617K1	CA
2.0 16V Turbo	07/96-08/99	175A4.000	142	1995	AVX13X750	PS, (AC)
					AVX13X850	AC
					AVX13X875	PS, (-AC)
					5PK1040	ALT, (AC)
					5PK1054	ALT, (AC)
					CT833	BS
					CT931	CA
					CT931K1	CA
2.0 16V, 2.0 16V Turbo	06/93-08/99	836A2.000, 836A3.000	102- 137	1995	AVX10X850	AC
					AVX13X750	PS, AC
					AVX13X875	PS
					5PK1040	ALT
					5PK1054	ALT, AC
					CT833	BS
					CT931	CA
					CT931K1	CA

DELTA III (844)

1.4	09/08-	198A1.000, 198A4.000	88-110	1368	5PK1150	ALT
					CT1049	CA
					CT1049K1	CA
					CT1049WP1	CA
1.6 D Multijet	09/08-	198A2.000	88	1598	6PK1374	ALT, ⇨12/2009, ⇨CH-NO 1063140, 1063853
					6PK1400	ALT, 12/2009⇨, CH-NO 1063141⇨, 1063854⇨
					AP9017	ALT, (Denso), FOR ALT: 140A, OE-NO 73501591
					AP9054	ALT, (Denso), FOR ALT: 100A, OE-NO 51764265, 51854901, FOR ALT: 120A, OE-NO 51793678, 51854902
					VD1065	⇨12/2009, ⇨CH-NO 1063140, 1063853
					CT1155	CA
					CT1155K1	CA
					CT1155WP1	CA
	08/08-	955A4.000	85	1598	6PK1374	ALT, ⇨12/2009, ⇨CH-NO 1063140, 1063853
					6PK1400	ALT, 12/2009⇨, CH-NO 1063141⇨, 1063854⇨
					AP9017	ALT, (Denso), FOR ALT: 140A, OE-NO 73501591
					VD1065	⇨12/2009, ⇨CH-NO 1063140, 1063853
					CT1155	CA
					CT1155K1	CA
					CT1155WP1	CA
	04/11-	944A3.000	77	1598	6PK1400	ALT
					CT1155	CA
					CT1155K1	CA
					CT1155WP1	CA
1.8	01/09-	939B1.000	147	1742	CT1157	CA
1.9 D Multijet	01/09-	844A1.000	140	1910	6PK1374	ALT, (AC)
					AP9017	ALT, (Denso), OE-NO 73501591, FOR ALT: 140A
					AP9054	ALT, (Denso), FOR ALT: 100A, OE-NO 51764265, 51854901, FOR ALT: 120A, OE-NO 51793678, 51854902
					VD1065	⇨12/2009, ⇨CH-NO 1063140, 1063853
					CT1105	CA
2.0 D Multijet	09/08-	844A2.000	120	1956	AP9017	ALT, (Denso), FOR ALT: 140A, OE-NO 73501591
					AP9054	ALT, (Denso), FOR ALT: 100A, OE-NO 51764265, 51854901, FOR ALT: 120A, OE-NO 51793678,





LANCIA						
DELTA III (844)						
		198A5.000, 198A8.000	121	1956	6PK1374 AP9017 AP9054 VD1065 CT1105	51854902 ALT, (AC) ALT, (Denso), FOR ALT: 140A, OE-NO 73501591 ALT, (Denso), FOR ALT: 100A, OE-NO 51764265, 51854901, FOR ALT: 120A, OE-NO 51793678, 51854902 ⇒12/2009, ⇒CH-NO 1063140, 1063853 CA
GAMMA 2500	08/81-12/84	830A.000, 830A4.000	103	2484	AVX10X1013 AVX10X1100 AVX10X1140 AVX10X1175 AVX10X700 CT635	ALT, WP ALT, WP, (AC) AC, ⇒MTR-NO 2872 AC, MTR-NO 2873⇒ PS, 2X OILP
KAPPA (838, 838A, 838B)						
2.0 16V Turbo	02/95-10/01	838A4.000	151	1995	AVX13X750 AVX13X875 5PK1100 CT833 CT931 CT931K1	PS AC ALT BS CA CA
2.0 20V	10/94-10/01	838A1.000	107	1998	6PK1038 6PK1685 CT880 CT880K2	ALT, 01/1995⇒ ALT, AC, 01/1995⇒ CA CA
2.0 20V, 2.0 20V Turbo	07/96-10/01	175A3.000, 838A6.000	114- 162	1998	6PK1038 6PK1685 CT880 CT880K2	ALT ALT, AC CA CA
2.4 20V	08/94-10/01	838A2.000, 838A2.027	129	2446	6PK1038 6PK1685 CT877 CT877K3	ALT ALT, AC CA CA
2.4 JTD	06/98-10/01	838A8.000	100	2387	6PK1105 6PK1740 AP9017 VD1064 CT968 CT968K1 CT968WP1	ALT, PS, (-AC) ALT, PS, AC ALT, (Denso), FOR ALT: 100A, OE-NO 46765838 CA CA CA
2.4 TDS	08/94-10/01	838A3.000, 838A7.000	91	2387	6PK1070 6PK1105 6PK1720 6PK1740 AP9017 VD1064 CT918 CT995 CT918K1	ALT, PS, (-AC), ⇒01/1997, ⇒MTR-NO 0597296 ALT, PS, (-AC), 01/1997⇒, MTR-NO 0597297⇒ ALT, PS, AC, ⇒01/1997, ⇒MTR-NO 0597296 ALT, PS, AC, 01/1997⇒, MTR-NO 0597297⇒ ALT, (Denso), FOR ALT: 100A, OE-NO 46765838 MTR-NO 0597297⇒ CA, MTR-NO 130186⇒ CA, ⇒MTR-NO 130185 CA, MTR-NO 130186⇒
3.0 24V	08/94-10/01	838B.000	150	2959	6PK1990 7PK1980 CT1119 CT1119K1	ALT, PS, AC, CH-NO 2051777⇒, 01/1997⇒ ALT, PS, AC, ⇒CH-NO 2051776, ⇒12/1996 CA, CH-NO 2051777⇒ CA, CH-NO 2051777⇒
LYBRA (839AX, 839BX)						
1.6	10/00-10/05	182B6.000	76	1596	3PK670 4PK924 ELAST 4PK962 5PK940 4PK924 ELAST T1 CT879	PS AC, 06/2001⇒ AC, ⇒06/2001 ALT, WP AC, LENGTH 917 mm, (4 RIBS), 06/2001⇒ CA





ContiTech



LANCIA

LYBRA (839AX, 839BX)



1.6 16V	07/99-10/05	182A4.000	76	1581	CT879K1 CA 3PK670 PS 4PK962 AC 5PK940 ALT CT879 CA CT879K1 CA
1.8 16V	07/99-10/05	839A4.000, 839A7.000, 839A9.000	96	1747	6PK1060 ALT, PS, (-AC), MTR-NO 2850152⇄, 03/2002⇄ 6PK1080 ALT, PS, (-AC), ⇄MTR-NO 2850151, ⇄02/2002 6PK1965 ALT, PS, AC, MTR-NO 2850152⇄, 03/2002⇄ 6PK1973 ALT, PS, AC, ⇄MTR-NO 2850151, ⇄02/2002 CT877 CA CT970 BS CT877K2 CA CT970K1 BS CT877WP2 CA
1.9 JTD	07/99-09/00	AR32302	77	1910	6PK1038 ALT, PS, (-AC) 6PK1836 ALT, PS, (AC) AP9017 ALT, (Denso), FOR ALT: 100A, OE-NO 46765838, FOR ALT: 120A, OE-NO 46748353 VD1065 MS29 ONLY WITH VD1065 CT968 CA CT968K2 CA CT968WP2 CA
	09/00-05/01	AR37101	81	1910	6PK1038 ALT, (AC) 6PK1836 ALT, (AC) AP9017 ALT, (Denso), FOR ALT: 100A, OE-NO 46765838, FOR ALT: 105A, OE-NO 46782213, FOR ALT: 120A, OE-NO 46748353, 46809068 AP9058 ALT, (Magneti Marelli), FOR ALT: 100A, OE-NO 46765838, 46544329 VD1065 MS29 ONLY WITH VD1065 CT968 CA CT968K2 CA CT968WP2 CA
	05/01-10/05	937A2.000	85	1910	6PK1038 ALT, (AC) 6PK1836 ALT, (AC) AP9017 ALT, (Denso), FOR ALT: 100A, OE-NO 46765838, FOR ALT: 105A, OE-NO 46782213, FOR ALT: 120A, OE-NO 46748353, 46809068 VD1065 MS29 ONLY WITH VD1065 CT968 CA CT968K2 CA
2.0 20V	07/99-10/05	182B7.000, 185A8.000	110- 113	1998	6DPK1225 ALT, (AC) 6PK1138 PS 6PK698 ALT, (-AC) CT880 CA CT880K2 CA
2.4 JTD	07/99-02/01	839A5.000, AR32501	99	2387	6PK1105 ALT, (-AC) 6PK1760 ALT, (AC) 6PK1760D1 ALT, (AC) AP9017 ALT, (Denso), FOR ALT: 120A, OE-NO 46748353 VD1064 MS28 ONLY WITH VD1064 CT968 CA CT968K1 CA CT968WP1 CA
	09/00-10/05	839A6.000,	103-	2387	6PK1760 ALT, PS, AC





LANCIA						
LYBRA (839AX, 839BX)						
		841C.000	110		6PK1760D1 AP9017 VD1064 MS28 CT968 CT968K1 CT968WP1	ALT, PS, AC ALT, (Denso), FOR ALT: 120A, OE-NO 46748353, 46809068 ONLY WITH VD1064 CA CA CA
MUSA (350)						
1.3 D Multijet	10/04-	188A9.000	51	1248	6PK1180 6PK1310 AP9035	ALT, (AC) ALT, AC ALT, (Valeo), OE-NO 46823547, 51784845, FOR ALT: 90A, OE-NO 46835095, 51784846, FOR ALT: 105A
	09/06-	199A3.000, 199B1.000	66-70	1248	AP9035	ALT, (AC), (Valeo), OE-NO 46823547, FOR ALT: 90A, OE-NO 46835095, FOR ALT: 105A
1.4	10/04-	843A1.000	70	1368	4PK673 5PK1145 CT1049 CT1049K1 CT1049WP1	ALT, (AC) ALT, (AC) CA CA CA
	09/05-	350A1.000	57	1368	4PK665 5PK1145 CT1115 CT1115K1	ALT, (AC) ALT, (AC) CA CA
1.6 D Multijet	07/08-	350A2.000, 350A3.000	85-88	1598	6PK1374 AP9054 VD1065 CT1155 CT1155K1 CT1155WP1	ALT ALT, (Denso), FOR ALT: 100A, OE-NO 51764265, 51854901, FOR ALT: 120A, OE-NO 51854902 CA CA CA
1.9 D Multijet	10/04-	188B2.000	74	1910	6PK1195 AP9017 AP9054 VD1065 CT968 CT968K2	ALT, AC ALT, (Denso), FOR ALT: 105A, OE-NO 46782213, FOR ALT: 120A, OE-NO 46809068 ALT, (Denso), FOR ALT: 90A, OE-NO 51727338, 51859058, FOR ALT: 120A, OE-NO 51727339 CA CA
PHEDRA (179)						
2.0	09/02-11/10	RFN (EW10J4)	100	1997	6PK1190 6PK1705 CT1138 CT1138K1 CT1138WP1	ALT, PS ALT, PS, AC CA CA CA
2.0 D Multijet	07/06-11/10	RHR (DW10BTED4)	100	1997	6PK1217 AP9013 AP9023 AP9038 AP9040 VD1092 CT1091 CT1091K1 CT1091WP1	ALT ALT, (Valeo), OE-NO 71733552, FOR ALT: 150A ALT, (Bosch), OE-NO 9646065480, FOR ALT: 150A ALT, (Valeo), FOR ALT: 150A, OE-NO 9640878780, 71732307 ALT, (Mitsubishi), FOR ALT: 180A, OE-NO 9646065180, ALT-No: A004TJ0084 CA CA CA
2.0 JTD	09/02-11/10	RHW (DW10ATED4)	80	1997	6PK1740 6PK1740D1 AP9013 AP9023	ALT, (AC) ALT, (AC), ↗ 11/2004 ALT, (Valeo), OE-NO 71733552, FOR ALT: 150A ALT, (Bosch), FOR ALT: 150A, OE-NO 964065480





LANCIA

PHEDRA (179)



					AP9038 VD1080 VD1095 MS02 CT1063 CT1063K2 CT1063WP1	ALT, (Valeo), FOR ALT: 150A, OE-NO 9640878780, 71732307 ⇨ 11/2002, ⇨ ORG-NO 09520 12/2002⇨, ORG-NO 09521⇨ ONLY WITH VD1080, VD1095 CA CA CA
	07/03-11/10	RHM (DW10ATED4)	79	1997	6PK1740 AP9013 AP9023 AP9038 VD1095 CT1063 CT1063K2	ALT, PS, AC ALT, (Valeo), OE-NO 71733552, FOR ALT: 150A ALT, (Bosch), FOR ALT: 150A, OE-NO 964065480 ALT, (Valeo), FOR ALT: 150A, OE-NO 9640878780, 71732307 CA CA
	06/06-11/10	RHK (DW10UTED4)	88	1997	6PK1217 AP9013 AP9023 AP9038 AP9040 VD1092 CT1091 CT1091K1 CT1091WP1	ALT ALT, (Valeo), OE-NO 71733552, FOR ALT: 150A ALT, (Bosch), FOR ALT: 150A, OE-NO 964065480 ALT, (Valeo), FOR ALT: 150A, OE-NO 9640878780, 71732307 ALT, (Mitsubishi), FOR ALT: 180A, OE-NO 9646065180, ALT-No: A004TJ0084 CA, MTR-CODE: DW10BTED4 FAP CA CA
2.2 D Multijet	03/08-11/10	4HT, 4HS	125	2179	6PK1205 AP9013 AP9023 AP9038 AP9040 CT1142 CT1142K1	ALT ALT, (Valeo), FOR ALT: 150A, OE-NO 71733552, 71748885, FOR ALT: 180A, OE-NO 9661544880 ALT, (Bosch), OE-NO 9646065480, FOR ALT: 150A ALT, (Valeo), FOR ALT: 150A, OE-NO 9640878780, 71732307 ALT, (Mitsubishi), FOR ALT: 180A, OE-NO 9646065180, ALT-No: A004TJ0084 CA CA
2.2 JTD	09/02-11/10	4HW (DW12ATED4)	94	2179	6PK1740 6PK1740D1 AP9013 AP9023 AP9038 AP9040 VD1080 VD1095 MS02 CT1037 CT1037K2	ALT, (AC) ALT, (AC), ⇨ 11/2004 ALT, (Valeo), OE-NO 71733552, 71748885, FOR ALT: 150A, OE-NO 9661544880, FOR ALT: 180A ALT, (Bosch), OE-NO 9646065480, FOR ALT: 150A, 12/2002⇨ ALT, (Valeo), FOR ALT: 150A, OE-NO 9640878780, 71732307 ALT, (Mitsubishi), FOR ALT: 180A, OE-NO 9646065180, ALT-No: A004TJ0084 ⇨ 11/2004, ⇨ ORG-NO 10248 11/2004⇨, ORG-NO 10249⇨ ONLY WITH VD1080, VD1095 CA CA, 05/2004⇨
	04/06-11/10	4HP, 4HR	120	2179	AP9013 AP9023 AP9038 AP9040	ALT, (Valeo), FOR ALT: 150A, OE-NO 71733552, 71748885, FOR ALT: 180A, OE-NO 9661544880 ALT, (Bosch), OE-NO 9646065480, FOR ALT: 150A ALT, (Valeo), FOR ALT: 150A, OE-NO 9640878780, 71732307 ALT, (Mitsubishi), FOR ALT: 180A, OE-NO 9646065180, ALT-No: A004TJ0084
3.0 V6	09/02-11/10	ES9J4S	150	2946	6PK1590 CT1052	ALT, PS, AC CA





LANCIA

PHEDRA (179)

					CT1052K1	CA
PRISMA (831AB0)						
1.3	01/83-02/92	831A2.000	58	1301	AVX10X825 AVX10X838 CT647 CT647K5	ALT ALT, (AUTOM) CA CA, MTR-NO 8752816⇒
1.5	01/83-04/86	831A1.000	63	1498	AVX10X825 AVX10X850 CT594 CT594K2 CT594K3	ALT ALT, (AUTOM) CA CA, ⇒MTR-NO 8752815 CA, MTR-NO 8752816⇒
	09/85-02/92	831B1.048, 138C2.048	55	1498	AVX10X825 AVX10X838 AVX10X850 CT594 CT594K2	ALT ALT, (AUTOM), 06/1986⇒ ALT, (AUTOM), ⇒06/1986 CA CA, ⇒MTR-NO 8752815
	08/86-02/92	831B1.000	59	1498	AVX10X825 AVX10X838 CT594 CT594K2 CT594K3	ALT ALT, (AUTOM) CA CA, ⇒MTR-NO 8752815 CA, MTR-NO 8752816⇒
1.6	01/83-04/86	831A4.000	77	1585	AVX10X1050 AVX10X775 AVX10X813 AVX10X825 AVX10X825 AVX10X913 AVX10X940 CT598 CT651 CT670	ALT AC PS, 01/1986⇒, (CAT), (AC) AC, 01/1986⇒ PS, 01/1986⇒ ALT, (PS), 01/1986⇒, (AC) ALT, 01/1986⇒ CA, MTR-NO 488951⇒, ⇒01/1986 CA, ⇒MTR-NO 488950 CA, 01/1986⇒
	08/86-02/92	831B6.000	73	1585	AVX10X813 AVX10X825 AVX10X825 AVX10X913 AVX10X940 CT670	PS, (AC) AC PS ALT, (PS), (AC) ALT CA
1.6 i.e.	05/86-12/89	831B7.000	80	1585	AVX10X825 AVX10X913 AVX10X920 AVX10X940 CT670 CT670K1	AC ALT, (PS), (AC) ALT, (AUTOM) ALT CA CA
1.6 i.e. Super	05/87-12/89	149C2.000	66	1585	AVX10X813 AVX10X825 AVX10X825 AVX10X913 AVX10X940 CT670 CT670K1	PS, (CAT), (AC) AC PS ALT, (PS), (AC) ALT CA CA
1.9 Diesel, 1.9 Turbo Diesel	01/83-02/92	831D.000, 831D1.000	48-59	1911- 1928	AVX10X740 AVX10X913 5PK847 CT542	PS ALT ALT, (PS) CA
2.0 i.e. Allrad	04/86-12/89	831B4.000	85	1995	5PK1345 CT608 CT833 CT608K3	ALT, PS CA BS CA
THEMA (834)						
2000 16V Turbo	12/88-06/90	834C1.000	133	1995	AVX13X750 AVX13X800	PS, (AC) PS, 1.HYPD





LANCIA

THEMA (834)



					AVX13X850 PS AVX13X875 AC 4PK1100 ALT CT833 BS CT885 CA, ⇨10/1989 CT931 CA, 10/1989⇨, MTR:NO 1036641⇨ CT931K1 CA, MTR:NO 1036641⇨
2000 16V, 2000 16V Turbo	05/92-07/94	834F1.000, 834F2.000	112-148	1995	AVX13X750 PS, (AC) AVX13X850 PS AVX13X875 AC 5PK1100 ALT CT833 BS CT931 CA CT931K1 CA
2000 ie	09/88-05/92	834B1.000	86	1995	AVX13X750 PS, (AC) AVX13X850 PS, (-AC) AVX13X875 AC 5PK1100 ALT CT608 CA CT833 BS CT608K2 CA, ⇨MTR:NO 570151 CT608K3 CA, MTR:NO 570152⇨
2000 ie.	03/86-05/92	834B.048, 834B.146	83-85	1995	AVX10X1090 ALT AVX10X750 HYDP, PS AVX10X775 PS, (AC) AVX10X825 PS AVX10X838 AC CT608 CA CT833 BS CT608K2 CA, ⇨MTR:NO 570151 CT608K3 CA, MTR:NO 570152⇨
	11/84-09/88	834B.000	88	1995	AVX10X1090 ALT, MTR:NO 036302⇨ AVX10X1090 ALT, (AC) AVX10X1125 ALT, ⇨MTR:NO 036301 AVX10X775 PS, (AC) AVX10X825 PS AVX10X838 AC CT608 CA CT833 BS CT608K2 CA, ⇨MTR:NO 570151 CT608K3 CA, MTR:NO 570152⇨
2000 ie. 16V	05/88-08/92	834B2.000	108	1995	AVX13X750 PS, (AC) AVX13X800 PS, (-AC), HYDP AVX13X850 PS, (-AC), (-HYDP) AVX13X875 AC 4PK1100 ALT CT833 BS CT885 CA, ⇨04/1989, ⇨MTR:NO 1036640 CT931 CA, MTR:NO 1036641⇨, 05/1989⇨ CT931K1 CA, 05/1989⇨, MTR:NO 1036641⇨
	02/89-05/92	834B2.246	104	1995	AVX13X750 PS, (AC) AVX13X800 PS, 1.HYPD AVX13X850 PS AVX13X875 AC 4PK1100 ALT CT833 BS CT885 CA, ⇨10/1989 CT931 CA, 10/1989⇨ CT931K1 CA, MTR:NO 1036641⇨
2000 ie. 16V Turbo	12/88-06/90	834C1.000	133	1995	AVX13X750 PS, (AC) AVX13X800 PS, (-AC), HYDP





LANCIA

THEMA (834)



					AVX13X850 AVX13X875 4PK1100 CT833 CT885 CT931 CT931K1	PS, (AC), (-HYDP) AC ALT BS CA, ⇨04/1989, ⇨MTR-NO 1036640 CA, MTR-NO 1036641⇨, 05/1989⇨ CA, 05/1989⇨, MTR-NO 1036641⇨
	04/89-05/92	834C1.246	130	1995	AVX13X750 AVX13X800 AVX13X850 AVX13X875 4PK1100 CT833 CT885 CT931 CT931K1	PS, (AC) PS, 1.HYPD PS AC ALT BS CA, ⇨10/1989 CA, 10/1989⇨ CA, MTR-NO 1036641⇨
2000 ie. Turbo	11/84-12/87	834C.000	122	1995	AVX10X1090 AVX10X750 AVX10X775 AVX10X825 AVX10X838 CT608 CT833 CT608K2	ALT HYDP, PS PS, (AC) PS AC CA BS CA
2000 ie.Turbo	07/86-05/90	834C.146	110	1995	AVX10X1090 AVX10X750 AVX10X775 AVX10X825 AVX10X838 AVX13X750 AVX13X800 AVX13X850 AVX13X875 4PK1100 CT608 CT833 CT608K3	ALT, ⇨12/1988 HYDP, PS, ⇨12/1988 PS, ⇨12/1988, (AC) PS, ⇨12/1988 AC, ⇨12/1988 PS, (AC), 01/1989⇨ PS, 1.HYPD, 01/1989⇨ PS AC, 01/1989⇨ ALT, 01/1989⇨ CA BS CA
2000 Turbo	01/89-03/92	834C.146	110	1995	AVX13X750 AVX13X850 AVX13X875 5PK1100 CT833 CT931 CT608K3	PS, (AC) PS AC ALT BS CA CA
2000 Turbo 16V	11/92-07/94	834F2.000	148	1995	AVX13X750 AVX13X850 AVX13X875 5PK1100 CT833 CT931 CT931K1	PS, (AC) PS, (-AC) AC ALT BS CA CA
2500 Turbo D, 2500 Turbo DS	11/84-09/88	8144.91, 8144.97	74-85	2445- 2499	AVX10X635 AVX10X715 AVX10X775 AVX10X813 AVX10X925 AVX13X825 AVX13X925 CT703	ALT, WP HYDP AC, ⇨12/1986 AC, ⇨MTR-NO 752412, 01/1987⇨ WP, ⇨11/1986 AC, MTR-NO 752413⇨, 01/1987⇨ WP, 11/1986⇨ CA
2500 Turbo DS	05/88-07/92	8144.975	77	2500	AVX13X825	AC





ContiTech



LANCIA

THEMA (834)



					5PK890 CT861	ALT CA
	05/92-07/94	8144.97Y	85	2500	AVX13X825 5PK890 CT861 CT861K1	AC ALT CA CA
2850 V6 i.e.	06/88-05/92	834E.146	108	2849	AVX10X690 AVX13X1400 7PK1220 7PK1220 7PK1730	PS AC ALT ALT, ⇨ RICAMBI-NO 0247473, (AUTOM) ALT, (AC)
	11/84-09/88	834E.000	110	2849	AVX10X690 AVX13X1225 AVX13X1400 7PK1220 7PK1220 7PK1730	PS DYN, ⇨ 12/1986 AC ALT, ⇨ RICAMBI-NO 0247473, 12/1986⇨, (AUTOM) ALT, 12/1986⇨ ALT, 12/1986⇨, (AC)
3000 V6	08/92-07/94	834F.000	126	2959	4PK770 4PK785 7PK1175 7PK1240 CT819	PS, (-LC) PS, (LC) ALT, (-AC) ALT, (AC) CA
8.32	09/87-05/92	F105L, F105L.046	151- 158	2927	3PK850 4PK1245 CT886	PS ALT, WP, (-AC) CA, 2X

THEESIS (841AX)

2.0 Turbo

	07/02-07/09	841E.000	136	1998	6PK1693 AP9017 CT947 CT947K1	ALT ALT, (Denso), FOR ALT: 140A, OE-NO 46774428 CA CA
2.4	07/02-07/09	841D.000	125	2446	6PK1693 AP9017 CT877 CT877K3	ALT, (AC) ALT, (Denso), FOR ALT: 140A, OE-NO 46774428 CA CA
2.4 D Multijet	04/06-07/09	841P.000	136	2387	6PK1740 VD1064 CT1105 CT1105K2	ALT, PS, AC CA CA
2.4 JTD	07/02-07/09	841C.000	110	2387	6PK1740 AP9017 VD1064 CT968 CT968K1 CT968WP1	ALT, PS, AC ALT, (Denso), FOR ALT: 120A, OE-NO 46823540, FOR ALT: 140A, OE-NO 46774429 CA CA, MTR-CODE: 841C.000 CA, MTR-CODE: 841C.000
	05/03-07/09	841G.000	129	2387	6PK1740 AP9017 VD1064 CT1076 CT1076K2	ALT, PS, AC ALT, (Denso), OE-NO 46823540, FOR ALT: 140A CA, OE-NO 55187103 CA
3.0 V6	07/02-07/09	841A.000	158	2959	6PK1990 CT1119 CT1119K1	ALT, PS, AC CA CA
3.2 V6	05/03-07/09	841L.000	169	3179	6PK1990 CT1119 CT1119K1	ALT, PS, AC CA CA

TREVI (828DB)

2000 i.e.

05/80-01/87	828B4.000	90	1995	AVX10X1100 AVX10X1140 AVX10X1225 AVX13X1825	ALT ALT, (PS) ALT, (AC) AC
-------------	-----------	----	------	--	-------------------------------------





LANCIA						
TREVI (828DB)						
					AVX13X1825 AVX13X825 CT542 CT652 CT652K1	PS, (AC) PS AIRC, 01/1983⇒ CA CA
2000 Volumex	08/83-05/85	828B7.000	99	1995	AVX10X1125 CT542 CT652 CT652K1	ALT AIRC CA CA
Y (840A)						
1.1	11/95-09/03	176B2.000	40	1108	3PK915 4PK673 4PK698 4PK841 CT973 CT997 CT973K1 CT997K1 CT997WP1	PS ALT, (AC) ALT, (AC) AC CA, ⇒MTR-NO 9042883 CA, MTR-NO 9042884⇒ CA, ⇒MTR-NO 9042883 CA, MTR-NO 9042884⇒ CA, MTR-NO 9042884⇒
1.2	03/96-09/03	840A3.000, 188A4.000	44	1242	3PK915 3PK915 4PK673 4PK698 4PK715 4PK841 4PK855 5PK1570 5PK1585 CT927 CT999 CT927K1 CT999K1 CT927WP1 CT999WP1	PS, ⇒07/2000 PS, (-AC), 08/2000⇒, ⇒07/2003 ALT, (AC), ⇒MTR-NO 714685 ALT, (AC), 11/1997⇒, CH-NO 3200924⇒ ALT, (AC), ⇒10/1997, ⇒CH-NO 3200923 AC, 11/1997⇒, ⇒07/2000, CH-NO 3200924⇒ AC, ⇒10/1997, ⇒CH-NO 3200923 ALT, PS, AC, 01/2002⇒, ⇒09/2003 ALT, PS, AC, 08/2000⇒, ⇒12/2001 CA, ⇒MTR-NO 9042882 CA, MTR-NO 9042883⇒ CA, ⇒MTR-NO 9042882 CA, MTR-NO 9042883⇒ CA, ⇒MTR-NO 9042882, MTR-CODE: 840 A3.000, ⇒04/1999 CA, MTR-NO 9042883⇒, ⇒07/2002
1.2 16V	10/00-09/03	188A5.000	59	1242	3PK915 4PK673 5PK1570 5PK1585 CT1049 CT1049K1 CT1049WP1	PS ALT, (AC) ALT, (AC), MTR-NO 616580⇒ ALT, (AC), ⇒MTR-NO 616579 CA CA CA
	04/97-09/03	176B9.000	63	1242	3PK915 4PK673 4PK715 4PK841 4PK855 CT1049 CT1049K1 CT1049WP1	PS ALT, (AC) ALT, (AC) AC, MTR-NO 3200924⇒ AC, ⇒MTR-NO 3200923 CA CA CA
1.4 12V	03/96-09/03	840A2.000, 840A4.000	55-59	1370	6PK1045 6PK1845 CT878 CT878K1	ALT, (AC) ALT, (AC) CA CA
Y10 (156)						
1.0 Fire, 1.0 Fire Allrad, 1.0 Fire KAT	03/85-02/92	156A2.000, 156A2.100, 156A2.246	32-37	999	AVX10X675 3PK690 CT503 CT503K1	ALT ALT CA CA
1.0 Turbo	03/85-02/89	156A1.000	62	1049	AVX10X1000 CT702	ALT CA





ContiTech



LANCIA

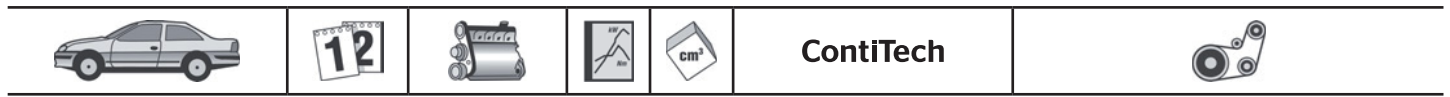
Y10 (156)						
↔	1.1 Avenue, 1.1 Avenue Allrad	01/95-12/95	176B2.000	40	1108	3PK690 ALT, (AC) 4PK673 ALT, (AC) 4PK815 AC, ⇨ MTR-NO 5088940 4PK825 AC, MTR-NO 5088941 ⇨ CT973 CA CT973K1 CA CT973WP1 CA
	1.1 ie., 1.1 ie Allrad, 1.1 ie. Fire, 1.1 ie. Fire Allrad	07/89-12/95	156C.000, 156C.046	37-42	1108	3PK690 ALT, (AC), 01/1992 ⇨ 4PK673 ALT, (AC), 01/1992 ⇨ 4PK815 AC, ⇨ MTR-NO 5088940 4PK825 AC, MTR-NO 5088941 ⇨ CT503 CA CT503K1 CA
	1.3 ie. Fire	11/87-12/95	156B.000, 146A5.046	53-56	1297-1301	AVX10X1000 ALT CT626 CA CT626K1 CA, ⇨ 02/1992

YPSILON (843)						
	1.2	10/03-12/11	188A4.000	44	1242	4PK665 ALT, (AC) 5PK1145 ALT, (AC) CT1115 CA, MTR-CODE: 188 A4.000, MTR-NO 2533529 ⇨ CT999 CA, MTR-CODE: 188 A4.000, ⇨ MTR-NO 2533528 CT1115K1 CA, MTR-CODE: 188 A4.000, MTR-NO 2533529 ⇨ CT999K1 CA, MTR-CODE: 188 A4.000, ⇨ MTR-NO 2533528 CT999WP1 CA, MTR-CODE: 188 A4.000, ⇨ MTR-NO 2533528
			188A5.000	59	1242	4PK673 ALT, (AC) 5PK1145 ALT, (AC) CT1049 CA CT1049K1 CA CT1049WP1 CA
	1.3 D Multijet	09/06-12/11	199A2.000	55	1248	6PK1180 ALT, (AC) 6PK1310 ALT, (AC) AP9035 ALT, (AC), (Valeo), OE-NO 51718499, 51784844, FOR ALT: 75A
			199A3.000	66-77	1248	6PK1180 ALT, (AC) 6PK1310 ALT, (AC) AP9035 ALT, (AC), (Valeo), OE-NO 51718499, FOR ALT: 75A
	1.3 JTD	10/03-12/11	188A9.000	51	1248	6PK1180 ALT, (AC) 6PK1310 ALT, AC AP9035 ALT, (AC), (Valeo), OE-NO 46823547, 51784845, FOR ALT: 90A
	1.4	02/06-12/11	350A1.000	57	1368	4PK665 ALT, (AC) 5PK1145 ALT, (AC) CT1115 CA CT1115K1 CA
	1.4 16V	10/03-12/11	843A1.000	70	1368	4PK673 ALT, (AC) 5PK1145 ALT, (AC) CT1049 CA CT1049K1 CA CT1049WP1 CA

YPSILON (846)						
	0.9 Twinair	05/11-	312A2.000	63	875	5PK1150 ALT, (AC)

ZETA (220)						
	2.0 16V	05/98-07/00	RFV (XU10J4R)	97	1998	6PK1165 ALT, PS, (-AC) 6PK1605 ALT, PS, AC CT955 CA CT955K1 CA
		07/00-09/02	RFN	100	1997	6PK1190 ALT, PS, (-AC) 6PK1705 ALT, PS, AC CT1138 CA CT1138K1 CA CT1138WP1 CA





LANCIA						
ZETA (220) ↔ 2.0 JTD	09/99-09/02	RHW (DW10ATED4)	80	1997	6PK1468 6PK1740 6PK1750 6PK1468D1 6PK1740D1 6PK1750D2 AP9038 VD1080 MS02 CT1063 CT1063K2 CT1063WP1	ALT, (AC) ALT, (AC), (SANDEN) ALT, (AC), (DELPHI) ALT, (AC) ALT, (AC), (SANDEN) ALT, (AC), (DELPHI) ALT, (Valeo), OE-NO 9621791480, FOR ALT: 150A, ALT, (Valeo), FOR ALT: 150A, OE-NO 9640878780, 9636060780 ONLY WITH VD1080 CA, MTR-CODE: RHW CA CA
	04/00-09/02	RHZ (DW10ATED)	80	1997	6PK1468 6PK1740 6PK1750 6PK1468D1 6PK1740D1 6PK1750D2 AP9038 VD1080 CT987 CT987K2 CT987WP1	ALT, (AC) ALT, (AC), (SANDEN) ALT, (AC), (DELPHI) ALT, (AC) ALT, (AC), (SANDEN) ALT, (AC), (DELPHI) ALT, (Valeo), OE-NO 9621791480, FOR ALT: 150A, ALT, (Valeo), FOR ALT: 150A, OE-NO 9640878780, 9636060780 CA CA CA
2.0 Turbo	05/95-09/02	RGX (XU10J2TE)	108	1998	6PK1070 6PK1075 6PK1165 6PK1605 6PK1660 CT754 CT754K1	ALT, PS, (-AC), FOR ALT: 70A, ↔02/1997 ALT, PS, (-AC), FOR ALT: 80A, FOR ALT: 90A, ↔02/1997 ALT, PS, (-AC), 03/1997↔ ALT, PS, AC, 03/1997↔ ALT, PS, AC, ↔02/1997 CA CA
2.1 TD	05/96-09/99	P8C	80	2088	6PK1105 6PK1740 VD1088 CT772 CT772K1 CT772WP1	ALT, PS, (-AC) ALT, PS, AC CA CA CA

LAND ROVER						
88/109 2.3	09/63-12/86	11H	51	2286	AVX10X1025 AVX10X1050 AVX10X913 AVX13X750 AVX13X800	ALT ALT, (AC) DYN, WP PS PS, (AC)
		10J, 23J	46	2286	AVX10X1025 AVX10X1050 AVX13X750 AVX13X800	ALT ALT, (AC) PS PS, (AC)
2.3 D	09/63-12/86	10J, 23J	46	2286	AVX10X1025 AVX10X1050 AVX10X675 AVX10X715 AVX13X750 AVX13X800 AVX13X925	ALT, ↔12/1983 ALT, (AC), 01/1983↔ VACP, 01/1983↔ VACP, (PS), (AC), 01/1983↔ PS, ↔12/1983 PS, (AC), 01/1983↔ AC, 01/1983↔, SP, (AC)





ContiTech



LAND ROVER

90/110 (DHMC)

↔ 2.5 TD	09/86-07/90	19J	63	2494	CT550 CT550K1	CA CA
----------	-------------	-----	----	------	--------------------------------	----------

DEFENDER (LD, LD_)

2.4 Td4	05/07-	244DT	90	2402	7PK2958	ALT, (AC)
2.5	09/90-12/94	17H	61	2495	AVX10X1025 AVX10X1050 AVX13X750 AVX13X800	ALT, (AC) ALT, (AC) PS, (-AC) PS, (AC)
2.5 90 TDI, 2.5 90, 110 TDI	09/90-	23L, 11L, 16L	83	2495	AVX10X1025 AVX13X725 4PK1325 7PK1580 7PK1593 CT952 CT953	ALT, MTR-CODE: 11L PS, MTR-CODE: 11L AC, MTR-CODE: 16L ALT, MTR-NO 16L25165⇒, MTR-CODE: 16L ALT, ⇒MTR-NO 16L25164, MTR-CODE: 16L CA, 01/1995⇒ CA, ⇒12/1994
2.5 D	09/90-09/01	12J	51	2495	AVX10X1025 AVX13X750 AVX13X800 CT550 CT550K1	ALT PS, (-AC) PS, (AC) CA CA
2.5 Td5	06/98-	10P, 14P	90	2495	7PK1715 7PK1801	ALT, (AC) ALT, AC

DEFENDER (LD, LD_)

2.5 Td5	06/98-	10P, 14P	90	2495	7PK1715 7PK1801	ALT, PS AC
---------	--------	----------	----	------	----------------------------------	---------------

DISCOVERY I (LJ, LG)

2.0 16 V	09/93-10/98		99	1994	6PK1370 6PK1750 CT803 CT803K1	ALT, (AC) ALT, (AC) CA CA
2.5 TDI	10/89-10/98	12L, 19L, 21L, 17L	83	2496	AVX10X613 AVX13X1025 AVX13X1350 CT953	ALT PS AC CA
3.5	10/89-06/94	22D	98-122	3528	AVX10X675 AVX13X1000 AVX13X1000 AVX13X925	ALT AC FAN PS
3.9 V8	09/93-10/98	36D, 35D	134	3947	7PK1855 7PK1867 7PK2255	ALT, (-AC), MTR-NO 36D50530, 38D32140⇒ ALT, (-AC), ⇒MTR-NO 36D50529, 38D32139 ALT, (AC), ⇒MTR-NO 36D50529, 38D32139

DISCOVERY II (LJ, LT)

2.5 Td5	01/99-06/04	10P	102	2495	7PK1715 7PK1801	ALT, (-AC), (-LC) ALT, AC, (-LC)
4.0 V8	11/98-06/04	56D	136	3950	7PK1775 7PK1855 7PK1867 7PK2255 7PK2345 7PK2710	MTR-CODE: 56D, ALT, (-AC), (-LC), ⇒06/2004 MTR-CODE: 35D/35L/37L, ALT, (-AC), MTR-NO 36D50530⇒, 38D32140⇒, ⇒12/1998 MTR-CODE: 35D/35L/37L, ALT, (-AC), ⇒MTR-NO 36D50529, 38D32139, ⇒12/1998 MTR-CODE: 35D/35L/37L, ALT, (AC), ⇒MTR-NO 36D50529, 38D32139 MTR-CODE: 35D/35L/37L, ALT, (AC), ⇒MTR-NO 36D50529, 38D32139 MTR-CODE: 56D, ALT, (AC), (-LC), ⇒06/2004 MTR-CODE: 56D, ALT, (AC), (LC)

DISCOVERY III (TAA)

2.7 TD	07/04-09/09	276DT	140	2720	8PK2092 CT1117 CT1117K1	ALT CA CA
--------	-------------	-------	-----	------	--	-----------------

DISCOVERY IV (LA)

2.7 TD	09/09-	276DT	140	2720	8PK2092 CT1117 CT1117K1	ALT CA CA
3.0 SDV6, 3.0 TD	09/09-	306DT, 30DDTX	155-	2993	CT1117	CA



LAND ROVER



LAND ROVER						
DISCOVERY IV (LA)						
			183		CT1118 CT1117K1 CT1118K1	INJP CA INJP
FREELANDER (LN)						
1.8 16V, 1.8 i 16V	02/98-10/06	18K4F	86-88	1796	3PK750 5PK1190 5PK1200 5PK736 CT929 CT974 CT929K2 CT974K1	PS ALT, AC, ⇨ CH-NO YA999999 ALT, AC, CH-NO 1A000001⇨ ALT, (-AC) CA, (MANL-TP) CA, (AUTOM-TP) CA, (MANL-TP) CA, (AUTOM-TP)
2.0 DI	02/98-11/00	20T2N	72	1994	6PK1185 6PK1460 CT1041 CT1042 CT1041K1 CT1042K1	ALT ALT, AC CA, MTR-NO 18N000243⇨, 17N000187⇨ INJP CA, MTR-NO 18N000243⇨, 17N000187⇨ INJP
2.0 Td4	11/00-10/06	204D3, M47	80-82	1951	5PK2030 5PK875 VD1087	ALT AC MTR-CODE: M47
2.5 V6	11/00-10/06	25K4F	130	2497	6PK1285 6PK1560 CT1096 CT1097 CT1096K1	ALT, (-AC) ALT, (AC) CA CA, 2x CA
FREELANDER 2 (FA_)						
2.2 SD4, 2.2 TD4	10/06-	224DT, DW12BTED4	110- 140	2179	AP9023	ALT, (Bosch), FOR ALT: 150A, OE-NO LR002899, LR007088, ALT-No: 0 121 615 021, FOR ALT: 180A, OE-NO LR001200, LR007090, ALT-No: 0 121 715 024
2.2 TD4	10/06-	224DT	112- 118	2179	6PK1743 AP9023 CT1142 CT1142K1	ALT ALT, (Bosch), FOR ALT: 150A, OE-NO LR002899, LR007088, ALT-No: 0 121 615 021, FOR ALT: 180A, OE-NO LR001200, LR007090, ALT-No: 0 121 715 024 CA CA
3.2	10/06-	B6324S	171	3192	6PK1200	ALT
FREELANDER Soft Top						
1.8 i 16V	02/98-10/06	18K4F	88	1796	3PK750 5PK1190 5PK1200 5PK736 CT929 CT974 CT929K2 CT974K1	PS ALT, AC, ⇨ CH-NO YA999999 ALT, AC, CH-NO 1A000001⇨ ALT, (-AC) CA, (MANL-TP) CA, (AUTOM-TP) CA, (MANL-TP) CA, (AUTOM-TP)
2.0 DI	02/98-10/06	20T2N	72	1994	6PK1185 6PK1460 CT1041 CT1042 CT1041K1 CT1042K1	ALT ALT, AC CA, MTR-NO 18N000243⇨, 17N000187⇨ INJP CA, MTR-NO 18N000243⇨, 17N000187⇨ INJP
RANGE ROVER I (AE, AN, HAA, HAB, HAM, HBM, RE, RN)						
2.4 Diesel	04/86-12/90	11A	78	2376	AVX10X675 AVX13X1000 AVX13X1175 AVX13X1200 AVX13X875	AC ALT, (AC) ALT, (LHD) ALT PS
2.5 TDi	09/91-04/94	14L	83	2495	AVX13X1350 4PK841	AC PS





ContiTech



LAND ROVER

RANGE ROVER I (AE, AN, HAA, HAB, HAM, HBM, RE, RN)

↔					∞	5PK1140	ALT, (LHD)
3.5 Vogue	08/81-09/90	11D	93	3528	∞	AVX10X1225	ALT
					∞	AVX10X675	ALT, (AC)
					∞	AVX13X1000	AC
					∞	AVX13X1000	FAN, (AC)
					∞	AVX13X850	AC
					∞	AVX13X925	PS
					∞	AVX13X925	JP, (AC)
3.5, 3.5 Vogue	10/85-09/90	24D, 25D, 31D	107-120	3528	∞	AVX10X675	ALT
					∞	AVX13X1000	FAN
					∞	AVX13X1000	AC
					∞	AVX13X925	PS
					∞	AVX13X925	JP
3.9 KAT, 3.9 Vogue SEI	11/88-07/94	35D, 36D, 37D, 38D	127-134	3950	∞	AVX10X675	ALT, ⇨04/1992
					∞	AVX13X1000	AC
					∞	AVX13X1000	FAN
					∞	AVX13X925	PS
					∞	AVX13X925	JP
					∞	4PK1260	ALT, 05/1992⇨
					∞	7PK2255	AC, (PS)
4.3 Vogue LSE	09/92-07/94	40D	149	4275	∞	AVX13X1000	AC
					∞	AVX13X1000	FAN
					∞	AVX13X925	PS
					∞	AVX13X925	JP
					∞	4PK1260	ALT, 05/1992⇨
					∞	7PK2255	AC, (PS)

RANGE ROVER II (LP)

2.5 D	08/94-03/02	14L	83	2496	∞	4PK841	AC, OE-NO STC3397, 1128 2245850
					∞	4PK855	AC, OE-NO STC2326
					∞	5PK1815	ALT, MTR-CODE: BMW
					🔧	CT952	CA
2.5 TD	07/94-03/02	256T (BMW)	100	2497	∞	4PK841	AC, MTR-CODE: BMW
					∞	4PK855	AC, OE-NO STC2326
					∞	5PK1815	ALT, MTR-CODE: BMW
3.9	07/94-03/02	42D	140	3947	∞	7PK1867	ALT, (AC), ⇨CH-NO WA410481
					∞	7PK2337	ALT, (AC), CH-NO XA410482⇨, OE-NO PQS101630
4.0	06/98-03/02		136	3950	∞	7PK1867	ALT, (AC), ⇨CH-NO WA410481
					∞	7PK2337	ALT, (AC), CH-NO XA410482⇨, OE-NO PQS101630
4.6	07/94-03/02	46D, 60D	160-165	4553-4554	∞	7PK1867	ALT, (AC), ⇨CH-NO WA410481
					∞	7PK2337	ALT, (AC), CH-NO XA410482⇨, OE-NO PQS101630

RANGE ROVER III (LM)

3.0 TD 6	03/02-08/12		130	2926	∞	5PK2020	ALT
					∞	5PK813	AC

RANGE ROVER SPORT (LS)

2.7 TDVM	02/05-	276DT	140	2720	∞	8PK2092	ALT, OE-NO PQS500370
					🔧	CT1117	CA
3.0 TD, 3.0 TD V6	09/09-	30DDTX, 306DT	155-183	2993	🔧	CT1117	CA
					🔧	CT1118	INJP
					🔧	CT1117K1	CA
					🔧	CT1118K1	INJP
3.6 TD 8	04/06-	368DT	200	3628	∞	8PK1955	ALT

LDV

MAXUS

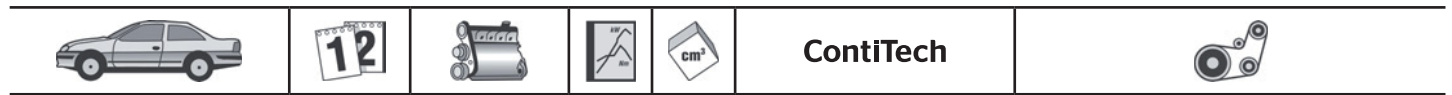
2.5 CDi	02/05-12/08	VM39C, VM40C	70-88	2499	🔧	CT1123	CA
					🔧	CT1123K1	CA

LEXUS

ES (F1, F2)

250	12/89-09/91	2VZ-FE	118	2507	∞	3PK760	PS
					∞	6PK1050	ALT
300	09/91-12/97	3VZ-FE	138	2959	∞	4PK800	PS





LEXUS							
ES (F1, F2)							
					∞	6PK1050	ALT
					▲▲▲	CT852	CA
GS (GRS19_, UZS19_, GWS19_)							
300	04/05-11/11	3GR-FSE	183	2995	∞	7PK1549	ALT
430	04/05-11/11	3UZ-FE	208	4293	∞	6PK2120	ALT
					▲▲▲	CT1147	CA
450 h	02/06-11/11	2GR-FSE	218	3456	∞	6PK1930	ALT
GS (JZS147)							
300	03/93-08/97	2JZ-GE	156	2997	∞	6PK1940	ALT, (AC), (PS)
GS (UZS161, JZS160)							
400	12/97-11/00	1UZ-FE	216	3969	∞	6PK2241	ALT
					▲▲▲	CT1147	CA
430	11/00-03/05	3UZ-FE	208	4293	∞	6PK2241	ALT
					▲▲▲	CT1147	CA
IS I / IS SportCross (JCE1_, GXE1_)							
200	04/99-10/05	1G-FE	114	1988	∞	3PK890	PS
					∞	4PK1070	ALT
					∞	4PK900	AC
					▲▲▲	CT876	CA
IS II (GSE2_, ALE2_, USE2_)							
220 d	10/05-	2AD-FHV	130	2231	∞	7PK1867	ALT
250	10/05-	4GR-FSE	153	2499	∞	7PK1549	ALT
IS F	11/07-	2UR-GSE	311	4969	∞	6PK2055	ALT
LS (UCF10)							
400	12/89-12/94	1UZ-FE	180	3969	∞	6PK2241	ALT
LS (UCF20)							
400	12/94-10/00	1UZ-FE	194- 216	3969	∞	6PK2230	ALT
					∞	6PK2245	ALT, (LHD)
					▲▲▲	CT1147	CA, 07/1997⇒
LS (UCF30)							
430	10/00-08/06	3UZ-FE	207	4293	∞	6PK2241	ALT
					▲▲▲	CT1147	
LS (UVF4_, USF4_)							
460	04/06-	1UR-FSE	280	4608	∞	6PK2100	ALT
600 h	08/07-	2UR-FSE	290	4969	∞	4PK915	ALT
RX (MCU15)							
300, 300 Allrad	07/00-05/03	1MZ-FE	148	2995	∞	4PK875	PS
					∞	6PK1038	ALT
					▲▲▲	CT1029	CA
RX (MHU3_, GSU3_, MCU3_)							
3.3, 3.3 AWD	04/03-12/08	3MZ-FE	171	3311	▲▲▲	CT1029	CA
300	05/03-12/08	1MZ-FE	150	2995	∞	4PK875	PS
					∞	6PK1038	ALT
					▲▲▲	CT1029	CA
350 AWD	02/06-12/08	2GR-FE	203	3456	∞	6PK1038	ALT
400h, 400h AWD	09/04-12/08	3MZ-FE	155	3311	▲▲▲	CT1029	CA, 04/2005⇒
SC (UZZ40_)							
430	05/01-07/10	3UZ-FE	210	4293	∞	6PK2230	ALT, 08/2005⇒
					∞	6PK2260	ALT, ⇒08/2005
					▲▲▲	CT1147	CA

LINCOLN							
NAVIGATOR							
5.4, 5.4 Allrad	05/97-12/02		224	5403	∞	6PK2490	ALT, (>2002)
					∞	6PK2498	ALT, (2002), (U27H/U28H)
					∞	6PK2550	ALT, (2003, 2004), (U27H/U28H)

LOTUS							
ELISE							
1.8	05/02-		118	1796	∞	5PK1200	ALT, AC
					∞	5PK736	ALT, (-AC)
					▲▲▲	CT1112	CA
					▲▲▲	CT929	CA
					▲▲▲	CT929K2	CA





ContiTech



LOTUS

ELISE

↔	11/02-	2ZZ-GE	140	1796		6PK1940	ALT
1.8 16V	08/95-11/00	18K4F	88	1796	 	5PK736 CT1112 CT929	ALT, (-AC) CA CA
111 S	03/99-11/00	18K4K	107	1796	 	5PK1200 5PK736 CT1112 CT929 CT929K2	ALT, AC ALT, (-AC) CA CA CA
EXIGE (SCC.) 1.8 265 E	08/06-06/12		197	1796		AP9005	ALT, (Bosch), FOR ALT: 150A, OE-NO 1231 7 550 967, 1231 7 551 254, FOR ALT: 180A, OE-NO 1231 7 551 256, 1231 7 555 926

MARUTI

800 0.8	01/91-12/06	F8B	26	796	 	AVX10X838 CT680 CT680K2	ALT CA CA
-------------------	-------------	-----	----	-----	----------	--	-----------------

MASERATI

BITURBO (70, 77) 2.24V	03/89-12/94	475	180	1996		CT837	CA
222	01/89-10/89	471.	162	1996		CT837	CA
GHIBLI II 2.0 24V Biturbo	05/92-		225	1996		CT837	CA
2.8 24V Biturbo	06/92-		209	2790		CT837	CA

MAZDA

121 I (DA) 1.1	10/87-10/90	B1, B116	42	1139	 	AVX10X888 CT1024 CT603 CT1024K1 CT603K1	ALT CA, CH-NO 124779⇔ CA, ⇔CH-NO 124778 CA, 01/1990⇔ CA, ⇔12/1989
1.3	10/87-11/90	B3	40-44	1324	 	AVX10X888 CT1024 CT603 CT1024K1 CT603K1	ALT CA, CH-NO 124779⇔ CA, ⇔CH-NO 124778 CA, CH-NO 124779⇔ CA, ⇔CH-NO 124778
121 II (DB) 1.3 16V, 1.3 i 16V	11/90-03/96	B3 (16V)	39-53	1324	 	4PK850 4PK875 4PK875 4PK962 CT1024 CT603 CT1024K1	PS ALT AC PS, (AC) CA, CH-NO 124779⇔ CA, ⇔CH-NO 124779 CA
121 III (JASM, JBSM) 1.25	03/96-04/03	DHF, DHG	55	1242	 	6PK1180 6PK1750 6PK1775 CT881 CT881K1 CT881K2 CT881K4 CT881WP1	ALT ALT, PS ALT, AC CA CA, ⇔02/1997 CA, 05/1998⇔ CA, 03/1997⇔, ⇔04/1998 CA, 05/1998⇔
1.3	03/96-04/03	J4R, J4T, JJK, JJM	37-44	1299	 	6PK1440 6PK1733 6PK1900 6PK862	ALT, (-PS), (AC) ALT, (PS), (-AC) ALT, (PS), (AC) ALT, (-PS), (-AC)
1.8 D	03/96-04/03	RTJ, RTK	44	1753		5PK1140	ALT, (PS), (AC)





MAZDA						
121 III (JASM, JBSM)						
					5PK675 5PK884 CT901(SET) CT901K2 CT901K3 CT901WP1	PS ALT, (PS), (-AC) CA CA, ⇨ 12/1997 CA, 01/1998⇨ CA, 01/1998⇨
2 (DE)						
1.3	10/07-	ZJ-VE	55-63	1349	6PK1840	ALT
1.4 MZR-CD	01/08-		50	1399	6PK800 6PK976 AP9019 VD1094 CT1063 CT1063K1 CT1063WP2	ALT, (AC) ALT, (AC) ALT, (Valeo), FOR ALT: 120A, OE-NO Y405-18-300, FOR ALT: 150A, OE-NO Y406-18-300 CA CA CA
1.5	10/07-	ZY-VE, ZY-DE	76	1498	6PK1845	ALT
1.6 MZ-CD	10/08-		66	1560	AP9019	ALT, (Valeo), FOR ALT: 120A, OE-NO Y405-18-300, FOR ALT: 150A, OE-NO Y406-18-300
	06/11-		70	1560	6PK976 VD1096 CT1162	ALT CA
2 (DY)						
1.25	04/03-	FUJA	55	1242	5PK690 ELAST 6PK1019 ELAST 6PK1042 ELAST 6PK1019 ELAST T1 6PK1042 ELAST T1 CT881 CT881K2 CT881K3 CT881K5 CT881WP1 CT881WP2	PS, (AC) ALT, (AC) ALT, (AC) ALT, (PS), (AC) ALT, (PS), (-AC) CA CA, ⇨ 04/2005 CA, 05/2005⇨, ⇨ 08/2009 CA, 08/2009⇨ CA, ⇨ 04/2005 CA, 02/2005⇨, ⇨ 08/2009
1.4	04/03-	FXJA	59	1388	5PK690 ELAST 6PK1019 ELAST 6PK1042 ELAST 6PK1019 ELAST T1 6PK1042 ELAST T1 CT881 CT881K2 CT881K3 CT881K5 CT881WP1 CT881WP2	PS, (AC) ALT, (AC) ALT, (AC) ALT, (PS), (AC) ALT, (PS), (-AC) CA CA, ⇨ 02/2005 CA, 02/2005⇨, ⇨ 08/2009 CA, 08/2009⇨ CA, ⇨ 02/2005 CA, 02/2005⇨, ⇨ 08/2009
1.4 CD	04/03-	F6JA, F6JB	50	1399	6PK1345 6PK1705 AP9038 VD1094 CT1063 CT1063K1 CT1063WP2	ALT, (AC) ALT, (AC) ALT, (Valeo), FOR ALT: 150A, OE-NO Y402-18-300, ALT-No: SG15S019 CA CA CA, ⇨ 05/2004
1.6	04/03-	FYJA	74	1596	5PK690 ELAST 6PK1019 ELAST 6PK1042 ELAST 6PK1019 ELAST T1 6PK1042 ELAST T1 CT881 CT881K2 CT881K3	PS, (AC) ALT, (AC) ALT, (AC) ALT, (PS), (AC) ALT, (PS), (-AC) CA CA, ⇨ 02/2005 CA, 02/2005⇨, ⇨ 08/2009





ContiTech



MAZDA

2 (DY)



CT881K5
CT881WP1
CT881WP2

CA, 08/2009⇒
CA, ⇒02/2005
CA, 02/2005⇒, ⇒08/2009

3 (BK)

1.4	02/04-06/09	FXJA	59	1388	5PK690 ELAST 6PK1019 ELAST 6PK1042 ELAST 6PK1019 ELAST T1 6PK1042 ELAST T1 CT881 CT881K2	PS, (AC) ALT, (AC) ALT, (-AC) ALT, (PS), (AC) ALT, (PS), (-AC) CA CA
	10/03-06/09	ZJ-VE	62	1349	6PK2013 6PK2013	ALT, (AC) ALT, (-AC)
1.6	10/03-06/09	B6ZE	77	1598	6PK2013	ALT
	02/04-	Z6	77	1598	6PK2013 6PK2013	ALT, (AC) ALT, (-AC)
1.6 DI Turbo	06/04-	Y601	80	1560	6PK800 6PK976 AP9029 VD1094 CT1092 CT1092K1 CT1092WP1	ALT, (-AC) ALT, AC ALT, (Denso), FOR ALT: 120A, OE-NO Y601-18-300 CA CA CA
2.0	10/03-	LF17	110	1999	5PK694 ELAST 5PK716 ELAST 6PK1306 5PK694 ELAST T1 5PK716 ELAST T1	AC, (AUTOM) AC, (MANL) ALT AC, (AUTOM) AC, (MANL)
2.0 MZR-CD	12/06-	RF7J	105	1998	8PK1226 AP9049 CT1136 CT1136K1	ALT ALT, (Mitsubishi), FOR ALT: 90A, OE-NO RF7J-18-330A CA CA
2.3, 2.3 MPS	06/00-06/09	L3-VDT, L3-VE, L3N9	126-191	2261	6PK2315	ALT

3 (BL)

1.6 MZR	06/09-	Z6	77	1598	6PK1863	ALT
1.6 MZR CD	11/10-		85	1560	AP9029 VD1096 CT1162	ALT, (Denso), FOR ALT: 120A, OE-NO Y601-18-300 CA
1.6 MZR-CD	06/09-	Y601	80	1560	6PK976 AP9019 AP9029 CT1092	ALT ALT, (Valeo), FOR ALT: 120A, OE-NO Y405-18-300, FOR ALT: 150A, OE-NO Y406-18-300 ALT, (Denso), FOR ALT: 120A, OE-NO Y601-18-300 CA
2.0 MZR	06/09-	LF17, LF-DE	110	1999	5PK694 ELAST 5PK716 ELAST 6PK1306 5PK694 ELAST T1 5PK716 ELAST T1	AC, (AUTOM) AC, (MANL) ALT AC, (AUTOM) AC, (MANL)
2.2 MZR-CD	06/09-	R2AA	110-136	2184	AP9049	ALT, (Mitsubishi), FOR ALT: 110A, OE-NO R2AA-18-300A, R2AA-18-300B

323 C IV (BG)

1.3, 1.3 16V	09/89-07/94	B3E, B3 (16V)	49-54	1324	AVX13X900 4PK1000 4PK885 4PK890 CT1024 CT1024K1	ALT AC, (PS) AC, (-PS) PS CA CA
1.6, 1.6 16V	09/89-10/94	B6, B6E	62-65	1598	AVX13X900 4PK1000	ALT AC, (PS)





MAZDA

323 C IV (BG)

					∞ 4PK885 ∞ 4PK890 ▲▲▲ CT1024 ▲▲▲ CT1024K1	AC, (-PS) PS CA CA
1.7 D	08/89-07/94	PN54	41	1720	∞ AVX13X1075 ∞ AVX13X900 ∞ AVX13X925 ▲▲▲ CT592	PS, (AC) ALT PS, (TP) CA
1.8 16V	09/89-03/93	BP22, BP31	103	1840	∞ AVX13X900 ∞ 4PK1015 ∞ 4PK890 ▲▲▲ CT1024 ▲▲▲ CT769 ▲▲▲ CT1024K1 ▲▲▲ CT769K1	ALT PS, (AC) PS, (-AC) CA, CAMSHFT: SOHC/OHC CA, CAMSHFT: DOHC CA, CAMSHFT: SOHC/OHC CA, CAMSHFT: DOHC
1.8 16V 4WD	11/91-12/93	BP	76	1840	∞ AVX13X900 ∞ 4PK1015 ∞ 4PK890 ▲▲▲ CT1024 ▲▲▲ CT1024K1	ALT AC PS CA CA
1.8 16V GT, .8 16V Turbo 4WD	09/89-07/94	BP (DOHC), BPTurbo	94-136	1840	∞ AVX13X900 ∞ 4PK1015 ∞ 4PK890 ▲▲▲ CT769 ▲▲▲ CT769K1	ALT AC PS CA CA

323 CV (BA)

1.3 16V	08/94-09/98	B3 (16V)	54	1324	∞ 4PK1000 ∞ 4PK875 ∞ 4PK885 ∞ 4PK890 ∞ 4PK990 ▲▲▲ CT1024 ▲▲▲ CT1024K1	PS, (AC), (JCS) AC, ⇨CH-NO 344369 ALT PS, (-AC) PS, (AC), (MANA) CA CA
1.5 16V	08/94-09/98	Z5-DE	65	1489	∞ 4PK1000 ∞ 4PK885 ∞ 4PK890 ∞ 4PK990 ▲▲▲ CT1047 ▲▲▲ CT899 ▲▲▲ CT1047K1 ▲▲▲ CT899K1	PS, (AC), (AIRC) ALT PS, (-AC) PS, (AC), (-AIRC) CA, CH-NO BA1-...605121⇨ CA, ⇨CH-NO BA1-...605120 CA, CH-NO BA1-...605121⇨ CA, ⇨CH-NO BA1-...605120
1.8 16V	08/94-09/98	BP-ZE	84	1840	∞ 4PK1000 ∞ 4PK885 ∞ 4PK890 ∞ 4PK990 ▲▲▲ CT769 ▲▲▲ CT769K1	AC, (PS), (JCS) ALT PS, (-AC) AC, (PS), (MANA) CA CA

323 F IV (BG)

1.6, 1.6 16V	09/89-10/94	B6, B6E	62-65	1598	∞ AVX13X900 ∞ 4PK1000 ∞ 4PK885 ∞ 4PK890 ▲▲▲ CT1024 ▲▲▲ CT1024K1	ALT AC, (PS) AC, (-PS) PS CA CA
1.8 16V	09/89-03/93	BP31	103	1840	∞ AVX13X900 ∞ 4PK1015 ∞ 4PK890 ▲▲▲ CT769 ▲▲▲ CT769K1	ALT PS, (AC) PS, (-AC) CA, CAMSHFT: DOHC CA, CAMSHFT: DOHC
1.8 16V GT	08/89-07/94	BP (DOHC)	94	1840	∞ AVX13X900 ∞ 4PK1015	ALT AC



ContiTech



MAZDA

MAZDA

323 F IV (BG)

					4PK890 PS CT769 CA CT769K1 CA
1.8 16V, 1.8 4WD	08/89-07/94	BP, BPC	76	1840	AVX13X900 ALT 4PK1000 AC 4PK890 PS CT1024 CA CT1024K1 CA

323 F V (BA)

1.5 16V	07/94-09/98	Z5-DE	65	1489	4PK1000 PS, (AC), (AIRC) 4PK885 ALT 4PK890 PS, (-AC) 4PK985 PS, (AC), (-AIRC) CT1047 CA, CH-NO BA1...605121⇔ CT899 CA, ⇔CH-NO BA1...605120 CT1047K1 CA, CH-NO BA1...605121⇔ CT899K1 CA, ⇔CH-NO BA1...605120
1.8 16V	08/94-09/98	BP-ZE	84	1840	4PK1000 PS, (AC), (JCS) 4PK885 ALT 4PK890 PS, (-AC) 4PK990 PS, (AC), (MANA) CT769 CA CT769K1 CA
2.0 24V	08/94-09/98	KF	106	1995	4PK925 PS 5PK1015 ALT, AC 5PK860 ALT CT829 CA CT829K1 CA

323 F VI (BJ)

1.4	01/01-05/04	B3 (16V)	53	1324	4PK1000 PS, (AC) 4PK885 ALT 4PK890 PS, (-AC) CT1024 CA CT1024K1 CA
1.4 16V	09/98-01/01	B3ME	54	1324	4PK1000 PS, (AC), ⇔CH-NO BA...344 369 4PK850 AC, (-PS), (-AIRF), CH-NO BA...344 370⇔ 4PK870 AC, (-PS), ⇔CH-NO BA...344 369 4PK885 ALT 4PK890 AC, (-PS), CH-NO BA...344 370⇔, (AIRF) 4PK990 PS, (AC), CH-NO BA...344 370⇔ CT1024 CA CT1024K1 CA
1.5 16V	09/98-01/01	ZL06, ZL05	65	1498	4PK1000 PS, (AC) 4PK885 ALT 4PK890 PS, (-AC) CT1047 CA CT1047K1 CA
1.6	01/01-05/04	ZM	70-72	1598	4PK1000 PS, (AC) 4PK885 ALT 4PK890 PS, (-AC) CT1047 CA CT1047K1 CA
1.9 16V	09/98-01/01	FP55	84	1840	4PK920 ALT 5PK1030 PS, (-AC) 5PK1165 PS, (AC) CT972 CA CT972K1 CA
2.0	01/01-05/04	FS7E, FS7G	96	1991	4PK920 ALT 5PK1030 PS, (-AC) 5PK1165 PS, AC CT787 CA





MAZDA

MAZDA							
323 F VI (BJ)							
↕	2.0 D	09/98-05/04	RF1G	52	1998	CT787K1 CA AVX10X1050 ALT, AC, 2x AVX10X888 ALT, (AC), 2x AVX13X850 VACP, 2x CT1103 CA	
	2.0 TD	01/01-05/04	RF4F	74	1998	2X12,7X1057La ALT, (AC) CT1133 CA CT1133K1 CA CT1133K2 CA	
						2X12,7X1057La ALT, (AC) AVX13X835 VACP CT1133 CA CT1133K1 CA CT1133K2 CA	
						2X12,7X1057La ALT, (AC) AVX13X835 VACP CT1133 CA CT1133K1 CA CT1133K2 CA	
	09/98-01/01		66	1998	2X12,7X1057La ALT, (AC) AVX13X835 VACP CT1133 CA CT1133K1 CA CT1133K2 CA		
	323 I (FA)						
↕	1.4	05/78-08/82	UC	51	1415	AVX10X960 ALT AVX13X1125 AC 4PK1045 PS 4PK1190 AC, (PS) CT1024 CA, CH-NO BF563074⇨ CT603 CA, ⇨CH-NO BF563073	
	1.5	04/82-05/86	D5	52	1490	AVX10X960 ALT AVX13X1125 AC 4PK1045 PS 4PK1190 AC, (PS) CT1024 CA, CH-NO BF563074⇨ CT603 CA, ⇨CH-NO BF563073	
323 II (BD)							
↕	1.1	11/80-10/85	E1	40	1071	AVX10X960 ALT AVX13X1125 AC 4PK1045 PS 4PK1190 AC, (PS) CT1024 CA, CH-NO BF563074⇨ CT603 CA, ⇨CH-NO BF563073	
	1.3	11/80-10/89	E3	44-50	1296	AVX10X960 ALT AVX13X1125 AC CT1024 CA, CH-NO BF...563074⇨ CT603 CA, ⇨CH-NO BF...563073 CT1024K1 CA, CH-NO BF...563074⇨ CT603K1 CA, ⇨CH-NO BF...563073	
	1.5	11/80-09/86	E5	55-65	1490	AVX10X960 ALT AVX13X1125 AC 4PK1045 PS 4PK1190 AC, (PS) CT1024 CA, CH-NO BF563074⇨ CT603 CA, ⇨CH-NO BF563073	
						AVX10X960 ALT AVX13X1125 AC 4PK1045 PS 4PK1190 AC, (PS) CT1024 CA, CH-NO BF563074⇨ CT603 CA, ⇨CH-NO BF563073	
323 III (BF, BW)							
↕	1.1	09/85-10/89	E1	40	1071	AVX10X888 ALT, 04/1987⇨ AVX10X960 ALT, ⇨04/1987 AVX13X1125 AC, ⇨04/1987 4PK1045 PS, ⇨04/1987 4PK1190 AC, ⇨04/1987, (PS) 4PK875 PS, 04/1987⇨ 4PK890 AC, 04/1987⇨ 4PK890 PS, 04/1987⇨ 4PK985 AC, 04/1987⇨, (PS) CT1024 CA, CH-NO BF563074⇨ CT603 CA, ⇨CH-NO BF563073	
	1.3	08/85-05/89	E3	44	1296	AVX10X888 ALT, 04/1987⇨ AVX10X960 ALT, ⇨04/1987 AVX13X1125 AC, ⇨04/1987	





MAZDA

323 III (BF, BW)



					4PK1045 4PK1190 4PK875 4PK890 4PK890 4PK985 CT1024 CT603	PS, ⇨04/1987 AC, ⇨04/1987, (PS) PS, 04/1987⇨ AC, 04/1987⇨ PS, 04/1987⇨ AC, 04/1987⇨, (PS) CA, CH-NO BF563074⇨ CA, ⇨CH-NO BF563073
1.4	09/87-10/89	B3	44	1324	AVX10X888 4PK875 4PK890 4PK990 CT1024 CT603 CT1024K1 CT603K1	ALT PS AC AC, (PS) CA, CH-NO BF563074⇨ CA, ⇨CH-NO BF563073 CA, CH-NO BF563074⇨ CA, ⇨CH-NO BF563073
1.5	08/85-09/91	B50, B53, B5, E5	54-55	1490-1498	AVX10X888 AVX10X960 AVX13X1125 AVX13X900 4PK1045 4PK1190 4PK875 4PK890 4PK890 4PK985 CT1024 CT603 CT1024K1 CT603K1	ALT, 04/1987⇨ ALT, ⇨04/1987 AC, ⇨04/1987 ALT, 01/1989⇨ PS, ⇨04/1987 AC, ⇨04/1987, (PS) PS, 04/1987⇨ PS, 04/1987⇨ AC, 04/1987⇨ AC, 04/1987⇨, (PS) CA, CH-NO BF563074⇨ CA, ⇨CH-NO BF563073 CA, CH-NO BF563074⇨ CA, ⇨CH-NO BF563073
1.5 i	08/85-05/89	E5E3	70	1490	CT1024 CT603 CT1024K1 CT603K1	CA CA CA, CH-NO BF563074⇨ CA, ⇨CH-NO BF563073
1.5 i Turbo	08/85-05/89	E5E2	85	1490	AVX10X888 AVX10X960 AVX13X1125	ALT, 03/1987⇨ ALT, ⇨03/1987 AC, ⇨03/1987
1.6	09/87-10/89	B68	54	1597	AVX10X888 4PK875 CT1024 CT602 CT603 CT1024K1 CT603K1	ALT, ⇨01/1989 PS, ⇨01/1989 CA, CH-NO BF563074⇨ CA, ⇨CH-NO BF143149 CA, CH-NO BF143150⇨, ⇨CH-NO BF563073 CA, CH-NO BF563074⇨ CA, ⇨CH-NO BF563073
	09/86-10/95	B6E, B65M, B6 (SOHC)	63	1598	AVX10X888 AVX13X900 4PK875 CT1024 CT602 CT603 CT1024K1 CT603K1	ALT, ⇨01/1989 ALT, 01/1989⇨ PS, ⇨01/1989 CA, CH-NO BF563074⇨ CA, ⇨CH-NO BF143149 CA, CH-NO BF143150⇨, ⇨CH-NO BF563073 CA, CH-NO BF563074⇨ CA, ⇨CH-NO BF563073
1.6 4x4	05/90-03/93	B6E, B65M	63	1598	AVX13X900 4PK890 4PK890 CT1024 CT603 CT1024K1 CT603K1	ALT AC PS CA, CH-NO BF563074⇨ CA, ⇨CH-NO BF563073 CA, CH-NO BF563074⇨ CA, ⇨CH-NO BF563073
1.6 GT	08/85-08/93	B6 (SOHC)	63-77	1597-	AVX10X888	ALT





MAZDA

323 III (BF, BW)



					AVX13X900 ALT, 01/1989⇨ 4PK875 PS 4PK890 PS 4PK890 AC 4PK985 PS, (AC) 4PK985 AC, (PS) CT1024 CA, CH-NO BF-563074⇨ CT602 CA, ⇨CH-NO BF-143149 CT603 CA, CH-NO BF-143150⇨, ⇨CH-NO BF-563073 CT1024K1 CA, CH-NO BF-563074⇨ CT603K1 CA, CH-NO BF-143150⇨, ⇨CH-NO BF-563073
1.6 GT Turbo, 1.6 GT Turbo 4WD	10/85-08/93	B6T	103-110	1597-1598	AVX10X888 ALT, ⇨05/1989 4PK875 PS, (-AC), ⇨05/1989 4PK890 PS, (-AC), ⇨05/1989 4PK975 PS, (AC), ⇨05/1989 CT1024 CA, CH-NO BF400000⇨ CT602 CA, ⇨CH-NO BF143148 CT603 CA, CH-NO BF143149⇨, ⇨CH-NO BF400000 CT769K1 CA
1.7 D	04/86-05/89	PN27	40	1720	AVX13X1075 PS, AC AVX13X875 ALT AVX13X900 ALT, 01/1989⇨ AVX13X925 PS, (TP) CT592 CA
	01/87-05/89	PN46	42	1720	AVX13X1060 PS, (AC) AVX13X875 ALT AVX13X925 PS CT592 CA
	11/86-03/93	PN26, PN54	40-42	1720	AVX13X1075 PS, (AC) AVX13X875 ALT AVX13X900 ALT, 01/1989⇨ AVX13X925 PS, (TP) CT592 CA

323 IV (BG)

1.3, 1.3 16V	09/89-07/94	B3E, B383, B3 (16V)	49-54	1324	AVX13X900 ALT 4PK1000 AC, (PS) 4PK885 AC, (-PS) 4PK890 PS CT1024 CA CT1024K1 CA
1.6, 1.6 16V	09/89-10/94	B6, B6E	62-65	1598	AVX13X900 ALT 4PK1015 AC, (PS) 4PK885 AC, (-PS) 4PK890 PS CT1024 CA CT1024K1 CA
1.7 D	08/89-07/94	PN46, PN54, PN62	41	1720	AVX13X1050 PS, (AC) AVX13X900 ALT AVX13X925 PS, (-AC) CT592 CA
1.8 16V	08/89-07/94	BP52	76	1840	AVX13X900 ALT 4PK1015 AC 4PK890 PS CT1024 CA CT1024K1 CA
1.8 16V 4WD	09/91-07/94	BP52	76	1840	CT1024 CA CT1024K1 CA
1.8 16V GT	06/89-07/94	BP (DOHC)	94	1840	AVX13X900 ALT 4PK1015 PS, (AC) 4PK890 PS, (-AC) CT1024 CA, CAMSHFT: SOHC/OHC





MAZDA

323 IV (BG)

					CT769 CT1024K1 CT769K1	CA, CAMSHFT: DOHC CA, CAMSHFT: SOHC/OHC CA, CAMSHFT: DOHC
1.8 16V Turbo 4WD	01/91-07/94	BPTurbo	120	1840	AVX13X900 4PK890 CT769 CT769K1	ALT PS CA CA

323 V (BA)

1.3 16V	08/94-	B3 (16V)	54	1324	4PK1000 4PK850 4PK870 4PK885 4PK890 4PK990 CT1024 CT1024K1	PS, (AC), ⇨CH-NO BA...344 369 AC, (-PS), (-AIRF), CH-NO BA...344 370⇨ AC, (-PS), ⇨CH-NO BA...344 369 ALT AC, (-PS), (AIRF), CH-NO BA...344 370⇨ PS, (AC), CH-NO BA...344 370⇨
1.5 16V	08/94-	Z5-DE	65	1489	4PK1000 4PK885 4PK890 4PK990 CT1047 CT899 CT1047K1 CT899K1	PS, AC, (AIRC) ALT PS, (-AC) PS, AC, (-AIRC) CA, CH-NO BA1...605121⇨ CA, ⇨CH-NO BA1...605120 CA, CH-NO BA1...605121⇨ CA, ⇨CH-NO BA1...605120
1.6 TD	05/94-09/98	4EE1-T	60	1686	AVX10X913 AVX13X1138 CT748 CT748K6	PS AC CA CA
1.8 16V	08/94-09/98	BP-ZE	84	1840	4PK1000 4PK885 4PK890 4PK990 CT769 CT769K1	PS, (AC), (AIRC) ALT PS, (-AC) PS, (AC), (-AIRC) CA CA
2.0 D	10/96-	RF1G	52	1998	AVX10X1050 AVX10X888 AVX13X850 CT1103	ALT, AC, 2x ALT, (-AC), 2x VACP, 2x CA

323 VI (BJ)

1.4, 1.4 16V	09/98-05/04	B3 (16V), B3ME	53-54	1324	4PK1000 4PK885 4PK890 CT1024 CT1024K1	PS, (AC) ALT PS, (-AC) CA CA
1.5 16V	09/98-01/01	ZL06, ZL05	65	1498	4PK1000 4PK885 4PK890 CT1047 CT1047K1	PS, (AC) ALT PS, (-AC) CA CA
1.6	01/01-05/04	ZM	70-72	1598	4PK1000 4PK885 4PK890 CT1047 CT1047K1	PS, (AC) ALT PS, (-AC) CA CA
1.8 Protege	05/98-05/04	BP (DOHC)	92	1840	4PK925 5PK1030 5PK1165 CT972 CT972K1	ALT PS, (-AC) ALT, (AC) CA CA
1.9 16V	09/98-05/04	FP55	84	1840	4PK920 5PK1030	ALT PS, (-AC)





MAZDA

323 VI (BJ)

						5PK1165	PS, (AC)
						CT972	CA
						CT972K1	CA
2.0	01/01-05/04	FS7E, FS7G	96	1991		4PK920	ALT
						5PK1030	PS, (AC)
						5PK1165	PS, AC
						CT787	CA
						CT787K1	CA
2.0 D	09/98-05/04	RF1G	52	1998		AVX10X1050	ALT, AC, 2x
						AVX10X888	ALT, (AC), 2x
						AVX13X850	VACP, 2x
						CT1103	CA
2.0 DiTD	10/00-10/02	RF4F	74	1998		AVX13X1050	ALT, (AC), 2x
						AVX13X900	ALT, (AC), 2x
						CT1133	CA
2.0 TD	09/98-05/04	RF3F	66	1998		2X12,7X1057La	ALT, (AC)
						AVX13X835	VACP
						CT1133	CA
						CT1133K1	CA
						CT1133K2	CA

5 (CR19)

1.8	03/05-	L823	85	1798		5PK694 ELAST	AC, (AUTOM)
						5PK716 ELAST	AC, (MANL)
						6PK1306	ALT
						5PK694 ELAST T1	AC, (AUTOM)
						5PK716 ELAST T1	AC, (MANL)
2.0	03/05-	LFF7	107	1999		5PK694 ELAST	AC, (AUTOM)
						5PK716 ELAST	AC, (MANL)
						6PK1306	ALT
						5PK694 ELAST T1	AC, (AUTOM)
						5PK716 ELAST T1	AC, (MANL)
2.0 CD	03/05-	RF7J	81-105	1998		8PK1175	ALT, (AC)
						8PK1226	ALT, (AC)
						AP9049	ALT, (Mitsubishi), FOR ALT: 90A, OE-NO RF8G-18-330, RF8G-18-300A
						CT1136	CA
						CT1136K1	CA

5 (CW)

1.6 CD	09/10-		85	1560		6PK962	ALT
						AP9049	ALT, (Mitsubishi), FOR ALT: 90A, OE-NO RF8G-18-300
						VD1096	
						CT1162	CA

6 (GH, GG, GY)

1.8	08/02-08/07	L813	88	1798		6PK2160	ALT, (AC), ⇨02/2005
						6PK2250	ALT, (AC), ⇨02/2005
						6PK2260	ALT, (AC), 03/2005⇨, ⇨01/2008
						AP9047	ALT, FOR ALT: 120A, FOR ALT: 150A
1.8 MZR	08/07-	L813	88	1798		6PK2241	ALT
2.0	06/02-08/07	LF17, LF18	104	1999		6PK2160	ALT, WP, PS, (AC)
						6PK2260	ALT, WP, PS, AC
						AP9047	ALT, FOR ALT: 120A, FOR ALT: 150A
	03/05-08/07	LFF7	108	1999		6PK2260	ALT, ⇨01/2008
						AP9047	ALT, FOR ALT: 120A, FOR ALT: 150A
2.0 CiTD 4x4	10/02-02/05	RF5C	89-100	1998		8PK1175	ALT, (AC)
						8PK1226	ALT, AC
						AP9049	ALT, (Mitsubishi), FOR ALT: 90A, OE-NO RF5C-18-300
						CT1145	CA, MTR-CODE: RF5C, ⇨02/2005
						CT1145K1	CA, MTR-CODE: RF5C, ⇨02/2005
2.0 DI	06/02-08/07	RF5C	89-100	1998		8PK1175	ALT, (AC), ⇨02/2005, MTR-CODE: RF5C
						8PK1226	MTR-CODE: RF7J, 03/2005⇨, ALT
						8PK1226	ALT, (AC), ⇨02/2005, MTR-CODE: RF5C



MAZDA

6 (GH, GG, GY)



	06/05-08/07	RF7J	105	1998	AP9049 CT1136 CT1145 CT1136K1 CT1145K1	ALT, (Mitsubishi), FOR ALT: 90A, OE-NO RF5C-18-300 CA, MTR-CODE: RF7J, 03/2005⇒ CA, MTR-CODE: RF5C, ⇒02/2005 CA, MTR-CODE: RF7J, 03/2005⇒ CA, MTR-CODE: RF5C, ⇒02/2005
					8PK1226 AP9049 CT1136 CT1136K1	ALT ALT, (Mitsubishi), FOR ALT: 90A, OE-NO RF5C-18-300 CA CA
2.0 MZR	08/07-	LF17	108	1999	6PK2241	ALT
2.0 MZR-CD	08/07-	RF7J	103	1998	8PK1175 8PK1230 AP9049 CT1136 CT1136K1	ALT, (AC) ALT, (AC) ALT, (Mitsubishi), FOR ALT: 90A, OE-NO RF8G-18-300 CA CA
2.2 D, 2.2 MRZ-CD	01/09-	R2AA, R2BF	92-136	2183-2184	AP9049	ALT, (Mitsubishi), FOR ALT: 90A, OE-NO RF8G-18-300
2.3, 2.3 AWD	06/02-08/07	L3C1	119-122	2261	6PK2215 6PK2310 AP9047	ALT, (AC), ⇒02/2005 ALT, (AC), ⇒02/2005 ALT, FOR ALT: 120A, FOR ALT: 150A
2.3 MPS Turbo	12/05-08/07	L3KG	191	2261	6PK2315	ALT
2.5 MZR	08/07-	L5-VE	125	2488	6PK2285	ALT

626 I (CB)

1.6	05/79-05/82	H6, N, NA	55	1586	AVX13X875 AVX13X900 AVX13X975	PS AC ALT
2.0	05/79-05/82	HE3, MA, M	66	1970	AVX13X1000 AVX13X875 AVX13X900	ALT PS AC

626 II (GC)

1.6	11/82-09/87	F6	55-59	1587	4PK635 4PK815 4PK870 5PK1000 5PK975 CT533 CT585 CT666 CT585K1	ALT, (-PS), (AC) ALT, (-PS), (-AC), ⇒06/1985 ALT, (-PS), (-AC), 07/1985⇒ ALT, (PS), (-AC), 07/1985⇒ ALT, (PS), (-AC), ⇒06/1985 CA, CH-NO 558598⇒, ⇒01/1985 CA, 01/1985⇒ CA, ⇒CH-NO 558597 CA, 01/1985⇒
2.0	03/83-09/87	FE	68-88	1998	4PK635 4PK810 4PK870 5PK1010 5PK1060 5PK950 5PK980 CT535 CT586 CT595 CT586K1	ALT, (AC) ALT, (-PS), (-AC), ⇒07/1985 ALT, (-PS), (-AC), 08/1985⇒ ALT, (PS), (-AC), 08/1985⇒ AC, (PS) AC, (-PS) ALT, (PS), (-AC), ⇒07/1985 CA, CH-NO 607987⇒, ⇒01/1985 CA, 02/1985⇒ CA, ⇒CH-NO 607986 CA, 02/1985⇒
2.0 D	01/83-06/87	RF46	46	1998	AVX13X1050 AVX13X1050 AVX13X925 CT591	AC, (PS) ALT, (PS), (-AC) ALT, 2X, (-PS), (AC) CA

626 III (GD, GV)

1.6	06/87-05/92		60	1597	4PK635 4PK870 5PK1010 5PK1060 5PK950 CT585	ALT, (AC) ALT, (-PS), (-AC) ALT, (PS), (-AC) AC, (PS) AC, (-PS) CA
-----	-------------	--	----	------	---	---





MAZDA

626 III (GD, GV)

↔					CT585K1	CA
1.8	09/87-05/92	F8 (12V)	65-69	1789	3PK765 5PK1010 5PK1060 5PK950 CT785	ALT PS PS, AC AC CA
2.0 12V	09/87-01/90	FE (12V)	81	1998	3PK765 5PK1010 CT765 CT765K1	ALT PS CA CA
2.0 16V	06/87-05/92	FEKat. (16V)	103-109	1998	3PK765 5PK1010 5PK1060 5PK950 CT790 CT790K1	ALT PS PS, AC AC CA CA
2.0 D	07/87-07/91	RF-N	44	1998	AVX13X725 AVX13X850 AVX13X900 AVX13X900 CT762 CT762K1	VACP PS ALT; ↔CH-NO 533018 AC CA CA
2.0 D, 2.0 D Complex	05/93-11/96	RFG5, RF-CX	55-60	1998	AVX13X850 AVX13X925 5PK675 CT762 CT762K1	PS AC TURBOC CA CA
2.0 i 16V	11/94-09/97		110	1998	3PK765 5PK1060 5PK950 CT790 CT790K1	ALT PS, (AC) AC, (-PS) CA CA
2.0, 2.0 12V	09/87-09/97	FE, FE (12V)	66-79	1998	3PK765 5PK1010 5PK1060 5PK950 CT765 CT790 CT765K1	ALT PS PS, AC AC CA, ENGINE: OHC CA, ENGINE: DOHC CA
2.2 12V, 2.2 12V 4WD	11/87-11/96	F2, F2, F2L1	85	2184	3PK765 5PK1010 5PK1060 5PK950 CT774 CT774K1	ALT PS PS, AC AC CA CA

626 IV (GE)

1.8, 1.8 i	08/91-04/97	FP	66-77	1840	4PK925 5PK1025 5PK1150 CT972 CT972K1	ALT PS PS, AC CA CA
2.0 D GLX Complex	10/92-04/97	RFOHC	55	1998	AVX13X850 AVX13X925 5PK675 CT762 CT762K1	PS AC TURBOC CA CA
2.0 i, 2.0 i 4WD	08/91-04/97	FS	85	1991	4PK920 5PK1030 5PK1165 CT787 CT787K1	ALT PS PS, AC CA CA





ContiTech



MAZDA

MAZDA

626 IV (GE) ↔ 2.5 24V	01/92-04/97	KL	120-121	2497	∞ ∞ ∞ ▲▲ ▲▲▲	4PK925 5PK1015 5PK860 CT829 CT829K1	PS ALT, AC ALT CA CA
626 V (GF, GW) 1.8	05/97-10/02	FP, FP9A, FPY3	66-74	1840	∞ ∞ ∞ ▲▲ ▲▲▲	4PK920 5PK1030 5PK1165 CT972 CT972K1	ALT PS PS, AC CA CA
2.0 DITD, 2.0 TD, 2.0 Turbo DI	04/98-10/02	RF3F	66-81	1998	∞ ▲▲ ▲▲▲ ▲▲▲	2X12,7X1057La CT1133 CT1133K1 CT1133K2	ALT, (AC) CA CA CA
2.0, 2.0 H.P.	05/97-10/02	FS, FS2C	85-100	1991	∞ ∞ ∞ ▲▲ ▲▲▲	4PK920 5PK1030 5PK1165 CT787 CT787K1	ALT PS PS, AC CA CA, MTR-CODE: FS
929 I (LA) 2.0	05/79-07/86	MA, M	66	1970	∞ ∞ ∞ ▲▲ ▲▲▲	AVX13X875 AVX13X900 AVX13X975 CT535 CT595	PS AC ALT CA, MTR-NO 520710↔ CA, ↔MTR-NO 520709
929 II (HB, HV) 2.0	05/82-03/84	HEE, MA	66	1970	∞ ∞ ∞ ▲▲ ▲▲▲	AVX13X875 AVX13X900 AVX13X975 CT535 CT595	PS AC ALT CA, MTR-NO 520710↔ CA, ↔MTR-NO 520709
2.0, 2.0 i GLX, 2.0 i Turbo	01/83-12/87	FE, FET, HEE, MA	66-88	1970-1998	∞ ∞ ∞ ∞ ∞ ∞ ▲▲ ▲▲▲	AVX13X1025 AVX13X825 AVX13X875 AVX13X900 AVX13X950 AVX13X975 CT535 CT595	ALT, 01/1987↔ PS, 01/1987↔ PS, ↔12/1986 AC, ↔12/1986 AC, 01/1987↔ ALT, ↔12/1986 CA, MTR-NO 520710↔ CA, ↔MTR-NO 520709
929 III (HC) 2.0	06/87-12/88	FE, FEFA	85	1998	∞ ∞ ∞ ▲▲ ▲▲▲	AVX13X1025 AVX13X825 AVX13X950 CT765 CT765K1	ALT PS AC CA CA
2.2 12V, 2.2 i	05/87-04/89	F2, F2-C, F2-EGI, F21, F2E	85-100	2184	∞ ∞ ∞ ▲▲ ▲▲▲	AVX13X1025 AVX13X825 AVX13X950 CT774 CT774K1	ALT PS AC CA CA
3.0	01/88-12/89	JE3	125	2954	∞ ∞ ∞ ▲▲ ▲▲▲	AVX13X1000 AVX13X1025 AVX13X950 CT820	AC, (PS) ALT PS CA
	06/87-06/91	JE	140	2954	∞ ∞ ∞	AVX13X1000 AVX13X1025 AVX13X950	AC ALT PS
B-SERIE (UF, UN) 2.5 D 4WD	09/98-06/99		57	2500	▲▲ ▲▲▲	CT1020	CA
2.5 D, 2.5 D 4WD	02/96-	MD25NA	57-63	2500	∞ ▲▲	AVX13X1000 CT1020	AC CA





MAZDA

MAZDA						
B-SERIE (UF, UN)						
↶ 2.5 D, 2.5 D 4WD, 2.5 TD 4WD	06/99-	WLE7, MD25T1	62-80	2500	∞ ∞ ▲▲▲	AVX13X1000 AC, ⇨05/2006, ⇨CH-NO 425318 AVX13X975 AC, 05/2006⇨, CH-NO 425319⇨ CT1020 CA
BT-50 (CD)						
2.5 MRZ-CD 4x4	12/06-	WLAA	105	2500	∞ ▲▲▲	AVX13X975 AC CT1151 CA
CX-7 (ER)						
2.2 MZR-CD	09/09-	R2AA	127	2184	⊙	AP9049 ALT, (Mitsubishi), FOR ALT: 110A, OE-NO R2AA-18-330A, R2AA-18-330B
2.3 MZR DISI Turbo	10/07-	L3-VDT	190	2261	∞ ∞	6PK2285 ALT, (AUTOM) 6PK2315 ALT, (MANL)
DEMIO (DW)						
1.3 16V, 1.3 i 16V	08/98-	B3 (16V), B3ME	46-53	1324	∞ ∞ ∞ ∞ ▲▲▲ ▲▲▲	4PK850 PS, (-AC) 4PK875 PS, (AC), 10/1999⇨ 4PK885 ALT 4PK950 PS, (AC), ⇨09/1999 CT1024 CA CT1024K1 CA
1.5 16V	04/00-	B5E	55	1498	∞ ∞ ▲▲▲ ▲▲▲	4PK875 PS, (AC), 1x 4PK875 ALT, 1x CT1024 CA CT1024K1 CA
E-SERIE (SR1, SR2)						
2200 D 4WD	03/91-05/03	R203, R207	47	2184	∞ ∞ ∞ ▲▲▲	AVX13X1125 ALT AVX13X900 AC AVX13X950 PS CT532 CA
E2000	11/84-04/89	FE18, FE58, FEV4	63	1998	∞ ∞ ∞ ∞ ∞ ∞ ▲▲▲ ▲▲▲ ▲▲▲ ▲▲▲ ▲▲▲ ▲▲▲	AVX13X1000 ALT AVX13X775 PS AVX13X825 PS, (4WD) AVX13X950 AC AVX13X950 ALT, (4WD) AVX13X950 ALT, (AC) CT535 CA, ⇨06/1985 CT586 CA, 07/1985⇨, ⇨11/1987 CT765 CA, 12/1987⇨ CT586K1 CA, 07/1985⇨, ⇨11/1987 CT765K1 CA, 12/1987⇨
	03/91-05/03	FE, FE60, FE61	60-70	1998	∞ ∞ ∞ ∞ ∞ ▲▲▲ ▲▲▲	AVX13X1000 ALT AVX13X775 PS AVX13X825 PS, (4WD) AVX13X950 ALT, (4WD) AVX13X950 AC AVX13X950 ALT, (AC) CT586 CA CT586K1 CA
E2000 4WD	10/88-09/89	FE6N	60	1998	▲▲▲ ▲▲▲	CT765 CA CT765K1 CA
E2200 D	02/97-08/02	R2	52	2184	∞ ∞ ∞ ▲▲▲	AVX13X1175 ALT AVX13X875 PS, (REAR-WHEEL DRIVE) AVX13X900 PS AVX13X925 PS, (4WD) CT832 CA
	01/84-05/03	R203, R207	46-47	2184	∞ ∞ ∞ ∞ ▲▲▲	AVX13X1125 ALT, ⇨CH-NO SR1H32-726218, SD1.32-705777 AVX13X1175 ALT, CH-NO SR1H32-726219⇨, SD1.32-705778⇨ AVX13X875 PS, (REAR-WHEEL DRIVE) AVX13X900 AC AVX13X950 PS, (4WD) CT532 CA
FESTIVA						
1.3	04/89-10/90		48	1324	∞ ▲▲▲	AVX10X888 ALT CT1024 CA, CH-NO DA13-124779⇨





ContiTech



MAZDA

MAZDA

MAZDA						
FESTIVA						
					CT603 CT1024K1 CT603K1	CA, ⇨CH-NO DA13-124778 CA, CH-NO DA13-124779⇨ CA, ⇨CH-NO DA13-124778
MPV I (LV)						
2.5 TD	05/96-09/99	WL-T	85	2500	AVX13X1000 CT1020	AC CA
3.0 i V6	03/95-09/99	JE94	109-113	2954	AVX13X1000 AVX13X1025 AVX13X950 CT820	AC ALT, 01/1996⇨ PS, 01/1996⇨ CA, 01/1996⇨
MPV II (LW)						
2.0	09/99-07/02	FS, FS-DS	88-90	1991	4PK920 5PK1165 CT787 CT787K1	ALT PS CA CA
2.0 DI	07/02-02/06	RF5C	100	1998	8PK1230 AP9049 CT1145 CT1145K1	ALT, (AC) ALT, (Mitsubishi), FOR ALT: 90A, OE-NO RF8G-18-330 CA, MTR-CODE: RF5C CA, MTR-CODE: RF5C
2.3	07/02-02/06	L3	104	2261	6PK2285	
2.5 V6	09/99-03/02	GY-DE	125	2495	3PK683 6PK2100	WP ALT
MX-3 (EC)						
1.6 i	07/91-	B69	65	1598	4PK1000 4PK1015 4PK885 4PK890 CT1024 CT769 CT1024K1 CT769K1	AC, ⇨10/1993 AC, 11/1993⇨ ALT PS CA, ⇨10/1993, CAMSHFT: SOHC/OHC CA, 11/1993⇨, CAMSHFT: DOHC CA, ⇨10/1993, CAMSHFT: SOHC/OHC CA, 11/1993⇨, CAMSHFT: DOHC
	01/94-	B6D	79	1598	4PK1015 4PK885 4PK890 CT769 CT769K1	AC ALT PS CA CA
1.8 i V6	01/92-	K819, K838	95-98	1845	4PK925 5PK1015 5PK860 CT829 CT829K1	PS ALT, AC ALT CA CA
MX-5 I (NA)						
1.6	05/90-04/98	B64F	66-85	1598	AVX13X900 4PK855 4PK954 CT769 CT769K1	ALT PS, (-AC) PS, (AC) CA CA
1.8	02/94-04/98	BP (DOHC), BPF1	96	1840	4PK855 4PK885 CT769 CT769K1	PS ALT CA CA
MX-5 II (NB)						
1.6 16V	05/98-10/05	B6D	81	1598	4PK860 4PK885 4PK950 CT769 CT769K1	PS, (-AC) ALT PS, (AC) CA CA
1.8, 1.8 16V	01/98-10/05	BPD	102-107	1840	4PK860 4PK885 4PK950 CT769	PS, (-AC) ALT, WP PS, (AC) CA





MAZDA							
MX-5 II (NB)							
↔						CT769K1	CA
1.8 16V	05/98-10/05	BP-ZE	103	1840		4PK860	PS, (-AC)
						4PK885	ALT
						4PK950	PS, (AC)
						CT769	CA
						CT769K1	CA
MX-5 III (NC)							
1.8	03/05-	L828, L8-DE	93	1798		6PK2160	ALT, (-AC), 11/2005↔
						6PK2245	ALT, (AC), 11/2005↔
2.0	03/05-	LF62, LF-DE	118	1999		6PK2160	ALT, (AC), 11/2005↔
						6PK2245	ALT, (AC), 11/2005↔
MX-6 (GE)							
2.0	02/92-02/97	FS	85	1991		4PK920	ALT
						5PK1030	PS
						5PK1165	PS, AC
						CT787	CA
						CT787K1	CA
2.5 24V, 2.5 i 24V	02/92-02/97	KL	120-121	2497		4PK925	PS
						5PK1015	ALT, AC
						5PK860	ALT
						CT829	CA
						CT829K1	CA
PREMACY (CP)							
1.8	07/99-03/05	FP	74	1840		4PK920	ALT
						5PK1030	PS, (-AC)
						5PK1165	PS, (AC)
						CT972	CA
						CT972K1	CA
1.9	07/99-03/05	FP	84	1840		4PK920	ALT
						5PK1030	PS, (-AC)
						5PK1165	PS, (AC)
						CT972	CA
						CT972K1	CA
2.0	11/01-03/05	FS7E, FS7G	96	1991		4PK920	ALT
						5PK1030	PS, (-AC)
						5PK1165	PS, (AC)
						CT787	CA
						CT787K1	CA
2.0 TD	10/99-03/05	RF3F, RF4F	66-74	1998		2X12,7X1057La	ALT, (AC)
						CT1133	CA
						CT1133K1	CA
						CT1133K2	CA
RX 7 I (SA)							
Wankel	05/79-03/86	12AN2	77-85	1146		AVX10X788	ALT
						AVX10X888	AIRP, ↔12/1985
						AVX10X900	AIRP, 01/1986↔
						AVX13X1050	PS
						AVX13X1075	AC, ↔12/1985
						AVX13X975	AC, 01/1986↔
RX 7 II (FC)							
Turbo	06/87-12/91	RE13B	133-147	1308		AVX10X785	ALT, ↔03/1989
						AVX10X800	ALT, 03/1989↔
						AVX10X960	FAN, 03/1989↔
						AVX10X975	FAN, ↔03/1989
						AVX13X1050	PS
						AVX13X975	AC
Wankel	11/85-04/89	RE13B	110	1308		AVX10X785	ALT, ↔03/1989
						AVX10X800	ALT, 03/1989↔
						AVX10X888	AIRC, ↔12/1985
						AVX10X900	AIRC, 10/1986↔, ↔03/1989
						AVX10X960	AIRC, 03/1989↔
						AVX13X1050	PS





ContiTech



MERCEDES-BENZ

MAZDA

RX 7 II (FC)					
					AVX13X1075 AC, ⇨12/1985 AVX13X975 AC, 01/1986⇨
RX 7 III (FD)					
Wankel Twin Turbo	07/92-08/02	RE13B	176	1308	5PK1345 ALT 6PK1045 PS, AC 6PK923 PS
RX 8 (SE17)					
2.6 Wankel	10/03-06/12	13B-MSP	141-170	1308	4PK780 AC 5PK820 ALT, WP
TRIBUTE (EP)					
2.0, 2.0 4WD	03/00-05/08	YF	91	1989	6PK1973 ALT, (AC) 6PK2100 ALT, (AC) CT978 CA
2.3 AWD	04/04-05/08	L3-VE	110	2261	6PK2190 ALT, (AC) 6PK2277 ALT, (AC)
3.0 V6 24V 4WD	03/00-05/08	AJ	145	2967	3PK683 WP 6PK2080 ALT
XEDOS 6 (CA)					
1.6 16V	08/92-10/99	B6 (DOHC), B69	79-83	1598	4PK1000 PS, (AC) 4PK885 ALT 4PK890 PS, (-AC) CT769 CA CT769K1 CA
2.0 V6	01/92-10/99	KF1	103-106	1995	4PK925 PS 5PK1015 ALT, (AC) 5PK860 ALT, (AC) CT829 CA CT829K1 CA
XEDOS 9 (TA)					
2.0 24V	08/93-01/00	KF	105	1995	4PK925 PS 5PK1000 ALT, AC 5PK1015 ALT, AC 5PK860 ALT, (AC) CT829 CA CT829K1 CA
2.3 24V	02/95-01/00	KJ-ZEM	155	2255	7PK1605 ALT 8PK1635 PS
2.5 24V	07/93-07/00	KL	123	2497	4PK925 PS 5PK1000 ALT, AC 5PK1015 ALT, AC 5PK860 ALT, (AC) CT829 CA CT829K1 CA
2.5 V6	07/00-09/02	KL	120	2497	4PK905 PS, MTR-CODE: KLZ5 4PK925 PS, MTR-CODE: KL68, KLL2, KLR4 5PK1000 ALT, (AC), MTR-CODE: KLZ5 5PK1015 ALT, (AC), MTR-CODE: KLZ5 5PK860 ALT, (AC), MTR-CODE: KL68, KLL2, KLR4 CT829 CA CT829K1 CA

MERCEDES-BENZ

100 (631)					
D	02/88-02/96	OM616, OM616.963	41-55	2399	AVX13X1015 ALT AVX13X650 PS, OE-NO 0089972392 AVX13X700 PS, OE-NO 0089976692
123 (C123, S123, W123)					
200 D	03/79-11/85	OM615.940	44	1988	AVX10X940 ALT, ⇨MTR-NO 142197 AVX13X1025 ALT, MTR-NO 142198⇨ AVX13X1150 PS AVX13X1350 AC
200, 200 T	06/80-11/85	M102.920,	74-80	1996-	AVX10X1005 ALT





MERCEDES-BENZ

123 (C123, S123, W123)

		M102.939		1997	∞	AVX13X750	PS
					∞	AVX13X875	AC
230	02/76-03/81	M115.954	80	2307	∞	AVX10X940	ALT, ⇨MTR-NO 063338
					∞	AVX10X960	ALT, MTR-NO 063339⇨
					∞	AVX13X750	PS
230 CE, 230 E, 230 TE	04/80-12/85	M102.980	100	2299	∞	AVX10X1005	ALT
					∞	AVX13X750	PS
					∞	AVX13X875	AC
240 D, 240 T D	03/79-12/85	OM616.912	53	2399	∞	AVX10X960	ALT, ⇨MTR-NO 912086378
					∞	AVX13X1025	ALT, MTR-NO 912086379⇨
					∞	AVX13X1150	PS
					∞	AVX13X1375	AC
250, 250 T	05/78-07/85	M123.921	103	2525	∞	AVX10X930	ALT
					∞	AVX10X960	ALT, (AC)
					∞	AVX13X1275	AC
					∞	AVX13X825	PS
280	02/76-08/81	M110.923	115	2746	∞	AVX10X925	ALT, ⇨MTR-NO 18194, (AUTOM)
					∞	AVX10X925	ALT, ⇨MTR-NO 14964
					∞	AVX10X975	ALT, MTR-NO 14965⇨
					∞	AVX13X1275	AC
					∞	AVX13X825	PS
280 CE, 280 E, 280 TE	02/76-11/85	M110.988, M110.984	130- 136	2746	∞	AVX10X925	ALT, ⇨MTR-NO 76808, (AUTOM)
					∞	AVX10X925	ALT, ⇨MTR-NO 23275
					∞	AVX10X975	ALT, MTR-NO 23276⇨
					∞	AVX13X1275	AC
					∞	AVX13X825	PS
300 C Turbo-D, 300 Turbo-D, 300 T Turbo-D	10/80-11/85	OM617.952	92	2998	∞	AVX10X1025	ALT, 2X
					∞	AVX13X1150	PS
					∞	AVX13X925	AC
300 D, 300 T D	09/77-11/85	OM617.912	59-65	2998	∞	AVX10X960	ALT, ⇨MTR-NO 0067785, (AUTOM)
					∞	AVX10X980	ALT, ⇨MTR-NO 0073575
					∞	AVX13X1030	ALT, MTR-NO 0073576⇨
					∞	AVX13X1150	PS
					∞	AVX13X1350	AC
					∞	AVX13X1375	AC

124 (C124, S124, W124)

200 D, 200 T D	12/84-06/93	OM601.912	53-55	1997	∞	6PK1015	ALT
					∞	6PK2050	ALT, PS
					∞	6PK2120	ALT, PS, AC
200 E	10/92-06/93	M111.940	100	1998	∞	6PK2040	ALT, PS
					∞	6PK2140	ALT, PS, AC
200, 200 E, 200 T, 200 TE	12/85-08/92	M102.922, M102.962, M102.963	75-90	1996	∞	6PK1020	ALT
					∞	6PK1885	ALT, PS
					∞	6PK1980	ALT, PS, AC
220 CE	10/92-05/93	M111.960	110	2199	∞	6PK2040	ALT, (AC)
					∞	6PK2140	ALT, (AC)
220 E, 220 TE	10/92-06/93	M111.960	110	2199	∞	6PK2040	ALT, PS
					∞	6PK2140	ALT, PS, AC
230 CE, 230 CE KAT, 230 E	12/84-06/93	M102.982	97-100	2298	∞	6PK1015	ALT
					∞	6PK1885	ALT, PS
					∞	6PK1980	ALT, PS, AC
230 E KAT	06/89-06/93	M102.982	97	2298	∞	6PK1015	ALT, (PS)
					∞	6PK1885	ALT, PS
					∞	6PK1980	ALT, PS, AC
230 TE, 230 TE KAT	09/85-08/92	M102.982	97-100	2298	∞	6PK1015	ALT
					∞	6PK1885	ALT, PS
					∞	6PK1980	ALT, PS, AC
250 D, 250 T D, 250 Turbo-D, 250 TD Turbo	04/85-07/93	OM602.912, OM602.962	66-93	2497	∞	6PK1015	ALT
251 D, 250 T D, 250 Turbo-D, 250 TD Turbo	04/85-07/93	OM602.912, OM602.962	66-93	2497	∞	6PK2030	ALT, PS



MERCEDES-BENZ

124 (C124, S124, W124)

↕					∞	6PK2415	ALT, PS, (AC), (MANL), ⇔MTR-NO 004356
					∞	6PK2445	ALT, PS, (AC), (MANL), MTR-NO 005603⇔
					∞	6PK2445	ALT, PS, (AC), (AUTOM), MTR-NO 102821⇔
					∞	6PK2475	ALT, PS, (AC), (AUTOM), MTR-NO 072237⇔, ⇔MTR-NO 102820
					∞	6PK2475	ALT, PS, (AC), (MANL), MTR-NO 004357⇔, ⇔MTR-NO 005602
320 TE	10/92-06/93	M104.992	162	3199	∞	6PK2330	ALT, PS, (AUTOM), ⇔MTR-NO 072236
					∞	6PK2330	ALT, PS, (MANL), ⇔MTR-NO 004356
					∞	6PK2360	ALT, PS, (MANL), MTR-NO 005603⇔
					∞	6PK2360	ALT, PS, (AUTOM), MTR-NO 102821⇔
					∞	6PK2380	ALT, PS, (AUTOM), MTR-NO 072237⇔, ⇔MTR-NO 102820
					∞	6PK2380	ALT, PS, (MANL), MTR-NO 004357⇔, ⇔MTR-NO 005602
					∞	6PK2415	ALT, PS, AC, (AUTOM), ⇔MTR-NO 072236
					∞	6PK2415	ALT, PS, AC, (MANL), ⇔MTR-NO 004356
					∞	6PK2445	ALT, PS, AC, (AUTOM), MTR-NO 102821⇔
					∞	6PK2445	ALT, PS, AC, (MANL), MTR-NO 005603⇔
					∞	6PK2475	ALT, PS, AC, (MANL), MTR-NO 004357⇔, ⇔MTR-NO 005602
					∞	6PK2475	ALT, PS, AC, (AUTOM), MTR-NO 072237⇔, ⇔MTR-NO 102820
400 E 4.2	10/92-06/93	M119.975	205	4196	∞	6PK2460	ALT, (AC)
					∞	6PK2535	ALT, MODEL '93⇔, JAPAN
					∞	6PK2535	ALT, MODEL '93⇔, USA
					∞	6PK2535	ALT, (AC)
					∞	8PK2465	ALT, ⇔MODEL '92, USA
					∞	8PK2465	ALT, ⇔MODEL '92, JAPAN
500 E	01/91-06/93	M119.974	240	4973	∞	6PK2523	ALT, (AUTOM), MTR-NO 005782⇔
					∞	8PK2460	ALT, (AUTOM), ⇔MTR-NO 005781
					∞	8PK2460	ALT, (MANL)

190 (W201)

↕	2.0	10/82-10/84	M102.921	66	1996	∞	AVX10X1005	ALT, ⇔08/1984
						∞	AVX13X750	PS, ⇔08/1984
						∞	AVX13X875	AC, ⇔08/1984
						∞	6PK1020	ALT, 09/1984⇔
						∞	6PK1885	ALT, PS, 09/1984⇔
						∞	6PK1980	ALT, PS, AC, 09/1984⇔
	09/84-05/90	M102.924	75-77	1996	∞	AVX13X875	AC	
					∞	6PK1020	ALT	
					∞	6PK1885	ALT, PS	
					∞	6PK1980	ALT, PS, AC	
D 2.0	08/83-08/93	OM601.911	53-55	1997	∞	6PK1015	ALT	
					∞	6PK2050	ALT, PS	
					∞	6PK2120	ALT, PS, AC	
D 2.5	04/85-08/93	OM602.911	66-69	2497	∞	6PK1015	ALT	
					∞	6PK2030	ALT, PS	
					∞	6PK2100	ALT, PS, AC	
E 1.8	04/90-08/93	M102.910	80	1797	∞	6PK1885	ALT	
					∞	6PK1980	ALT, AC	
E 2.0	10/82-08/93	M102.962, M102.961	83-93	1996	∞	AVX10X1005	ALT, ⇔08/1984	
					∞	AVX13X750	PS, ⇔08/1984	
					∞	AVX13X875	AC, ⇔08/1984	
					∞	6PK1020	ALT, 09/1984⇔	
					∞	6PK1885	ALT, PS, 09/1984⇔	
					∞	6PK1980	ALT, PS, AC, 09/1984⇔	
E 2.3, E 2.3-16	04/84-08/93	M102.983, M102.985	97-136	2298	∞	6PK1015	ALT	
					∞	6PK1885	ALT, PS	
					∞	6PK1980	ALT, PS, AC	





ContiTech



MERCEDES-BENZ

190 (W201)

↔ E 2.5-16	09/88-08/93	M102.990,	143-	2498	∞	6PK1885	ALT, PS
		M102.991	150		∞	6PK1980	ALT, PS, AC
E 2.6	09/86-08/93	M103.942	118- 122	2597	∞	6PK2175	ALT, PS
					∞	6PK2257	ALT, PS, AC
					∞	6PK2415	ALT, PS, AC, (CAT)
E Evolution II 2.5	05/90-08/93	M102.992	173	2498	∞	6PK1850	ALT, (AC)
					∞	6PK1950	ALT, (AC)
Turbo-D 2.5	02/88-08/93	OM602.961	90-93	2497	∞	6PK1015	ALT
					∞	6PK2030	ALT, PS
					∞	6PK2100	ALT, PS, AC

A-CLASS (W168)

A 140	07/97-08/04	M166.960	60	1598	∞	5PK1290	ALT, (AC)
					∞	5PK1750	ALT, AC
					⊙	VD1093	MTR-CODE: M 166.960, (MANL)
		M166.940	60	1397	∞	5PK1290	ALT, (AC)
					∞	5PK1750	ALT, AC
A 160	07/97-08/04	M166.960	75	1598	∞	5PK1290	ALT, (AC)
					∞	5PK1750	ALT, AC
					⊙	VD1093	MTR-CODE: M 166.960, (MANL)
A 160 CDI	07/98-08/04	OM668.940	44-55	1689	∞	5PK1265	ALT, (AC)
					∞	5PK1715	ALT, AC
					⊙	AP9014	ALT, (Valeo), FOR ALT: 150A, OE-NO 012 154 01 02, 668 154 01 02, 668 154 02 02, 668 154 03 02, CH-NO J 487490↔
					⊙	AP9036	ALT, (Valeo), FOR ALT: 90A, OE-NO 010 154 39 02, 012 154 44 02
					⊙	VD1093	
A 170 CDI	02/01-08/04	OM668.942	70	1689	∞	5PK1265	ALT, (AC)
					∞	5PK1715	ALT, AC
					⊙	AP9014	ALT, (Valeo), FOR ALT: 150A, OE-NO 012 154 01 02, 668 154 01 02, 668 154 02 02, 668 154 03 02, CH-NO J 487490↔
					⊙	AP9036	ALT, (Valeo), FOR ALT: 90A, OE-NO 010 154 39 02, 012 154 44 02
					⊙	VD1093	
	07/98-02/01	OM668.940	66	1689	∞	5PK1270	ALT, (AC)
					∞	5PK1720	ALT, AC
					⊙	AP9014	ALT, (Valeo), FOR ALT: 150A, OE-NO 012 154 01 02, 668 154 01 02, 668 154 02 02, 668 154 03 02, CH-NO J 487490↔
					⊙	AP9036	ALT, (Valeo), FOR ALT: 90A, OE-NO 010 154 39 02, 012 154 44 02
					⊙	VD1093	
A 190	03/99-08/04	M166.990	92	1898	∞	5PK1290	ALT, (AC)
					∞	5PK1750	ALT, AC
					⊙	AP9055	ALT, (Valeo), FOR ALT: 90A, OE-NO 012 154 43 02
					⊙	VD1093	
A 210	03/02-08/04	M166.995	103	2084	∞	2PJ860	2,FAN
					∞	5PK1290	ALT, (AC)
					∞	5PK1750	ALT, AC
					⊙	AP9055	ALT, (Valeo), FOR ALT: 90A, OE-NO 012 154 43 02, 011 154 82 02
					⊙	VD1093	

A-CLASS (W169)

A 150	09/04-06/12	M266.920	70	1498	∞	5PK1300	ALT, (AC)
					∞	5PK1765	ALT, (AC)
					∞	6PK1990	ALT, (START/STOPP), (AC)
					⊙	AP9011	ALT, (Valeo), FOR ALT: 90A, OE-NO 266 154 1202, FOR ALT: 115A, OE-NO 266 154 0902, 266 154 1302
A 160	04/09-06/12	M266.920	70	1498	∞	5PK1300	ALT, (AC)



MERCEDES-BENZ



MERCEDES-BENZ

A-CLASS (W169)

					∞	5PK1765	ALT, (AC)
A 160 CDI	09/04-06/12	OM640.942	60	1991	∞	5PK1310	ALT, (AC)
					∞	5PK1745	ALT, (AC)
					⊙	AP9014	ALT, (Valeo), FOR ALT: 140A, OE-NO 640 154 02 02, ⇨CH-NO J 108539
					⊙	AP9014	ALT, (Valeo), FOR ALT: 140A, OE-NO 640 154 03 02, 640 154 04 02, 640 154 05 02, CH-NO J 108540⇨
A 170	09/04-06/12	M266.940	85	1699	∞	5PK1300	ALT, (AC)
					∞	5PK1765	ALT, (AC)
					∞	6PK1990	ALT, (START/STOPP), (AC)
					⊙	AP9011	ALT, (Valeo), FOR ALT: 90A, OE-NO 266 154 1202, FOR ALT: 115A, OE-NO 266 154 0902, 266 154 1302
A 180 CDI	09/04-06/12	OM640.940	80	1991	∞	5PK1310	ALT, (AC)
					∞	5PK1745	ALT, (AC)
					⊙	AP9014	ALT, (Valeo), FOR ALT: 140A, OE-NO 640 154 02 02, ⇨CH-NO J 108539
					⊙	AP9014	ALT, (Valeo), FOR ALT: 140A, OE-NO 640 154 03 02, 640 154 04 02, 640 154 05 02, CH-NO J 108540⇨
A 200	09/04-06/12	M266.960	100	2034	∞	5PK1300	ALT, (AC)
					∞	5PK1765	ALT, (AC)
					⊙	AP9011	ALT, (Valeo), FOR ALT: 90A, OE-NO 266 154 1202, FOR ALT: 115A, OE-NO 266 154 0902, 266 154 1302
A 200 CDI	09/04-06/12	OM640.941	103	1991	∞	5PK1310	ALT, (AC)
					∞	5PK1745	ALT, (AC)
					⊙	AP9014	ALT, (Valeo), FOR ALT: 140A, OE-NO 640 154 02 02, ⇨CH-NO J 108539
					⊙	AP9014	ALT, (Valeo), FOR ALT: 140A, OE-NO 640 154 03 02, 640 154 04 02, 640 154 05 02, CH-NO J 108540⇨
A 200 TURBO	09/05-06/12	M266.980	142	2034	∞	5PK1300	ALT, (AC)
					∞	5PK1765	ALT, (AC)
					⊙	AP9011	ALT, (Valeo), FOR ALT: 90A, OE-NO 266 154 1202, FOR ALT: 115A, OE-NO 266 154 0902, 266 154 1302

A-CLASS (W176)

A 180	06/12-	M270.910	90	1595	∞	5PK1515	ALT
A 200	06/12-	M270.910	115	1595	∞	5PK1515	ALT
A 250	06/12-	M270.920	155	1991	∞	5PK1515	ALT

B-CLASS (W245)

B 150	03/05-11/11	M266.920	70	1498	∞	5PK1300	ALT, (AC)
					∞	5PK1765	ALT, (AC)
					∞	6PK1990	ALT, (START/STOPP), (AC)
					⊙	AP9011	ALT, (Valeo), FOR ALT: 90A, OE-NO 266 154 1202, FOR ALT: 115A, OE-NO 266 154 0902, 266 154 1302
B 170	03/05-11/11	M266.940	85	1699	∞	5PK1300	ALT, (AC)
					∞	5PK1765	ALT, (AC)
					∞	6PK1990	ALT, (START/STOPP), (AC)
					⊙	AP9011	ALT, (Valeo), FOR ALT: 90A, OE-NO 266 154 1202, FOR ALT: 115A, OE-NO 266 154 0902, 266 154 1302
B 170 NGT	04/08-11/11	M266.960	85	2034	∞	5PK1300	ALT, (AC)
					∞	5PK1765	ALT, (AC)
					⊙	AP9011	ALT, (Valeo), FOR ALT: 90A, OE-NO 266 154 08 02, 266 154 12 02, FOR ALT: 115A, OE-NO 266 154 09 02, 266 154 13 02
B 180 CDI	03/05-11/11	OM640.940	80	1991	∞	5PK1310	ALT, (AC)





ContiTech



MERCEDES-BENZ

B-CLASS (W245)



					5PK1745 AP9014 AP9014	ALT, (AC) ALT, (Valeo), FOR ALT: 140A, OE-NO 640 154 02 02, ⇨CH-NO J 108539 ALT, (Valeo), FOR ALT: 140A, OE-NO 640 154 03 02, 640 154 04 02, 640 154 05 02, CH-NO J 108540⇨
B 180 NGT	04/08-11/11	M266.960	85	2034	5PK1300 5PK1765 AP9011	ALT, (AC) ALT, (AC) ALT, (Valeo), FOR ALT: 90A, OE-NO 266 154 08 02, 266 154 12 02, FOR ALT: 115A, OE-NO 266 154 09 02, 266 154 13 02
B 200 CDI	03/05-11/11	OM640.941	103	1991	5PK1310 5PK1745 AP9014 AP9014	ALT, (AC) ALT, (AC) ALT, (Valeo), FOR ALT: 140A, OE-NO 640 154 03 02, 640 154 04 02, 640 154 05 02, CH-NO J 108540⇨ ALT, (Valeo), FOR ALT: 140A, OE-NO 640 154 02 02, ⇨CH-NO J 108 539
B 200, B 200 TURBO	03/05-11/11	M266.960, M266.980	100- 142	2034	5PK1300 5PK1765 AP9011	ALT, (AC) ALT, AC ALT, (Valeo), FOR ALT: 90A, OE-NO 266 154 1202, FOR ALT: 115A, OE-NO 266 154 0902, 266 154 1302

B-CLASS (W246)

B 180	11/11-	M270.910	90	1595	5PK1515	ALT
B 200	11/11-	M270.910	115	1595	5PK1515	ALT
B 250	05/12-	M270.920	155	1991	5PK1515	ALT

C CLASS (W204, S204)

C 180 CDI	01/11-	OM651.913	88	2143	AP9050	ALT, (Valeo), FOR ALT: 150A, OE-NO 014 154 11 02, 000 906 04 01, FOR ALT: 180A, OE-NO 013 154 68 02, 000 906 79 00
C 180 CGI	01/07-	M271.820	115	1796	6PK2315 AP9050	ALT ALT, (Valeo), FOR ALT: 120A, OE-NO 014 154 14 02, FOR ALT: 150A, OE-NO 014 154 15 02, 013 154 33 02, 000 906 30 00
C 180 Kompressor	01/07-	M271.952	115	1796	7PK2418 AP9026	ALT ALT, (Valeo), FOR ALT: 120A, OE-NO 271 154 14 02, FOR ALT: 150A, OE-NO 271 154 15 02
	01/08-	M271.910	115	1597	7PK2418 AP9026 AP9050	ALT ALT, (Valeo), FOR ALT: 120A, OE-NO 271 154 14 02, FOR ALT: 150A, OE-NO 271 154 15 02 ALT, (Valeo), FOR ALT: 120A, OE-NO 271 154 14 02, FOR ALT: 150A, OE-NO 271 154 15 02, 271 154 18 02
C 200 CDI	01/07-	OM646.812	100	2148	6PK2260 6PK2260D3 AP9027 VD1042 MS16	ALT ALT ALT, (Bosch), FOR ALT: 180A, OE-NO 013 154 90 02 ONLY WITH VD1042
	08/07-	OM646.811	100	2148	6PK2260 6PK2260D3 AP9010 AP9027 VD1042 MS16	ALT ALT ALT, 2x ALT, (Bosch), FOR ALT: 180A, OE-NO 013 154 90 02 ONLY WITH VD1042
	08/10-	OM651.913	100	2143	AP9050	ALT, (Valeo), FOR ALT: 150A, OE-NO 014 154 11 02, 000 906 04 01, FOR ALT: 180A, OE-NO 013 154 68 02, 000 906 79 00
C 200 CGI	01/07-	M271.820	135	1796	7PK2418 AP9050	ALT, (AC) ALT, (Valeo), FOR ALT: 120A, OE-NO 014 154 14 02, FOR ALT: 150A, OE-NO 014 154 15 02, 013 154



MERCEDES-BENZ



MERCEDES-BENZ

C CLASS (W204, S204)

						33 02, 000 906 30 00
C 200 Kompressor	01/07-	M271.950	135	1796	7PK2418 AP9026	ALT ALT, (Valeo), FOR ALT: 120A, OE-NO 271 154 14 02, FOR ALT: 150A, OE-NO 271 154 15 02, 271 154 18 02
C 220 CDI	01/07-	OM646.811	125	2148	6PK2260 6PK2260D3 AP9010 AP9027 VD1042 MS16	ALT ALT ALT, 2x ALT, (Bosch), FOR ALT: 180A, OE-NO 013 154 90 02 ONLY WITH VD1042
	12/08-	OM651.911	125	2143	6PK2155 AP9050	ALT ALT, (Valeo), FOR ALT: 150A, OE-NO 014 154 11 02, 000 906 04 01, FOR ALT: 180A, OE-NO 013 154 68 02, 000 906 79 00
C 230	08/07-	M272.921	150	2496	6PK2404 VD1072 MS32	ALT, (204.252), (204.254), (204.256) ONLY WITH VD1072
C 230 4-matic	07/07-	M272.911	150	2496	6PK2404 VD1072 MS32	ALT ONLY WITH VD1072
C 250 CDI	08/08-	OM651.911	150	2143	6PK2155 AP9050	ALT ALT, (Valeo), FOR ALT: 150A, OE-NO 014 154 11 02, 000 906 04 01, FOR ALT: 180A, OE-NO 013 154 68 02, 000 906 79 00
C 250 CDI 4-matic	04/10-	OM651.912	150	2143	AP9050	ALT, (Valeo), FOR ALT: 150A, OE-NO 014 154 12 02, 000 906 05 01, FOR ALT: 180A, OE-NO 000 906 06 01, MTR-CODE: OM 651.912
C 250 CGI	07/09-	M271.860	150	1796	AP9026 AP9050	ALT, (Valeo), FOR ALT: 150A, OE-NO 271 154 15 02 ALT, (Valeo), FOR ALT: 120A, OE-NO 014 154 14 02, FOR ALT: 150A, OE-NO 014 154 15 02, 013 154 33 02, 000 906 30 00
C 280, C 280 4-matic	01/07-	M272.947, M272.948	170	2996	6PK2390	ALT, CH-NO A⇄, 10/2009⇄, (7-GEAR-AUTOM)
					6PK2390	ALT, CH-NO R 102607⇄, 11/2009⇄, (7-GEAR-AUTOM)
					6PK2390	ALT, CH-NO F 401191⇄, 09/2009⇄, (7-GEAR-AUTOM)
					6PK2390	ALT, CH-NO L 100000⇄, 10/2008⇄, (7-GEAR-AUTOM)
					6PK2404 VD1072 MS32	ALT ONLY WITH VD1072
C 300, C 300 4-matic	07/07-	M272.947, M272.948	170	2996	6PK2390	ALT, CH-NO A⇄, 10/2009⇄, (7-GEAR-AUTOM)
					6PK2390	ALT, CH-NO F 401191⇄, 09/2009⇄, (7-GEAR-AUTOM)
					6PK2390	ALT, CH-NO R 102607⇄, 11/2009⇄, (7-GEAR-AUTOM)
					6PK2390	ALT, CH-NO L 100000⇄, 10/2008⇄, (7-GEAR-AUTOM)
					6PK2404 VD1072 MS32	ALT ONLY WITH VD1072
C 320 CDI	01/07-	OM642.960	165	2987	7PK2035 7PK2035D1 VD1073 MS33	ALT ALT ONLY WITH VD1073
C 320 CDI 4-matic	07/07-	OM642.961	165	2987	7PK2035 7PK2045 7PK2035D1 VD1073 MS33	ALT, OE-NO A 001 993 75 96, A 002 993 42 96 ALT, OE-NO A 003 993 00 96 ALT ONLY WITH VD1073



MERCEDES-BENZ

C CLASS (W204, S204)

↔ C 350	08/07-	M272.961	200	3498		6PK2404	ALT, (204.252), (204.254), (204.256)
	01/11-	M276.957	225	3498		6PK2404	ALT, (MANL)
C 350 4-matic	07/07-	M272.971	200	3498		6PK2404	ALT
C 350 4-matic, C 350 CGI	01/11-	M276.957	225	3498		6PK2404	ALT, (MANL)
C 350 CDI	06/11-	OM642.834	195	2987		7PK2035	ALT, OE-NO A 001 993 75 96, A 002 993 42 96
						7PK2045	ALT, OE-NO A 003 993 00 96
						7PK2035D1	ALT
						AP9050	ALT, (Valeo), FOR ALT: 180A, OE-NO 642 154 04 02, MTR-CODE: OM 642.834
						VD1073	
						MS33	ONLY WITH VD1073
C 350 CDI 4-matic	07/09-	OM642.961, OM642.832	165- 170	2987		7PK2035	ALT, OE-NO A 001 993 75 96, A 002 993 42 96
						7PK2045	ALT, OE-NO A 003 993 00 96
						7PK2035D1	ALT
						VD1073	
						MS33	ONLY WITH VD1073
C 350 CGI	09/08-	M272.982	215	3498		6PK2390	ALT, (AUTOM)
						6PK2404	ALT, (MANL)
C 63 AMG	02/08-	M156.985	336	6208		6PK2360	ALT

CABRIOLET (A124)

300 CE-24	04/92-06/93	M104.980	162- 170	2960		6PK2175	ALT, (-AC), (AUTOM), MTR-NO 042811↔, (-CAT)
						6PK2175	ALT, (-AC), (MANL), MTR-NO 009077↔, (-CAT)
						6PK2205	ALT, (-AC), (AUTOM), MTR-NO 021005↔, ↔MTR-NO 042810, (-CAT)
						6PK2205	ALT, (-AC), (MANL), MTR-NO 004957↔, ↔MTR-NO 009076, (-CAT)
						6PK2260	ALT, (-AC), (MANL), MTR-NO 009077↔, (-CAT)
						6PK2260	ALT, (-AC), (AUTOM), MTR-NO 042811↔, (-CAT)
						6PK2285	ALT, (-AC), (AUTOM), MTR-NO 021005↔, ↔MTR-NO 042810, (-CAT)
						6PK2285	ALT, (-AC), (MANL), MTR-NO 004957↔, ↔MTR-NO 009076, (-CAT)
						6PK2330	ALT, (-AC), (AUTOM), MTR-NO 042811↔
						6PK2330	ALT, (-AC), (MANL), MTR-NO 009077↔, (CAT)
						6PK2360	ALT, (-AC), (MANL), MTR-NO 004957↔, ↔MTR-NO 009076, (CAT)
						6PK2360	ALT, (-AC), (AUTOM), MTR-NO 021005↔, ↔MTR-NO 042810, (CAT)
						6PK2415	ALT, (-AC), (MANL), MTR-NO 009077↔, (CAT)
						6PK2415	ALT, (-AC), (AUTOM), MTR-NO 042811↔, (CAT)
						6PK2445	ALT, (-AC), (AUTOM), ↔MTR-NO 042810, (CAT)
	6PK2445	ALT, (-AC), (MANL), ↔MTR-NO 009076, (CAT)					

C-CLASS (W202, S202)

C 180 T	09/00-03/01	M111.952	95	1998		6PK2035	ALT, PS, (-AC)
						6PK2135	ALT, PS, AC
C 180, C 180 T	03/93-09/00	M111.920, M111.921	89-90	1799		6PK2055	ALT, (-AC)
						6PK2140	ALT, (-AC), (LC)
						6PK2150	ALT, (-AC), OE-NO A 009 997 91 92
						6PK2155	ALT, (-AC), (-LC)
C 200 CDI, C 200 T CDI	03/98-03/01	OM611.960	75	2151		6PK2160	ALT, (-AC), (LC)
						6PK2196	ALT, (-AC), (-LC)
						6PK2241	ALT, (-AC), (LC)
						6PK2271	ALT, (-AC), (-LC)
						6PK2160D1	ALT, (-AC), (-LC)
						6PK2196D1	ALT, (-AC), (-LC)
						6PK2241D1	ALT, (-AC), (LC)
	6PK2271D2	ALT, (-AC), (-LC)					





MERCEDES-BENZ

C-CLASS (W202, S202)



					AP9010 AP9015 VD1041 VD1042 MS23	ALT, (Bosch), OE-NO 010 154 9502, 012 154 2202, 013 154 3602, FOR ALT: 90A ALT, (Bosch), FOR ALT: 115A, OE-NO 011 154 78 02, 010 154 96 02 OE-NO A611 030 10 03, A611 030 14 03, (Code: 170) OE-NO A611 030 02 03, A646 030 09 03, A611 030 05 03 ONLY WITH VD1041, VD1042
C 200 D	03/93-05/00	OM601.913	55	1997	6PK2050 6PK2120 AP9034 AP9034	ALT, PS ALT, PS, AC ALT, (Bosch), FOR ALT: 70A, OE-NO 008 154 96 02, FOR ALT: 90A, OE-NO 009 154 30 02 ALT, (Valeo), FOR ALT: 70A, OE-NO 009 154 41 02, FOR ALT: 90A, OE-NO 009 154 58 02
C 200 D, C 200 T D	10/96-03/01	OM604.915	65	1997	6PK2050 6PK2130 AP9034 AP9034	ALT ALT, AC ALT, (Valeo), FOR ALT: 90A, OE-NO 009 154 58 02, 010 154 54 02, 011 154 00 02 ALT, (Bosch), FOR ALT: 90A, OE-NO 009 154 30 02, 010 154 47 02, 010 154 48 02
C 200 Kompressor	10/95-05/00	M111.944	132-141	1998	6PK1330 6PK1760 6PK1775 6PK1863 6PK1873	ALT, AIRC PS, (LC) PS PS, AC, (LC) PS, AC
C 200 T Kompressor	09/00-03/01	M111.956	120	1998	6PK1352 6PK1760 6PK1775 6PK1863 6PK1870	ALT PS, (AC), (LC) PS, (AC), (LC) PS, (AC), (LC) PS, (AC), (LC)
C 200, C 200 T	01/94-03/01	M111.941, M111.945	100	1998	6PK2040 6PK2040 6PK2040 6PK2040 6PK2040 6PK2055 6PK2055 6PK2055 6PK2140 6PK2140 6PK2140 6PK2155 6PK2155 6PK2155	(-AC), (LC), (MANL), MTR-CODE: 111.941, MTR-NO 028944⇨ (-AC), (-LC), (MANL), MTR-CODE: 111.941, ⇨MTR-NO 028943 (-AC), (LC), (AUTOM), MTR-CODE: 111.941, MTR-NO 034155⇨ (-AC), (-LC), (AUTOM), MTR-CODE: 111.941, ⇨MTR-NO 034154 (-AC), (LC), MTR-CODE: 111.945 (-AC), (-LC), MTR-CODE: 111.945 (-AC), (-LC), MTR-CODE: 111.941, (MANL), MTR-NO 028944⇨ (-AC), (-LC), MTR-CODE: 111.941, (AUTOM), MTR-NO 034155⇨ (AC), (LC), (AUTOM), MTR-CODE: 111.941, ⇨MTR-NO 034154 (AC), (LC), MTR-CODE: 111.945 (AC), (LC), (MANL), MTR-CODE: 111.941, ⇨MTR-NO 028943 (AC), (-LC), MTR-CODE: 111.941, (MANL), MTR-NO 028944⇨ (AC), (-LC), MTR-CODE: 111.941, (AUTOM), MTR-NO 034155⇨ (AC), (LC), (AUTOM), MTR-CODE: 111.941, ⇨MTR-NO 034154
C 220	03/93-05/00	M111.961	110	2199	6PK2040 6PK2140	ALT, PS ALT, PS, AC
C 220 CDI, C 220 T CDI	09/97-03/01	OM611.960	92	2151	6PK2160 6PK2196 6PK2241 6PK2271	ALT, (-AC), (LC) ALT, (-AC), (-LC) ALT, (AC), (LC) ALT, (AC), (-LC)





MERCEDES-BENZ

C-CLASS (W202, S202)



					6PK2160D1 6PK2196D1 6PK2241D1 6PK2271D2 AP9010 AP9015 VD1041 VD1042 MS23	ALT, (AC), (LC) ALT, (-AC), (-LC) ALT, (AC), (LC) ALT, (AC), (-LC) ALT, (Bosch), OE-NO 010 154 9502, 012 154 2202, 013 154 3602, FOR ALT: 90A ALT, (Bosch), FOR ALT: 115A, OE-NO 011 154 78 02, 010 154 96 02 OE-NO A611 030 10 03, A611 030 14 03. (Code: 170) OE-NO A611 030 02 03, A646 030 09 03, A611 030 05 03 ONLY WITH VD1041, VD1042
C 220 D, C 220 T D	08/93-03/01	OM604.910	55-70	2155	6PK2050 6PK2120 AP9034 AP9034	ALT, PS ALT, PS, AC ALT, (Valeo), FOR ALT: 70A, OE-NO 009 154 41 02, FOR ALT: 90A, OE-NO 009 154 58 02, 010 154 54 02, 011 154 00 02 ALT, (Bosch), FOR ALT: 70A, OE-NO 008 154 96 02, FOR ALT: 90A, OE-NO 009 154 30 02, 010 154 47 02, 010 154 48 02, FOR ALT: 115A, OE-NO 010 154 94 02
C 230 Kompressor, C 230 T Kompressor	10/95-09/00	M111.975	142	2295	6PK1330 6PK1760 6PK1775 6PK1863 6PK1873	ALT ALT, PS, (LC) ALT, PS ALT, PS, AC, (LC) ALT, PS, AC
C 230, C 230 T	06/96-06/98	M111.974	110	2295	6PK2055 6PK2140 6PK2155	ALT, (AC), (LC) ALT, (AC), (LC) ALT, (AC), (-LC)
C 240, C 240 T	06/97-03/01	M112.910, M112.915	125	2398-2597	6PK2315 6PK2390 6PK2390D1 VD1070 MS32	ALT, PS, (-AC) ALT, PS, (AC) ALT, PS, (AC) ONLY WITH VD1070
C 250 D	05/93-05/00	OM605.910	83	2497	6PK2080 6PK2140 AP9034 AP9034	ALT, PS ALT, PS, AC ALT, (Bosch), FOR ALT: 70A, OE-NO 008 154 96 02, FOR ALT: 90A, OE-NO 009 154 30 02, 010 154 47 02, 010 154 48 02 ALT, (Valeo), FOR ALT: 70A, OE-NO 009 154 41 02, FOR ALT: 90A, OE-NO 009 154 58 02, 010 154 54 02, 011 154 00 02
C 250 Turbo-D, C 250 T Turbo-D	10/95-03/01	OM605.960	110	2497	6PK2080 6PK2145 AP9034 AP9034	ALT ALT, AC ALT, (Valeo), FOR ALT: 90A, OE-NO 009 154 58 02, 010 154 54 02, 011 154 00 02 ALT, (Bosch), FOR ALT: 90A, OE-NO 009 154 30 02, 010 154 47 02, 010 154 48 02
C 280	05/93-05/00	M104.941	142	2799	6PK2080 6PK2100 6PK2130 6PK2150 6PK2175 6PK2205 6PK2225 6PK2245 6PK2257	ALT, ⇨12/1993, ⇨MTR-NO 004058, (MANL), ⇨MTR-NO 034966, (AUTOM) ALT, (LC) ALT, 03/1996⇨ ALT, ⇨03/1996, MTR-NO 004059⇨, (MANL), MTR-NO 034967⇨, (AUTOM) ALT, AC, ⇨12/1993, ⇨MTR-NO 004058, (MANL), ⇨MTR-NO 034966, (AUTOM) ALT, AC, 03/1996⇨, (LC) ALT, AC, 03/1996⇨ ALT, AC, (-LC), 03/1996⇨ ALT, AC, ⇨03/1996, MTR-NO 004059⇨, (MANL),



MERCEDES-BENZ



MERCEDES-BENZ						
C-CLASS (W202, S202)						
↔ C 280, C 280 T	06/97-03/01	M112.920	145	2799	6PK2315 6PK2390 6PK2390D1 VD1070 MS32	ALT, PS, (-AC) ALT, PS, (AC) ALT, PS, (AC) ONLY WITH VD1070
C 36 AMG	05/94-05/00	M104.941 (AMG3.6)	206	3606	6PK2100 6PK2130 6PK2150 6PK2205 6PK2225 6PK2245 6PK2257	ALT, 03/1996↔, (LC) ALT, 03/1996↔ ALT, ↔03/1996, MTR-NO 004059↔, (MANL), MTR-NO 034967↔, (AUTOM) ALT, AC, (LC), 03/1996↔ ALT, AC, 03/1996↔ ALT, AC, (-LC), 03/1996↔ ALT, AC, ↔03/1996, MTR-NO 004059↔, (MANL), MTR-NO 034967↔, (AUTOM)
C 43 AMG	08/97-03/01	M113.944	225	4266	6PK2390 6PK2390D1 VD1070 MS32	ALT, PS, AC ALT, PS, AC ONLY WITH VD1070
C-CLASS (W203, S203, CL203)						
C 180	10/00-05/02	M111.951	95	1998	6PK2035 6PK2135	ALT, PS, (-AC) ALT, PS, AC
C 180 Kompressor	05/02-08/07	M271.946	105	1796	7PK2315 7PK2418 AP9020 AP9020 AP9026	ALT, WP, PS, (-AC) ALT, WP, PS, AC ALT, (Bosch), FOR ALT: 120A, OE-NO 271 154 08 02 ALT, (Valeo), FOR ALT: 120A, OE-NO 271 154 09 02, ↔PROD.NO Valeo 2542582 C ALT, (Valeo), FOR ALT: 120A, OE-NO 271 154 09 02, PROD.NO Valeo 2542582 D↔
C 200 CDI	09/00-08/07	OM611.962	85	2148	6PK2190 6PK2260 6PK2260D1 AP9024 VD1036 VD1042 MS23	ALT, WP, PS, (-AC) ALT, WP, PS, AC ALT, WP, PS, AC, (5-GEAR-AUTOM) ALT, (Delphi), FOR ALT: 190A, OE-NO 000 154 17 50, 000 154 25 50 (5-GEAR-AUTOM) (MANL) ONLY WITH VD1036, VD1042
	02/01-08/07	OM646.962	75-90	2148	6PK2190 6PK2260 6PK2260D1 6PK2260D3 AP9027 VD1036 VD1042 MS16 MS23	ALT, WP, PS, (-AC) ALT, WP, PS, AC ↔MTR-NO 30562087, ↔06/2006, ALT, WP, PS, AC, (5-GEAR-AUTOM) MTR-NO 30562319↔, 07/2006↔, ALT, WP, PS, AC, (5-GEAR-AUTOM) ALT, (Bosch), FOR ALT: 200A, OE-NO 013 154 00 02, 014 154 07 02 (5-GEAR-AUTOM), MTR-NO 30085732↔ (MANL) ONLY WITH VD1036, VD1042, MTR-NO 30562319↔, 40008578↔, 30528521↔ ONLY WITH VD1036, VD1042, ↔MTR-NO 30528520, 40008577, 30562318
C 200 CGI Kompressor	07/03-02/07	M271.942	125	1796	7PK2315 7PK2418 AP9020 AP9020 AP9026	ALT, WP, PS, (-AC) ALT, WP, PS, AC ALT, (Bosch), OE-NO A 271 154 08 02, FOR ALT: 120A ALT, (Valeo), OE-NO A 271 154 09 02, ↔PROD.NO Valeo 2542582 C, FOR ALT: 120A ALT, (Valeo), OE-NO A 271 0154 09 02, FOR ALT: 120A, PROD.NO Valeo 2542582 D↔
C 200 Kompressor	05/00-05/02	M111.955	120	1998	6PK1352 6PK1760 6PK1775	AIRC ALT, WP, PS, (-AC), (LC) ALT, WP, PS, (-AC), (-LC)



MERCEDES-BENZ

C-CLASS (W203, S203, CL203)



	05/02-08/07	M271.940	120	1796	6PK1863 7PK2315 7PK2418 AP9020 AP9020 AP9026	ALT, WP, PS, (AC), (LC) ALT, WP, PS, (-AC) ALT, WP, PS, AC ALT, (Bosch), OE-NO A 271 154 08 02, FOR ALT: 120A ALT, (Valeo), OE-NO A 271 154 09 02, ⇨ PROD.NO Valeo 2542582 C, FOR ALT: 120A ALT, (Valeo), OE-NO A 271 154 09 02, FOR ALT: 120A, PRODNO Valeo 2542582 D⇨
C 220 CDI	05/00-08/07	OM611.962	105	2148	6PK2190 6PK2260 6PK2260D1 AP9024 VD1036 VD1042 MS23	ALT, WP, PS, (-AC) ALT, WP, PS, AC ALT, WP, PS, AC, (5-GEAR-AUTOM) ALT, (Delphi), FOR ALT: 190A, OE-NO 000 150 17 50, 000 150 25 50 (5-GEAR-AUTOM) (MANL) ONLY WITH VD1036, VD1042
	02/04-08/07	OM646.963	110	2148	6PK2190 6PK2260 6PK2260D1 6PK2260D3 AP9027 VD1036 VD1042 MS16 MS23	ALT, WP, PS, (-AC) ALT, WP, PS, AC ⇨06/2006, ⇨MTR-NO 30562087, ALT, WP, PS, AC, (5-GEAR-AUTOM) 07/2006⇨, MTR-NO 30562319⇨, ALT, WP, PS, AC, (5-GEAR-AUTOM) ALT, (Bosch), FOR ALT: 200A, OE-NO 013 154 00 02, 014 154 07 02 (5-GEAR-AUTOM), MTR-NO 30085732⇨ (MANL) ONLY WITH VD1036, VD1042, MTR-NO 30562319⇨, 40008578⇨ ONLY WITH VD1036, VD1042, ⇨MTR-NO 30562318, 40008577
C 230	01/05-08/07	M272.920	150	2496	6PK2404 VD1072 MS32	ALT, WP, PS, AC ONLY WITH VD1072
C 230 Kompressor	02/04-08/07	M271.948	141	1796	7PK2315 7PK2418 AP9020 AP9020 AP9026	ALT, WP, PS, (-AC) ALT, WP, PS, AC ALT, (Bosch), FOR ALT: 120A, OE-NO 271 154 08 02 ALT, (Valeo), FOR ALT: 120A, OE-NO 271 154 09 02, ⇨ PROD.NO Valeo 2542582 C ALT, (Valeo), FOR ALT: 120A, OE-NO 271 154 09 02, PROD.NO Valeo 2542582 D⇨
C 240, C 240 4-matic	05/00-08/07	M112.912, M112.916	125	2597	6PK2380 6PK2380 6PK2380 6PK2380 6PK2390 6PK2390 6PK2390 6PK2390 6PK2390 6PK2380D1 6PK2380D1 6PK2380D1 6PK2380D1 6PK2390D1 6PK2390D1 6PK2390D1 6PK2390D1 6PK2390D1 6PK2390D1 VD1070 MS32	ALT, PS, AC, CH-NO R 108313⇨, 05/2003⇨ ALT, PS, AC, 03/2003⇨, CH-NO F 410069⇨ ALT, PS, AC, 03/2003⇨, CH-NO E 014992⇨ ALT, PS, AC, 03/2003⇨, CH-NO A 507496⇨ ALT, PS, AC, ⇨02/2003, ⇨CH-NO A 507495 ALT, PS, AC, ⇨02/2003, ⇨CH-NO F 410068 ALT, PS, AC, ⇨CH-NO R 108312, ⇨04/2003 ALT, PS, AC, ⇨02/2003, ⇨CH-NO E 014991 ALT, PS, AC, 03/2003⇨, CH-NO E 014992⇨ ALT, PS, AC, 03/2003⇨, CH-NO A 507496⇨ ALT, PS, AC, 03/2003⇨, CH-NO F 410069⇨ ALT, PS, AC, 05/2003⇨, CH-NO R 108313⇨ ALT, PS, AC, ⇨04/2003, ⇨CH-NO R 108312 ALT, PS, AC, ⇨02/2003, ⇨CH-NO F 410068 ALT, PS, AC, ⇨02/2003, ⇨CH-NO E 014991 ALT, PS, AC, ⇨02/2003, ⇨CH-NO A 507495
C 270 CDI	12/00-08/07	OM612.962	125	2685	6PK2190 6PK2260	ALT, WP, PS, (-AC) ALT, WP, PS, AC



MERCEDES-BENZ



MERCEDES-BENZ

C-CLASS (W203, S203, CL203)

					6PK2260D1 AP9024 VD1036 MS16 MS23	⇒MTR-NO 51 184580, ALT, WP, PS, AC ALT, (Delphi), FOR ALT: 150A, OE-NO 000 150 05 50, ⇒MTR-NO 30 044707, FOR ALT: 190A, OE-NO 000 150 17 50, 000 150 25 50, MTR-NO 30 044708⇒ (5-GEAR-AUTOM), OE-NO A611 030 17 03 ONLY WITH VD1036, MTR-NO 51184581⇒ ONLY WITH VD1036, ⇒MTR-NO 51184580
C 280, C 280 4-matic	01/05-02/07	M272.940, M272.941	170	2996	6PK2404 VD1072 MS32	ALT, WP, PS, AC ONLY WITH VD1072
C 30 CDI AMG	01/03-08/07	OM612.990	170	2950	6PK2250 AP9010	ALT ALT, (Bosch), FOR ALT: 150A, OE-NO 012 154 1502, 013 154 1302
C 320, C 320 4-matic	05/00-08/07	M112.946, M112.953	160	3199	6PK2380 6PK2380 6PK2380 6PK2380 6PK2390 6PK2390 6PK2390 6PK2390 6PK2390 6PK2390 6PK2380D1 6PK2380D1 6PK2380D1 6PK2380D1 6PK2390D1 6PK2390D1 6PK2390D1 6PK2390D1 6PK2390D1 VD1070 MS32	ALT, PS, AC, 03/2003⇒, CH-NO E 014992⇒ ALT, PS, AC, 03/2003⇒, CH-NO A 507496⇒ ALT, PS, AC, 03/2003⇒, CH-NO F 410069⇒ ALT, PS, AC, CH-NO R 108313⇒, 05/2003⇒ ALT, PS, AC, ⇒CH-NO R 108312, ⇒04/2003 ALT, PS, AC, ⇒02/2003, ⇒CH-NO E 014991 ALT, PS, AC, ⇒02/2003, ⇒CH-NO A 507495 ALT, PS, AC, ⇒02/2003, ⇒CH-NO F 410068 ALT, PS, AC, 03/2003⇒, CH-NO E 014992⇒ ALT, PS, AC, 03/2003⇒, CH-NO A 507496⇒ ALT, PS, AC, 03/2003⇒, CH-NO F 410069⇒ ALT, PS, AC, 05/2003⇒, CH-NO R 108313⇒ ALT, PS, AC, ⇒04/2003, ⇒CH-NO R 108312 ALT, PS, AC, ⇒02/2003, ⇒CH-NO F 410068 ALT, PS, AC, ⇒02/2003, ⇒CH-NO E 014991 ALT, PS, AC, ⇒02/2003, ⇒CH-NO A 507495 ONLY WITH VD1070
C 320 CDI	01/05-08/07	OM642.910	165	2987	7PK2035 7PK2035D1 VD1073 MS33	ALT, WP, PS, AC ALT, WP, PS, AC ONLY WITH VD1073
C 350, C 350 4-matic	01/05-08/07	M272.960, M272.970	200	3498	6PK2404	ALT, WP, PS, AC
C-CLASS Coupe (C204)						
C 250	06/11-	M271.860	150	1796	AP9050	ALT, (Valeo), FOR ALT: 120A, OE-NO 014 154 14 02, FOR ALT: 150A, OE-NO 014 154 15 02, 000 906 30 00, 013 154 33 02, MTR-CODE: M271.820
C 250 CDI	06/11-	OM651.911	150	2143	AP9050	ALT, (Valeo), FOR ALT: 150A, OE-NO 014 154 11 02, 000 903 04 01, FOR ALT: 180A, OE-NO 013 154 68 02, 000 906 79 00, MTR-CODE: OM 651.911
C-CLASS Coupe (CL203)						
C 160 Kompressor	05/02-05/08	M271.921	90	1796	7PK2315 7PK2418 AP9020 AP9020 AP9026	ALT, (-AC) ALT, (AC) ALT, (Bosch), OE-NO A 271 154 08 02, FOR ALT: 120A ALT, (Valeo), OE-NO A 271 154 09 02, ⇒PROD.NO Valeo 2542582 C, FOR ALT: 120A ALT, (Valeo), OE-NO A 271 154 09 02, FOR ALT: 120A, PROD.NO Valeo 2542582 D⇒
C 180	03/01-05/02	M111.951	95	1998	6PK2035 6PK2135	ALT, PS, (-AC) ALT, PS, AC
C 180 Kompressor	05/02-05/08	M271.946	105	1796	7PK2315 7PK2418 AP9020 AP9020	ALT, (-AC) ALT, (AC) ALT, (Bosch), OE-NO A 271 154 08 02, FOR ALT: 120A ALT, (Valeo), OE-NO A 271 154 09 02, ⇒PROD.NO Valeo 2542582 C, FOR ALT: 120A



MERCEDES-BENZ

C-CLASS Coupe (CL203)



					AP9026 ALT, (Valeo), OE-NO A 271 154 09 02, FOR ALT: 120A, PROD.NO Valeo 2542582 D⇒
C 200 CDI	03/03-05/08	OM646.962	90	2148	6PK2190 ALT, (AC) 6PK2260 ALT, (AC) 6PK2260D1 ⇒06/2006, ⇒MTR-NO 30562087, ALT, (AC), (5-GEAR-AUTOM) AP9027 ALT, (Bosch), FOR ALT: 200A, OE-NO 013 154 00 02, 014 154 07 02 VD1036 (5-GEAR-AUTOM), MTR-NO 30085732⇒ VD1042 (MANL) MS16 ONLY WITH VD1036, VD1042, MTR-NO 30562319⇒, 40008578⇒, 30528521⇒ MS23 ONLY WITH VD1036, VD1042, ⇒MTR-NO 30528520, 40008577, 30562318
C 200 CGI Kompressor, C 200 Kompressor	05/02-05/08	M271.940, M271.942	120-125	1796	7PK2315 ALT, WP, PS, (-AC) 7PK2418 ALT, WP, PS, AC AP9020 ALT, (Bosch), OE-NO A 271 154 08 02, FOR ALT: 120A AP9020 ALT, (Valeo), OE-NO A 271 154 09 02, ⇒PROD.NO Valeo 2542582 C, FOR ALT: 120A AP9026 ALT, (Valeo), OE-NO A 271 154 09 02, FOR ALT: 120A, PROD.NO Valeo 2542582 D⇒
C 200 Kompressor	03/01-05/02	M111.955	120	1998	6PK1352 AIRC 6PK1760 ALT, WP, PS, (-AC), (LC) 6PK1775 ALT, WP, PS, (-AC), (-LC) 6PK1863 ALT, WP, PS, (AC), (LC)
C 220 CDI	03/01-05/08	OM611.962	105	2148	6PK2190 ALT, WP, PS, (-AC) 6PK2260 ALT, WP, PS, AC 6PK2260D1 ALT, WP, PS, AC, (5-GEAR-AUTOM) AP9024 ALT, (Delphi), FOR ALT: 190A, OE-NO 000 154 17 50, 000 154 25 50 VD1036 ONLY WITH VD1036 MS23 ONLY WITH VD1036
	02/04-05/08	OM646.963	110	2148	6PK2190 ALT, (-AC) 6PK2260 ALT, (AC) 6PK2260D1 ⇒06/2006, ⇒MTR-NO 30562087, ALT, (AC), (5-GEAR-AUTOM) AP9027 ALT, (Bosch), FOR ALT: 200A, OE-NO 013 154 00 02, 014 154 07 02 VD1036 (5-GEAR-AUTOM) VD1042 (MANL) MS16 ONLY WITH VD1036, VD1042, MTR-NO 30562319⇒, 40008578⇒ MS23 ONLY WITH VD1036, VD1042, ⇒MTR-NO 30562318, 40008577
C 230	01/05-05/08	M272.920	150	2496	6PK2404 ALT, WP, PS, AC VD1072 ONLY WITH VD1072 MS32 ONLY WITH VD1072
C 230 Kompressor	03/01-05/02	M111.981	145	2295	6PK1352 AIRC 6PK1760 ALT, WP, PS, (-AC), (LC) 6PK1775 ALT, WP, PS, (-AC), (-LC) 6PK1863 ALT, WP, PS, (AC), (LC)
	05/02-05/08	M271.948	141	1796	7PK2315 ALT, WP, PS, (-AC) 7PK2418 ALT, WP, PS, AC AP9020 ALT, (Valeo), OE-NO A 271 154 09 02, ⇒PROD.NO Valeo 2542582 C, FOR ALT: 120A AP9020 ALT, (Bosch), OE-NO A 271 154 08 02, FOR ALT: 120A AP9026 ALT, (Valeo), OE-NO A 271 154 09 02, FOR ALT: 120A, PROD.NO Valeo 2542582 D⇒





MERCEDES-BENZ

CLK (C208, A208)

↔ 430	07/98-06/02	M113.943	205	4266	6PK2390 6PK2390D1 VD1070 MS32	ALT, PS, AC ALT, PS, AC ONLY WITH VD1070
-------	-------------	----------	-----	------	--	--

CLK (C209, A209)

200 CGI	07/03-05/09	M271.942	125	1796	AP9020 AP9020 AP9026	ALT, (Valeo), OE-NO A 271 154 09 02, ⇨ PROD.NO Valeo 2542582 C, FOR ALT: 120A ALT, (Bosch), OE-NO A 271 154 08 02, FOR ALT: 120A ALT, (Valeo), OE-NO A 271 154 09 02, FOR ALT: 120A, PROD.NO Valeo 254 2582 D⇨
---------	-------------	----------	-----	------	---	--

200 Kompressor	09/02-05/09	M271.940	120	1796	7PK2418 AP9020 AP9020 AP9026	ALT, (209,342) ALT, (Bosch), OE-NO A 271 154 08 02, FOR ALT: 120A ALT, (Valeo), OE-NO A 271 154 09 02, ⇨ PROD.NO Valeo 2542582 C, FOR ALT: 120A ALT, (Valeo), OE-NO A 271 154 09 02, FOR ALT: 120A, PROD.NO Valeo 2542582 D⇨
----------------	-------------	----------	-----	------	---	---

	10/06-05/09	M271.955	135	1796	7PK2315 7PK2418 AP9026	ALT, (AC) ALT, (AC) ALT, (Valeo), FOR ALT: 120A, OE-NO 271 154 09 02
--	-------------	----------	-----	------	---	--

220 CDI	01/05-05/09	OM646.966	110	2148	6PK2190 6PK2260 AP9027 VD1036 VD1042 MS16 MS23	ALT, (AC), MTR-CODE: 646.966 ALT, (AC), MTR-CODE: 646.966 ALT, (Bosch), FOR ALT: 200A, OE-NO 013 154 00 02, 014 154 07 02 (5-GEAR-AUTOM), MTR-NO 30085732⇨ (MANL) ONLY WITH VD1036, VD1042, MTR-NO 30562319⇨, 40008578⇨ ONLY WITH VD1036, VD1042, ⇨MTR-NO 30562318, 40008577
---------	-------------	-----------	-----	------	---	--

240	06/02-05/09	M112.912	125	2597	6PK2315 6PK2380 6PK2390 6PK2380D1 6PK2390D1 VD1070 MS32	ALT, PS, (AC) ALT, PS, (AC), CH-NO F 050741⇨, 03/2003⇨ ALT, PS, (AC), ⇨CH-NO F 050740, ⇨02/2003 ALT, PS, (AC), 03/2003⇨, CH-NO F 050741⇨ ALT, PS, (AC), ⇨02/2003, ⇨CH-NO F 050740 ONLY WITH VD1070
-----	-------------	----------	-----	------	--	---

270 CDI	10/02-05/09	OM612.962, OM612.967	125	2685	6PK2260 AP9024 VD1036 MS16 MS23	ALT ALT, (Delphi), FOR ALT: 150A, OE-NO 000 150 05 50, ⇨MTR-NO 30 044708, FOR ALT: 190A, OE-NO 000 154 17 50, 000 154 25 50, MTR-NO 30 044708⇨ (5-GEAR-AUTOM), OE-NO A611 030 17 03 ONLY WITH VD1036, MTR-NO 51184581⇨ ONLY WITH VD1036, ⇨MTR-NO 51184580
---------	-------------	-------------------------	-----	------	--	---

280	01/05-05/09	M272.940	170	2996	6PK2404 VD1072 MS32	ALT, WP, PS, AC ONLY WITH VD1072
-----	-------------	----------	-----	------	--	-------------------------------------

320	06/02-05/09	M112.955	160	3199	6PK2380 6PK2390 6PK2380D1 6PK2390D1 VD1070 MS32	ALT, PS, AC, CH-NO F 050741⇨, 03/2003⇨ ALT, PS, AC, ⇨CH-NO F 050740, ⇨02/2003 ALT, PS, AC, 03/2003⇨, CH-NO F 050741⇨ ALT, PS, AC, ⇨02/2003, ⇨CH-NO F 050740 ONLY WITH VD1070
-----	-------------	----------	-----	------	--	--

320 CDI	01/05-05/09	OM642.910	165	2987	7PK2035 7PK2035D1 VD1073 MS33	ALT, WP, PS, AC ALT, WP, PS, AC ONLY WITH VD1073
---------	-------------	-----------	-----	------	--	--

350	01/05-05/09	M272.960	200	3498	6PK2404	ALT
-----	-------------	----------	-----	------	----------------	-----

500	06/02-05/09	M113.968	225	4966	6PK2380 6PK2380D1	ALT, PS, AC ALT, PS, AC
-----	-------------	----------	-----	------	------------------------------------	----------------------------





MERCEDES-BENZ

CLK (C209, A209)

						VD1070	
						MS32	ONLY WITH VD1070
	06/06-05/09	M273.965	285	5461		6PK2404	ALT
63 AMG	04/06-05/09	M156.982	354-373	6208		6PK2360	ALT
CLK 200 CGI	07/03-03/10	M271.942	125	1796		AP9020	ALT, (Valeo), FOR ALT: 120A, OE-NO 271 154 09 02, ⇨PROD.NO Valeo 2542582 C
						AP9020	ALT, (Bosch), FOR ALT: 120A, OE-NO 271 154 08 02
						AP9026	ALT, (Valeo), FOR ALT: 120A, OE-NO 271 154 09 02, PROD.NO Valeo 2542582 D⇨
CLK 200 Kompressor	02/03-03/10	M271.940	120	1796		7PK2418	ALT, (209.442)
						AP9020	ALT, (Bosch), OE-NO A 271 154 08 02, FOR ALT: 120A
						AP9020	ALT, (Valeo), OE-NO A 271 154 09 02, ⇨PROD.NO Valeo 2542582 C, FOR ALT: 120A
						AP9026	ALT, (Valeo), OE-NO A 271 154 09 02, FOR ALT: 120A, PROD.NO Valeo 2542582 D⇨
	10/06-03/10	M271.955	135	1796		7PK2418	ALT
						AP9026	ALT, (Valeo), FOR ALT: 120A, OE-NO 271 154 09 02
CLK 240	02/03-03/10	M112.912	125	2597		6PK2315	ALT, PS, (-AC)
						6PK2380	ALT, PS, AC, CH-NO F 103001⇨, 01/2004⇨
						6PK2380	ALT, PS, AC, CH-NO T 001364⇨, 03/2003⇨
						6PK2390	ALT, PS, AC, ⇨CH-NO T 001363, ⇨03/2003
						6PK2380D1	ALT, PS, AC, 01/2004⇨, CH-NO F 103001⇨
						6PK2380D1	ALT, PS, AC, 03/2003⇨, CH-NO T 001364⇨
						6PK2390D1	ALT, PS, AC, ⇨03/2003, ⇨CH-NO T 001363
						VD1070	
						MS32	ONLY WITH VD1070
CLK 280	01/05-03/10	M272.940	170	2996		6PK2404	ALT, WP, PS, AC
						VD1072	
						MS32	ONLY WITH VD1072
CLK 320	02/03-03/10	M112.955	160	3199		6PK2380	ALT, PS, AC, CH-NO T 001364⇨, 03/2003⇨
						6PK2380	ALT, PS, AC, CH-NO F 103001⇨, 01/2004⇨
						6PK2390	ALT, PS, AC, ⇨CH-NO T 001363, ⇨03/2003
						6PK2380D1	ALT, PS, AC, 03/2003⇨, CH-NO T 001364⇨
						6PK2380D1	ALT, PS, AC, 01/2004⇨, CH-NO F 103001⇨
						6PK2390D1	ALT, PS, AC, ⇨03/2003, ⇨CH-NO T 001363
						VD1070	
						MS32	ONLY WITH VD1070
CLK 320 CDI	03/05-03/10	OM642.910	165	2987		7PK2035	ALT
						7PK2035D1	ALT
						VD1073	
						MS33	ONLY WITH VD1073
CLK 350	01/05-03/10	M272.960	200	3498		6PK2404	ALT
CLK 500	02/03-03/10	M113.968	225	4966		6PK2380	ALT, PS, AC
						6PK2380D1	ALT, PS, AC
						VD1070	
						MS32	ONLY WITH VD1070
	06/06-03/10	M273.967	285	5461		6PK2404	ALT
CLK 63 AMG	04/06-03/10	M156.982	354	6208		6PK2360	ALT
CLS (C218)							
CLS 250 CDI	04/11-	OM651.924	150	2143		AP9050	ALT, (Valeo), FOR ALT: 180A, OE-NO 013 154 68 02, 000 906 79 00
CLS 63 AMG	02/11-	M157.981	386	5461		AP9050	ALT, (Valeo), FOR ALT: 220A, OE-NO 000 906 21 00
CLS (C219)							
CLS 280	07/08-12/10	M272.943	170	2996		6PK2404	ALT
						VD1072	
						MS32	ONLY WITH VD1072
CLS 300	04/09-12/10	M272.943	170	2996		6PK2404	ALT
						VD1072	
						MS32	ONLY WITH VD1072



ContiTech



MERCEDES-BENZ

CLS (C219)

↔ CLS 320 CDI	01/05-12/10	OM642.920	165	2987	∞ ∞ ⊕ ⊞	7PK2035 7PK2035D1 VD1073 MS33	ALT ALT ONLY WITH VD1073
CLS 350	04/06-12/10	M272.985	215	3498	∞	6PK2415	ALT
CLS 350 CDI	04/09-12/10	OM642.920	165	2987	∞ ∞ ⊕ ⊞	7PK2035 7PK2035D1 VD1073 MS33	ALT ALT ONLY WITH VD1073
CLS 350, CLS 350 CGI	10/04-12/10	M272.964, M272.985	200- 215	3498	∞	6PK2404	ALT
CLS 500	10/04-12/10	M113.967	225	4966	∞ ∞	6PK2380 6PK2415	ALT, (219.375) ALT, (219.372)
	04/06-12/10	M273.960	285	5461	∞	6PK2404	ALT, (219.372)
CLS 55 AMG	01/05-12/10	M113.990	350	5439	∞	6PK2445	ALT
CLS 63 AMG	04/06-12/10	M156.983	378	6208	∞	6PK2360	ALT

E-CLASS (A124, C124, S124, W124)

E 200, E 200	06/93-03/98	M111.940	100- 110	1998	∞	6PK2040	ALT, PS
					∞	6PK2140	ALT, PS, AC
E 200 D	06/93-06/95	OM601.912	55	1997	∞	6PK1015	ALT
					∞	6PK2050	ALT, PS
					∞	6PK2120	ALT, PS, AC
E 220, E 220 T	06/93-03/98	M111.960	110	2199	∞	6PK2040	ALT, PS
					∞	6PK2140	ALT, PS, AC
E 250 D	07/93-06/95	OM605.911	83	2497	∞	6PK2080	ALT, PS
					∞	6PK2140	ALT, PS, AC
E 250 T D	06/93-06/96	OM605.911	83	2497	∞	2PJ860	2.FAN
					∞	6PK2080	ALT, (AC)
					∞	6PK2140	ALT, (AC)
E 250 Turbo D	06/93-06/96	OM602.962	93	2497	∞	6PK2030	ALT
					∞	6PK2100	ALT, AC
E 280, E 280 T	06/93-06/96	M104.942	142- 145	2799	∞	6PK2330	ALT, PS, (MANL), ⇨ MTR-NO 005789
					∞	6PK2330	ALT, PS, (AUTOM), ⇨ MTR-NO 048696
					∞	6PK2380	ALT, PS, (MANL), MTR-NO 005790⇨
					∞	6PK2380	ALT, PS, (AUTOM), MTR-NO 048697⇨
					∞	6PK2415	ALT, PS, AC, (MANL), ⇨ MTR-NO 005789
					∞	6PK2415	ALT, PS, AC, (AUTOM), ⇨ MTR-NO 048696
					∞	6PK2475	ALT, PS, AC, (MANL), MTR-NO 005790⇨
∞	6PK2475	ALT, PS, AC, (AUTOM), MTR-NO 048697⇨					
E 300 4-matic, E 300 T 4-matic	06/93-06/95	M103.985	132	2960	∞	6PK2175	ALT, (AC)
					∞	6PK2257	ALT, (AC), (-LC)
					∞	6PK2415	ALT, (AC), (LC)
E 300 D, E 300 T D	06/93-06/96	OM606.910	100	2996	∞	6PK2080	ALT, PS
					∞	6PK2145	ALT, PS, AC
E 300 T Turbo-D, E 300 T Turbo-D 4-matic	06/93-06/96	OM603.960, OM603.963	108	2996	∞	6PK1015	ALT
					∞	6PK2080	ALT, PS
					∞	6PK2145	ALT, PS, AC
E 300 TE-24 AMG	06/93-06/96	M104.980	162	2960	∞	6PK2175	ALT, (AC), (MANL), MTR-NO 009077⇨, (-CAT)
					∞	6PK2175	ALT, (AC), (AUTOM), MTR-NO 042811⇨, (-CAT)
					∞	6PK2205	ALT, (AC), (AUTOM), MTR-NO 021005⇨, ⇨ MTR-NO 042810, (-CAT)
					∞	6PK2205	ALT, (AC), (MANL), MTR-NO 004957⇨, ⇨ MTR-NO 009076, (-CAT)
					∞	6PK2260	ALT, (AC), (MANL), MTR-NO 009077⇨, (-CAT)
					∞	6PK2260	ALT, (AC), (AUTOM), MTR-NO 042811⇨, (-CAT)
					∞	6PK2285	ALT, (AC), (AUTOM), MTR-NO 021005⇨, ⇨ MTR-NO 042810, (-CAT)
					∞	6PK2285	ALT, (AC), (MANL), MTR-NO 004957⇨, ⇨ MTR-NO 009076, (-CAT)
					∞	6PK2330	ALT, (AC), (AUTOM), MTR-NO 042811⇨
					∞	6PK2330	ALT, (AC), (MANL), MTR-NO 009077⇨, (CAT)





MERCEDES-BENZ						
E-CLASS (A124, C124, S124, W124)						
					∞	6PK2360 ALT, (AC), (MANL), MTR-NO 004957⇔, ⇔MTR-NO 009076, (CAT)
					∞	6PK2360 ALT, (-AC), (AUTOM), MTR-NO 021005⇔, ⇔MTR-NO 042810, (CAT)
					∞	6PK2415 ALT, (AC), (AUTOM), MTR-NO 042811⇔, (CAT)
					∞	6PK2415 ALT, (AC), (MANL), MTR-NO 009077⇔, (CAT)
					∞	6PK2445 ALT, (AC), (AUTOM), ⇔MTR-NO 042810, (CAT)
					∞	6PK2445 ALT, (AC), (MANL), ⇔MTR-NO 009076, (CAT)
E 320 , E 320 T	06/93-03/98	M104.992, M104.995	162	3199	∞	6PK2330 ALT, PS, (MANL), ⇔MTR-NO 004356
					∞	6PK2330 ALT, PS, (AUTOM), ⇔MTR-NO 072236
					∞	6PK2360 ALT, PS, (AUTOM), MTR-NO 102821⇔
					∞	6PK2360 ALT, PS, (MANL), MTR-NO 005603⇔
					∞	6PK2380 ALT, PS, (MANL), MTR-NO 004357⇔, ⇔MTR-NO 005602
					∞	6PK2380 ALT, PS, (AUTOM), MTR-NO 072237⇔, ⇔MTR-NO 102820
					∞	6PK2415 ALT, PS, AC, (AUTOM), ⇔MTR-NO 072236
					∞	6PK2415 ALT, PS, AC, (MANL), ⇔MTR-NO 004356
					∞	6PK2445 ALT, PS, AC, (AUTOM), MTR-NO 102821⇔
					∞	6PK2445 ALT, PS, AC, (MANL), MTR-NO 005603⇔
					∞	6PK2475 ALT, PS, AC, (AUTOM), MTR-NO 072237⇔, ⇔MTR-NO 102820
					∞	6PK2475 ALT, PS, AC, (MANL), MTR-NO 004357⇔, ⇔MTR-NO 005602
E 36 AMG, E 36 T AMG	05/94-03/98	M104.992 (AMG3.6)	200	3606	∞	6PK2445 ALT, PS, AC
E 420	06/93-06/95	M119.975	205	4196	∞	6PK2460 ALT, (-AC)
					∞	6PK2535 USA, ALT, MODEL '93⇔
					∞	6PK2535 JAPAN, ALT, MODEL '93⇔
					∞	6PK2535 ALT, (AC)
					∞	8PK2465 JAPAN, ALT, ⇔MODEL '92
					∞	8PK2465 USA, ALT, ⇔MODEL '92
E 500	06/93-06/95	M119.974	235	4973	∞	6PK2523 ALT, (AUTOM), MTR-NO 005782⇔
					∞	8PK2460 ALT, (MANL)
					∞	8PK2460 ALT, (AUTOM), ⇔MTR-NO 005781
E-CLASS (A207, C207)						
E 200 CGI	01/10-	M271.860, M271.820	135	1796	∞	6PK2315 ALT
					⊙	AP9050 ALT, (Valeo), FOR ALT: 120A, OE-NO 014 154 14 02, FOR ALT: 150A, OE-NO 014 154 15 02, 000 906 30 00
E 220 CDI, E 250 CDI	01/10-	OM651.911	125-150	2143	∞	6PK2155 ALT
					⊙	AP9050 ALT, (Valeo), FOR ALT: 150A, OE-NO 014 154 11 02
E 250 CDI	01/09-	OM651.911	150	2143	⊙	AP9050 ALT, (Valeo), FOR ALT: 150A, OE-NO 014 154 11 02
E 250 CGI	01/09-	M271.860	150	1796	∞	6PK2315 ALT
					⊙	AP9050 ALT, (Valeo), FOR ALT: 120A, OE-NO 014 154 14 02, FOR ALT: 150A, OE-NO 014 154 15 02, 000 906 30 00
E 350 CDI	01/10-	OM642.836	170	2987	∞	7PK2035 ALT
					∞⊙	7PK2035D1 ALT
					⊙	VD1073
					📄	MS33 ONLY WITH VD1073
E 350 CGI	01/09-	M272.984, M272.982	215	3498	∞	6PK2390 ALT, (7-GEAR-AUTOM)
					∞	6PK2415 ALT, (NOT FOR 7-GEAR AUTOM)
E 500	01/10-	M273.966	285	5461	∞	6PK2390 ALT, (7-GEAR-AUTOM)
					∞	6PK2415 ALT, (NOT FOR 7-GEAR AUTOM)
E-CLASS (W210, S210)						
E 200 , E 200 T	06/95-08/00	M111.942	100	1998	∞	2PJ860 2.FAN
					∞	6PK2055 ALT, (-AC)
					∞	6PK2155 ALT, (AC)
E 200 CDI	06/98-03/02	OM611.961	75-85	2148-2151	∞	6PK2205 ALT, PS
					∞	6PK2271 ALT, PS, AC





MERCEDES-BENZ

E-CLASS (W210, S210)



					6PK2271D1 AP9015 AP9024 AP9024 VD1036 VD1042 MS23	ALT, PS, AC, (5-GEAR-AUTOM) ALT, (Bosch), FOR ALT: 115A, OE-NO 012 154 54 02, 011 154 78 02 ALT, (Bosch), FOR ALT: 150A, OE-NO 000 150 06 50, 000 150 28 50 ALT, (Delphi), FOR ALT: 190A, OE-NO 000 150 16 50, 000 150 24 50 (5-GEAR-AUTOM) (MANL) ONLY WITH VD1036, VD1042
E 200 D	01/96-03/02	OM604.917	65	1997	2PJ860 6PK2050 6PK2120 AP9034 AP9034	2.FAN ALT, WP, FAN, PS ALT, WP, FAN, AC, PS ALT, (Valeo), FOR ALT: 90A, OE-NO 009 154 58 02, 010 154 54 02, 011 154 00 02 ALT, (Bosch), FOR ALT: 90A, OE-NO 009 154 30 02, 010 154 47 02, 010 154 48 02, FOR ALT: 115A, OE-NO 010 154 94 02
E 200 Kompressor, E 200 T Kompressor	06/97-03/03	M111.947	137	1998	6PK1330 6PK1760 6PK1775 6PK1863 6PK1873	ALT, AIRC WP, FAN, PS, (LC) WP, FAN, PS WP, FAN, AC, PS, (LC) WP, FAN, AC, PS
E 200 Kompressor, E 200 T Kompressor	08/00-03/03	M111.957	120	1998	6PK1352 6PK1870	ALT, AIRC WP, PS, AC
E 220 CDI, E 220 T CDI	06/98-03/03	OM611.961	92-105	2148-2151	6PK2196 6PK2271 6PK2271D1 AP9015 AP9024 AP9024 AP9024 VD1036 VD1042 MS23	ALT, PS, (-AC) ALT, PS, AC ALT, PS, AC, (5-GEAR-AUTOM) ALT, (Bosch), FOR ALT: 115A, OE-NO 012 154 54 02, 011 154 78 02 ALT, (Bosch), FOR ALT: 150A, OE-NO 000 150 06 50, 000 150 28 50 ALT, (Delphi), FOR ALT: 190A, OE-NO 000 150 16 50, 000 150 24 50 (5-GEAR-AUTOM) (MANL) ONLY WITH VD1036, VD1042
E 220 D	06/95-03/02	OM604.912	55-70	2155	2PJ860 6PK2050 6PK2130 AP9034 AP9034	2.FAN ALT, (-AC) ALT, (AC) ALT, (Valeo), FOR ALT: 90A, OE-NO 009 154 58 02, 010 154 54 02, 011 154 00 02 ALT, (Bosch), FOR ALT: 90A, OE-NO 009 154 30 02, 010 154 47 02, 010 154 48 02, FOR ALT: 115A, OE-NO 010 154 94 02
E 220 T CDI	06/98-07/99	OM611.961	92	2151	6PK2196 6PK2271 AP9015 AP9024 VD1036 VD1042 MS23	ALT, PS, (-AC) ALT, PS, AC ALT, (Bosch), FOR ALT: 115A, OE-NO 012 154 54 02, 011 154 78 02 ALT, (Bosch), FOR ALT: 150A, OE-NO 000 150 06 50, 000 150 28 50 (5-GEAR-AUTOM) (MANL) ONLY WITH VD1036, VD1042
E 230, E 230 T	06/95-06/97	M111.970	110	2295	2PJ860 6PK2055 6PK2155	2.FAN ALT, (-AC) ALT, (AC)
E 240, E 240 T	08/00-03/03	M112.914	125	2597	2PJ860 6PK2315 6PK2390 6PK2390D1	2.FAN ALT, PS, (-AC) ALT, PS, (AC) ALT, PS, (AC)





MERCEDES-BENZ

E-CLASS (W210, S210)

					VD1070 MS32	ONLY WITH VD1070
	12/96-03/03	M112.911	125-150	2398	2PJ860 6PK2315 6PK2390 6PK2390D1 VD1070 MS32	2.FAN ALT, PS, (-AC) ALT, PS, (AC) ALT, PS, (AC)
E 250 D, E 250 T D	06/95-07/99	OM605.912	83	2497	2PJ860 6PK2080 6PK2140 AP9034 AP9034	2.FAN ALT, PS AC ALT, (Bosch), FOR ALT: 90A, OE-NO 009 154 30 02, 010 154 47 02, 010 154 48 02, FOR ALT: 115A, OE-NO 010 154 94 02 ALT, (Valeo), FOR ALT: 90A, OE-NO 009 154 58 02, 010 154 54 02, 011 154 00 02
E 250 T Turbo-D, E 250 Turbo-D	06/97-07/99	OM605.962	110	2497	2PJ860 6PK2080 6PK2140 6PK2145	2.FAN ALT, WP, FAN, PS ALT, WP, FAN, AC, PS, OE-NO 0109977992 ALT, WP, FAN, AC, PS, OE-NO 0089973892
E 270 CDI, E 270 T CDI	07/99-03/03	OM612.961	125	2685	6PK2271 6PK2271D1 AP9010 AP9024 VD1036 VD1042 MS16 MS23	ALT, PS, AC ⇨MTR-NO 51 184580, ALT, PS, AC ALT, (Bosch), FOR ALT: 120A, OE-NO 010 154 96 02, 011 154 78 02, 012 154 54 02 ALT, (Bosch), FOR ALT: 150A, OE-NO 000 154 06 50, 000 154 28 50, FOR ALT: 190A, OE-NO 000 154 16 50, 000 154 24 50 (5-GEAR-AUTOM) (MANL) ONLY WITH VD1036, VD1042, MTR-NO 51184581⇨ ONLY WITH VD1036, VD1042, ⇨MTR-NO 51184580
E 280	01/96-06/97	M104.945	142	2799	2PJ860 6PK2120 6PK2140 6PK2225 6PK2245	2.FAN ALT, (AC), 03/1996⇨ ALT, (AC), ⇨03/1996 ALT, (AC), 03/1996⇨ ALT, (AC), ⇨03/1996
E 280, E 280 4-matic, E 280 T, E 280 T 4-matic	12/96-03/03	M112.921	150	2799	2PJ860 6PK2315 6PK2390 6PK2390D1 VD1070 MS32	2.FAN ALT, PS, (-AC) ALT, PS, (AC) ALT, PS, (AC)
E 290 Turbo-D, E 290 T Turbo-D	03/96-07/99	OM602.982	95	2874	2PJ860 6PK2100 6PK2145 AP9034 AP9034	2.FAN ALT, PS ALT, AC ALT, (Bosch), FOR ALT: 90A, OE-NO 010 154 08 02, 010 154 48 02, FOR ALT: 115A, OE-NO 010 154 94 02 ALT, (Valeo), FOR ALT: 90A, OE-NO 011 154 00 02
E 300 D	06/95-06/97	OM606.912	100	2996	2PJ860 6PK2080 6PK2140 AP9034 AP9034	2.FAN ALT, PS AC ALT, (Valeo), FOR ALT: 90A, OE-NO 009 154 58 02, 010 154 54 02, 011 154 00 02 ALT, (Bosch), FOR ALT: 90A, OE-NO 009 154 30 02, 010 154 47 02, 010 154 48 02, FOR ALT: 115A, OE-NO 010 154 94 02
E 300 T Turbo-D, E 300 Turbo-D	12/96-07/99	OM606.962	130	2996	2PJ860 6PK2065	2.FAN ALT, PS



MERCEDES-BENZ

E-CLASS (W210, S210)

					6PK2130 AP9034	ALT, PS, AC ALT, (Bosch), FOR ALT: 90A, OE-NO 010 154 48 02, FOR ALT: 115A, OE-NO 010 154 94 02
E 320	06/95-06/97	M1104.995	162	3199	6PK2120 6PK2140 6PK2225 6PK2245	ALT, PS, (-AC), (AUTOM), MTR-NO 034380⇒, MTR-CODE: 104.995 ALT, PS, (-AC), (AUTOM), ⇒MTR-NO 034379, MTR-CODE: 104.995 ALT, PS, (AC), (AUTOM), MTR-NO 034380⇒, MTR-CODE: 104.995 ALT, PS, (AC), (AUTOM), ⇒MTR-NO 034379, MTR-CODE: 104.995
E 320, E 320 4-matic, E 320 T, E 320 T 4-matic	06/97-03/03	M112.941	165	3199	2PJ860 6PK2390 6PK2390D1 VD1070 MS32	2.FAN ALT, PS, AC ALT, PS, AC ONLY WITH VD1070
E 320 CDI, E 320 T CDI	07/99-03/03	OM613.961	145	3226	2PJ860 6PK2271 AP9024 VD1103	2.FAN ALT, WP, AC, PS ALT, FOR ALT: 150A MTR-CODE: 613.961
E 420, E 420 T	01/96-06/97	M119.985	205	4196	2PJ860 6PK2433 6PK2510	2.FAN ALT, (AC) ALT, (AC)
E 430, E 430 4-matic, 430 T, E 430 T 4-matic	06/97-03/03	M113.940	205	4266	2PJ860 6PK2315 6PK2390 6PK2390D1 VD1070 MS32	2.FAN ALT, PS, (-AC) ALT, PS, (AC) ALT, PS, (AC) ONLY WITH VD1070
E 50 AMG	02/96-08/97	M119.985 (AMG5.0)	255	4973	2PJ860 6PK2433 6PK2510	2.FAN ALT, (-AC) ALT, (AC)
E 55 AMG, E 55 AMG 4-matic, E 55 T AMG, E 55 T AMG 4-matic	08/97-03/03	M113.980	260	5439	2PJ860 6PK2315 6PK2390	2.FAN ALT, (-AC) ALT, (AC)
E-CLASS (W211, S211)						
3.5 4-matic	08/04-08/06	M272.972	205	3498	6PK2415	ALT
350 CGI	05/06-07/09	M272.985	215	3498	6PK2404	ALT
E 200 CDI	07/02-12/08	OM646.951	75-90	2148	6PK2241 6PK2260 6PK2260D1 6PK2260D3 AP9027 VD1036 VD1042 MS16 MS23	ALT, ⇒CH-NO A348117, X109211, ⇒06/2003 ALT, CH-NO A348118⇒, X109212⇒, 07/2003⇒ 07/2003⇒, ⇒03/2006, CH-NO A348118⇒, X109212⇒, ⇒MTR-NO 30528520, ALT, (5-GEAR-AUTOM) MTR-NO 30562088⇒, 07/2006⇒, ALT, (5-GEAR-AUTOM) ALT, (Bosch), FOR ALT: 200A, OE-NO 012 154 98 02, 013 154 00 02, 06/2003⇒ (5-GEAR-AUTOM), MTR-NO 30085732⇒ (MANL), MTR-NO 30085732⇒ ONLY WITH VD1036, VD1042, MTR-NO 30562319⇒, 40008578⇒ ONLY WITH VD1036, VD1042, ⇒MTR-NO 30528520, 40008577
	04/06-12/08	OM646.820	100	2148	6PK2260 AP9027 VD1042 MS16	ALT ALT, (Bosch), FOR ALT: 200A, OE-NO 013 154 59 02, 013 154 90 02 ONLY WITH VD1042
	04/06-07/09	OM646.821	100	2148	6PK2260 AP9027	ALT ALT, (Bosch), FOR ALT: 180A, OE-NO 013 154 90 02, FOR ALT: 200A, OE-NO 013 154 59 02





MERCEDES-BENZ

E-CLASS (W211, S211)

					VD1042 MS16	ONLY WITH VD1042
E 200 CGI	11/02-12/08	M271.946	125	1796	7PK2418 AP9020 AP9020 AP9026	ALT, PS, AC ALT, (Valeo), FOR ALT: 120A, OE-NO 271 154 09 02, ⇒PROD.NO Valeo 2542582 C ALT, (Bosch), FOR ALT: 120A, OE-NO 271 154 08 02 ALT, (Valeo), FOR ALT: 120A, OE-NO 271 154 09 02, PROD.NO Valeo 2542582 D⇒
E 200 Kompressor	04/06-07/09	M271.956	135	1796	7PK2418 AP9020	ALT ALT, (Bosch), FOR ALT: 120A, OE-NO 271 154 08 02, FOR ALT: 150A, OE-NO 271 154 10 02
E 200 Kompressor, E 200 T Kompressor	03/03-07/09	M271.941	120	1796	7PK2418 AP9020	ALT, PS, AC ALT, (Bosch), FOR ALT: 120A, OE-NO 271 154 08 02, FOR ALT: 150A, OE-NO 271 154 10 02
E 220 CDI, E 220 T CDI	04/06-07/09	OM646.821	125	2148	6PK2260 AP9027	ALT ALT, (Bosch), FOR ALT: 180A, OE-NO 013 154 90 02, FOR ALT: 200A, OE-NO 013 154 59 02
	03/03-07/09	OM646.961	110	2148	VD1042 MS16 6PK2241 6PK2260 6PK2260D1 6PK2260D3 AP9027 VD1036 VD1042 MS16 MS23	ONLY WITH VD1042 ALT, ⇒CH-NO A348117, X109211, ⇒06/2003 ALT, CH-NO A348118⇒, X109212⇒, 07/2003⇒ 07/2003⇒, ⇒06/2006, CH-NO A348118⇒, X109212⇒, ⇒MTR-NO 30562087, ALT, (5-GEAR-AUTOM) MTR-NO 30562319⇒, 07/2006⇒, ALT, (5-GEAR-AUTOM) ALT, (Bosch), FOR ALT: 200A, OE-NO 012 154 98 02, 013 154 00 02, MTR-NO 30085732⇒, 06/2003⇒ (5-GEAR-AUTOM), MTR-NO 30038201⇒ (MANL), MTR-NO 30038201⇒ ONLY WITH VD1036, VD1042, MTR-NO 30562319⇒, 40008578⇒ ONLY WITH VD1036, VD1042, ⇒MTR-NO 30562318, 40008577
E 230, E 230 T	05/07-07/09	M272.922	150	2496	6PK2404 VD1072 MS32	ALT ONLY WITH VD1072
E 240, E 240 4-matic, E 240 T, E 240 T 4-matic	03/02-07/09	M112.913, M112.917	130	2597	6PK2380 6PK2380 6PK2390 6PK2390 6PK2380D1 6PK2380D1 6PK2390D1 6PK2390D1 VD1070 MS32	ALT, PS, AC, CH-NO X 095169⇒, 11/2002⇒ ALT, PS, AC, CH-NO A 135822⇒, 10/2002⇒ ALT, PS, AC, ⇒CH-NO A 135821, ⇒09/2002 ALT, PS, AC, ⇒CH-NO X 095168, ⇒10/2002 ALT, PS, AC, 10/2002⇒, CH-NO A 135822⇒ ALT, PS, AC, 11/2002⇒, CH-NO X 095169⇒ ALT, PS, AC, ⇒10/2002, ⇒CH-NO X 095168 ALT, PS, AC, ⇒09/2002, ⇒CH-NO A 135821
E 250 CDI	08/08-12/08	OM651.924	150	2143	6PK2150 AP9050	ALT ALT, (Valeo), FOR ALT: 150A, OE-NO 014 154 11 02
E 270 CDI, E 270 T CDI	03/02-07/09	OM647.961	130	2685	6PK2241 6PK2260 6PK2260D1 AP9027 VD1036 MS16 MS23	ALT, ⇒CH-NO A348117, X109211, ⇒06/2003 ALT, CH-NO A348118⇒, X109212⇒, 07/2003⇒ 07/2003⇒, ⇒04/2006, CH-NO A348118⇒, X109212⇒, MTR-NO 30070144⇒, ⇒MTR-NO 30131767, ALT ALT, (Bosch), FOR ALT: 200A, OE-NO 012 154 98 02, MTR-NO 30070144⇒, 07/2003⇒ MTR-NO 30070144⇒, OE-NO A611 030 17 03 ONLY WITH VD1036, MTR-NO 51184581⇒ ONLY WITH VD1036, ⇒MTR-NO 30131767
E 280 CDI, E 280 T CDI	05/04-07/09	OM648.961	130	3222	6PK2260	ALT, PS, AC



MERCEDES-BENZ

E-CLASS (W211, S211)



						AP9027	ALT, (Bosch), FOR ALT: 200A, OE-NO 013 154 00 02, 014 154 07 02
						VD1103	MTR-CODE: 948.961
	03/05-07/09	OM642.920	140	2987		7PK2035	ALT, WP, PS, AC
						7PK2035D1	ALT, WP, PS, AC
						VD1073	
						MS33	ONLY WITH VD1073
E 280 CDI 4-matic, E 280 T CDI 4-matic	03/05-07/09	OM642.921	140	2987		7PK2035	ALT, PS, AC
						7PK2035D1	ALT, PS, AC
						VD1073	
						MS33	ONLY WITH VD1073
E 280, E 280 4-matic, E 280 T, E 280 T 4-matic	03/05-07/09	M272.943	170	2996		6PK2404	ALT, WP, PS, AC
						VD1072	
						MS32	ONLY WITH VD1072
E 300 BlueTEC	03/05-07/09	OM642.920	155	2987		7PK2035	ALT
						7PK2035D1	ALT
						VD1073	
						MS33	ONLY WITH VD1073
E 320, E 320 4-matic, E 320 T, E 320 T 4-matic	03/02-07/09	M112.949, M112.954	165	3199		6PK2380	ALT, PS, AC, CH-NO X 095169⇨, 11/2002⇨
						6PK2380	ALT, PS, AC, CH-NO A 135822⇨, 10/2002⇨
						6PK2390	ALT, PS, AC, ⇨CH-NO A 135821, ⇨09/2002
						6PK2390	ALT, PS, AC, ⇨CH-NO X 095168, ⇨10/2002
						6PK2380D1	ALT, PS, AC, 11/2002⇨, CH-NO X 095169⇨
						6PK2380D1	ALT, PS, AC, 10/2002⇨, CH-NO A 135822⇨
						6PK2390D1	ALT, PS, AC, ⇨10/2002, ⇨CH-NO X 095168
						6PK2390D1	ALT, PS, AC, ⇨09/2002, ⇨CH-NO A 135821
						VD1070	
						MS32	ONLY WITH VD1070
E 320 CDI, E 320 T CDI	11/02-07/09	OM648.961	150	3222		6PK2260	ALT, PS, AC
						AP9027	ALT, (Bosch), FOR ALT: 200A, OE-NO 013 154 00 02, 014 154 07 02
						VD1103	MTR-CODE: 648.961
E 320 CDI, E 320 CDI 4-matic, E 320 T CDI, E 320 T CDI 4-matic	03/05-07/09	OM642.910, OM642.920	165	2987		7PK2035	ALT
						7PK2035D1	ALT
						VD1073	
						MS33	ONLY WITH VD1073
E 350, E 350 4-matic, E 350 CGI, E 350 T, E 350 T 4-matic	03/05-07/09	M272.964, M272.972, M272.985	200-215	3498		6PK2404	ALT
E 400 CDI	02/03-12/08	OM628.961	191	3996		7PK2271	ALT
E 420 CDI	01/06-12/08	OM629.910	231	3996		8PK2290	ALT
E 500, E 500 4-matic, E 500 T, E 500 T 4-matic	03/02-07/09	M113.967, M113.969	225	4966		6PK2380	ALT, PS, AC, CH-NO A 135822⇨, 10/2002⇨
						6PK2380	ALT, PS, AC, CH-NO X 095169⇨, 11/2002⇨
						6PK2390	ALT, PS, AC, ⇨CH-NO A 135821, ⇨09/2002
						6PK2390	ALT, PS, AC, ⇨CH-NO X 095168, ⇨10/2002
						6PK2380D1	ALT, PS, AC, 10/2002⇨, CH-NO A 135822⇨
						6PK2380D1	ALT, PS, AC, 11/2002⇨, CH-NO X 095169⇨
						6PK2390D1	ALT, PS, AC, ⇨10/2002, ⇨CH-NO X 095168
						6PK2390D1	ALT, PS, AC, ⇨09/2002, ⇨CH-NO A 135821
						VD1070	
						MS32	ONLY WITH VD1070
E 55 AMG Kompressor, E 55 T AMG Kompressor	10/02-07/09	M273.960, M273.962	285	5461		6PK2404	ALT
E 63 AMG	03/06-12/08	M156.983	378	6208		6PK2370	ALT
E200 NGT	03/04-12/08	M271.941	120	1796		7PK2418	ALT, PS, AC
						AP9020	ALT, (Bosch), FOR ALT: 120A, OE-NO 271 154 08 02, FOR ALT: 150A, OE-NO 271 154 10 02

E-CLASS (W212, S212)

E 200 CDI	01/09-	OM651.925	100	2143		6PK2155	ALT
-----------	--------	-----------	-----	------	--	----------------	-----





MERCEDES-BENZ

E-CLASS (W212, S212)

					☉	AP9050	ALT, (Valeo), FOR ALT: 180A, OE-NO 013 154 68 02, 000 906 79 00
E 200 CGI	01/09-	M271.820, M271.860	135	1796	∞	6PK2315	ALT
					☉	AP9026	ALT, (Valeo), FOR ALT: 150A, OE-NO 271 154 15 02
					☉	AP9050	ALT, (Valeo), FOR ALT: 150A, OE-NO 013 154 33 02, 014 154 15 02, 000 906 30 00
E 220 CDI	01/09-	OM651.924	125	2143	∞	6PK2155	ALT
					☉	AP9050	ALT, (Valeo), FOR ALT: 180A, OE-NO 013 154 68 02, 000 906 79 00
E 250 CDI, E 250 CDI 4-matic	01/09-	OM651.924	150	2143	∞	6PK2155	ALT
					☉	AP9050	ALT, (Valeo), FOR ALT: 180A, OE-NO 013 154 68 02, 000 906 79 00
E 250 CGI	01/09-	M271.860	150	1796	∞	6PK2315	ALT
					☉	AP9026	ALT, (Valeo), FOR ALT: 150A, OE-NO 271 154 15 02
					☉	AP9050	ALT, (Valeo), FOR ALT: 150A, OE-NO 013 154 33 02, 014 154 15 02, 000 906 30 00
E 350	08/09-	M272.980	200	3498	∞	6PK2390	ALT, 10/2009⇔
					∞	6PK2404	ALT, ⇔10/2009
E 350 4-matic, E 350 CGI	01/09-	M272.977, M272.983	200- 215	3498	∞	6PK2390	ALT, CH-NO A 163568⇔, 10/2009⇔
					∞	6PK2404	ALT, ⇔CH-NO A 163567, ⇔09/2009
E 350 BlueTEC, E 350 CDI, E 350 CDI 4-matic	01/09-	OM642.850, OM642.856	155- 170	2987	∞	7PK2000	ALT, OE-NO A 002 993 50 96
					∞	7PK2035	ALT, OE-NO A 001 993 75 96, A 002 993 42 96
					∞	7PK2045	ALT, OE-NO A 003 993 00 96
					☉	7PK2035D1	ALT
					☉	VD1073	
					📄	MS33	ONLY WITH VD1073
E 350 CDI	07/11-	OM642.852	195	2987	∞	7PK2000	ALT, OE-NO A 002 993 50 96
					∞	7PK2035	ALT, OE-NO A 001 993 75 96, A 002 993 42 96
					∞	7PK2045	ALT, OE-NO A 003 993 00 96
E 500, E 500 4-matic	01/09-	M273.970, M273.971	285	5461	∞	6PK2390	ALT, CH-NO A 163568⇔, 10/2009⇔
					∞	6PK2404	ALT, ⇔CH-NO A 163567, ⇔09/2009
E 63 AMG	08/09-	M156.985	386	6208	∞	6PK2360	ALT

G-CLASS (W460)

230 G	03/79-07/93	M115.973	66-75	2277- 2307	∞	AVX10X940	ALT, MTR-NO 2763⇔
					∞	AVX10X960	ALT, ⇔12/1979, ⇔MTR-NO 2762
					∞	AVX13X1350	AC
					∞	AVX13X950	PS, OE-NO 0059971192
					∞	AVX13X975	PS, OE-NO 0069970592
230 GE	04/82-08/92	M102.981, M102.979, M102.987, M102.989	90-92	2299	∞	AVX10X1005	ALT
					∞	AVX13X750	PS
					∞	AVX13X875	AC
240 GD	03/79-08/87	OM616.936	53	2399	∞	AVX10X960	ALT, ⇔12/1979, ⇔MTR-NO 000007
					∞	AVX13X1025	ALT, MTR-NO 000008⇔
					∞	AVX13X1350	AC
250 GD	10/87-12/92	OM602.930	62-68	2497	∞	6PK2050	ALT, PS, ⇔08/1992
					∞	6PK2120	AC, ⇔08/1992
280 GE	11/79-08/89	M110.994	110- 115	2746	∞	AVX10X940	ALT
					∞	AVX13X1000	PS
					∞	AVX13X1285	AC
300 GD	03/79-07/93	OM603.912	83	2996	∞	6PK2175	ALT, PS, (AUTOM)
					∞	6PK2257	ALT, PS, (MANL)
					∞	6PK2360	ALT, PS, AC
	12/79-12/91	OM617.931	65	2998	∞	AVX13X1030	ALT
					∞	AVX13X1150	PS
					∞	AVX13X1350	AC

G-CLASS (W461)

230 GE	02/93-	M102.979, M102.996, M102.997	90-92	2298	∞	6PK1850	ALT, (AC)
					∞	6PK2245	ALT, (AC)
290 GD/G 290 D	04/92-	OM602.942	70	2874	∞	6PK2030	ALT, PS, ⇔CH-NO 000454





MERCEDES-BENZ

G-CLASS (W461)

					∞	6PK2080	ALT, PS, CH-NO 000455⇒
					∞	6PK2100	AC, ⇒CH-NO 000454
					∞	6PK2145	AC, CH-NO 000455⇒
G 280 CDI	04/09-	OM642.884	135	2987	∞	7PK1970	ALT
G 290 TD	07/97-	OM602.983	88	2874	∞	6PK2080	ALT, (AC)
					∞	6PK2150	ALT, (AC)
					⊙	AP9034	ALT, (Bosch), FOR ALT: 90A, OE-NO 010 154 08 02, FOR ALT: 80A, OE-NO 011 154 22 02, 011 154 54 02
G 300 CDI	04/10-	OM642.884	135	2987	∞	7PK1970	ALT

G-CLASS (W463)

200 GE	01/90-07/93	M102.965	80	1996	∞	6PK1850	ALT, (AC)
					∞	6PK2245	ALT, (AC)
230 GE	06/90-02/93	M102.989	93	2298	∞	6PK1850	ALT, (AC)
					∞	6PK2245	ALT, (AC)
250 GD	06/90-	OM602.931	69	2497	∞	6PK2050	ALT, PS
					∞	6PK2130	ALT, PS, AC
300 GD	09/89-	OM603.931	83	2996	∞	6PK2050	ALT
					∞	6PK2120	ALT, AC
300 GE	09/89-	M103.987	125- 128	2960	∞	6PK2175	ALT, (AC), (MANL)
					∞	6PK2257	ALT, (AC), (AUTOM)
					∞	6PK2360	ALT, (AC)
320 GE	09/94-11/97	M104.996	155	3199	∞	6PK2130	ALT, PS, MTR-NO 002384⇒
					∞	6PK2150	ALT, PS, ⇒MTR-NO 002383
					∞	6PK2415	ALT, PS, AC
350 G Turbo D	09/91-	OM603.972	100	3449	∞	6PK2020	ALT, ⇒12/1993, ⇒MTR-NO 002097
					∞	6PK2080	ALT, 01/1993⇒, MTR-NO 002098⇒
					∞	6PK2100	ALT, AC, OE-NO 0089973692, ⇒MTR-NO 002097
					∞	6PK2120	ALT, AC, ⇒12/1993, OE-NO 0089973492
					∞	6PK2145	ALT, AC, 01/1993⇒, MTR-NO 002098⇒
350 G Turbo-D	09/91-09/97	OM603.972	100	3449	∞	6PK2030	ALT, PS, ⇒MTR-NO 002097
					∞	6PK2080	ALT, PS, MTR-NO 002098⇒
					∞	6PK2100	ALT, PS, AC, ⇒MTR-NO 002097
					∞	6PK2145	ALT, PS, AC, MTR-NO 002098⇒
G 270 CDI	10/01-	OM612.965	115	2685	∞	6PK2250	ALT, CH-NO X-127404⇒
					⊙	AP9024	ALT, (Bosch), FOR ALT: 150A, OE-NO 000 150 28 50
G 300 TD	08/96-	OM606.964	130	2996	∞	6PK2080	ALT, PS
					∞	6PK2145	AC
					⊙	AP9034	ALT, (Bosch), FOR ALT: 90A, OE-NO 010 154 08 02, FOR ALT: 115A, OE-NO 011 154 08 02
G 320	09/94-12/97	M104.996	155	3199	∞	6PK2130	ALT, 03/1996⇒
					∞	6PK2150	ALT, ⇒03/1996
					∞	6PK2415	ALT, AC, ⇒03/1996
G 320 CDI	09/06-	OM642.970	165	2987	∞	7PK2035	ALT, 03/2008⇒, CH-NO X 175013⇒
					∞	8PK2035	ALT, ⇒03/2008, ⇒CH-NO X 175012
G 36 AMG	01/95-		200	3606	∞	6PK2120	ALT, (AC), MTR-NO 002384⇒
					∞	6PK2140	ALT, (AC), ⇒MTR-NO 002383
					∞	6PK2380	ALT, (AC), MTR-NO 002384⇒
					∞	6PK2415	ALT, (AC), ⇒MTR-NO 002383
G 400 CDI	12/00-	OM628.962	184	3996	∞	7PK2265	ALT, CH-NO 142102⇒
					∞	7PK2271	ALT, ⇒CH-NO 142101
G 500	12/09-	M273.963	285	5461	∞	6PK2404	ALT
G 55 AMG	06/04-	M113.993	350- 368	5439	∞	6PK2445	ALT

GL-CLASS (X164)

GL 320 CDI	09/06-05/09	OM642.940	165	2987	∞	7PK2035	ALT, CH-NO A 390565⇒, 03/2008⇒
					∞	8PK2035	ALT, ⇒CH-NO A 390564, ⇒02/2008
					⊙	7PK2035D1	ALT, CH-NO A 390565⇒, 03/2008⇒
					⊙	VD1073	MTR-NO 40777760⇒
					⊙	MS33	ONLY WITH VD1073
GL 350 CDI, GL 350 CDI	05/09-	OM642.820,	155-	2987	∞	7PK2035	ALT





MERCEDES-BENZ						
GL-CLASS (X164)						
↔ BlueTEC		OM642.940	165		7PK2035D1 VD1073 MS33	ALT ONLY WITH VD1073
GL 420 CDI	09/06-05/09	OM629.912	225	3996	8PK2290	ALT, PS, AC
GL 450	09/06-	M273.923	250	4663	6PK2404	ALT
GL 450 CDI	05/09-	OM629.912	225	3996	8PK2290	ALT
GL 500	09/06-	M273.963	285	5461	6PK2404	ALT
GLK-CLASS (X204)						
200 CDI	07/10-	OM651.916, OM651.913	105	2143	AP9050	ALT, (Valeo), FOR ALT: 180A, OE-NO 013 154 68 02, 000 906 79 00
220 CDI	12/08-	OM651.916	125	2143	AP9050	ALT, (Valeo), FOR ALT: 180A, OE-NO 014 154 39 02, 000 906 06 01
220 CDI 4-matic	12/08-	OM651.912	120- 125	2143	6PK2155 AP9050	ALT ALT, (Valeo), FOR ALT: 180A, OE-NO 014 154 39 02, 000 906 06 01
250 CDI 4-matic	09/09-	OM651.912	150	2143	AP9050	ALT, (Valeo), FOR ALT: 150A, OE-NO 014 154 12 02, 000 906 05 01, FOR ALT: 180A, OE-NO 000 906 06 01
280 4-matic	06/08-06/09	M272.948	170	2996	6PK2404 VD1072 MS32	ALT ONLY WITH VD1072
300 4-matic	07/09-04/11	M272.948	170	2996	6PK2404 VD1072 MS32	ALT ONLY WITH VD1072
320 CDI 4-matic	06/08-	OM642.961	165	2987	7PK2035 7PK2035D1 VD1073 MS33	ALT ALT ONLY WITH VD1073
350 CDI 4-matic	07/09-01/10	OM642.832	165	2987	7PK2035 7PK2035D1 VD1073 MS33	ALT ALT ONLY WITH VD1073
350, 350 4-matic	06/08-	M272.971, M272.991	200	3498	6PK2404	ALT
M-CLASS (166)						
ML 350 BlueTEC 4-matic	06/11-	OM642.826	190	2987	7PK2045	ALT, (DYNAMIC DRIVE)
M-CLASS (W163)						
ML 230	02/98-06/05	M111.977	110	2295	6PK2055 6PK2155	ALT, (AC) ALT, (AC)
ML 270 CDI	12/99-06/05	OM612.963	120	2685	6PK2271 6PK2271D1 AP9024 VD1036 MS16 MS23	ALT, WP, AC, PS ⇨ MTR-NO 51 184580, ALT, WP, AC, PS ⇨ MTR-NO 30 044707, FOR ALT: 190A, OE-NO 000 150 17 50, 000 150 25 50, MTR-NO 30 044708⇨ (5-GEAR-AUTOM), OE-NO A611 030 17 03 ONLY WITH VD1036, MTR-NO 51184581⇨ ONLY WITH VD1036, ⇨ MTR-NO 51184580
ML 320	02/98-08/02	M112.942	160	3199	6PK2370 6PK2390 6PK2390 6PK2390D1 6PK2390D1	ALT, PS, AC, CH-NO A 429266⇨ ALT, PS, AC, ⇨ CH-NO X 778320 ALT, PS, AC, ⇨ CH-NO A 429265 ALT, PS, AC, ⇨ CH-NO X 778320
ML 350	08/02-06/05	M112.970	173- 180	3724	6PK2370 6PK2390 6PK2390 6PK2390D1 6PK2390D1	ALT, PS, AC, CH-NO A 429266⇨ ALT, PS, AC, ⇨ CH-NO A 429265 ALT, PS, AC, ⇨ CH-NO X 778320 ALT, PS, AC, ⇨ CH-NO X 778320 ALT, PS, AC, ⇨ CH-NO A 429265
ML 400 CDI	09/01-06/05	OM628.963	184	3996	7PK2271 7PK2276 7PK2276	ALT, CH-NO A 426162⇨ ALT, ⇨ CH-NO A 426161 ⇨ CH-NO X 778320
ML 430	02/98-06/05	M113.942	200	4266	6PK2370	ALT, PS, AC, CH-NO A 429266⇨





MERCEDES-BENZ

M-CLASS (W163)

ML 500	09/01-06/05	M113.964, M113.965	215	4966		6PK2390	ALT, PS, AC, ⇨CH-NO A 429265
						6PK2390	ALT, PS, AC, ⇨CH-NO X 778320
						6PK2390D1	ALT, PS, AC, ⇨CH-NO A 429265
						6PK2390D1	ALT, PS, AC, ⇨CH-NO X 778320
ML 55 AMG	02/00-06/05	M113.981	255	5439		6PK2370	ALT, PS, AC, CH-NO A 429266⇨
						6PK2390	ALT, PS, AC, ⇨CH-NO A 429265
						6PK2390	ALT, PS, AC, ⇨CH-NO X 778320
						6PK2390D1	ALT, PS, AC, ⇨CH-NO A 429265
						6PK2390D1	ALT, PS, AC, ⇨CH-NO X 778320

M-CLASS (W164)

ML 280 CDI 4-matic	07/05-07/09	OM642.940	140	2987		7PK2035	ALT, CH-NO A 390565⇨, 03/2008⇨, MTR-CODE: 642.940
						8PK2035	ALT, ⇨CH-NO A 390564, ⇨02/2008, MTR-CODE: 642.940
ML 300 CDI 4-matic	07/09-	OM642.940	140	2987		7PK2035	ALT
						7PK2035D1	ALT
						VD1073	ONLY WITH VD1073
						MS33	ONLY WITH VD1073
ML 300 CDI 4-matic	02/10-	OM642.832, OM642.820	150	2987		6PK2035	ALT
						7PK2035D1	ALT
						VD1073	ONLY WITH VD1073
						MS33	ONLY WITH VD1073
ML 320 CDI 4-matic	07/05-07/09	OM642.940	165	2987		7PK2035	ALT, CH-NO A 390565⇨, 03/2008⇨, MTR-CODE: 642.940
						8PK2035	ALT, ⇨CH-NO A 390564, ⇨02/2008, MTR-CODE: 642.940
ML 350 4-matic	07/05-	M272.962, M272.967	200	3498		6PK2404	ALT
ML 350 CDI 4-matic	07/09-	OM642.940, OM642.832	165- 170	2987		7PK2035	ALT
						7PK2035D1	ALT
						VD1073	ONLY WITH VD1073
						MS33	ONLY WITH VD1073
ML 420 CDI 4-matic	02/06-09/09	OM629.912	225	3996		8PK2290	ALT, PS, AC
ML 450 CDI 4-matic	09/09-	OM629.912	225	3996		8PK2290	ALT
ML 500 4-matic	07/05-	M113.964	225	4966		6PK2380	ALT
						6PK2404	ALT
ML 63 AMG 4-matic	01/06-	M156.980	375	6208		6PK2370	ALT

R-CLASS (W251, V251)

R 280	01/07-	M272.945	170	2996		6PK2404	ALT
R 280 4-matic	05/07-	M272.945	170	2996		6PK2415	ALT
R 280 CDI, R 280 CDI 4-matic	05/06-	OM642.950, OM642.872, OM642.870	140	2987		7PK2035	ALT, CH-NO A 080335⇨, 03/2008⇨
						8PK2035	ALT, ⇨CH-NO A 080334, ⇨02/2008
R 300 CDI 4-matic	01/06-	OM642.950, OM642.870	140	2987		7PK2035	ALT
						7PK2035D1	ALT
						VD1073	ONLY WITH VD1073
						MS33	ONLY WITH VD1073
R 320 CDI 4-matic	01/06-	OM642.950	155- 165	2987		7PK2035	ALT, CH-NO A 080335⇨, 03/2008⇨, MTR-CODE: 642.950
						8PK2035	ALT, ⇨CH-NO A 080334, ⇨02/2008, MTR-CODE: 642.950
R 350 CDI 4-matic	01/06-	OM642.950, OM642.870	155- 165	2987		7PK2035	ALT
						7PK2035D1	ALT
						VD1073	ONLY WITH VD1073
						MS33	ONLY WITH VD1073
R 350, R 350 4-matic	01/06-	M272.967	200	3498		6PK2404	ALT
R 500 4-matic	01/06-	M113.971	225	4966		6PK2380	ALT
						6PK2404	ALT





MERCEDES-BENZ

S-CLASS (W126, C126)

↔ 260 SE	09/85-06/91	M103.941	118-122	2597	∞ ∞ ∞	6PK1020 6PK2175 6PK2257	ALT ALT, PS ALT, PS, AC
280 SE,SEL, 280 S	10/79-07/85	M110.924, M110.926	115-136	2746	∞ ∞ ∞	AVX10X980 AVX13X1285 AVX13X818	ALT AC PS
3.8	08/80-08/84	M116.960	160	3818	∞ ∞ ∞	AVX10X1150 AVX10X920 AVX13X875	PS, 2X ALT AC
300 SE,SEL	09/85-06/91	M103.981	132-138	2960	∞ ∞	6PK2175 6PK2257	ALT, PS ALT, PS, AC
380 SE,SEL	12/85-12/86	M116.961	160	3839	∞ ∞ ∞	AVX10X1140 AVX10X920 AVX13X875	PS, 2X ALT AC
	12/79-08/85	M116.963	150	3839	∞ ∞ ∞	AVX10X1100 AVX10X990 AVX13X875	PS, 2X ALT AC
380 SEC	10/81-07/85	M116.963	150	3839	∞ ∞ ∞	AVX10X1100 AVX10X990 AVX13X875	PS ALT AC
420 SE,SEL, 420 SEC	10/85-06/91	M116.965	150-170	4196	∞ ∞ ∞ ∞	AVX10X1110 AVX10X750 AVX10X990 AVX13X920	PS, 2X AIRC ALT AC
500 SE,SEL	09/85-06/91	M117.965	164-185	4973	∞ ∞ ∞ ∞ ∞	AVX10X1005 AVX10X1110 AVX10X750 AVX13X910 AVX13X960	ALT PS, 2X AIRC AC, ⇨MTR:NO 6692 AC, MTR:NO 6693⇨
	12/79-08/85	M117.961, M117.963	170-177	4973	∞ ∞ ∞ ∞ ∞ ∞	AVX10X1005 AVX10X1100 AVX10X1110 AVX10X750 AVX13X910 AVX13X920 AVX13X960	ALT PS, ⇨12/1984, 2X PS, 01/1985⇨, 2X AIRC AC, ⇨MTR:NO 6692 AC, MTR:NO 6693⇨, ⇨12/1984 AC, 01/1985⇨
500 SE,SEL KAT	06/89-06/91	M117.965	185	4973	∞ ∞ ∞ ∞ ∞	AVX10X1005 AVX10X1110 AVX10X750 AVX13X960 6PK2175	ALT PS, 2X AIRC AC ALT, PS
500 SEC	10/81-08/85	M117.963	170	4973	∞ ∞ ∞ ∞ ∞	AVX10X1005 AVX10X1100 AVX10X1110 AVX10X750 AVX13X920 AVX13X960	ALT PS, ⇨12/1984, 2X PS, 01/1985⇨, 2X AIRC AC, 2X AC
500 SEC, 500 SEC KAT	09/85-06/91	M117.965	164-195	4973	∞ ∞ ∞ ∞ ∞	AVX10X1005 AVX10X1110 AVX10X750 AVX13X920 AVX13X960	ALT PS, 2X AIRC AC, 2X AC
560 SE,SEL, 560 SEC	10/85-06/91	M117.968	178-220	5547	∞ ∞ ∞ ∞ ∞	AVX10X1005 AVX10X1110 AVX10X750 AVX13X920 AVX13X960	ALT PS, 2X AIRC AC AC

S-CLASS (W140, C140)

↔ 300 SE 2.8	01/93-10/98	M104.944	145	2799	∞ ∞ ∞	6PK2205 6PK2225 6PK2330	ALT, AC, 03/1996⇨ ALT, AC, ⇨03/1996, MTR:NO 007448⇨ ALT
--------------	-------------	----------	-----	------	-------------	--	---





ContiTech



MERCEDES-BENZ

S-CLASS (W140, C140)

↔ 300 SE,SEL/S320	03/91-10/98	M104.990, M104.994	170	3199	∞ ∞ ∞	8PK2337 8PK2440 8PK2440	ALT, (AC), MTR-CODE: 104.990 ALT, (AC), MTR-CODE: 104.990 ALT, (AC), MTR-CODE: 104.994, →MTR-NO 31209
400 SE,SEL/S420	02/91-10/98	M119.971	210	4196	∞	8PK2465	ALT
500 SE,SEL	02/91-10/98	M119.970	240	4973	∞	8PK2465	ALT, PS
600 SE,SEL	04/91-12/92	M120.980, M120.982	300	5987	∞ ∞ ∞	6PK2523 6PK2585 8PK2585	ALT, MTR-CODE: M 120.982, (Sonderschutzfahrzeug) ALT, MTR-CODE: M 120.982 ALT, MTR-CODE: M 120.980
S 280	02/93-10/98	M104.944	142	2799	∞ ∞ ∞	6PK2205 6PK2225 6PK2330	ALT, AC, 03/1996→ ALT, AC, →03/1996, MTR-NO 007448→ ALT
S 300 Turbo-D	05/96-10/98	OM606.961	130	2996	∞ ⊙	6PK2145 AP9034	ALT, PS, AC ALT, (Bosch), FOR ALT: 90A, OE-NO 010 154 01 02
S 350 Turbo-D	01/93-10/98	OM603.971	110	3449	∞ ∞	6PK2080 6PK2145	ALT, PS ALT, PS, AC
S 420	01/93-10/98	M119.971	205	4196	∞	6PK2523	ALT, MTR-NO 011683→, (AUTOM)
S 500	01/93-10/98	M119.970, M119.980	235	4973	∞	6PK2523	ALT, (AUTOM), MTR-NO 026391→
S 600	01/93-10/98	M120.980, M120.982	290	5987	∞ ∞ ∞	6PK2523 6PK2585 8PK2585	ALT, MTR-CODE: M 120.982, (Sonderschutzfahrzeug) ALT, MTR-CODE: M 120.982 ALT, MTR-CODE: M 120.980
SEC/CL 420	10/94-02/99	M119.971, M119.981	205	4196	∞	6PK2535	ALT, PS
SEC/CL 500	10/92-02/99	M119.970	235	4973	∞	6PK2523	ALT, 01/1993→, MTR-NO 026391→
SEC/CL 600	09/92-02/99	M120.980, M120.982	290	5987	∞ ∞ ∞	6PK2523 6PK2585 8PK2585	ALT, MTR-CODE: M 120.982, (Sonderschutzfahrzeug) ALT, MTR-CODE: M 120.982 ALT, MTR-CODE: M 120.980

S-CLASS (W220, C215)

CL 500	03/99-03/06	M113.960	225	4966	∞ ∞ ∞ ∞⊙ ∞⊙ ⊙ ⊙	3PJ891 6PK2380 6PK2390 6PK2380D1 6PK2390D1 VD1070 MS32	2.FAN ALT, PS, AC, 10/2002→, CH-NO A 031529→ ALT, PS, AC, →09/2002, →CH-NO A 031528 ALT, PS, AC, 10/2002→, CH-NO A 031529→ ALT, PS, AC, →09/2002, →CH-NO A 031528 ONLY WITH VD1070
CL 55 AMG	10/99-03/06	M113.986	265	5439	∞ ∞	6PK2380 6PK2390	ALT, 10/2002→, CH-NO A 031529→ ALT, →09/2002, →CH-NO A 031528
CL 55 AMG Kompressor	06/02-03/06	M113.991	368	5439	∞	6PK2460	ALT
CL 600	03/99-03/06	M137.970	270	5786	∞	7PK2345	ALT
	09/02-03/06	M275.950	368	5513	∞	7PK2337	ALT
CL 63 AMG	09/01-03/06	M137.980	326	6258	∞	7PK2345	ALT
CL 65 AMG	09/03-03/06	M275.980	450	5980	∞	7PK2337	ALT
S 280	10/98-08/05	M112.922	150	2799	∞ ∞ ∞ ∞⊙	3PJ891 6PK2370 6PK2390 6PK2390D1	2.FAN ALT, PS, AC, CH-NO 220 A 190250→ ALT, PS, AC, →CH-NO 220 A 190249 ALT, PS, AC, →CH-NO 220 A 190249
S 320	10/98-08/05	M112.944	165	3199	∞ ∞ ∞ ∞⊙	3PJ891 6PK2370 6PK2390 6PK2390D1	2.FAN ALT, PS, AC, CH-NO 220 A 190250→ ALT, PS, AC, →CH-NO 220 A 190249 ALT, PS, AC, →CH-NO 220 A 190249
S 320 CDI	08/99-09/02	OM613.960	145	3222	∞ ⊙ ⊙ ⊙	6PK2260 AP9024 AP9024 VD1103	ALT ALT, (Bosch), FOR ALT: 150A, OE-NO 000 150 06 50, 000 150 20 50, →MTR-NO 30025557 ALT, (Delphi), FOR ALT: 190A, OE-NO 000 150 16 50,000 150 24 50, MTR-NO 30019601→ MTR-CODE: 613.960
	09/02-08/05	OM648.960	150	3222	∞ ⊙ ⊙	6PK2260 AP9027 VD1103	ALT ALT, (Bosch), FOR ALT: 200A, OE-NO 012 154 098 02, 013 154 00 02 MTR-CODE: 648.960
S 350	09/02-08/05	M112.972	180	3724	∞	6PK2370	ALT, PS, AC, CH-NO A 190250→, 01/2001→





MERCEDES-BENZ

S-CLASS (W220, C215)

						6PK2380	ALT, PS, AC, CH-NO A 316704⇔, 10/2002⇔, (ABC-Federung)
						6PK2390	ALT, PS, AC, ⇔CH-NO A 316703, ⇔09/2002, (ABC-Federung)
						6PK2380D1	ALT, PS, AC, 10/2002⇔, CH-NO A 316704⇔, (ABC-Federung)
						6PK2390D1	ALT, PS, AC, ⇔CH-NO A 316703, ⇔09/2002, (ABC-Federung)
						VD1070	
						MS32	ONLY WITH VD1070
S 350 4-matic	06/03-08/05	M112.975	180	3724		6PK2370	ALT, PS, AC, CH-NO A 190250⇔, 01/2001⇔
						6PK2380	ALT, PS, AC, CH-NO A 316704⇔, 10/2002⇔, (ABC-Federung)
						6PK2380D1	ALT, PS, AC, 10/2002⇔, CH-NO A 316704⇔, (ABC-Federung)
						VD1070	
						MS32	ONLY WITH VD1070
S 400 CDI	06/00-08/05	OM628.960	184	3996		7PK2283	
	06/03-08/05	OM628.960	191	3996		7PK2271	ALT
S 430	10/98-08/05	M113.941	205	4266		3PJ891	2.FAN
						6PK2390	ALT, PS, AC
						6PK2390D1	ALT, PS, AC
S 430 4-matic	09/02-08/05	M113.948	205	4266		6PK2380	ALT, PS, AC, CH-NO A 316704⇔, 10/2002⇔
						6PK2390	ALT, PS, AC, ⇔CH-NO A 316703, ⇔09/2002
						6PK2380D1	ALT, PS, AC, 10/2002⇔, CH-NO A 316704⇔
						6PK2390D1	ALT, PS, AC, ⇔CH-NO A 316703, ⇔09/2002
						VD1070	
						MS32	ONLY WITH VD1070
S 500	10/98-08/05	M113.960	225	4966		3PJ891	2.FAN
						6PK2390	ALT, PS, AC
						6PK2390D1	ALT, PS, AC
S 500 4-matic	09/02-08/05	M113.966	225	4966		6PK2380	ALT, PS, AC, CH-NO A 316704⇔, 10/2002⇔
						6PK2390	ALT, PS, AC, ⇔CH-NO A 316703, ⇔09/2002
						6PK2380D1	ALT, PS, AC, 10/2002⇔, CH-NO A 316704⇔
						6PK2390D1	ALT, PS, AC, ⇔CH-NO A 316703, ⇔09/2002
						VD1070	
						MS32	ONLY WITH VD1070
S 55 AMG	04/99-08/05	M113.986	265	5439		3PJ891	2.FAN
						6PK2380	ALT, CH-NO A322760⇔
						6PK2390	ALT, ⇔CH-NO A322759
S 600	01/00-08/05	M137.970	270	5786		7PK2345	ALT
	09/02-08/05	M275.950	368	5513		7PK2337	ALT
S 63 AMG	09/01-08/05	M137.980	326	6258		7PK2345	ALT
S 65 AMG	03/04-08/05	M275.980	450	5980		7PK2337	ALT

S-CLASS (W221, C216)

CL 500, CL 500 4-matic	06/06-	M273.961, M273.968	285	5461		6PK2404	ALT
CL 600	05/06-	M275.953	380	5513		7PK2370	ALT
CL 63 AMG	10/06-	M156.984	386	6208		6PK2360	ALT
CL 65 AMG	10/06-	M275.982	450	5980		7PK2370	ALT
S 320 CDI 4-matic , S 320 CDI / S 350 CDI	12/05-	OM642.930, OM642.932	173	2987		7PK2035	ALT, 09/2008⇔, CH-NO A 245306⇔
						8PK2035	ALT, ⇔08/2008, ⇔CH-NO A 245305
S 350, S 350 4-matic	10/05-	M272.965, M272.975	200	3498		6PK2404	ALT
S 400 Hybrid	01/09-	M272.974	205	3498		6PK794 ELAST	ALT, ⇔CH-NO A 419290, ⇔03/2011
S 420 CDI / S 450 CDI	10/06-	OM629.911	235	3996		8PK2290	ALT
S 450 , S 450 4-matic	12/05-	M273.922, M273.924	250	4663		6PK2404	ALT
S 500, S 500 4-matic	10/05-	M273.961, M273.968	285	5461		6PK2404	ALT
S 600	12/05-	M275.953	380	5513		7PK2370	ALT



ContiTech



MERCEDES-BENZ

S-CLASS (W221, C216)

S 63 AMG	10/06-	M156.984	386	6208	∞	6PK2360	ALT
S 65 AMG	12/05-	M275.982	450	5980	∞	7PK2370	ALT

SL (R107, C107)

280 SL, 280 SLC	08/74-07/85	M110.982, M110.986, M110.990	130- 136	2746	∞	AVX10X960	FAN
					∞	AVX13X1285	AC
					∞	AVX13X775	PS
300 SL	09/85-08/89	M103.982	132- 138	2960	∞	AVX10X1200	PS, WP, 2X
					∞	AVX10X913	ALT
					∞	AVX13X850	AC
					∞	6PK2175	ALT, PS
					∞	6PK2257	ALT, PS, AC
380 SL	09/80-08/85	M116.962	150	3839	∞	AVX10X1150	PS, 2X
					∞	AVX10X990	ALT
					∞	AVX13X875	AC
380 SL, 380 SLC	07/80-08/81	M116.960	160	3818	∞	AVX10X1150	PS, 2X
					∞	AVX10X920	ALT
					∞	AVX13X875	AC
420 SL	01/86-08/89	M116.964	150- 160	4196	∞	AVX10X1110	PS, 2X
					∞	AVX10X750	AIRC
					∞	AVX10X990	ALT
					∞	AVX13X920	AC
500 SL	05/80-08/89	M117.960, M117.964	164- 180	4973	∞	AVX10X1005	ALT
					∞	AVX10X1110	PS, 2X
					∞	AVX10X750	AIRC
					∞	AVX13X920	AC, 2X
					∞	AVX13X960	AC, 2X

SL (R129)

280	08/93-10/01	M104.943	142	2799	∞	6PK2205	ALT, AC, MTR-NO 000901 ⇄, (MANL), MTR-NO 003621 ⇄, (AUTOM), 03/1996 ⇄
					∞	6PK2225	ALT, AC, MTR-NO 000901 ⇄, (MANL), MTR-NO 003621 ⇄, (AUTOM), ⇄03/1996
					∞	6PK2330	ALT, ⇄MTR-NO 000900, (MANL), ⇄MTR-NO 003620, (AUTOM)
					∞	6PK2415	ALT, AC, ⇄MTR-NO 000900, (MANL), ⇄MTR-NO 003620, (AUTOM)
	05/98-10/01	M112.923, M112.925	150	2799	∞	6PK2390	ALT, PS, AC
					∞	6PK2390D1	ALT, PS, AC
300 SL	03/89-08/93	M103.984	140	2960	∞	6PK2175	ALT, ⇄12/1990
					∞	6PK2257	ALT, AC, ⇄12/1990
					∞	6PK2330	ALT, PS, AC, ⇄12/1990, (CAT)
					∞	6PK2415	ALT, AC, ⇄12/1990, (CAT)
					∞	8PK2465	ALT, 01/1990 ⇄
300 SL-24	03/89-07/93	M104.981	170	2960	∞	6PK2175	ALT, (AC), (MANL), MTR-NO 001591 ⇄, (-CAT)
					∞	6PK2175	ALT, (AC), (AUTOM), MTR-NO 014274 ⇄, (-CAT)
					∞	6PK2205	ALT, (AC), (MANL), MTR-NO 000940 ⇄, ⇄MTR-NO 001590, (-CAT)
					∞	6PK2205	ALT, (AC), (AUTOM), MTR-NO 009206 ⇄, ⇄MTR-NO 014273, (-CAT)
					∞	6PK2260	ALT, (AC), (MANL), MTR-NO 001591 ⇄, (-CAT)
					∞	6PK2260	ALT, (AC), (AUTOM), MTR-NO 014274 ⇄, (-CAT)
					∞	6PK2285	ALT, (AC), (AUTOM), MTR-NO 009206 ⇄, ⇄MTR-NO 014273, (-CAT)
					∞	6PK2285	ALT, (AC), (MANL), MTR-NO 000940 ⇄, ⇄MTR-NO 001590, (-CAT)
					∞	6PK2330	ALT, (AC), (MANL), MTR-NO 001591 ⇄, (CAT)
					∞	6PK2330	ALT, (AC), (AUTOM), MTR-NO 014274 ⇄
					∞	6PK2360	ALT, (AC), (MANL), MTR-NO 000940 ⇄, ⇄MTR-NO 001590, (CAT)
					∞	6PK2360	ALT, (AC), (AUTOM), MTR-NO 009206 ⇄, ⇄MTR-NO 014273, (CAT)
					∞	6PK2415	ALT, (AC), (AUTOM), MTR-NO 014274 ⇄, (CAT)



MERCEDES-BENZ



MERCEDES-BENZ

SL (R129)

					∞	6PK2415	ALT, (AC), (MANL), MTR-NO 001591 ⇨, (CAT)
					∞	6PK2445	ALT, (AC), (AUTOM), MTR-NO 009206 ⇨, ⇨ MTR-NO 014273, (CAT)
					∞	6PK2445	ALT, (AC), (MANL), MTR-NO 000940 ⇨, ⇨ MTR-NO 001590, (CAT)
320	09/93-10/01	M104.991	170	3199	∞	6PK2130	ALT, (AC), MTR-NO 009986 ⇨, ⇨ 05/1998
					∞	6PK2205	ALT, (AC), MTR-NO 020514 ⇨, ⇨ 05/1998
					∞	6PK2225	ALT, (AC), MTR-NO 009986 ⇨, ⇨ MTR-NO 020513, ⇨ 05/1998
					∞	6PK2330	ALT, (AC), ⇨ MTR-NO 009985, ⇨ 05/1998
					∞	6PK2415	ALT, (AC), ⇨ MTR-NO 009985, ⇨ 05/1998
	05/98-10/01	M112.943	165	3199	∞	6PK2390	ALT, PS, AC
					∞	6PK2390D1	ALT, PS, AC
500	09/92-10/01	M119.972, M119.982	235	4973	∞	6PK2433	ALT, (AC), MTR-CODE: M 119.982
					∞	6PK2460	ALT, (AC), MTR-CODE: M 119.972
					∞	6PK2510	ALT, (AC), MTR-CODE: M 119.982
					∞	6PK2535	ALT, (AC), MTR-CODE: M 119.972
	05/98-10/01	M113.961	225	4966	∞	6PK2390	ALT, PS, AC
					∞	6PK2390D1	ALT, PS, AC
500 SL	09/89-08/92	M119.960, M119.972	240	4973	∞	6PK2175	ALT
					∞	6PK2523	ALT, (CAT)
55 AMG	03/00-10/01	M113.985	260	5439	∞	6PK2390	ALT, PS, AC
					∞	6PK2390D1	ALT, PS, AC
60 AMG	05/97-10/01	M122.981	280	5956	∞	6PK2510	ALT, WP, FAN, AC, PS
600	07/92-10/01	M120.981, M120.983	290	5987	∞	6PK2585	ALT

SL (R230)

280	03/08-01/12	M272.949	170	2996	∞	6PK2404	ONLY WITH VD1072
					⊕	VD1072	
					MS32	MS32	
300	04/09-01/12	M272.949	170	2996	∞	6PK2404	ONLY WITH VD1072
					⊕	VD1072	
					MS32	MS32	
350	03/03-01/12	M112.973	180	3724	∞	6PK2380	ALT, PS, AC
					∞	6PK2380D1	ALT, PS, AC
					⊕	VD1070	ONLY WITH VD1070
					MS32	MS32	
	03/06-01/12	M272.966, M272.968	200-232	3498	∞	6PK2404	ALT
500	10/01-01/12	M113.963	225	4966	∞	6PK2380	ALT, PS, AC, CH-NO F 01 1632 ⇨, 08/2002 ⇨
					∞	6PK2390	ALT, PS, AC, ⇨ CH-NO F 026959, ⇨ 07/2002
					∞	6PK2380D1	ALT, PS, AC, 08/2002 ⇨, CH-NO F 01 1632 ⇨
					∞	6PK2390D1	ALT, PS, AC, ⇨ 07/2002, ⇨ CH-NO F 026959
					⊕	VD1070	ONLY WITH VD1070
					MS32	MS32	
	03/06-01/12	M273.965	285	5461	∞	6PK2404	ALT
55 AMG Kompressor	06/02-01/12	M113.992	368	5439	∞	6PK2460	ALT
600	04/03-01/12	M275.951	368	5513	∞	7PK2337	ALT
63AMG	03/08-01/12	M156.981	386	6208	∞	6PK2360	ALT
65 AMG	03/04-01/12	M275.981	450	5980	∞	7PK2337	ALT

SLK (R170)

200	09/96-03/00	M111.946	100	1998	∞	6PK2055	ALT, (AC)
					∞	6PK2155	ALT, (AC)
200 Kompressor	03/00-04/04	M111.958	120	1998	∞	6PK1352	ALT, ⇨ 09/2003, (170.444)
					∞	6PK1775	PS, (AC), ⇨ 09/2003, (170.444)
					∞	6PK1870	PS, (AC), ⇨ 09/2003, (170.444)
	10/96-03/00	M111.943	141	1998	∞	6PK1330	ALT
					∞	6PK1760	ALT, PS, (LC)
					∞	6PK1775	ALT, PS
					∞	6PK1863	ALT, PS, AC, (LC)
					∞	6PK1873	ALT, PS, AC



ContiTech



MERCEDES-BENZ

MERCEDES-BENZ

SLK (R170)

↔ 230 Kompressor	03/00-04/04	M111.983	145	2295	∞ ∞ ∞	6PK1352 6PK1775 6PK1870	ALT, (170.449) PS, (-AC), (170.449) PS, (AC), (170.449)
	09/96-03/00	M111.973	142	2295	∞ ∞ ∞ ∞ ∞ ∞	6PK1330 6PK1760 6PK1775 6PK1863 6PK1873	ALT ALT, PS, (LC) ALT, PS ALT, PS, AC, (LC) ALT, PS, AC
320	03/00-04/04	M112.947	160	3199	∞ ∞	6PK2390 6PK2390D1	ALT, PS, AC ALT, PS, AC

SLK (R171)

200 Kompressor	03/04-02/11	M271.944	120	1795	∞ ∞ ⊙	7PK2315 7PK2418 AP9020	ALT, (-AC) ALT, AC ALT, (Bosch), FOR ALT: 120A, OE-NO A 271 154 08 02
	01/08-02/11	M271.954	135	1796	⊙ ∞	AP9026 7PK2315	ALT, (Valeo), FOR ALT: 120A, OE-NO 271 154 09 02 ALT, (-AC)
280	01/05-02/11	M272.942	170	2996	∞ ⊙ ⊙	7PK2418 6PK2404 VD1072 MS32	ALT, (AC) ALT, (AC) ALT, WP, PS, AC ONLY WITH VD1072
300	04/09-02/11	M272.942	170	2996	∞ ⊙ ⊙	6PK2404 VD1072 MS32	ALT, WP, PS, AC ONLY WITH VD1072
350	06/04-02/11	M272.963, M272.969	200- 224	3498	∞	6PK2404	ALT
55 AMG	06/04-02/11	M113.989	265	5439	∞	6PK2380	ALT

SLK (R172)

200	02/11-	M271.860, M271.861	135	1796	⊙	AP9050	ALT, (Valeo), FOR ALT: 120A, OE-NO 014 154 14 02, FOR ALT: 150A, OE-NO 000 906 30 00
250	02/11-	M271.860, M271.861	150	1796	⊙	AP9050	ALT, (Valeo), FOR ALT: 120A, OE-NO 014 154 14 02, FOR ALT: 150A, OE-NO 000 906 30 00, MTR-CODE:
350	02/11-	M276.956	225	3498	⊙	AP9050	M 271.861 ALT, (Valeo), FOR ALT: 180A, OE-NO 014 154 33 02, MTR-CODE: M 276.956

SLR (R199)

5.4	04/04-	M155.980	460	5439	∞	6PK2433	ALT
-----	--------	----------	-----	------	---	----------------	-----

SLR / SLR ROADSTER (R199)

5.4	04/07-	M155.980	460	5439	∞	6PK2433	ALT
-----	--------	----------	-----	------	---	----------------	-----

SLR / SLR ROADSTER (R199)

5.4	10/06-	M155.980	478	5439	∞	6PK2433	ALT
-----	--------	----------	-----	------	---	----------------	-----

SLS AMG (C197)

6.2	03/10-	M159.980	420	6208	⊙	AP9050	ALT, (Valeo), FOR ALT: 180A, OE-NO 000 906 53 00
-----	--------	----------	-----	------	---	---------------	--

SPRINTER (901, 902)

208 CDI	04/00-05/06	OM611.987	60	2148	∞	6PK2196	ALT, (-AC), ↔CH-NO R220797
					∞	6PK2264	ALT, (AC), CH-NO R220798↔
					∞	6PK2271	ALT, (AC)
					∞	6PK2264D1	CH-NO R220798↔, ALT, (-AC), (Abtrieb nicht vorn)
					∞	6PK2271D2	↔MTR-NO 50185180, ALT, (AC), (Abtrieb vorn)
					⊙	AP9010	ALT, (Bosch), OE-NO 012 154 2002, 013 154 1702, FOR ALT: 90A, OE-NO 012 154 2402, FOR ALT: 115A, OE-NO 013 154 1502, FOR ALT: 120A, OE-NO 012 154 4602, 013 154 1302, FOR ALT: 150A, OE-NO 013 154 1102, FOR ALT: 200A
					⊙	AP9015	ALT, (Bosch), OE-NO A 011 154 0602, FOR ALT: 90A, OE-NO A 011 154 0902, FOR ALT: 115A
					⊙	VD1041	OE-NO A611 030 10 03, A611 030 14 03, (Code: 170)
					⊙	VD1042	OE-NO A611 030 02 03, A646 030 09 03, A611 030 05 03
					⊙	MS16	ONLY WITH VD1041, VD1042, MTR-NO 50 185181↔
⊙	MS23	ONLY WITH VD1041, VD1042, ↔MTR-NO 50					





MERCEDES-BENZ						
SPRINTER (901, 902)						
↕						185180
208 D	01/95-04/00	OM601.943	58-60	2299	6PK2020 6PK2100 AP9034	ALT, (-AC) ALT, (AC) ALT, (Bosch), FOR ALT: 70A, OE-NO 008 154 96 02, FOR ALT: 90A, OE-NO 009 154 30 02, 010 154 08 02, FOR ALT: 115A, OE-NO 010 154 05 02
210 D	01/97-04/00	OM602.980	75	2874	6PK2080 6PK2140 AP9034	ALT, WP, FAN, PS ALT, WP, FAN, AC, PS ALT, (Bosch), FOR ALT: 90A, OE-NO 009 154 30 02, 010 154 08 02, FOR ALT: 115A, OE-NO 010 154 05 02, 011 154 08 02
211 CDI	04/00-05/06	OM611.981	80	2148	6PK2196 6PK2264 6PK2271 6PK2264D1 6PK2271D2 AP9010 AP9015 VD1041 VD1042 MS16 MS23	ALT, (AC), ⇔CH-NO R220797 ALT, (AC), CH-NO R220798⇔ ALT, (AC) CH-NO R220798⇔, ALT, (-AC), (Abtrieb nicht vorn) ⇔MTR-NO 50185180, ALT, (AC), (Abtrieb vorn) ALT, (Bosch), OE-NO 012 154 2002, 013 154 1702, FOR ALT: 90A, OE-NO 012 154 2402, FOR ALT: 115A, OE-NO 013 154 1502, FOR ALT: 120A, OE-NO 012 154 4602, 013 154 1302, FOR ALT: 150A, OE-NO 013 154 1102, FOR ALT: 200A ALT, (Bosch), OE-NO A 011 154 0602, FOR ALT: 90A, OE-NO A 011 154 0902, FOR ALT: 115A OE-NO A611 030 10 03, A611 030 14 03, (Code: 170) OE-NO A611 030 02 03, A646 030 09 03, A611 030 05 03 ONLY WITH VD1041, VD1042, MTR-NO 50 185181⇔ ONLY WITH VD1041, VD1042, ⇔MTR-NO 50 185180
212 D	02/95-04/00	OM602.980	90	2874	6PK2080 6PK2140 AP9034	PS PS, AC ALT, (Bosch), FOR ALT: 90A, OE-NO 009 154 30 02, 010 154 08 02, FOR ALT: 115A, OE-NO 010 154 05 02, 011 154 08 02
213 CDI	04/00-05/06	OM611.981	95	2148	6PK2196 6PK2264 6PK2271 6PK2264D1 6PK2271D2 AP9010 AP9015 VD1041 VD1042 MS16 MS23	ALT, (AC), ⇔CH-NO R220797 ALT, (AC), CH-NO R220798⇔ ALT, (AC) CH-NO R220798⇔, ALT, (-AC), (Abtrieb nicht vorn) ⇔MTR-NO 50185180, ALT, (AC), (Abtrieb vorn) ALT, (Bosch), OE-NO 012 154 2002, 013 154 1702, FOR ALT: 90A, OE-NO 012 154 2402, FOR ALT: 115A, OE-NO 013 154 1502, FOR ALT: 120A, OE-NO 012 154 4602, 013 154 1302, FOR ALT: 150A, OE-NO 013 154 1102, FOR ALT: 200A ALT, (Bosch), OE-NO A 011 154 0602, FOR ALT: 90A, OE-NO A 011 154 0902, FOR ALT: 115A OE-NO A611 030 10 03, A611 030 14 03, (Code: 170) OE-NO A611 030 02 03, A646 030 09 03, A611 030 05 03 ONLY WITH VD1041, VD1042, MTR-NO 50 185181⇔ ONLY WITH VD1041, VD1042, ⇔MTR-NO 50 185180
214	02/95-05/06	M111.979, M111.984	105	2295	6PK2100 6PK2115 6PK2205 6PK2215	ALT, WP, FAN, PS, (VT67) ALT, WP, FAN, PS, (VDA) ALT, WP, FAN, AC, PS, (VT67) ALT, WP, FAN, AC, PS, (VDA)
214 NGT	04/00-05/06	M111.984	92	2295	6PK2100	PS, (VT67)

MERCEDES-BENZ



MERCEDES-BENZ

SPRINTER (901, 902)

216 CDI	04/00-05/06	OM612.981	115	2685	∞	6PK2115	PS, (VDA)
					∞	6PK2205	PS, AC, (VT67)
					∞	6PK2215	PS, AC, (VDA)
					∞	6PK2196	ALT, (AC), ⇨CH-NO R220797
					∞	6PK2264	ALT, (AC), CH-NO R220798⇨
					∞	6PK2271	ALT, AC
					⊙	AP9010	ALT, (Bosch), OE-NO 012 154 2002, 013 154 1702, FOR ALT: 90A, OE-NO 012 154 2402, FOR ALT: 115A, OE-NO 013 154 1502, FOR ALT: 120A, OE-NO 012 154 4602, 013 154 1302, FOR ALT: 150A, OE-NO 013 154 1102, FOR ALT: 200A
					⊙	AP9015	ALT, (Bosch), OE-NO A 011 154 0602, FOR ALT: 90A, OE-NO A 011 154 0902, FOR ALT: 115A
					⊙	VD1036	(MANL), MTR-NO 50076683⇨
					▢	MS16	ONLY WITH VD1036, MTR-NO 51184581⇨
					▢	MS23	ONLY WITH VD1036, ⇨MTR-NO 51184580

SPRINTER 3,5 (906)

309 CDI	06/06-	OM646.984	65	2148	∞	6PK2260	ALT, (-PTO)
					∞	6PK2260	ALT, (-AC)
					∞	6PK2285	ALT, (PTO)
					∞	6PK2285	ALT, (AC)
					⊙	AP9010	ALT, (Bosch), FOR ALT: 90A, OE-NO 646 154 00 02, FOR ALT: 200A, OE-NO 013 154 10 02
					⊙	AP9050	ALT, (Valeo), FOR ALT: 180A, OE-NO 646 154 11 02, FOR ALT: 220A, OE-NO 646 154 09 02
310 CDI	03/09-	OM651.955	70	2143	⊙	AP9010	ALT, (Bosch), FOR ALT: 120A, OE-NO A 014 154 27 02
					⊙	AP9050	ALT, (Valeo), FOR ALT: 180A, OE-NO 013 154 68 02, FOR ALT: 220A, OE-NO 646 154 08 02
311 CDI, 311 CDI 4x4	06/06-	OM646.985	80	2148	∞	6PK2260	ALT, (AC)
					∞	6PK2285	ALT, (AC)
					⊙	AP9010	ALT, (Bosch), FOR ALT: 90A, OE-NO A 646 154 00 02
					⊙	AP9050	ALT, (Valeo), FOR ALT: 180A, OE-NO 646 154 11 02, FOR ALT: 220A, OE-NO 646 154 08 02, 646 154 09 02
313 CDI	05/09-	OM651.956	95	2143	∞	6PK2215	ALT, MTR-CODE: OM 651.955
	06/06-	OM646.986	95	2148	∞	6PK2260	ALT, (AC), MTR-CODE: OM 646.986
					∞	6PK2285	ALT, (AC), MTR-CODE: OM 646.986
					⊙	AP9010	ALT, (Bosch), FOR ALT: 120A, OE-NO 014 154 27 02
					⊙	AP9050	ALT, (Valeo), FOR ALT: 180A, OE-NO 646 154 11 02, FOR ALT: 220A, OE-NO 646 154 08 02, 646 154 09 02
315 CDI, 315 CDI 4x4	06/06-	OM646.990, OM646.989	110	2148	∞	6PK2260	ALT, (-PTO)
					∞	6PK2285	ALT, (PTO)
					⊙	AP9010	ALT, (Bosch), FOR ALT: 90A, OE-NO 646 154 00 02
					⊙	AP9050	ALT, (Valeo), FOR ALT: 180A, OE-NO 646 154 11 02, FOR ALT: 220A, OE-NO 646 154 08 02, 646 154 09 02
316 CDI, 316 CDI 4x4	03/09-	OM651.957	120	2143	∞	6PK2215	ALT
					⊙	AP9010	ALT, (Bosch), FOR ALT: 120A, OE-NO 014 154 27 02
318 CDI, 318 CDI 4x4	06/06-	OM642.992, OM642.993, OM642.896	135	2987	∞	6PK1413	HYDP, (AC)
					∞	6PK691 ELAST	HYDP, OE-NO 0019933896
					∞	7PK1970	ALT, OE-NO 0019933696, (-AC)
					∞	7PK1980	ALT, OE-NO 0019934196, (-AC)
					∞	7PK2035	ALT, (AC), (-PTO)
319 CDI, 319 CDI 4x4	03/09-	OM642.992, OM642.896, OM642.898	140	2987	∞	6PK1413	HYDP, (AC)
					∞	6PK691 ELAST	HYDP, OE-NO 0019933896
					∞	7PK1970	ALT, OE-NO 0019933696, (-AC)
					∞	7PK1980	ALT, OE-NO 0019934196, (-AC)
					∞	7PK2035	ALT, (AC), (-PTO)
324	06/06-	M272.979	190	3498	∞	6PK2404	ALT





MERCEDES-BENZ						
SPRINTER 3,5 (906)						
					⊙	AP9010 ALT, (Bosch), FOR ALT: 90A, OE-NO 646 154 00 02, FOR ALT: 120A, OE-NO 014 154 27 02, FOR ALT: 200A, OE-NO 013 154 10 02
					⊙	AP9020 ALT, (Bosch), FOR ALT: 150A, OE-NO 271 154 10 02
SPRINTER 3-t (903)						
2.9 TDi	01/97-12/99	OM602.980	75	2874	∞	6PK2080 ALT, PS
					∞	6PK2150 ALT, PS, AC
308 CDI	04/00-05/06	OM611.987	60	2148	∞	6PK2196 ALT, (AC), ⇔CH-NO R220797
					∞	6PK2264 ALT, (AC), CH-NO R220798⇔
					∞	6PK2271 ALT, (AC)
					∞⊙	6PK2264D1 CH-NO R220798⇔, ALT, (-AC), (Abtrieb nicht vorn)
					∞⊙	6PK2271D2 ⇔MTR-NO 50185180, ALT, (AC), (Abtrieb vorn)
					⊙	AP9010 ALT, (Bosch), OE-NO 012 154 2002, A 013 154 1702, FOR ALT: 90A, OE-NO A 012 154 2402, FOR ALT: 115A, OE-NO A 013 154 1502, FOR ALT: 120A, OE-NO A 012 154 4602, A 013 154 1302, FOR ALT: 150A, OE-NO A 013 154 1102, FOR ALT: 200A
					⊙	AP9015 ALT, (Bosch), OE-NO A 011 154 0602, FOR ALT: 90A, OE-NO A 011 154 0902, FOR ALT: 115A
					⊙	VD1041 OE-NO A611 030 10 03, A611 030 14 03, (Code: 170)
					⊙	VD1042 OE-NO A611 030 02 03, A646 030 09 03, A611 030 05 03
					MS16	MS16 ONLY WITH VD1041, VD1042, MTR-NO 50 185181⇔
					MS23	MS23 ONLY WITH VD1041, VD1042, ⇔MTR-NO 50 185180
308 D, 308 D 2.3, 308 E	02/95-05/06	OM601.943	40-60	2299	∞	6PK2020 ALT, (AC)
					∞	6PK2100 ALT, (AC)
					⊙	AP9034 ALT, (Bosch), FOR ALT: 90A, OE-NO 009 154 30 02, 010 154 08 02, FOR ALT: 115A, OE-NO 010 154 05 02
310 D 2.9, 310 D 4x4	02/95-08/02	OM602.980	75	2874	∞	6PK2080 ALT, WP, FAN, PS
					∞	6PK2140 ALT, WP, FAN, AC, PS
					⊙	AP9034 ALT, (Bosch), FOR ALT: 90A, OE-NO 009 154 08 02, 010 154 08 02, FOR ALT: 115A, OE-NO 010 154 05 02, 011 154 08 02
311 CDI, 311 CDI 4x4	04/00-05/06	OM611.981	80	2148	∞	6PK2196 ALT, (AC), ⇔CH-NO R220797
					∞	6PK2264 ALT, (AC), CH-NO R220798⇔
					∞	6PK2271 ALT, (AC)
					∞⊙	6PK2264D1 CH-NO R220798⇔, ALT, (-AC), (Abtrieb nicht vorn)
					∞⊙	6PK2271D2 ⇔MTR-NO 50185180, ALT, (AC), (Abtrieb vorn)
					⊙	AP9010 ALT, (Bosch), OE-NO 012 154 2002, 013 154 1702, FOR ALT: 90A, OE-NO 012 154 2402, FOR ALT: 115A, OE-NO 013 154 1502, FOR ALT: 120A, OE-NO 012 154 4602, 013 154 1302, FOR ALT: 150A, OE-NO 013 154 1102, FOR ALT: 200A
					⊙	AP9015 ALT, (Bosch), OE-NO A 011 154 0602, FOR ALT: 90A, OE-NO A 011 154 0902, FOR ALT: 115A
					⊙	VD1041 OE-NO A611 030 10 03, A611 030 14 03, (Code: 170)
					⊙	VD1042 OE-NO A611 030 02 03, A646 030 09 03, A611 030 05 03
					MS16	MS16 ONLY WITH VD1041, VD1042, MTR-NO 50 185181⇔
					MS23	MS23 ONLY WITH VD1041, VD1042, ⇔MTR-NO 50 185180
312 D 2.9, 312 D 2.9 4x4	02/95-08/02	OM602.980	90	2874	∞	6PK2080 ALT, WP, FAN, PS
					∞	6PK2150 ALT, WP, FAN, AC, PS
313 CDI, 313 CDI 4x4	04/00-05/06	OM611.981	95	2148	∞	6PK2196 ALT, (AC), ⇔CH-NO R220797
					∞	6PK2264 ALT, (AC), CH-NO R220798⇔





MERCEDES-BENZ

SPRINTER 3-t (903)



					6PK2271 6PK2264D1 6PK2271D2 AP9010 AP9015 VD1041 VD1042 MS16 MS23	ALT, (AC) CH-NO R220798⇒, ALT, (-AC), (Abtrieb nicht vorn) ⇒MTR-NO 50185180, ALT, (AC), (Abtrieb vorn) ALT, (Bosch), OE-NO 012 154 2002, A 013 154 1702, FOR ALT: 90A, OE-NO A 012 154 2402, FOR ALT: 115A, OE-NO A 013 154 1502, FOR ALT: 120A, OE-NO A 012 154 4602, A 013 154 1302, FOR ALT: 150A, OE-NO A 013 154 1102, FOR ALT: 200A ALT, (Bosch), OE-NO A 011 154 0602, FOR ALT: 90A, OE-NO A 011 154 0902, FOR ALT: 115A OE-NO A611 030 10 03, A611 030 14 03, (Code: 170) OE-NO A611 030 02 03, A646 030 09 03, A611 030 05 03 ONLY WITH VD1041, VD1042, MTR-NO 50 185181⇒ ONLY WITH VD1041, VD1042, ⇒MTR-NO 50 185180
314, 314 4x4	02/95-05/06	M111.979, M111.984	105	2295	6PK2100 6PK2115 6PK2205 6PK2215	ALT, (-AC), ⇒MTR-NO 000441, (AUTOM) ALT, (-AC), MTR-NO 000442⇒, (AUTOM) ALT, (AC), ⇒MTR-NO 002028, (MANL) ALT, (AC), MTR-NO 002029⇒, (MANL)
314 NGT	04/00-05/06	M111.984	92	2295	6PK2100 6PK2115 6PK2205 6PK2215	ALT, (-AC), ⇒MTR-NO 000441 ALT, (-AC), MTR-NO 000442⇒ ALT, (AC), ⇒MTR-NO 000441 ALT, (AC), MTR-NO 000442⇒
316 CDI, 316 CDI 4x4	04/00-05/06	OM612.981	115	2685	6PK2196 6PK2264 6PK2271 AP9010 AP9015 VD1036 MS16 MS23	ALT, (AC), ⇒CH-NO R220797 ALT, (AC), CH-NO R220798⇒ ALT, AC ALT, (Bosch), OE-NO 012 154 2002, A 013 154 1702, FOR ALT: 90A, OE-NO A 012 154 2402, FOR ALT: 115A, OE-NO A 013 154 1502, FOR ALT: 120A, OE-NO A 012 154 4602, A 013 154 1302, FOR ALT: 150A, OE-NO A 013 154 1102, FOR ALT: 200A ALT, (Bosch), OE-NO A 011 154 0602, FOR ALT: 90A, OE-NO A 011 154 0902, FOR ALT: 115A (MANL), MTR-NO 50076683⇒ ONLY WITH VD1036, MTR-NO 51184581⇒ ONLY WITH VD1036, ⇒MTR-NO 51184580
SPRINTER 3-t (906) 209 CDI	06/06-	OM646.984	65	2148	6PK2260 6PK2285 AP9010 AP9050	ALT, (-PTO) ALT, (PTO) ALT, (Bosch), FOR ALT: 90A, OE-NO A 646 154 00 02, FOR ALT: 200A, OE-NO A 013 154 10 02 ALT, (Valeo), FOR ALT: 180A, OE-NO 646 154 11 02, FOR ALT: 220A, OE-NO 646 154 09 02
210 CDI	03/09-	OM651.955	70	2143	AP9010 AP9050	ALT, (Bosch), FOR ALT: 120A, OE-NO A 014 154 27 02 ALT, (Valeo), FOR ALT: 180A, OE-NO 013 154 68 02, FOR ALT: 220A, OE-NO 646 154 08 02
211 CDI	06/06-	OM646.985	80	2148	6PK2260 6PK2285 AP9010 AP9050	ALT, (AC) ALT, (AC) ALT, (Bosch), FOR ALT: 90A, OE-NO A 646 154 00 02 ALT, (Valeo), FOR ALT: 180A, OE-NO 646 154 11 02, FOR ALT: 220A, OE-NO 646 154 08 02, 646 154 09 02
213 CDI	06/06-	OM646.986	95	2148	6PK2260 6PK2285 AP9010 AP9050	ALT, (-AC) ALT, (AC) ALT, (Bosch), FOR ALT: 120A, OE-NO A 014 154 27 02 ALT, (Valeo), FOR ALT: 180A, OE-NO 646 154 11 02,





MERCEDES-BENZ

SPRINTER 4-t (904)



						010 154 08 02, FOR ALT: 115A, OE-NO 010 154 05 02
410 D, 410 D 4x4	02/96-05/06	OM602.980	75	2874	6PK2080 6PK2140	ALT, (-AC) ALT, AC
411 CDI, 411 CDI 4x4	04/00-05/06	OM611.981	80	2148	6PK2196 6PK2264 6PK2271 6PK2264D1 6PK2271D2 AP9010 AP9015 VD1041 VD1042 MS16 MS23	ALT, (AC), ⇨CH-NO R220797 ALT, (AC), CH-NO R220798⇨ ALT, (AC) CH-NO R220798⇨, ALT, (-AC), (Abtrieb nicht vorn) ⇨MTR-NO 50185180, ALT, (AC), (Abtrieb vorn) ALT, (Bosch), OE-NO 012 154 2002, A 013 154 1702, FOR ALT: 90A, OE-NO A 012 154 2402, FOR ALT: 115A, OE-NO A 013 154 1502, FOR ALT: 120A, OE-NO A 012 154 4602, A 013 154 1302, FOR ALT: 150A, OE-NO A 013 154 1102, FOR ALT: 200A ALT, (Bosch), OE-NO A 011 154 0602, FOR ALT: 90A, OE-NO A 011 154 0902, FOR ALT: 115A OE-NO A611 030 10 03, A611 030 14 03, (Code: 170) OE-NO A611 030 02 03, A646 030 09 03, A611 030 05 03 ONLY WITH VD1041, VD1042, MTR-NO 50 185181⇨ ONLY WITH VD1041, VD1042, ⇨MTR-NO 50 185180
412 D, 412 D 4x4	02/96-05/06	OM602.980	85-90	2874	6PK2080 6PK2140	ALT, (AC) ALT, AC
413 CDI, 413 CDI 4x4	04/00-05/06	OM611.981	95	2148	6PK2196 6PK2264 6PK2271 6PK2264D1 6PK2271D2 AP9010 AP9015 VD1041 VD1042 MS16 MS23	ALT, (AC), ⇨CH-NO R220797 ALT, (AC), CH-NO R220798⇨ ALT, (AC) CH-NO R220798⇨, ALT, (-AC), (Abtrieb nicht vorn) ⇨MTR-NO 50185180, ALT, (AC), (Abtrieb vorn) ALT, (Bosch), OE-NO 012 154 2002, A 013 154 1702, FOR ALT: 90A, OE-NO A 012 154 2402, FOR ALT: 115A, OE-NO A 013 154 1502, FOR ALT: 120A, OE-NO A 012 154 4602, A 013 154 1302, FOR ALT: 150A, OE-NO A 013 154 1102, FOR ALT: 200A ALT, (Bosch), OE-NO A 011 154 0602, FOR ALT: 90A, OE-NO A 011 154 0902, FOR ALT: 115A OE-NO A611 030 10 03, A611 030 14 03, (Code: 170) OE-NO A611 030 02 03, A646 030 09 03, A611 030 05 03 ONLY WITH VD1041, VD1042, MTR-NO 50 185181⇨ ONLY WITH VD1041, VD1042, ⇨MTR-NO 50 185180
414, 414 4x4	02/96-05/06	M111.979	105	2295	6PK2100 6PK2115 6PK2205 6PK2215	ALT, (AC), ⇨MTR-NO 000441 ALT, (AC), MTR-NO 000442⇨ ALT, (AC), ⇨MTR-NO 002028 ALT, (AC), MTR-NO 002029⇨
416 CDI, 416 CDI 4x4	04/00-05/06	OM612.981	115	2685	6PK2196 6PK2264 6PK2271 AP9010 AP9015 VD1036	ALT, (AC), ⇨CH-NO R220797 ALT, (AC), CH-NO R220798⇨ ALT, AC ALT, (Bosch), OE-NO 012 154 2002, A 013 154 1702, FOR ALT: 90A, OE-NO A 012 154 2402, FOR ALT: 115A, OE-NO A 013 154 1502, FOR ALT: 120A, OE-NO A 012 154 4602, A 013 154 1302, FOR ALT: 150A, OE-NO A 013 154 1102, FOR ALT: 200A ALT, (Bosch), OE-NO A 011 154 0602, FOR ALT: 90A, OE-NO A 011 154 0902, FOR ALT: 115A (MANL), ⇨MTR-NO 50076683





MERCEDES-BENZ

SPRINTER 4-t (904)

						MS16	ONLY WITH VD1036, MTR-NO 51184581⇨
						MS23	ONLY WITH VD1036, ⇨MTR-NO 51184580

SPRINTER 5t (905)

616 CDI	04/01-	OM612.981	115	2685		6PK2196	ALT, (-AC), ⇨CH-NO R220797
						6PK2260	ALT, (-AC), CH-NO R220798⇨
						6PK2271	ALT, (-AC)
						VD1036	(MANL), MTR-NO 50076683⇨
						MS16	MTR-NO 51184581⇨, ONLY WITH VD1036
						MS23	⇨MTR-NO 51184580, ONLY WITH VD1036

SPRINTER 5-t (906)

509 CDI	06/06-	OM646.984	65	2148		6PK2260	ALT, (-PTO)
						6PK2260	ALT, (-AC)
						6PK2285	ALT, (PTO)
						6PK2285	ALT, (-AC)
						AP9010	ALT, (Bosch), FOR ALT: 90A, OE-NO 646 154 00 02, FOR ALT: 200A, OE-NO 013 154 10 02
						AP9050	ALT, (Valeo), FOR ALT: 180A, OE-NO 646 154 11 02, FOR ALT: 220A, OE-NO 646 154 09 02
510 CDI	03/09-	OM651.955	70	2143		AP9010	ALT, (Bosch), FOR ALT: 120A, OE-NO 014 154 27 02
						AP9050	ALT, (Valeo), FOR ALT: 180A, OE-NO 013 154 68 02, FOR ALT: 220A, OE-NO 646 154 08 02
511 CDI	06/06-	OM646.985	80	2148		6PK2260	ALT, (-AC)
						6PK2285	ALT, (-AC)
						AP9010	ALT, (Bosch), FOR ALT: 90A, OE-NO 646 154 00 02
						AP9050	ALT, (Valeo), FOR ALT: 180A, OE-NO 646 154 11 02, FOR ALT: 220A, OE-NO 646 154 08 02, 646 154 09 02
513 CDI	06/06-	OM646.986	95	2148		AP9010	ALT, (Bosch), FOR ALT: 120A, OE-NO 014 154 27 02
						AP9050	ALT, (Valeo), FOR ALT: 180A, OE-NO 646 154 11 02, FOR ALT: 220A, OE-NO 646 154 08 02, 646 154 09 02
515 CDI	06/06-	OM646.990, OM646.989	110	2148		AP9010	ALT, (Bosch), FOR ALT: 90A, OE-NO 646 154 00 02
						AP9050	ALT, (Valeo), FOR ALT: 180A, OE-NO 646 154 11 02, FOR ALT: 220A, OE-NO 646 154 08 02, 646 154 09 02
516 CDI	03/09-	OM651.957	120	2143		AP9010	ALT, (Bosch), FOR ALT: 120A, OE-NO 014 154 27 02
518 CDI, 518 CDI 4x4	06/06-	OM642.992, OM642.993, OM642.896	135	2987		6PK1413	HYDP, (-AC)
						6PK691 ELAST	HYDP, OE-NO 0019933896
						7PK1970	ALT, OE-NO 0019933696, (-AC)
						7PK1980	ALT, OE-NO 0019934196, (-AC)
						7PK2035	ALT, (-AC), (-PTO)
519 CDI, 519 CDI 4x4	03/09-	OM642.992, OM642.896, OM642.898	140	2987		6PK1413	HYDP, (-AC)
						6PK691 ELAST	HYDP, OE-NO 0019933896
						7PK1970	ALT, OE-NO 0019933696, (-AC)
						7PK1980	ALT, OE-NO 0019934196, (-AC)
						7PK2035	ALT, (-AC), (-PTO)
524	06/06-	M272.979	190	3498		6PK2404	ALT
						AP9010	ALT, (Bosch), FOR ALT: 90A, OE-NO 646 154 00 02, FOR ALT: 120A, OE-NO 014 154 27 02, FOR ALT: 200A, OE-NO 013 154 10 02
						AP9020	ALT, (Bosch), FOR ALT: 150A, OE-NO 271 154 10 02
T1 (601)							
207 D 2.4	07/82-01/90		53	2376		AVX13X1030	ALT, MTR-NO 25905917⇨
	06/82-01/90	OM616.937, OM616.939	53	2399		AVX13X1030	ALT, 09/1982⇨, ⇨01/1989
	12/77-10/89	OM616.937	53	2399		AVX10X960	ALT, ⇨MTR-NO 025904917, 040553934
						AVX13X1025	ALT, MTR-NO 025905917⇨, 940553934⇨
	04/77-12/82	OM616.917, OM616.934	48	2404		AVX10X970	ALT, ⇨MTR-NO 25904917
						AVX13X1030	ALT
208 2.3	05/77-12/82	M115.955, M115.972	63	2307		AVX10X940	ALT





MERCEDES-BENZ

T1 (601)						
↔ 208 D 2.3	06/88-02/96	OM601.940	58-60	2299	∞ ∞ ∞ ∞ ∞ ∞	6PK1000 ALT, MTR-NO 253308↔ 6PK1015 ALT, ↔MTR-NO 253307 6PK1980 ALT, PS, MTR-NO 253308↔ 6PK2000 ALT, PS, ↔MTR-NO 253307 6PK2030 ALT, AC 6PK2080 ALT, PS, AC
209 D 2.9	12/82-01/90	OM617.913	65	2998	∞	AVX13X1000 ALT
210 2.3	04/77-10/89	M115.955	63	2307	∞ ∞ ∞ ∞ ∞	AVX10X1000 ALT 6PK1110 ALT 6PK1885 ALT, AC 6PK1885 ALT, PS 6PK1980 ALT, PS, AC
	04/77-02/96	M102.942, M102.946	70	2298	∞ ∞ ∞ ∞	AVX10X1005 ALT AVX13X875 AC 6PK1015 ALT 6PK1885 ALT, PS 6PK1980 ALT, PS, AC
	05/89-02/96	M102.945	77	2298	∞ ∞ ∞	6PK1015 ALT 6PK2080 ALT, PS 6PK2145 ALT, PS, AC
210 D 2.8	10/88-02/96	OM602.940	70-72	2874	∞ ∞ ∞ ∞ ∞ ∞ ∞ ∞ ∞ ∞ ∞	6PK1015 ALT, MTR-CODE: OM 602.940, ↔MTR-NO 253307 6PK1020 ALT, MTR-CODE: OM 602.940, MTR-NO 340126↔ 6PK1980 ALT, PS, MTR-CODE: OM 602.940, MTR-NO 253308↔, ↔MTR-NO 340125 6PK2000 ALT, PS, MTR-CODE: OM 602.940, ↔MTR-NO 253307 6PK2020 ALT, AC, MTR-CODE: OM 602.940, MTR-NO 253308↔, ↔MTR-NO 340125 6PK2030 ALT, AC, MTR-CODE: OM 602.940, ↔MTR-NO 253307 6PK2040 ALT, PS, MTR-CODE: OM 602.940, MTR-NO 340126↔ 6PK2050 ALT, AC, MTR-CODE: OM 602.940, MTR-NO 340126↔ 6PK2080 ALT, PS, AC, MTR-CODE: OM 602.940, ↔MTR-NO 340125 6PK2100 ALT, PS, AC, MTR-CODE: OM 602.940, MTR-NO 340126↔ 6PK995 ALT, MTR-CODE: OM 602.940, MTR-NO 253308↔, ↔MTR-NO 340125
T1 (602)						
307 D 2.4	06/82-01/90	OM616.937, OM616.939	53	2399	∞	AVX10X960 ALT, ↔MTR-NO 025904917, 040553934
	10/82-01/90	OM616.937, OM616.939	53	2399	∞	AVX13X1030 ALT, MTR-NO 025905917↔, 040553934↔
	04/77-01/83	OM616.937	48	2399	∞ ∞ ∞ ∞	AVX10X970 ALT, 05/1977↔, ↔12/1978, ↔MTR-NO 000069, (AUTOM) AVX10X970 ALT, 05/1977↔, ↔12/1978, (MANL), ↔MTR-NO 040552 AVX13X1025 ALT, 05/1977↔, ↔12/1978, (MANL), MTR-NO 040533↔ AVX13X1025 ALT, 05/1977↔, ↔12/1978, MTR-NO 000070↔, (AUTOM)
308 D 2.3	11/88-02/96	OM601.940	58-60	2299	∞ ∞ ∞ ∞ ∞ ∞ ∞	6PK1015 ALT, ↔06/1995, ↔MTR-NO 253306 6PK1980 PS, ↔06/1995, MTR-NO 253307↔ 6PK2000 PS, ↔06/1995, ↔MTR-NO 253306 6PK2020 AC, ↔06/1995, MTR-NO 253307↔ 6PK2030 AC, ↔06/1995, ↔MTR-NO 253306 6PK2080 PS, AC, ↔06/1995 6PK995 ALT, ↔06/1995, MTR-NO 253307↔
309 D 3.0	10/82-01/90	OM617.913	65	2998	∞	AVX13X1000 ALT, ↔01/1989



MERCEDES-BENZ



MERCEDES-BENZ						
T1 (602)						
↔ 310 D 2.9	06/89-02/96	OM602.940	70-72	2874	∞	6PK1015 ALT, MTR-CODE: OM 602.940, ⇔MTR-NO 253307
					∞	6PK1020 ALT, MTR-CODE: OM 602.940, MTR-NO 340126⇔
					∞	6PK1980 ALT, PS, MTR-CODE: OM 602.940, MTR-NO 253308⇔, ⇔MTR-NO 340125
					∞	6PK2000 ALT, PS, MTR-CODE: OM 602.940, ⇔MTR-NO 253307
					∞	6PK2020 ALT, AC, MTR-CODE: OM 602.940, MTR-NO 253308⇔, ⇔MTR-NO 340125
					∞	6PK2030 ALT, AC, MTR-CODE: OM 602.940, ⇔MTR-NO 253307
					∞	6PK2040 ALT, PS, MTR-CODE: OM 602.940, MTR-NO 340126⇔
					∞	6PK2050 ALT, AC, MTR-CODE: OM 602.940, MTR-NO 340126⇔
					∞	6PK2080 ALT, PS, AC, MTR-CODE: OM 602.940, ⇔MTR-NO 340125
					∞	6PK2100 ALT, PS, AC, MTR-CODE: OM 602.940, MTR-NO 340126⇔
					∞	6PK995 ALT, MTR-CODE: OM 602.940, MTR-NO 253308⇔, ⇔MTR-NO 340125
T1/TN						
410 D	11/88-06/95	OM602.940	70-72	2874	∞	6PK1015 ALT, MTR-CODE: OM 602.940, ⇔MTR-NO 253307
					∞	6PK1020 ALT, MTR-CODE: OM 602.940, MTR-NO 340126⇔
					∞	6PK1980 ALT, PS, MTR-CODE: OM 602.940, MTR-NO 253308⇔, ⇔MTR-NO 340125
					∞	6PK2000 ALT, PS, MTR-CODE: OM 602.940, ⇔MTR-NO 253307
					∞	6PK2020 ALT, AC, MTR-CODE: OM 602.940, MTR-NO 253308⇔, ⇔MTR-NO 340125
					∞	6PK2030 ALT, AC, MTR-CODE: OM 602.940, ⇔MTR-NO 253307
					∞	6PK2040 ALT, PS, MTR-CODE: OM 602.940, MTR-NO 340126⇔
					∞	6PK2050 ALT, AC, MTR-CODE: OM 602.940, MTR-NO 340126⇔
					∞	6PK2080 ALT, PS, AC, MTR-CODE: OM 602.940, ⇔MTR-NO 340125
					∞	6PK2100 ALT, PS, AC, MTR-CODE: OM 602.940, MTR-NO 340126⇔
					∞	6PK995 ALT, MTR-CODE: OM 602.940, MTR-NO 253308⇔, ⇔MTR-NO 340125
T2/L						
L 409	01/75-08/82	M115.952	66	2307	∞	AVX10X940 ALT, WP
L 410	08/82-12/88	M102.943	70	2299	∞	AVX10X1000 ALT
					∞	6PK1015 ALT
					∞	6PK1980 ALT, PS, AC
L 508 DG	01/70-12/88	OM314.946, OM314.948	60-63	3782	∞	AVX13X1200 ALT, ⇔MTR-NO 426165
					∞	AVX13X1300 ALT, MTR-NO 426166⇔
L 608 D	01/70-12/88	OM314.948, OM314.967	63	3782	∞	2XAVX13X1250 ALT, MTR-CODE: OM314967
					∞	AVX13X1250 ALT, MTR-CODE: OM314948, ⇔MTR-NO 426165
					∞	AVX13X1300 ALT, MTR-NO 426166⇔
					∞	AVX13X975 PS
L 613 D	04/77-12/88	OM353.963, OM353.966	96	5700	∞	AVX13X1300 ALT
LF 409 G	01/75-08/82	M115.952, M115.970, M115.971	66	2307	∞	AVX10X940 ALT
T2/LN1						
507 D, 507 DK	04/86-04/89	OM616.914	53	2399	∞	AVX13X1025 ALT
					∞	AVX13X900 PS
508 D	03/89-12/94	OM601.941	58	2299	∞	6PK1000 ALT, MTR-NO 253307⇔
					∞	6PK1015 ALT, ⇔MTR-NO 253306





MERCEDES-BENZ

T2/LN1



609 D, 609 DK	04/86-12/94	OM364.906, OM364.919	63-66	3972	6PK2000	ALT, PS
					2XAVX13X1300	ALT
					AVX13X1025	FAN
					AVX13X925	PS
					AVX13X950	PS
609 D	06/94-12/94	OM354.902	77	3972	AVX13X1275	ALT, WP
					AVX13X925	PS
709 D, 709 DK	04/86-12/94	OM364.906, OM364.912, OM364.921	63-66	3972	2XAVX13X1300	ALT
					AVX13X1025	FAN
					AVX13X925	PS
					AVX13X950	PS
711 D	04/86-12/94	OM354.902, OM354.903, OM364.950, OM364.952, OM364.957	77-85	3972	2XAVX13X1025	AIRC
					2XAVX13X1300	ALT
					AVX13X950	PS
714 D	06/94-12/94	OM354.923	103	3972	AVX13X1275	ALT, WP
					AVX13X925	PS
809 D, 809 DK	04/86-12/94	OM364.906, OM364.911, OM364.921, OM364.920	63-66	3972	2XAVX13X1300	ALT
					AVX13X1025	FAN
					AVX13X925	PS
					AVX13X950	PS
811 D, 811 DK	04/86-12/94	OM354.903, OM354.901, OM364.950, OM364.952, OM364.958	77-85	3972	2XAVX13X1025	AIRC
					2XAVX13X1300	ALT
					AVX13X950	PS
814 D, 814 DA 4x4	11/87-12/94	OM354.924, OM354.925, OM364.981, OM364.984, OM364.986, OM364.987	100- 103	3972	AVX13X1300	ALT
					AVX13X950	PS
O 609 D, O 611 D	07/87-12/92	OM364.913, OM364.952, OM364.954	66-85	3972	2XAVX13X1300	ALT
					AVX13X950	PS
O 614 D	07/87-12/92	OM364.980, OM364.981	100	3972	2XAVX13X1275	ALT
					AVX13X925	PS
VANEO (414)						
1.4	06/02-07/05	M166.940	60	1397	AP9055	ALT, (Valeo), FOR ALT: 90A, OE-NO 012 154 43 02
1.6	02/02-07/05	M166.961	60-75	1598	5PK1290	ALT, PS, (-AC)
					5PK1750	ALT, PS, AC
					AP9055	ALT, (Valeo), FOR ALT: 90A, OE-NO 012 154 43 02
					VD1093	
1.7 CDI	02/02-07/05	OM668.914	55-67	1689	5PK1265	ALT, (-AC)
					5PK1715	ALT, AC
					AP9014	ALT, (Valeo), FOR ALT: 150A, OE-NO 668 154 01 02, 668 154 02 02, 668 154 03 02
					AP9055	ALT, (Valeo), FOR ALT: 90A, OE-NO 012 154 43 02
					VD1093	
1.9	02/02-07/05	M166.991	92	1898	5PK1290	ALT, PS, (-AC)
					5PK1750	ALT, PS, AC
					AP9055	ALT, (Valeo), FOR ALT: 90A, OE-NO 012 154 43 02
					VD1093	
V-CLASS (638/2)						
V 200	02/97-07/03	M111.948, M111.950	95	1998	6PK2100	ALT
					6PK2205	ALT, AC
V 200 CDI	03/99-07/03	OM611.980	75-90	2151	6PK2077	ALT, (-AC)
					6PK2160	ALT, (-AC)
					AP9010	ALT, (Bosch), OE-NO 012 154 2202, FOR ALT: 90A, OE-NO 012 154 5402, FOR ALT: 120A, OE-NO 012





MERCEDES-BENZ

V-CLASS (638/2)						
					AP9015 VD1041 VD1042 MS16 MS23	154 1702, FOR ALT: 150A ALT, (Bosch), OE-NO A 010 154 9502, FOR ALT: 90A, OE-NO A 010 154 9602, FOR ALT: 120A, OE-NO A 011 154 7002, FOR ALT: 150A OE-NO A611 030 10 03, A611 030 14 03, (Code: 170) OE-NO A611 030 02 03, A646 030 09 03, A611 030 05 03 ONLY WITH VD1041, VD1042, MTR-NO 50 185181↔ ONLY WITH VD1041, VD1042, ↔MTR-NO 50 185180
V 230	10/96-07/03	M111.978	105	2295	6PK2100 6PK2205	ALT ALT, AC
V 230 TD	09/96-07/03	OM601.970	72	2299	6PK2020 6PK2100 AP9060	ALT, (PS) PS, AC ALT, (Bosch), FOR ALT: 90A, OE-NO 011 154 05 02, 010 154 49 02, FOR ALT: 115A, OE-NO 010 154 03 02, 010 154 74 02, FOR ALT: 150A, OE-NO 010 154 77 02
V 280	08/97-07/03	M104.900	128	2792	7DPK1360 7PK1290	ALT, PS, AC ALT, PS, (-AC)
VIANO (W639)						
3.0	09/03-	M112.951	140	3199	6PK2370	ALT
3.2	09/03-	M112.951	160	3199	6PK2370	ALT
3.5	09/07-	M272.979	190	3498	6PK2404	ALT
3.7	06/04-	M112.976	170	3724	6PK2370	ALT
CDI 2.0, CDI 2.0 4-matic	07/10-	OM651.940	100- 120	2143	AP9010 AP9050	ALT, (Valeo), FOR ALT: 120A, OE-NO 014 154 27 02 ALT, (Valeo), FOR ALT: 180A, OE-NO 013 154 68 02, 000 906 79 00, MTR-CODE: OM 651.940
	09/03-	OM646.982	80-85	2148	6PK2260 6PK2271 6PK2280 6PK2260D3 6PK2271D2 AP9010 AP9050 VD1041 VD1042 MS16 MS23	ALT, (-PTO) ALT, ↔CH-NO 158569, (PTO) ALT, CH-NO 158570↔, (PTO) ALT, (-PTO) ↔CH-NO 158569, ↔MTR-NO 50 222461, ALT, (PTO) ALT, (Bosch), FOR ALT: 200A, OE-NO 013 154 10 02, 013 154 21 02, FOR ALT: 120A, OE-NO 014 154 27 02 ALT, (Valeo), FOR ALT: 180A, OE-NO 646 154 01 02, 646 154 11 02 OE-NO A611 030 10 03, A611 030 14 03 OE-NO A611 030 02 03, A646 030 09 03, A611 030 05 03 ONLY WITH VD1041, VD1042, MTR-NO 50 222462↔ ONLY WITH VD1041, VD1042, ↔MTR-NO 50 222461
CDI 2.2, CDI 2.2 4-matic	09/03-	OM646.982	110	2148	6PK2260 6PK2271 6PK2280 6PK2260D3 6PK2271D2 AP9010 AP9050	ALT, (-PTO) ALT, ↔CH-NO 158569, (PTO) ALT, CH-NO 158570↔, (PTO) ALT, (-PTO) ↔CH-NO 158569, ↔MTR-NO 50 222461, ALT, (PTO) ALT, (Bosch), FOR ALT: 200A, OE-NO 013 154 1002, 013 154 2102, FOR ALT: 120A, OE-NO 014 154 27 02 ALT, (Valeo), FOR ALT: 180A, OE-NO 646 154 01 02, 646 154 11 02

MERCEDÉS-BENZ



MERCEDES-BENZ

VIANO (W639)



					VD1041 VD1042 MS16 MS23	OE-NO A611 030 10 03, A611 030 14 03 OE-NO A611 030 02 03, A646 030 09 03, A611 030 05 03 ONLY WITH VD1041, VD1042, MTR-NO 50 222462 → ONLY WITH VD1041, VD1042, →MTR-NO 50 222461
CDI 2.2	07/10-	OM651.940	120	2143	AP9010 AP9050	ALT, (Valeo), FOR ALT: 120A, OE-NO 014 154 27 02 ALT, (Valeo), FOR ALT: 180A, OE-NO 013 154 68 02, 000 906 79 00
CDI 3.0	03/06-	OM642.990	150	2987	6PK691 ELAST 7PK2035	FAN ALT

VITO (638)

108 CDI 2.2	03/99-07/03	OM611A (60KWCDI)	60	2148	6PK2077 6PK2160 AP9010 AP9015	ALT, (AC) ALT, (AC) ALT, (Bosch), OE-NO 012 154 2202, FOR ALT: 90A, OE-NO 012 154 54023, FOR ALT: 120A, OE-NO 012 154 1702, FOR ALT: 150A ALT, (Bosch), OE-NO A 010 154 9502, FOR ALT: 90A, OE-NO A 010 154 9602, FOR ALT: 120A, OE-NO A 011 154 7002, FOR ALT: 150A
108 D 2.3	03/97-07/03	OM601.942	58	2299	6PK2000 6PK2080 AP9060	ALT, PS ALT, PS, AC ALT, (Bosch), FOR ALT: 150A, OE-NO 010 154 77 02, 010 154 16 02
110 CDI 2.2	03/99-07/03	OM611LA (75KWCDI)	75	2148- 2151	6PK2077 6PK2160 AP9010 AP9015	ALT, (AC) ALT, (AC) ALT, (Bosch), OE-NO 012 154 2202, FOR ALT: 90A, OE-NO 012 154 5402, FOR ALT: 120A, OE-NO 012 154 1702, FOR ALT: 150A ALT, (Bosch), OE-NO A 010 154 9502, FOR ALT: 90A, OE-NO A 010 154 9602, FOR ALT: 120A, OE-NO A 011 154 7002, FOR ALT: 150A
110 D 2.3	03/97-07/03	OM601.970	72	2299	6PK2030 6PK2100 AP9060	ALT, PS ALT, PS, AC ALT, (Bosch), FOR ALT: 90A, OE-NO 011 154 05 02, 010 154 49 02, FOR ALT: 115A, OE-NO 010 154 03 02, 010 154 74 02, FOR ALT: 150A, OE-NO 010 154 77 02
110 TD 2.3	02/96-07/03	OM601.970	72	2299	6PK2020 6PK2100 AP9060	PS, (AC) PS, (AC) ALT, (Bosch), FOR ALT: 90A, OE-NO 011 154 05 02, 010 154 49 02, FOR ALT: 115A, OE-NO 010 154 03 02, 010 154 74 02, FOR ALT: 150A, OE-NO 010 154 77 02
112 CDI 2.2	03/99-07/03	OM611.980	90	2151	6PK2077 6PK2160 AP9010 AP9015 VD1041 VD1042 MS16 MS23	ALT, (AC) ALT, (AC) ALT, (Bosch), FOR ALT: 90A, OE-NO 012 154 22 02, FOR ALT: 120A, OE-NO 012 154 54 02, FOR ALT: 150A, OE-NO 012 154 17 02 ALT, (Bosch), OE-NO A 010 154 9502, FOR ALT: 90A, OE-NO A 010 154 9602, FOR ALT: 120A, OE-NO A 011 154 7002, FOR ALT: 150A OE-NO A611 030 10 03, A611 030 14 03, (Code: 170) OE-NO A611 030 02 03, A646 030 09 03, A611 030 05 03 ONLY WITH VD1041, VD1042, MTR-NO 50 185181 → ONLY WITH VD1041, VD1042, →MTR-NO 50 185180



MERCEDES-BENZ



MERCEDES-BENZ

VITO (G39)



115 CDI, 115 CDI 4x4	09/03-	OM646.982	110	2148	AP9050 6PK2260 6PK2271 6PK2280 6PK2260D3 6PK2271D2 AP9010 AP9050 VD1041 VD1042 MS16 MS23	MTR-CODE: OM 651.940 ALT, (Valeo), FOR ALT: 180A, OE-NO 013 154 68 02, 000 906 79 00, MTR-CODE: OM 651.940 ALT, (-PTO) ALT, ⇨CH-NO 158569, (PTO) ALT, CH-NO 158570⇨, (PTO) ALT, (-PTO) ⇨CH-NO 158569, ⇨MTR-NO 50 222461, ALT, (PTO) ALT, (Bosch), FOR ALT: 200A, OE-NO 013 154 1002, 013 154 2102, FOR ALT: 120A, OE-NO 014 154 27 02 ALT, (Valeo), FOR ALT: 180A, OE-NO 646 154 01 02, 646 154 11 02 OE-NO A611 030 10 03, A611 030 14 03 OE-NO A611 030 02 03, A646 030 09 03, A611 030 05 03 ONLY WITH VD1041, VD1042, MTR-NO 50 222462⇨ ONLY WITH VD1041, VD1042, ⇨MTR-NO 50 222461
116 CDI, 116 CDI 4x4	09/10-	OM651.940	120	2143	AP9010 AP9050	ALT, (Valeo), FOR ALT: 120A, OE-NO 014 154 27 02, MTR-CODE: OM 651.940 ALT, (Valeo), FOR ALT: 180A, OE-NO 013 154 68 02, 000 906 79 00, MTR-CODE: OM 651.940
119	09/03-	M112.951	140	3199	6PK2370	ALT
120 CDI	09/07-	OM642.990	150	2987	6PK691 ELAST 7PK2035 AP9010	AC ALT ALT, (Bosch), FOR ALT: 200A, OE-NO 013 154 10 02, 013 154 21 02, FOR ALT: 120A, OE-NO 014 154 27 02
122	09/03-	M112.951	160	3199	6PK2370	ALT
123	06/04-	M112.976	170	3724	6PK2370	ALT
126	09/07-	M272.978	190	3498	6PK2404	ALT

VITO (W639)

109 CDI	09/03-	OM646.983	65	2148	6PK2260 6PK2271 6PK2280 6PK2260D3 6PK2271D2 AP9010 AP9050 VD1041 VD1042 MS16 MS23	ALT, (-PTO) ALT, ⇨CH-NO 158569, (PTO) ALT, CH-NO 158570⇨, (PTO) ALT, (-PTO) ⇨CH-NO 158569, ⇨MTR-NO 50 222462, ALT, (PTO) ALT, (Bosch), FOR ALT: 200A, OE-NO 013 154 1002, 013 154 2102 ALT, (Valeo), FOR ALT: 180A, OE-NO 646 154 01 02, 646 154 11 02 (PTO) (-PTO) ONLY WITH VD1041, VD1042, MTR-NO 50 222462⇨ ONLY WITH VD1041, VD1042, ⇨MTR-NO 50 222461
109 CDI	08/06-	OM646.981	70	2148	6PK2260 6PK2271 6PK2285 6PK2260D3 6PK2271D2 AP9010 AP9050 VD1041 VD1042	ALT, (AC) ALT, (AC), ⇨CH-NO 158569 ALT, (AC), CH-NO 158570⇨ ALT, (AC) ALT, (AC), ⇨CH-NO 158569, ⇨MTR-NO 50 222461 ALT, (Bosch), FOR ALT: 120A, OE-NO 014 154 2702 ALT, (Valeo), FOR ALT: 180A, OE-NO 646 154 01 02, 646 154 11 02 (AC) (-AC)





MERCEDES-BENZ

VITO (W639)

					MS16 MS23	ONLY WITH VD1041, VD1042, MTR-NO 50 222462→ ONLY WITH VD1041, VD1042, →MTR-NO 50 222461
110 CDI	09/10-	OM651.940	70	2143	AP9010 AP9050	ALT, (Valeo), FOR ALT: 120A, OE-NO 014 154 27 02, MTR-CODE: OM 651.940 ALT, (Valeo), FOR ALT: 180A, OE-NO 013 154 68 02, 000 906 79 00, MTR-CODE: OM 651.940
111 CDI, 111 CDI 4x4	09/03-	OM646.982	80-85	2148	6PK2260 6PK2271 6PK2280 6PK2260D3 6PK2271D2 AP9010 AP9050 VD1041 VD1042 MS16 MS23	ALT, (-PTO) ALT, →CH-NO 158569, (PTO) ALT, CH-NO 158570→, (PTO) ALT, (-PTO) →CH-NO 158569, →MTR-NO 50 222461, ALT, (PTO) ALT, (Bosch), FOR ALT: 200A, OE-NO 013 154 1002, 013 154 2102, FOR ALT: 120A, OE-NO 014 154 27 02 ALT, (Valeo), FOR ALT: 180A, OE-NO 646 154 01 02, 646 154 11 02 OE-NO A611 030 10 03, A611 030 14 03 OE-NO A611 030 02 03, A646 030 09 03, A611 030 05 03 ONLY WITH VD1041, VD1042, MTR-NO 50 222462→ ONLY WITH VD1041, VD1042, →MTR-NO 50 222461
113 CDI	09/10-	OM651.940	100	2143	AP9010 AP9050	ALT, (Valeo), FOR ALT: 120A, OE-NO 014 154 27 02 ALT, (Valeo), FOR ALT: 180A, OE-NO 013 154 68 02, 000 906 79 00
115 CDI, 115 CDI 4x4	09/03-	OM646.982	110	2148	6PK2260 6PK2271 6PK2280 6PK2260D3 6PK2271D2 AP9010 AP9050 VD1041 VD1042 MS16 MS23	ALT, (-PTO) ALT, →CH-NO 158569, (PTO) ALT, CH-NO 158570→, (PTO) ALT, (-PTO) →CH-NO 158569, →MTR-NO 50 222461, ALT, (PTO) ALT, (Bosch), FOR ALT: 200A, OE-NO 013 154 1002, 013 154 2102, FOR ALT: 120A, OE-NO 014 154 27 02 ALT, (Valeo), FOR ALT: 180A, OE-NO 646 154 01 02, 646 154 11 02 OE-NO A611 030 10 03, A611 030 14 03 OE-NO A611 030 02 03, A646 030 09 03, A611 030 05 03 ONLY WITH VD1041, VD1042, MTR-NO 50 222462→ ONLY WITH VD1041, VD1042, →MTR-NO 50 222461
116 CDI	09/10-	OM651.940	120	2143	AP9010 AP9050	ALT, (Valeo), FOR ALT: 120A, OE-NO 014 154 27 02, MTR-CODE: OM 651.940 ALT, (Valeo), FOR ALT: 180A, OE-NO 013 154 68 02, 000 906 79 00, MTR-CODE: OM 651.940
119	09/03-	M112.951	140	3199	6PK2370	ALT
120 CDI	09/07-	OM642.990	150	2987	6PK691 ELAST 7PK2035 AP9010	AC ALT ALT, (Bosch), FOR ALT: 200A, OE-NO 013 154 10 02, 013 154 21 02, FOR ALT: 120A, OE-NO 014 154 27 02
122	09/03-	M112.951	160	3199	6PK2370	ALT
123	06/04-07/08	M112.976	170	3724	6PK2370	ALT
126	09/07-	M272.978	190	3498	6PK2404	ALT





ContiTech



MG

MG

MAESTRO							
↔ 2.0 EFI	10/84-09/90		86	1994	∞	AVX10X700	PS, ⇔12/1985
					∞	AVX10X750	PS, 01/1986⇔
					∞	AVX10X950	ALT, ⇔12/1985
					∞	4PK890	ALT, 01/1986⇔
					🔱	CT718	CA, 01/1986⇔
					🔱	CT718K2	CA, 01/1986⇔

MG TF							
115	03/02-	16K4F	85	1588	∞	3PK750	PS
					∞	5PK1200	ALT, AC
					∞	5PK736	ALT, (-AC)
					🔱	CT974	CA, (AUTOM-TP)
					🔱	CT974K1	CA, (AUTOM-TP)
120	03/02-	18K4F	88	1796	∞	3PK750	PS
					∞	5PK1200	ALT, AC
					∞	5PK736	ALT, (-AC)
					🔱	CT974	CA, (AUTOM-TP)
					🔱	CT974K1	CA, (AUTOM-TP)
135	03/02-	18K4F	100	1796	∞	5PK1200	ALT, (AC)
					∞	5PK736	ALT, (-AC)
					🔱	CT708	CA, (MANL-TP)
					🔱	CT974	CA, (AUTOM-TP)
					🔱	CT708K1	CA, (MANL-TP)
					🔱	CT974K1	CA, (AUTOM-TP)
160	03/02-	18K4K	118	1796	∞	5PK1200	ALT, AC
					∞	5PK736	ALT, (-AC)
					🔱	CT1112	CA
					🔱	CT929	CA
					🔱	CT929K2	CA

MG ZR							
105	06/01-04/05	14K4F	76	1396	∞	3PK750	PS
					∞	5PK1145	ALT, (AC), ⇔CH-NO YD471564
					∞	5PK1165	ALT, (AC), CH-NO YD471565⇔
					∞	5PK736	ALT, (-AC)
					🔱	CT708	CA, (MECH-TP)
					🔱	CT974	CA, (AUTOM-TP)
					🔱	CT708K1	CA
					🔱	CT974K1	CA, (AUTOM-TP)
120	06/01-04/05	18K4F	86	1796	∞	3PK750	PS
					∞	5PK1145	ALT, (AC), ⇔CH-NO YD471564
					∞	5PK1165	ALT, (AC), CH-NO YD471565⇔
					∞	5PK736	ALT, (-AC)
					🔱	CT708	CA, (MECH-TP)
					🔱	CT974	CA, (AUTOM-TP)
					🔱	CT708K1	CA
					🔱	CT974K1	CA, (AUTOM-TP)
160	06/01-04/05	18K4K	118	1796	∞	3PK750	PS
					∞	5PK1145	ALT, (AC), ⇔CH-NO YD471564
					∞	5PK1165	ALT, (AC), CH-NO YD471565⇔
					∞	5PK736	ALT, (-AC)
					🔱	CT1112	CA
					🔱	CT929	CA
					🔱	CT929K2	CA

MG ZS							
1.6	11/01-10/05	16K4F	82	1590	🔱	CT708	CA, (MANL-TP)
					🔱	CT974	CA, (AUTOM-TP)
					🔱	CT708K1	CA, (MANL-TP)
					🔱	CT974K1	CA, (AUTOM-TP)
120	07/01-04/05	18K4F	86	1796	∞	3PK750	PS
					∞	5PK1150	ALT, (AC), (AUTOM), (MANL-TP)
					∞	5PK1165	ALT, (AC), (MANL)
					∞	5PK1200	ALT, (AC), (AUTOM), (AUTOM-TP)





MG						
MG ZS						
					5PK736 CT708 CT974 CT708K1 CT974K1	ALT, (AC) CA, (MECH-TP) CA, (AUTOM-TP) CA, (MECH-TP) CA, (AUTOM-TP)
180	07/01-04/05	25K4F	130	2497	6PK1285 6PK1560 CT1096 CT1097 CT1096K1	ALT, (AC) ALT, (AC) CA CA, 2x CA
2.0 TD	06/01-10/05	20T2N	74-83	1994	6PK1185 6PK1460 CT1041 CT1042 CT950 CT954 CT1041K1 CT1042K1 CT950K1 CT954K1	ALT, (AC) ALT, (AC) CA, CH-NO YD471064⇔ INJP, CH-NO YD471064⇔ INJP, ⇔CH-NO YD471063 CA, ⇔CH-NO YD471063 CA, CH-NO YD471064⇔, MTR-NO 8368⇔ INJP, CH-NO YD471064⇔, MTR-NO 8368⇔ INJP, ⇔CH-NO YD471063 CA, ⇔CH-NO YD471063
MG ZT / MG ZT- T						
1.8 16V	01/03-07/05	18K4F	88	1795	3PK740 5PK1200 5PK736 CT974 CT974K1	PS ALT, (AC) ALT, (AC) CA CA
160	06/01-07/05	25K4F	118	2497	6PK1285 6PK1560 CT1096 CT1097 CT1096K1	ALT, (AC) ALT, (AC) CA CA, 2x CA
180	01/03-07/05	25K4F	130	2497	6PK1285 6PK1560 CT1096 CT1097 CT1096K1	ALT, (AC) ALT, (AC) CA CA, 2x CA
190	06/01-07/05	25K4F	140	2497	6PK1285 6PK1560 CT1096 CT1097 CT1096K1	ALT, (AC) ALT, (AC) CA CA, 2x CA
2.0 CDTi	06/02-07/05	204D2	85-96	1951	5PK2030 5PK875 VD1087	ALT AC MTR-CODE: M47
MGF (RD)						
1.6	02/00-03/02	16K4F	82	1588	CT708 CT974 CT708K1 CT974K1	CA, (MECH-TP) CA, (AUTOM-TP) CA CA, (AUTOM-TP)
1.8 i 16V	03/95-03/02	18K4F	88	1796	3PK750 5PK1200 5PK736 CT708 CT974 CT708K1 CT974K1	PS ALT, AC ALT, (AC) CA, (MECH-TP) CA, (AUTOM-TP) CA CA, (AUTOM-TP)
1.8 i VVC	03/95-03/02	18K4K	107-118	1796	5PK1200 5PK736 CT1112 CT929 CT929K2	ALT, AC ALT, (AC) CA CA CA



ContiTech



MG

MONTEGO

↔ 2.0 Efi, 2.0 Turbo

04/84-09/90 20HT 86-110 1994

- AVX10X700** PS, ↔12/1985
- AVX10X750** PS, 01/1986↔
- AVX10X950** ALT, ↔12/1985
- 4PK890** ALT, 01/1986↔
- CT718** CA, 01/1986↔
- CT718K2** CA, 01/1986↔

MINI

MINI (R50, R52, R53)

1.4

04/03-09/06 55 1398

- 6PK1033** ALT, (AC), 02/2004↔
- 6PK1054** ALT, (AC), ↔01/2004
- 6PK875** ALT, (-AC), 08/2004↔
- 6PK890** ALT, (AC), ↔07/2004

Cooper

06/01-09/06 W10B16A 85 1598

- 6PK1033** ALT, (AC), 01/2004↔
- 6PK1033** ALT, (AC), HOT COUNTRIES
- 6PK1054** ALT, (AC), ↔01/2004
- 6PK875** ALT, (-AC), 08/2004↔
- 6PK890** ALT, (-AC), ↔07/2004

Cooper S

03/02-11/07 W11B16A 120-125 1598

- 6PK1374** ALT, (John Cooper Works)
- 6PK1388** ALT

John Cooper Works

07/04-11/07 W11B16A 155-160 1598

- 6PK1374** ALT, WP, PS, AC

One

06/01-11/07 W10B16A 66 1598

- 6PK1033** ALT, (AC), 01/2004↔
- 6PK1033** ALT, (AC), HOT COUNTRIES
- 6PK1054** ALT, (AC), ↔01/2004
- 6PK875** ALT, (-AC), 08/2004↔
- 6PK890** ALT, (AC), ↔07/2004

One D

06/03-09/06 1ND, 1ND-TV 55-65 1364

- 3PK885 ELAST** PS
- 7PK1175** ALT, (AC)
- 7PK935** ALT, (-AC)

S Works

11/03-06/05 W11B16A 147 1598

- 6PK1374** ALT, (John Cooper Works)
- 6PK1388** ALT

Works

11/03-09/06 W11B16A 155 1598

- 6PK1374** ALT, WP, PS, AC

MINI (R55, R56, R57)

Cooper

10/06- N12B16A, N16B16A 88-90 1598

- 6PK906** ALT, (AC)

Cooper D

03/07- 9HZ (DV6TED4) 80 1560

- 6PK800** ALT, (-AC)
- 6PK976** ALT, (AC)
- AP9023** ALT, (Bosch), FOR ALT: 150A, OE-NO 1231 7 806 779, 1231 7 794 970
- VD1096**
- CT1092** CA
- CT1092K1** CA
- CT1092WP1** CA

Cooper S

10/06- N14B16A, N18B16A 120-135 1598

- 6PK906** ALT, (AC)

John Cooper Works

03/08- N14B16C 155 1598

- 6PK906** ALT, (AC)

One

03/07- N12B14A 55-70 1397

- 6PK906** ALT, (AC)

03/10- N16B16A 55-72 1598

- 6PK906** ALT, (AC)

One D

07/10- N47C16A 66 1598

- 6PK800** ALT, (-AC)
- 6PK976** ALT, (AC)
- VD1096**
- CT1092** CA
- CT1092K1** CA
- CT1092WP1** CA

06/09-07/10 9HZ (DV6TED4) 66 1560

- 6PK800** ALT, (AC)
- 6PK976** ALT, (AC)
- AP9023** ALT, (Bosch), FOR ALT: 150A, OE-NO 1231 7 806 779, 1231 7 794 970
- VD1096**
- CT1092** CA





MINI							
MINI (R55, R56, R57)							
						CT1092K1	CA
						CT1092WP1	CA

MITSUBISHI							
3000 GT (Z16A)							
3.0 i 24V 4WD	06/92-08/99	6G72 (DOHC24V)	210	2972		4PK925	PS
						6PK1153	ALT
						CT822	CA
ASX (GA_W_)							
1.8	02/10-	4B10	102	1798		6PK2563	ALT
CARISMA (DA_)							
1.3	09/00-10/04	4G13 (12V)	55	1298		5PK1060	AC
						5PK865	ALT
						5PK962	PS, (-AC)
						CT1008	CA
						CT1008K1	CA
1.6	07/95-06/06	4G92	66-76	1597		4PK775	ALT
						5PK1090	PS, (-AC)
						5PK1330	PS, (AC), ⇨09/1996
						5PK1345	PS, 10/1996⇨, (AC)
						CT1053	CA
						CT1053K1	CA
1.8, 1.8 16V	07/95-06/06	4G93	85-103	1834		4PK775	ALT
						5PK1090	PS, (-AC)
						5PK1330	PS, (AC), ⇨09/1996
						5PK1345	PS, (AC), 10/1996⇨
						CT1048	CA, CAMSHFT: SOHC/OHC, (115 HP)
						CT941	CA, ⇨12/1997, CAMSHFT: DOHC, (138 HP)
						CT1048K1	CA, CAMSHFT: SOHC/OHC, (115 HP)
						CT941K1	CA, ⇨12/1997, CAMSHFT: DOHC, (138 HP)
1.8 GDI, 1.8 16V GDI	09/97-06/06	4G93 (GDI)	90-92	1834		4PK780	ALT, MTR-CODE: 4G93
						5PK1090	PS, MTR-CODE: 4G93
						5PK1330	PS, AC, MTR-CODE: 4G93
						CT941	CA
						CT941K1	CA, MTR-CODE: 4G93
1.9 Di-D	09/00-06/06	F9Q2	85	1870		6PK1125	ALT, WP, PS
						6PK1795	ALT, WP, PS, AC
						CT1025	CA
						CT1025K1	CA, MTR-CODE: F9Q2
						CT1025WP2	CA
		F9Q1	75	1870		6PK1125	ALT, WP, PS
						6PK1795	ALT, WP, PS, AC
						AP9039	ALT, (Valeo), FOR ALT: 125A, ALT-No: SG12B017, SG12B071, SG12B096
						AP9043	ALT, (Valeo), FOR ALT: 125A, ALT-No: SG12B050, SG12B095, SG12B108
						AP9052	ALT, (Valeo), FOR ALT: 120A, ALT-No: SG10B019, SG10B032, A13VI297
						CT1025	CA
						CT1025K1	CA, MTR-CODE: F9Q2
						CT1025WP2	CA
1.9 TD	10/96-09/00	F8QT	66	1870		6PK1138	ALT, (-AC)
						6PK1635	ALT, (AC)
						CT935	CA, MTR-NO C003535⇨, (SEE BELT SPEC), (HTD2)
						CT966	CA, ⇨MTR-NO C003534
						CT935K1	CA, MTR-NO C003535⇨, (SEE BELT SPEC), (HTD2)
						CT935K2	CA, MTR-NO C003535⇨, (SEE BELT SPEC), (HTD2)
CELESTE (A7_)							
1.6 ST	01/77-06/81	4G32	54	1597		AVX10X813	ALT
						CT664	BS
						CT687	CA
2.0 GSR	10/75-06/81	4G52	66-77	1995		AVX10X935	ALT





ContiTech



MITSUBISHI

CELESTE (A7_)

↔ 1.5	05/06-07/09	4A91	80	1499	∞ ∞	5PK1219 5PK915	ALT, (AC) ALT, (AC)
1.5 Turbo	05/06-07/09	4G15T	110	1468	∞ ∞	4PK805 5PK906	AC ALT

COLT I (A15_A)

1.2 GL	12/78-01/84	4G11	40	1244	∞ ▀ ▀ ▀	AVX10X865 CT665 CT665K1	ALT CA CA
1.4 GLX,GT	05/79-01/84	4G12	51	1410	∞ ▀ ▀ ▀	AVX10X865 CT665 CT665K1	ALT CA CA
1.4 Turbo	09/81-01/84	4G12T	77	1410	∞ ▀	AVX10X865 CT665	ALT CA

COLT II (C1_A)

1.2 EL,GL	02/84-09/86	4G16	40	1198	∞ ∞ ▀ ▀	4PK866 AVX13X625 CT665 CT665K1	ALT PS CA CA
	09/86-04/88	4G16	44	1198	∞ ∞ ▀ ▀ ▀ ▀ ▀ ▀	4PK875 AVX13X625 CT665 CT715 CT665K1 CT715K1	ALT PS CA, ⇨05/1987 CA, 06/1987⇨ CA, ⇨05/1987 CA, 06/1987⇨
1.3 EL,GL	06/86-04/88	G13B	49	1299	∞ ∞ ▀ ▀	AVX13X625 4PK870 CT715 CT715K1	PS ALT CA CA
1.5 GLX	09/84-04/88	4G15, G15B	51-55	1468	∞ ∞ ▀ ▀ ▀ ▀ ▀ ▀	AVX13X625 4PK875 CT665 CT715 CT665K1 CT715K1	PS ALT CA, ⇨05/1987 CA, 06/1987⇨ CA, ⇨05/1987 CA, 06/1987⇨
1.6 Turbo Eci	02/84-04/88	4G32T/C	92	1597	∞ ▀ ▀ ▀ ▀	4PK938 CT510 CT991 CT510K1 CT991K2	ALT CA, 07/1987⇨ BS CA, 07/1987⇨ BS
	07/86-04/88	G32BT	77	1597	∞ ▀ ▀ ▀ ▀	4PK938 CT510 CT991 CT510K1 CT991K2	ALT CA, MTR-CODE: 4G32T/C, 07/1987⇨ BS, MTR-CODE: 4G32T/C CA, MTR-CODE: 4G32T/C, 07/1987⇨ BS, MTR-CODE: 4G32T/C
1.8 GL Diesel	02/84-09/86	4D65	43-44	1796	∞ ▀ ▀ ▀ ▀	AVX13X1000 CT545 CT991 CT545K1 CT991K1	ALT CA BS CA BS

COLT III (C5_A)

1.3 12V	04/88-05/92	4G13 (12V)	55	1299	∞ ∞ ▀ ▀	AVX13X625 4PK875 CT738 CT738K1	PS ALT CA, 06/1990⇨ CA, 06/1990⇨
1.3, 1.3 GL	04/88-05/92	4G13 (8V)	44-51	1299	∞ ∞ ▀ ▀ ▀ ▀	AVX13X625 4PK875 CT715 CT738 CT715K1	PS ALT CA, ⇨05/1990 CA, 06/1990⇨ CA
1.5 KAT	07/90-05/92	4G15 (12V)	66	1468	∞ ∞	AVX13X625 4PK875	PS ALT



MITSUBISHI



MITSUBISHI						
COLT III (C5_A)						
↔					CT738 CT738K1	CA CA
1.5 GLXi	04/88-05/92	4G15	62	1468	AVX13X625 4PK875 CT715 CT738 CT715K1 CT738K1	PS ALT CA, ⇨05/1990 CA, 06/1990⇨ CA, ⇨05/1990 CA, 06/1990⇨
1.6 GTi 16V	04/88-05/90	4G61	91	1596	4PK975 CT826	ALT CA
1.8 Diesel GLX	04/88-05/92	4D65	44	1796	AVX13X1000 CT545 CT991 CT545K1 CT991K1	ALT CA BS CA BS
1.8 GTi 16V KAT	06/90-05/92	4G67	100	1836	4PK775 4PK985 5PK1125 5PK950 5PK950 CT1000 CT1109 CT1000K1 CT1109K1	ALT, 01/1992⇨ ALT, ⇨12/1991 AC, 01/1992⇨ ALT, 01/1992⇨ PS, 01/1992⇨, (-AC) CA, ⇨01/1992 BS CA BS
COLT IV (CA_A)						
1.3 GLi 12V	04/92-04/96	4G13 (12V)	55	1299	AVX13X600 AVX13X800 4PK595 4PK875 CT738 CT738K1	PS, ⇨11/1993 AC PS, 12/1993⇨ ALT CA CA
1.6, 1.6 GLXi 16V	04/92-04/96	4G92	66-83	1597	4PK780 5PK1110 5PK1125 5PK880 5PK950 CT841 CT841K1	ALT AC, (PS), ⇨11/1993 AC, (PS), 12/1993⇨ AC, (-PS), 12/1993⇨ PS, (-AC) CA CA
1.8 GTi 16V	04/92-04/96	4G93	103	1834	4PK760 5PK1110 5PK1125 5PK847 5PK880 5PK950 CT812	ALT AC, (PS), ⇨11/1993 AC, (PS), 12/1993⇨ AC, (-PS), ⇨11/1993 AC, (-PS), 12/1993⇨ PS, (-AC) CA
COLT V (CJ_A)						
1300	09/00-09/03	4G13 (16V)	60	1299	5PK1060 5PK865 5PK955 CT1008 CT1008K1	PS, 08/2001⇨, ⇨05/2004, (AC) ALT, 08/2001⇨, ⇨05/2004 PS, 08/2001⇨, ⇨05/2004, (-AC) CA, 08/2001⇨, ⇨05/2004 CA, 08/2001⇨, ⇨05/2004
1300 GL, GLX	05/96-09/00	4G13 (12V)	55	1299	5PK1070 5PK865 5PK955 CT1008 CT910 CT1008K1	PS, AC ALT PS CA, 06/2000⇨ CA, ⇨05/2000 CA, 06/2000⇨
1500	11/95-09/03	4G15 (16V)	69	1468	5PK1060 5PK1070 5PK865 5PK869	PS, 06/1999⇨ PS, ⇨05/1999, OE-NO MD339525 ALT, 04/1996⇨ ALT, ⇨03/1996





ContiTech



MITSUBISHI

MITSUBISHI

COLT V (CJ_A)

						5PK950	PS, (AC)
						CT910	CA
1600, 1600 GLX	09/00-09/03	4G92	66-76	1597		4PK775	ALT
						5PK1090	PS, (AC)
						5PK1300	PS, (AC), OE-NO MD331884, MD373622
						5PK1330	PS, (AC), OE-NO MD317245
						CT1053	CA
						CT1053K1	CA

COLT VI (Z_)

1.1	10/04-	3A91	55	1124		5PK1219	ALT, (AC)
						5PK920	ALT, (AC)
1.3	06/04-	4A90	70	1332		5PK1219	ALT, (AC)
						5PK920	ALT, (AC)
1.5	06/04-	4A91	80	1499		5PK1219	ALT, AC
						5PK920	ALT, (AC)
1.5 CZT	03/05-	4G15T	110	1468		4PK790	AC, 09/2008↔
						4PK805	AC, ↔09/2008
						5PK906	ALT
1.5 Di-D	08/04-	OM639, OM639.939	50-70	1493		5PK1788	ALT
						AP9014	ALT, (Valeo), OE-NO MN960266, FOR ALT: 115A

COLT VII (CZ_)

1.1	09/08-	3A91	55	1124		5PK1219	ALT, (AC)
						5PK920	ALT, (AC)
1.3	09/08-	4A90	70	1332		5PK1219	ALT, (AC)
						5PK920	ALT, (AC)
1.5 Rallart	09/08-	4G15T	110	1468		4PK790	AC
						5PK906	ALT

CORDIA (A21_A, AB)

1.6 GSL, 1.6 Turbo	10/82-12/86	4G32, 4G32T	55-85	1597		AVX10X935	ALT
						AVX13X950	ALT, (PS)
						CT510	CA, ↔06/1983
						CT511	CA, 06/1983↔
						CT991	BS
						CT510K1	CA, ↔06/1983
						CT991K2	BS
1.8 GSL	10/86-12/86	4G37	66	1755		4PK938	ALT
						CT687	CA, ↔12/1986
						CT991	BS
						CT991K2	BS
1.8 Turbo ECI	10/84-12/86	4G62T	100	1795		4PK975	ALT
						CT511	CA
						CT991	BS
						CT511K2	CA
						CT991K1	BS

ECLIPSE Cabriolet (D5_)

2.4	05/99-03/05		110	2350		CT1109	BS
						CT836	CA
						CT1109K1	BS
						CT836K1	CA

ECLIPSE I (D2_A)

2.0 i 16V, 2.0 i 16V 4WD	04/91-11/95	4G63 (DOHC16V)	110	1997		4PK925	AC
						4PK985	ALT
						CT1000	CA
						CT1109	BS
						CT1000K1	CA
						CT1109K1	BS

ECLIPSE II (D3_)

2000 GS 16V	12/95-04/99	4G63 (DOHC16V)	107	1997		4PK698	PS
						4PK938	AC
						4PK990	ALT
						CT1000	CA
						CT1109	BS





MITSUBISHI						
ECLIPSE II (D3_)						
↔						CT1109K2 BS
2000 GT 16V	12/95-04/99		157	1997		4PK698 PS
						4PK938 AC
						4PK975 ALT
						CT1000 CA
						CT1109 BS
						CT1109K2 BS
GALANT II (A16_, A16_V)						
1.6 GLX	09/80-05/84	4G32	55	1597		AVX10X813 ALT, ⇨03/1982
						AVX10X935 ALT, 04/1982⇨
						4PK938 ALT, 01/1984⇨
						CT511 CA, 04/1982⇨
						CT664 BS, ⇨03/1982
						CT687 CA, ⇨03/1982
						CT991 BS, 04/1982⇨
						CT991K2 BS, 04/1982⇨
2.0 GLS, 2.0 GLX	09/80-05/84	4G63 (SOHC8V)	75	1997		AVX10X960 ALT
						AVX10X975 ENGINE: TURBO
						AVX13X1025 PS, ⇨06/1983
						AVX13X975 PS, 07/1983⇨
						CT511 CA, 08/1981⇨
						CT664 BS, ⇨07/1981
						CT687 CA, ⇨07/1981
						CT991 BS, 08/1981⇨
2.0 Turbo ECI	05/82-05/84	4G63T (ECI)	125	1997		AVX10X960 ALT
						AVX10X975 ALT, ENGINE: TURBO
						AVX13X1025 PS, ⇨06/1983
						AVX13X975 PS, 07/1983⇨
						CT511 CA
						CT991 BS
						CT511K2 CA
						CT991K1 BS
2.3 Turbo-D	09/80-05/84	4D55T	62	2347		17X1030Li ALT
						AVX13X785 PS
						CT517 CA
						CT714 BS
GALANT III (E1_A)						
1.6 GLX	06/84-04/90	4G32	55	1597		4PK938 ALT
						CT511 CA
						CT991 BS
						CT511K1 CA
						CT991K2 BS
1.8 Turbo-D	06/84-04/90	4D65T	60	1795		AVX13X1000 ALT
						AVX13X1025 ALT, (AUTOM)
						CT545 CA
						CT991 BS
						CT545K1 CA
						CT991K1 BS
2.0 GLS, 2.0 Turbo ECI	06/84-04/90	G63B, 4G63 (SOHC8V), 4G63T (SOHC8V)	66-110	1997		AVX13X925 AC
						4PK975 ALT
						CT511 CA
						CT991 BS
						CT511K2 CA
						CT991K1 BS
2.4 GLS	07/85-04/90	G64B	82	2351		4PK975 ALT
						CT801 CA
						CT991 BS
						CT801K1 CA
						CT991K1 BS
GALANT IV (E3_A)						
1.8	11/87-10/92	4G37	63-66	1755		AVX13X625 PS





ContiTech



MITSUBISHI

MITSUBISHI

GALANT IV (E3_A)



					AVX13X875 AVX13X900 4PK938 CT511 CT991 CT511K1 CT991K2	AC, OE-NO MB167064 AC, OE-NO MB167065 ALT CA BS CA BS
1.8 Turbo-D	12/87-10/92	4D65T	55	1796	AVX13X1000 AVX13X1025 CT545 CT991 CT545K1 CT991K1	ALT ALT, (AUTOM) CA BS CA BS
2.0, 2.0 4WD	11/87-10/92	4G63 (SOHC8V)	80	1997	AVX13X675 4PK925 4PK985 CT1000 CT1109 CT802 CT991 CT1000K1 CT1109K1 CT991K1	PS AC ALT CA, ENGINE: DOHC BS, 05/1992 → CA, ENGINE: SOHC BS, →04/1992 CA, ENGINE: DOHC BS, 05/1992 → BS, →04/1992
2.0 GTI 16V, 2.0 GTI 16V 4x4, 2.0 GTI 16V 4WD, 2.0 GTI 16V 4WD KAT	11/87-12/92	4G63 (DOHC16V)	106-110	1997	AVX13X675 4PK925 4PK985 CT1000 CT1109 CT802 CT991 CT1000K1 CT1109K1	PS AC ALT CA, ENGINE: DOHC BS, 05/1992 → CA, ENGINE: SOHC BS, →04/1992 CA, ENGINE: DOHC BS, 05/1992 →

GALANT V (E5_A, E7_A, E8_A)

1.8, 1.8 GLSI	11/92-08/96	4G93, 4G93 (GDI)	85-93	1834	4PK780 5PK1110 5PK950 CT821 CT821K1	ALT AC PS, (-AC) CA CA
2.0 GLSI, 2.0 GLSI 4WD	11/92-08/96	4G63 (SOHC8V)	101	1997	4PK698 4PK950 4PK985 CT1109 CT839 CT1109K1 CT839K1	PS AC ALT BS CA BS CA
2.0 GLSTD	11/92-08/96	4D68T	66	1998	AVX13X1025 4PK635 CT1109 CT842 CT1109K1 CT842K1	ALT PS BS CA BS CA
2.0 V6-24	11/92-08/96	6A12	110	1999	4PK950 5PK1060 5PK925 CT930	ALT AC PS CA
2.5, 2.5 V6-24 4WD	11/92-09/96	6G73	125	2497	4PK925 6PK1070 6PK1153 CT822	PS ALT, (-AC) ALT, (AC) CA

GALANT VI (EA_)

2.0	09/00-10/04	4G63 (SOHC16V)	98-100	1997	4PK938	ALT
-----	-------------	----------------	--------	------	--------	-----





ContiTech



MITSUBISHI

GALANT VI (EA_)



					5PK1070 5PK1090 5PK1330 5PK1370 CT1016 CT1109 CT1016K1 CT1109K2	PS, (-AC), 02/1998⇒ PS, (-AC), ⇒02/1998 PS, (AC), 02/1998⇒ PS, (AC), ⇒02/1998 CA BS CA BS
2.0 TDI	09/96-10/04	4D68T, 4D68 (SOHC)	66	1998	AVX13X1025 4PK890 5PK940 CT1109 CT842 CT1109K1	ALT PS AC BS CA BS, MTR-CODE: 4D68T
2.4 GDI	02/99-10/04	4G64 (GDI)	106-110	2351	5PK1070 5PK1330 5PK940 CT1071 CT1109 CT1071K1 CT1109K2	PS, (-AC) PS, (AC) ALT MTR-CODE: 4G64, CA MTR-CODE: 4G64, BS MTR-CODE: 4G64, CA MTR-CODE: 4G64, BS
2.5 V6 24V	09/96-10/04	6A13	118-120	2498	4PK950 6PK1060 6PK962 CT1128 CT1128K1	ALT, ⇒05/2003 PS, (AC), ⇒05/2003 PS, (-AC), ⇒05/2003 CA, ⇒05/2003 CA, ⇒05/2003

GALLOPER (JK-01)

2.5 TD	09/98-12/03	D4BF	65	2476	2XAVX10X1100 AVX13X785 CT1107 CT921	ALT PS MTR-CODE: D4BH, BS CA, MTR-CODE: D4BH
2.5 TD intercooler	09/98-12/03	D4BH	73	2476	2XAVX10X1100 AVX13X785 AVX13X925 CT1107 CT921 CT1107K1 CT921K2	ALT PS AC MTR-CODE: D4BH, BS CA, MTR-CODE: D4BH BS CA
3.0 V6	09/98-12/03	G6AT	104	2972	AVX13X800 AVX13X925 5PK1345 CT805 CT805K1	PS AC ALT CA, ⇒08/2001 CA

GRANDIS

2.0 Di-D	09/05-	BSY, BWC	100-103	1968	6PK1715 AP9001 CT1051 CT1051K1	ALT ALT, (Bosch), FOR ALT: 140A, OE-NO 06F903023F, ALT-No: 0 124 525 091 CA CA
2.4	04/04-	4G69	121	2378	6PK1870 6PK1880 CT1109 CT1109K2	ALT, ⇒05/2005 ALT, 05/2005⇒ BS BS

L 200 (K_T)

2.0	06/96-12/07	4G63 (SOHC8V)	90	1997	4PK1054 4PK990 CT1109 CT839 CT1109K1 CT839K1	PS ALT BS CA BS, MTR-CODE: 4G63,G63B CA, MTR-CODE: 4G63,G63B
2.0 4WD	11/86-08/96	4G63 (SOHC8V)	75	1997	AVX10X960	ALT, ⇒01/1989





ContiTech



MITSUBISHI

MITSUBISHI

L 200 (K_T)



					∞ AVX10X975 ∞ AVX13X950 ∞ AVX13X975	ALT, 02/1989⇔ AC PS
2.4 4WD	06/96-12/07	4G64 (SOHC16V)	97	2351	∞ 4PK1054 ∞ 4PK938 ∞ 4PK990 ▲ CT1109 ▲ CT836 ▲ CT1109K2 ▲ CT836K1	PS AC ALT BS CA BS CA, MTR-CODE: 4G64
2.5 D	11/86-08/96	4D56 (8V)	51	2476	∞ 17X1030Li ∞ AVX13X785 ▲ CT1107 ▲ CT517 ▲ CT714 ▲ CT921 ▲ CT1107K1 ▲ CT517K1 ▲ CT714K1 ▲ CT921K2	ALT PS BS, 06/1993⇔ CA, ⇔05/1993 BS, ⇔05/1993 CA, 06/1993⇔ BS, 06/1993⇔ CA, ⇔05/1993 BS, ⇔05/1993 CA, 06/1993⇔
	06/96-12/07	4D56 (8V)	55	2477	∞ AVX10X1075 ∞ AVX13X875 ∞ 4PK1125 ▲ CT1107 ▲ CT921 ▲ CT1107K1 ▲ CT921K2	ALT, 2X AC ALT BS CA BS CA
2.5 D 4WD	12/87-05/93	4D56 (8V)	51	2476	∞ 17X1030Li ∞ AVX13X785 ▲ CT517 ▲ CT714 ▲ CT517K1 ▲ CT714K1	ALT PS CA BS CA BS
2.5 TD 4WD	08/01-12/07	4D56T	85-98	2477	∞ 2XAVX10X1075 ∞ AVX13X875 ∞ 4PK1125 ▲ CT1107 ▲ CT921 ▲ CT1107K1 ▲ CT921K2	ALT AC PS BS CA BS CA
	11/92-08/96	4D56T	64	2477	∞ 17X1030Li ∞ AVX13X785 ▲ CT1107 ▲ CT517 ▲ CT714 ▲ CT921 ▲ CT517K1 ▲ CT714K1	ALT PS BS, 06/1993⇔ CA, ⇔05/1993 BS, ⇔05/1993 CA, 06/1993⇔ CA, ⇔05/1993 BS, ⇔05/1993
	06/96-12/07	4D56TD	73	2477	∞ AVX10X1075 ∞ 4PK1125 ▲ CT1107 ▲ CT921 ▲ CT1107K1 ▲ CT921K2	ALT, 2X PS BS CA BS CA
L 200 (KB_T, KA_T) 2.5 Di-D, 2.5 Di-D 4WD	11/05-	4D56HP	123-131	2477	∞ AVX13X900 ∞ 6PK1495 ▲ CT1107 ▲ CT1152	AC ALT, (PS) BS CA
L 300 (LO3_P/G, LO_2P, LO3_P) 1.6	05/80-04/94	4G32	48-51	1597	∞ AVX10X935	ALT





<h2 style="margin: 0;">MITSUBISHI</h2> <p style="margin: 0;">L 300 (LO3_P/G, LO_2P, LO3_P)</p>					
					<ul style="list-style-type: none"> AVX13X975 PS CT510 CA, 11/1986⇒ CT991 BS CT510K1 CA, 11/1986⇒ CT991K2 BS
1.8 4WD	08/84-02/87	4G62	60	1795	<ul style="list-style-type: none"> AVX10X960 ALT AVX13X975 PS CT511 CA CT991 BS CT511K2 CA CT991K1 BS
2.0 4WD	11/86-02/87	4G63 (SOHC8V)	65	1997	<ul style="list-style-type: none"> AVX10X960 ALT AVX13X975 PS CT511 CA CT991 BS CT511K2 CA CT991K1 BS
2.3 D	04/83-10/86	4D55	50	2347	<ul style="list-style-type: none"> 17X1030Li ALT AVX13X750 PS CT517 CA CT714 BS CT517K1 CA CT714K1 BS
2.5 D	11/86-04/94	4D56 (8V)	51	2477	<ul style="list-style-type: none"> AVX13X785 PS AVX13X950 AC CT1107 BS, 06/1993⇒ CT517 CA, ⇒05/1993 CT714 BS, ⇒05/1993 CT921 CA, 06/1993⇒ CT1107K1 BS, 06/1993⇒ CT517K1 CA, ⇒05/1993 CT714K1 BS, ⇒05/1993 CT921K2 CA, 06/1993⇒
<p>L 300 (P0_W, P1_W, P2_W, P1_T)</p>					
1.6	11/86-	4G32	51	1598	<ul style="list-style-type: none"> AVX10X935 ALT AVX13X975 PS CT510 CA CT991 BS CT510K1 CA CT991K2 BS
2.0	07/94-04/00	4G63 (DOHC16V)	85	1997	<ul style="list-style-type: none"> 4PK1054 PS 4PK985 ALT 4PK985 AC CT1109 BS CT839 CA CT1109K1 BS CT839K1 CA
	06/94-05/02	4G63 (SOHC8V)	82	1997	<ul style="list-style-type: none"> AVX13X950 AC 4PK1062 PS 4PK985 ALT CT1109 BS CT839 CA CT1109K1 BS
2.0, 2.0 4WD	11/86-	G63B, 4G63 (SOHC8V)	64-66	1997	<ul style="list-style-type: none"> AVX13X1000 ALT AVX13X975 PS CT1109 BS, 05/1992⇒ CT511 CA, ⇒04/1992 CT911 CA, 05/1992⇒ CT991 BS, ⇒04/1992 CT1109K1 BS, 05/1992⇒

MITSUBISHI



ContiTech



MITSUBISHI

L 300 (P0_W, P1_W, P2_W, P1_T)



					CT511K2 CA, ⇨04/1992 CT911K1 CA, 05/1992⇨ CT991K1 BS, ⇨04/1987 CT991K3 BS, 05/1987⇨, ⇨04/1992
2.0 i	07/96-	4G63 (DOHC16V)	83	1997	AVX13X1000 ALT, ⇨10/1998 AVX13X950 AC, ⇨10/1998 AVX13X975 PS, ⇨10/1998 4PK1045 PS, 10/1998⇨ 4PK985 ALT, 10/1998⇨ 4PK985 AC, 10/1998⇨ 4PK985 2x CT1109 BS CT839 CA CT1109K1 BS, MTR-CODE: 4G63,G63B CT839K1 CA, MTR-CODE: 4G63,G63B
2.4 4WD	11/86-08/97	4G64 (8V), G64B	82	2351	AVX13X1000 ALT AVX13X975 PS CT1109 BS, 05/1992⇨ CT801 CA, ⇨04/1992 CT825 CA, 05/1992⇨ CT991 BS, ⇨04/1992 CT1109K1 BS, 05/1992⇨ CT801K1 CA, ⇨04/1992
	11/86-12/90	G64B	80	2351	AVX13X1000 ALT AVX13X975 PS CT801 CA, ⇨04/1992 CT991 BS, ⇨04/1992 CT801K1 CA CT991K1 BS, ⇨04/1987 CT991K3 BS, 05/1987⇨
2.4, 2.4 4WD	11/90-	4G64 (12V)	82	2351	AVX13X1000 ALT AVX13X975 PS CT1109 BS, 05/1992⇨ CT801 CA, ⇨04/1992 CT825 CA, 05/1992⇨ CT991 BS, ⇨04/1992 CT1109K1 BS, 05/1992⇨ CT801K1 CA, ⇨04/1992 CT991K3 BS, ⇨04/1992
2.5 D	11/86-	4D56 (8V)	51	2477	AVX13X750 PS AVX13X925 AIRC CT1107 BS, 06/1993⇨ CT517 CA, ⇨05/1993 CT714 BS, ⇨05/1993 CT921 CA, 06/1993⇨ CT1107K1 BS, 06/1993⇨ CT517K1 CA, ⇨05/1993 CT714K1 BS, ⇨05/1993 CT921K2 CA, 06/1993⇨
2.5 TD	11/94-04/00	4D56T	64	2477	2XAVX10X1100 ALT 4PK1125 PS CT1107 BS CT921 CA CT1107K1 BS CT921K2 CA
2.5 TD 4WD	11/88-	4D56T	64	2477	AVX13X750 PS AVX13X925 AIRC CT1107 BS, 06/1993⇨ CT517 CA, ⇨05/1993 CT714 BS, ⇨05/1993 CT921 CA, 06/1993⇨





MITSUBISHI						
L 300 (P0_W, P1_W, P2_W, P1_T)						
					CT517K1 CT714K1	CA, ⇨05/1993 BS, ⇨05/1993
L 400 (PAOV)						
2.0 16V	05/95-05/00	4G63 (DOHC16V)	85	1997	4PK1045 4PK938 4PK990 CT1109 CT839 CT1109K1 CT839K1	PS AC ALT BS CA BS CA
2.4 i 4WD	05/95-05/00	4G64 (SOHC16V)	97	2351	4PK1045 4PK938 4PK990 CT1109 CT836 CT1109K1 CT836K1	PS AC ALT BS CA BS CA
2.5 TD, 2.5 TD 4WD	05/95-05/00	4D56TD	73	2477	2XAVX10X1100 AVX13X900 4PK1080 CT1107 CT921	ALT AC PS BS CA
2500 TD	05/95-06/05	4D56T	64	2477	2XAVX10X1100 AVX13X900 4PK1080 CT1107 CT921	ALT AC PS BS CA
LANCER (CS_W)						
1.6	09/03-10/08	4G18	72	1584	5PK1060 5PK906 CT1008 CT1008K1	PS, ⇨03/2007 ALT, ⇨03/2007 CA, ⇨03/2007 CA, ⇨03/2007
2.0	09/03-12/07	4G63 (DOHC16V)	99	1997	6PK1830 CT1000 CT1109 CT1109K2	ALT CA BS BS
LANCER / LANCER SPORTBACK (CY/Z_A, CS_A, CX_A)						
1.3	09/03-	4G13 (16V)	60	1299	5PK1060 5PK906 CT1008	PS, ⇨08/2005 ALT, ⇨08/2005 CA
1.5	06/08-	4A91	80	1499	5PK1190	ALT, (AC)
1.6	09/03-	4G18	72	1584	5PK1060 5PK906 CT1008 CT1008K1	PS, ⇨03/2007 ALT, ⇨03/2007 CA, ⇨03/2007 CA, ⇨03/2007
1.8	02/08-	4B10	103-105	1798	6PK2563	ALT
2.0	12/03-	4G63 (DOHC16V)	99	1997	6PK1830 CT1000 CT1109 CT1109K2	ALT CA BS BS
2.0 16V EVO IX, 2.0 16V EVO VIII	03/04-	4G63Turbo	195-206	1997	6PK1795 CT1000 CT1109 CT1109K2	ALT CA BS BS
2.0 Di-D	01/08-	BKD, BWC	103	1968	6PK1715 AP9001 CT1051 CT1051K1	ALT, (AC) ALT, (Bosch), FOR ALT: 140A, OE-NO 06F903023F, ALT-No: 0 124 525 091 CA CA
2.0 i Ralliart 4WD	10/08-	4B11T/C	177	1998	6PK2563	ALT





ContiTech



MITSUBISHI

MITSUBISHI

LANCER F II (A17_)

↔ 1.2 GLX	03/83-01/84	4G11	40	1244	∞ ▲▲▲ ▲▲▲	AVX10X865 CT665 CT665K1	ALT CA CA
1.4 GLX	03/83-01/84	4G12	51	1410	∞ ▲▲▲ ▲▲▲	AVX10X865 CT665 CT665K1	ALT CA CA
1.4 Turbo	03/83-01/84	4G12T	77	1410	∞ ▲▲▲	AVX10X865 CT665	ALT CA

LANCER I (A17_)

1.2	01/80-12/81	4G11	40	1244	∞ ▲▲▲ ▲▲▲	AVX10X865 CT631 CT665K1	ALT CA CA
1.4 GLX	09/79-02/83	4G12	50	1410	∞ ▲▲▲ ▲▲▲	AVX10X865 CT631 CT665K1	ALT CA CA
1.6	01/81-02/83	4G32GS	62	1597	∞ ▲▲▲ ▲▲▲ ▲▲▲	AVX10X935 CT687 CT991 CT991K2	ALT CA BS BS
2.0 Turbo ECI	03/81-02/83	4G32T (ECI)	125	1997	∞ ▲▲▲ ▲▲▲ ▲▲▲ ▲▲▲	AVX10X960 CT511 CT991 CT511K2 CT991K1	ALT CA BS CA BS

LANCER III (C1_A, C6_A, C1_V, C3_V)

1.2	08/86-04/88	4G16	44	1198	∞ ▲▲▲ ▲▲▲ ▲▲▲ ▲▲▲	4PK875 CT665 CT715 CT665K1 CT715K1	ALT CA, ⇨05/1987 CA, 06/1987⇨ CA, ⇨05/1987 CA, 06/1987⇨
1.2 GL	01/84-10/86	4G16	40	1198	∞ ▲▲▲ ▲▲▲	4PK866 CT665 CT665K1	ALT CA CA
1.5	09/88-12/90	4G15	61	1468	∞ ∞ ▲▲▲ ▲▲▲ ▲▲▲	AVX13X625 4PK875 CT715 CT738 CT715K1	PS ALT CA, ⇨05/1990 CA, 06/1990⇨ CA
1.5 12V	09/90-12/91	4G15 (12V)	66	1468	∞ ∞ ▲▲▲ ▲▲▲	AVX13X625 4PK875 CT738 CT738K1	PS ALT CA CA
1.5, 1.5 GLX	11/83-08/89	G15B, 4G15	51-55	1468	∞ ∞ ▲▲▲ ▲▲▲ ▲▲▲	AVX13X625 4PK875 CT665 CT715 CT665K1 CT715K1	PS ALT CA, ⇨05/1987 CA, 06/1987⇨ CA, ⇨05/1987 CA, 06/1987⇨
1.8 4WD	01/87-06/92	4G37, G37B	61-69	1755	∞ ▲▲▲ ▲▲▲	4PK938 CT510 CT510K1	ALT CA CA
1.8 D, 1.8 Diesel	01/84-06/92	4D65	43-44	1796	∞ ∞ ∞ ▲▲▲ ▲▲▲ ▲▲▲ ▲▲▲	AVX13X1000 AVX13X625 AVX13X675 CT545 CT991 CT545K1 CT991K1	ALT PS, 10/1986⇨ PS, ⇨09/1986 CA BS CA BS

LANCER IV (C6_A, C7_A)

1.3	08/88-05/92	G13B	51	1299	∞ ▲▲▲	4PK875 CT715	ALT CA
-----	-------------	------	----	------	----------	-------------------------------	-----------





ContiTech



MITSUBISHI

LANCER IV (C6_A, C7_A)

↔	1.3, 1.3 12V	04/88-05/94	4G13 (8V), 4G13 (12V)	44-55	1299	CT715K1 CA, ⇨05/1990 ∞ AVX13X625 ∞ 4PK875 PS ∞ CT715 ALT ∞ CT738 CA, ⇨05/1990 ∞ CT715K1 CA, ⇨05/1990 ∞ CT738K1 CA, 06/1990⇨
	1.5, 1.5 12V	04/88-05/92	4G15, 4G15 (12V)	62-66	1468	∞ AVX13X625 PS ∞ 4PK875 ALT ∞ CT715 CA, ⇨05/1990 ∞ CT738 CA, 06/1990⇨ ∞ CT715K1 CA, ⇨05/1990 ∞ CT738K1 CA, 06/1990⇨
	1.6 16V	06/92-05/94	4G92	83	1597	∞ 4PK780 ALT ∞ 5PK1125 AC ∞ 5PK950 PS, (-AC) ∞ CT841 CA ∞ CT841K1 CA
	1.8 4WD	09/89-06/92	4G37	71	1755	∞ 4PK938 ALT ∞ CT510 CA ∞ CT510K1 CA
	1.8 D, 1.8 GLX Diesel	04/88-05/92	4D65	44	1796	∞ AVX13X1000 ALT ∞ AVX13X650 PS ∞ CT545 CA ∞ CT991 BS ∞ CT545K1 CA ∞ CT991K1 BS
	1.8 GTi 16V	06/92-12/93	4G93	103	1834	∞ 4PK760 ALT ∞ 5PK1110 PS, AC, ⇨11/1993 ∞ 5PK1125 PS, AC, 12/1993⇨ ∞ 5PK847 AC, ⇨11/1993 ∞ 5PK875 AC, 12/1993⇨ ∞ 5PK950 PS, (-AC) ∞ CT812 CA
		11/89-05/92	4G67	100	1836	∞ AVX13X675 PS ∞ 4PK985 ALT ∞ CT1000 CA ∞ CT1109 BS ∞ CT1000K1 CA ∞ CT1109K1 BS

LANCER V (CB/D_A, CB_W, CD_W)

	1.3	06/92-12/96	4G13 (12V)	55	1299	∞ AVX13X600 PS, ⇨11/1993 ∞ AVX13X800 AC ∞ 4PK595 PS, 12/1993⇨ ∞ 4PK875 ALT ∞ CT738 CA ∞ CT738K1 CA
	1.6, 1.6 16V, 1.6 16V 4WD	06/92-12/96	4G92	66-83	1597	∞ 4PK780 ALT ∞ 5PK1125 AC, (PS) ∞ 5PK1300 PS, (AC) ∞ 5PK880 AC, (-PS) ∞ 5PK950 PS, (-AC) ∞ CT841 CA ∞ CT841K1 CA
	1.8 16V, 1.8 4WD, 1.8 i	06/92-10/03	4G93	88-103	1834	∞ 4PK760 ALT ∞ 5PK1110 PS, AC ∞ 5PK847 AC, (-PS) ∞ 5PK950 PS, (-AC) ∞ CT812 CA
	2.0 D, 2.0 D 4WD, 2.0	12/92-10/03	4D68, 4D68T	50-65	1998	∞ AVX13X1025 ALT





ContiTech



MITSUBISHI

LANCER V (CB/D_A, CB_W, CD_W)

					AVX13X950 4PK635 CT1109 CT842 CT1109K1 CT842K1	AC PS BS CA BS CA
2.0 EVO III	08/95-07/96	4G63Turbo	198	1997	6PK1432 6PK1775 CT1000 CT1109 CT1109K1	ALT, (AC) ALT, (AC) CA BS BS

LANCER VI (CJ-CP)

1.3 12V	12/95-08/03	4G13 (12V)	55	1299	5PK1060 5PK1070 5PK865 5PK950 5PK962 CT910	AC, 06/1999⇒, ⇒05/2001 AC, ⇒05/1999 ALT, ⇒05/2001 PS, (-AC), ⇒06/1996 PS, (-AC), 07/1996⇒, ⇒05/2001 CA
1.5 16V	12/95-08/03	4G15 (16V)	69	1468	5PK1060 5PK1070 5PK865 5PK950 5PK955 CT910	PS, (AC), ⇒05/1996 PS, (AC), 06/1996⇒ ALT PS, (-AC), ⇒05/1996 PS, (-AC), 06/1996⇒ CA
1.6 16V	12/95-08/03	4G92	66	1597	4PK775 5PK1090 5PK1330 CT1053 CT1053K1	ALT PS, (-AC) PS, (AC) CA CA
2.0 16V EVO	08/96-08/03	4G63Turbo	206	1997	6PK1432 6PK1775 CT1000 CT1109 CT1109K2	ALT, (AC) ALT, (AC) CA BS BS

OUTLANDER I (CU_W)

2.0, 2.0 4WD, 2.0 Turbo 4WD	05/03-10/06	4G63 (DOHC16V), 4G63T (DOHC16V)	93-177	1997	6PK1830 CT1000 CT1109	ALT CA BS
2.4 4WD	05/03-10/06	4G69	118-119	2378	6PK1880 CT1109 CT1109K2	ALT, (AC), ⇒10/2006 BS BS

OUTLANDER II (CW_W)

2.0	11/06-	4B11	108	1998	6PK2563	ALT
2.0 DI-D	02/07-	BSY	103	1968	6PK1715 AP9001 CT1051 CT1051K1	ALT, (Bosch), FOR ALT: 140A, OE-NO 06F903023F, ALT-No: 0 124 525 091 CA CA
2.2 DI-D 4WD	08/07-	4HN, 4HK	115	2179	6PK1743	ALT, (AC)
2.4, 2.4 Mivec 4WD	11/06-	4B12	125	2359	6PK2563	ALT
3.0 4WD	11/06-	6B31	162	2998	4PK985 6PK1185 6PK1205	PS, ⇒06/2008 ALT, (AC), ⇒09/2007 ALT, (AC), 10/2007⇒

PAJERO CLASSIC (V2_W)

2.5 TD	07/02-	4D56T	85	2477	AVX13X975 6PK1370 CT1107 CT921 CT1107K1 CT921K2	AC ALT, PS BS CA BS CA
--------	--------	-------	----	------	--	---------------------------------------





MITSUBISHI

MITSUBISHI						
PAJERO I (L04_G, L14_G)						
↔ 2.3 TD	12/82-04/86	4D55T	62	2347	17X1030Li AVX13X785 CT517 CT714 CT517K1 CT714K1	ALT PS CA BS CA BS
2.5 TD	05/86-12/91	4D56T	62-70	2477	AVX13X1150 AVX13X785 CT517 CT714 CT517K1 CT714K1	PS PS CA BS CA BS
2.6	01/83-11/90	4G54	76	2555	AVX10X935 AVX13X750 AVX13X950	ALT PS ALT, (CAT)
3.0 V6	11/88-11/90	6G72 (SOHC12V)	104	2972	AVX13X800 AVX13X925 5PK1345 CT805 CT805K1	PS AC ALT CA CA
PAJERO II (V3_W, V2_W, V4_W)						
1.8 GDI	06/98-04/00	4G93 (GDI)	96	1834	4PK780 5PK1080 CT941 CT941K1	ALT PS, (-AC) CA CA
2.4	04/91-04/00	4G64 (12V)	82	2351	AVX13X1000 CT1109 CT801 CT825 CT991 CT1109K1 CT801K1 CT991K3	ALT BS, 05/1992⇨ CA, ⇨04/1992 CA, 05/1992⇨ BS, ⇨04/1992 BS, 05/1992⇨ CA, ⇨04/1992 BS, ⇨04/1992
2.5 TD 4WD	12/90-04/00	4D56TD	73	2477	17X1030Li AVX10X1075 AVX10X1090 AVX13X1150 AVX13X785 AVX13X925 4PK1125 CT1107 CT517 CT714 CT921 CT1107K1 CT517K1 CT714K1 CT921K1	ALT ALT ALT PS, 01/1992⇨, ⇨10/1993 PS, ⇨12/1991 AC PS, 11/1993⇨ BS, 11/1993⇨ CA, ⇨10/1993 BS, ⇨10/1993 CA, 11/1993⇨ BS, 11/1993⇨ CA, ⇨10/1993 BS, ⇨10/1993 CA, 11/1993⇨
2.5 TDIC	03/91-08/99	4D56T	73	2477	17X1030Li AVX10X1075 AVX13X1150 AVX13X925 4PK1125 CT1107 CT517 CT714 CT921 CT1107K1 CT517K1 CT714K1 CT921K2	ALT, ⇨10/1993 ALT, 11/1993⇨, 2x PS, ⇨10/1993 AC PS, 11/1993⇨ BS, 11/1993⇨ CA, OE-NO MD134377, ⇨10/1993 BS, ⇨10/1993 CA, OE-NO MD300470, 11/1993⇨ BS, 11/1993⇨ CA, ⇨10/1993 BS, ⇨10/1993 CA, 11/1993⇨





ContiTech



MITSUBISHI

PAJERO II (V3_W, V2_W, V4_W)

↔ 2.8 TD	06/94-10/99	4M40-T	92	2835	∞ ∞	AVX10X975 AVX13X950	ALT AC
3.0 V6 24V	06/94-04/00	6G72 (SOHC24V)	130- 133	2972	∞ ∞ ∞ ∞ ▲	AVX13X925 4PK950 5PK1125 CT1080	AC PS ALT CA
3.0 V6, 3.0 V6 4WD	12/90-12/95	6G72 (SOHC12V)	110	2972	∞ ∞ ∞ ∞ ∞ ▲ ▲ ▲	AVX13X800 AVX13X925 4PK950 5PK1130 5PK1345 CT1080 CT805 CT805K1	PS, ⇨05/1994 AC PS, 06/1994⇨ ALT, 06/1994⇨ ALT, ⇨05/1994 CA, 06/1994⇨ CA, ⇨05/1994 CA
3.5 V6 24V	06/94-10/99	6G74 (DOHC24V), 6G74 (SOHC24V)	143- 153	3497	∞ ∞ ∞ ∞ ▲ ▲	AVX13X925 4PK1000 4PK1062 4PK995 5PK1130 CT1086 CT1113	AC PS, 02/1999⇨ PS, ⇨05/1997 PS, 06/1997⇨, ⇨01/1999 ALT CA, MTR-CODE: 6G74-DOHC, 01/1998⇨ CA, MTR-CODE: 6G74-DOHC, ⇨12/1997

PAJERO III Canvas Top (V60, V70)

3.2 DI-D	04/00-12/06	4M41	121	3200	∞ ∞	2XAVX10X960 AVX13X925	ALT, MTR-CODE: 4M41 AC
3.5 V6 GDI	04/00-12/06	6G74 (DOHC24V), 6G74 (SOHC24V)	149	3497	∞ ▲	7PK2418 CT1113	ALT, WP, PS, AC CA, MTR-CODE: 6G74-DOHC

PAJERO PININ (H6_W, H7_W)

1.8	11/01-06/07	4G93	84	1834	∞ ∞ ∞ ∞ ▲ ▲	4PK780 5PK1090 5PK1330 5PK1345 CT1048 CT1048K1	ALT PS, (-AC) PS, (AC), OE-NO MD304887 PS, (AC), OE-NO MD187462 CA, CAMSHFT: SOHC/OHC CA, CAMSHFT: SOHC/OHC
1.8 GDI	10/99-06/07	4G93 (GDI)	88	1834	∞ ∞ ∞ ▲ ▲ ▲ ▲	4PK780 5PK1090 5PK1345 CT1048 CT941 CT1048K1 CT941K1	ALT PS, (-AC) PS, (AC) CA, 09/2001⇨, ⇨02/2005, CAMSHFT: SOHC/OHC CA, MTR-CODE: 4G93, ⇨06/2000 CA, 09/2001⇨, ⇨02/2005, CAMSHFT: SOHC/OHC CA, MTR-CODE: 4G93, ⇨06/2000
2.0 GDI	10/00-06/07	4G94 (GDI)	95	1999	∞ ∞ ∞ ▲	4PK780 5PK1090 5PK1345 CT1116	ALT PS, (-AC) PS, (AC) CA

PAJERO SPORT (K90)

1.8 4WD	03/01-02/05	4G93	84	1834	∞ ∞ ∞ ∞ ▲ ▲	4PK780 5PK1080 5PK1330 5PK1345 CT1048 CT1048K1	ALT PS, (-AC) PS, OE-NO MD304887, (AC) PS, (AC), OE-NO MD187462 CA, CAMSHFT: SOHC/OHC CA, CAMSHFT: SOHC/OHC
2.5 TD	11/98-	4D56T	73-85	2477	∞ ∞ ∞ ▲ ▲ ▲ ▲	2XAVX10X1075 AVX13X825 4PK1125 CT1107 CT921 CT1107K1 CT921K2	ALT AC PS BS CA BS CA
3.0 V6	11/98-	6G72 (SOHC24V)	125- 130	2972	∞ ∞ ∞	AVX13X875 4PK970 5PK1135	AC PS ALT





MITSUBISHI						
PAJERO SPORT (K90)						
					▲▲▲ CT1080	CA
SANTAMO						
2.0 16V	05/99-12/04	4G63 (DOHC16V)	102	1997	∞ AVX13X675 ∞ 4PK954 ∞ 4PK985 ▲▲▲ CT1000 ▲▲▲ CT1109 ▲▲▲ CT1000K1 ▲▲▲ CT1109K1	PS AC ALT CA BS CA BS
2.0 16V 4WD	05/99-12/04	4G63 (DOHC16V)	102	1997	∞ AVX13X675 ∞ 4PK962 ∞ 4PK990 ▲▲▲ CT1000 ▲▲▲ CT1109 ▲▲▲ CT1000K1 ▲▲▲ CT1109K1	PS AC ALT CA BS CA BS
SAPORO II (A16_A)						
1.6 GLX	08/80-09/84	4G32	55	1597	∞ AVX10X813 ▲▲▲ CT511 ▲▲▲ CT991 ▲▲▲ CT991K2	ALT CA BS BS
2.0 GSL	08/80-08/83	4G63 (SOHC8V)	75	1997	∞ AVX10X960 ∞ AVX13X1025 ∞ AVX13X975 ▲▲▲ CT511 ▲▲▲ CT664 ▲▲▲ CT687 ▲▲▲ CT991 ▲▲▲ CT511K2 ▲▲▲ CT991K1	ALT PS, ⇨06/1983 PS, 07/1983⇨ CA, 08/1981⇨ BS, ⇨07/1981 CA, ⇨07/1981 BS, 08/1981⇨ CA, 09/1981⇨ BS, 08/1981⇨
2.0 GSR	08/80-09/84	4G63 (SOHC8V)	82	1995	∞ AVX10X960 ∞ AVX13X1025 ∞ AVX13X975 ▲▲▲ CT511 ▲▲▲ CT664 ▲▲▲ CT687 ▲▲▲ CT991 ▲▲▲ CT511K2 ▲▲▲ CT991K1	ALT PS, ⇨06/1983 PS, 07/1983⇨ CA, 08/1981⇨ BS, ⇨07/1981 CA, ⇨07/1981 BS, 08/1981⇨ CA, 08/1981⇨ BS, 08/1981⇨
2.0 Turbo ECI	08/82-08/83	4G63T (ECI)	125	1997	∞ AVX10X960 ∞ AVX10X975 ∞ AVX13X1025 ∞ AVX13X975 ▲▲▲ CT511 ▲▲▲ CT991 ▲▲▲ CT511K2 ▲▲▲ CT991K1	ALT ALT PS, ⇨06/1983 PS, 07/1983⇨ CA BS CA BS
SAPORO III (E16A)						
2.4	06/87-08/90	4G64 (8V)	91	2351	∞ 4PK975 ▲▲▲ CT801 ▲▲▲ CT991 ▲▲▲ CT801K1 ▲▲▲ CT991K3	ALT CA BS CA BS
SIGMA (F0_W)						
3.0	06/92-10/96	6G72 (SOHC12V)	125	2972	∞ 4PK938 ∞ 4PK950 ∞ 5PK1240 ▲▲▲ CT805 ▲▲▲ CT805K1	AC, OE-NO MB568898 AC, OE-NO MB568899 ALT CA CA
SIGMA (F2_A, F1_A)						
3.0 V6	12/90-07/96	6G72	130-	2972	∞ AVX13X925	PS, ⇨11/1991





ContiTech



MITSUBISHI

SIGMA (F2_A, F1_A)

↔		(DOHC24V, 6G72 (SOHC12V)	151		∞ 4PK925 ∞ 6PK1070 ∞ 6PK1153 ▲▲▲ CT822	PS, 12/1991⇒ ALT, (-AC) ALT, (AC) CA
---	--	-----------------------------	-----	--	---	---

SPACE RUNNER (N1_W, N2_W)

1.8, 1.8 4WD	10/91-08/99	4G93	85-90	1834	∞ 4PK760 ∞ 4PK780 ∞ 5PK1145 ∞ 5PK925 ∞ 5PK950 ▲▲▲ CT821 ▲▲▲ CT821K1	ALT, ⇒06/1993 ALT, 06/1993⇒ PS, (AC) PS, (-AC), 07/1992⇒ PS, (-AC), ⇒06/1992 CA CA
2.0 16V	06/97-08/99	4G63 (DOHC16V)	98	1997	∞ 5PK1090 ▲▲▲ CT1109 ▲▲▲ CT839 ▲▲▲ CT1109K1 ▲▲▲ CT839K1	PS BS CA BS CA
2.0 TD	10/92-08/99	4D68T	60	1998	∞ AVX13X1025 ∞ AVX13X950 ∞ 4PK635 ▲▲▲ CT1109 ▲▲▲ CT842 ▲▲▲ CT1109K1 ▲▲▲ CT842K1	ALT AC PS BS CA BS CA

SPACE RUNNER (N6_W)

2.0	08/99-08/02	4G63 (DOHC16V)	100	1997	∞ 5PK1090 ∞ 5PK1393 ∞ 5PK940 ▲▲▲ CT1016 ▲▲▲ CT1109 ▲▲▲ CT1016K1 ▲▲▲ CT1109K2	PS, (-AC) PS, (AC) ALT CA, MTR-CODE: 4G63 BS CA, MTR-CODE: 4G63 BS
2.4 GDI	08/99-08/02	4G64 (GDI)	110	2351	∞ 5PK1090 ∞ 5PK1393 ∞ 5PK940 ▲▲▲ CT1071 ▲▲▲ CT1109 ▲▲▲ CT1071K1 ▲▲▲ CT1109K2	PS, (-AC) PS, (AC) ALT MTR-CODE: 4G64, CA MTR-CODE: 4G64, BS MTR-CODE: 4G64, CA MTR-CODE: 4G64, BS

SPACE STAR (DG_A)

1.3 16V	06/98-12/04	4G13 (16V)	60-63	1299	∞ 5PK1060 ∞ 5PK865 ∞ 5PK962 ▲▲▲ CT1008 ▲▲▲ CT1008K1	PS, (AC) ALT PS, (-AC) CA CA
1.6 16V	01/01-12/04	4G18	72	1584	∞ 5PK1060 ∞ 5PK865 ∞ 5PK962 ▲▲▲ CT1008 ▲▲▲ CT1008K1	PS, (AC) ALT PS, (-AC) CA CA
1.8 GDI	06/98-12/04	4G93 (GDI)	87-90	1834	∞ 4PK775 ∞ 4PK780 ∞ 5PK1090 ∞ 5PK1345 ▲▲▲ CT1048 ▲▲▲ CT941 ▲▲▲ CT1048K1 ▲▲▲ CT941K1	ALT, NO COLD COUNTRIES ALT, COLD COUNTRIES PS, (-AC) PS, (AC) CA, CAMSHFT: SOHC/OHC, 09/2002⇒ CA, CAMSHFT: DOHC, ⇒08/2002 CA, CAMSHFT: SOHC/OHC, 09/2002⇒ CA, CAMSHFT: DOHC, ⇒08/2002
1.8 MPI	10/02-12/04	4G93	82	1834	∞ 4PK775 ∞ 4PK780 ∞ 5PK1090	ALT, NO COLD COUNTRIES ALT, COLD COUNTRIES PS, (-AC)



MITSUBISHI



MITSUBISHI						
SPACE STAR (DG_A)						
					5PK1345 CT1048 CT1048K1	PS, (AC) CA CA
1.9 Di-D	02/01-12/04	F9Q1	75	1870	6PK1125 6PK1795 AP9039 AP9043 AP9052 CT1025 CT1025K1 CT1025WP2	ALT, (-AC) ALT, (AC) ALT, (Valeo), FOR ALT: 125A, ALT-No: SG12B017, SG12B071, SG12B096 ALT, (Valeo), FOR ALT: 125A, ALT-No: SG12B050, SG12B095, SG12B108 ALT, (Valeo), FOR ALT: 120A, ALT-No: SG10B019, SG10B032, A13VI297 CA CA, MTR-CODE: F9Q1 CA, MTR-CODE: F9Q1
	10/02-12/04	F9Q2	85	1870	6PK1125 6PK1795 CT1025 CT1025K1 CT1025WP2	ALT, WP, PS ALT, WP, PS, AC CA CA, MTR-CODE: F9Q2 CA, MTR-CODE: F9Q2
SPACE WAGON (DO_V/W)						
1.8 4WD	10/87-08/88	4G37	66	1755	AVX13X625 4PK938 CT511 CT991 CT511K1 CT991K2	PS ALT CA BS CA BS
1.8 GLX	01/84-12/88	4G37	66	1755	AVX10X935 AVX13X950 4PK938 CT511 CT687 CT991 CT511K1 CT991K2	ALT, ⇨02/1985 ALT, ⇨02/1985, (PS) ALT, 03/1985⇨ CA, 01/1987⇨ CA, ⇨12/1986 BS CA, 01/1987⇨ BS
1.8 TD	06/86-04/91	4D65T	55	1796	AVX13X1000 AVX13X925 AVX13X950 CT545 CT991 CT545K1 CT991K1	ALT AC AC CA BS CA BS
2.0 4WD, 2.0 GLX, 2.0 GLX 4WD, 2.0 GLXi, 2.0 GLXi 4WD	03/85-04/91	4G63 (SOHC8V), G63B	62-75	1997	AVX13X675 4PK975 CT511 CT991 CT511K2 CT991K1 CT991K3	PS ALT CA BS CA BS, ⇨04/1987 BS, 05/1987⇨
SPACE WAGON (N3_W, N4_W)						
1.8 TD	10/91-10/98	4D65T	55	1796	AVX13X1000 AVX13X925 AVX13X950 CT545 CT991 CT545K1 CT991K1	ALT AC AC CA BS CA BS
1.8, 1.8 4WD	10/91-10/98	4G93	90	1834	4PK760 5PK1145 5PK950 CT821 CT821K1	ALT PS, (AC) PS, (-AC) CA CA

MITSUBISHI



ContiTech



MITSUBISHI

MITSUBISHI

SPACE WAGON (N3_W, N4_W)

↔ 2.0 TD	10/92-10/98	4D68T	60	1998	∞ AVX13X1025 ∞ AVX13X950 ∞ 4PK635 ▲ CT1109 ▲ CT842 ▲ CT1109K1 ▲ CT842K1	ALT AC PS BS CA BS CA
2.0, 2.0 4WD	10/92-10/98	4G63 (DOHC16V)	98	1997	∞ 4PK648 ∞ 4PK925 ∞ 4PK938 ∞ 4PK985 ▲ CT1109 ▲ CT839 ▲ CT1109K1 ▲ CT839K1	PS AC, OE-NO MB439494 AC, OE-NO MB568898 ALT BS CA BS CA
2.4, 2.4 4WD	10/91-10/97	4G64 (SOHC16V)	86-88	2351	∞ 4PK925 ∞ 4PK985 ▲ CT1109 ▲ CT836 ▲ CT1109K1	AC ALT BS CA, 06/1995↔ CA, ↔08/1995

SPACE WAGON (N9_W, N8_W)

2.0 GDI	04/02-12/04	4G63 (DOHC16V)	98	1997	∞ 5PK1090 ∞ 5PK1393 ∞ 5PK940 ▲ CT1016 ▲ CT1109 ▲ CT1016K1 ▲ CT1109K2	PS, (-AC) PS, (AC) ALT CA BS CA BS
2.4 GDI, 2.4 GDI 4WD	10/98-12/04	4G64 (GDI)	108-110	2351	∞ 5PK1090 ∞ 5PK1393 ∞ 5PK940 ▲ CT1071 ▲ CT1109 ▲ CT1071K1 ▲ CT1109K2	PS, (-AC) PS, (AC) ALT MTR-CODE: 4G64, CA MTR-CODE: 4G64, BS MTR-CODE: 4G64, CA MTR-CODE: 4G64, BS

STARION (A18_A)

2.0 Turbo ECi	06/82-12/85	4G63T (ECi)	125	1997	∞ AVX10X975 ∞ AVX13X1025 ∞ AVX13X975 ▲ CT511 ▲ CT991 ▲ CT511K2 ▲ CT991K1	ALT PS, ↔02/1983 PS, 03/1983↔ CA BS CA BS
	05/85-08/87	4G63T/C	132	1997	∞ AVX10X975 ∞ AVX13X975 ▲ CT511 ▲ CT991 ▲ CT511K2 ▲ CT991K1 ▲ CT991K3	ALT PS CA BS CA BS, ↔04/1987 BS, 05/1987↔
2.6 Turbo ECi	09/87-06/90	G54BT/C	114	2555	∞ AVX10X935 ∞ AVX13X750 ∞ AVX13X975	ALT, ↔01/1988 PS ALT, 02/1988↔

TREDIA (A21_)

1.4 GLX	10/82-08/85	4G12	51	1410	∞ AVX10X865 ▲ CT665 ▲ CT665K1	ALT CA CA
1.6 Turbo	09/82-05/85	4G32T	84-85	1597	∞ AVX10X935 ∞ AVX13X950 ▲ CT510 ▲ CT511	ALT ALT, (PS) CA, ↔06/1983 CA, 06/1983↔





ContiTech

**MITSUBISHI****TREDIA (A21_)**

						CT991	BS
						CT510K1	CA, ⇨06/1983
						CT991K2	BS
1.8 GLS	08/84-07/86	4G37	66	1755		AVX13X1000	ALT
						CT511	CA
						CT991	BS
						CT991K2	BS
GLS 1.6	09/82-10/87	4G32	55	1597		AVX10X935	ALT
						AVX13X950	ALT, (PS)
						CT510	CA, ⇨06/1983
						CT511	CA, 06/1983⇨
						CT991	BS
						CT510K1	CA, ⇨06/1983
						CT991K2	BS

MOSKVIČ

2140							
1.5	07/78-11/83		55	1469		AVX10X825	ALT
21412							
1.5	05/89-		51	1478		AVX10X825	ALT
403							
E 1.4	03/62-		33	1360		SPZ850	DYN, WP, FAN
I E 1.4	02/64-		33	1360		SPZ850	DYN, WP, FAN
407							
1.4	08/58-		33	1360		SPZ850	DYN, WP, FAN
412							
1.5	03/71-		55	1478		AVX10X825	ALT
						AVX10X888	ALT
427 Kombi							
1.5	01/75-		55	1478		SPZ875	DYN, WP, FAN
ASLK 2140							
1.5	03/76-		55	1478		AVX10X825	ALT

NISSAN

100 NX (B13)							
1.6, 1.6 SR	03/90-10/94	GA16DE, GA16DS	66-75	1597		4PK805	ALT, (PS)
						4PK810	PS
						4PK830	AC
						4PK915	ALT, (PS)
2.0 GTI	03/91-10/94	SR20DE	105	1998		4PK830	ALT, (AC)
						4PK845	PS
						6PK1033	ALT, (AC)
200 SX (S13)							
1.8 Turbo	07/88-11/93	CA18DET	124	1809		3PK835	PS
						4PK845	AC
						4PK866	ALT
						CT515	CA
200 SX (S14)							
2.0 i 16V Turbo	10/93-12/99	SR20DET	147	1998		3PK875	PS
						4PK875	AC
						5PK934	ALT
280 ZX, ZXT (HGS130)							
2.8	10/78-02/84	L28E, L28ET	103- 147	2753		AVX13X1125	PS
						AVX13X875	ALT
						AVX13X900	AC, 10/1979⇨
						AVX17X950	AC, ⇨09/1979
300 ZX (Z31)							
3.0	01/84-12/87	VG30E	125	2960		AVX13X1050	PS, ⇨02/1987
						AVX13X1425	AC, ⇨02/1987
						AVX13X925	ALT
						3PK1000	PS, 02/1987⇨
						4PK1413	AC, 02/1987⇨
						CT693	CA





ContiTech



NISSAN

300 ZX (Z31)

↔ 3.0 Turbo

05/87-10/90

VG30ET

149

2960



3PK1000

PS



4PK1028

ALT



4PK1413

AC



CT693

CA

04/84-10/90

VG30T

168

2960



AVX13X1050

PS, ⇨02/1987



AVX13X1425

AC, ⇨02/1987



3PK1000

PS, 02/1987⇨



4PK1028

ALT



4PK1413

AC, 02/1987⇨



CT693

CA

300 ZX (Z32)

3.0 Twin Turbo

05/90-09/95

VG30DETT

197-

2960



4PK1038

ALT



4PK925

PS



4PK962

AC

350 Z (Z33)

3.5

10/03-

VQ35DE

206-

3498



4PK950

AC

09/05-

VQ35HR

230

3498



4PK870

PS



6PK1110

ALT, (AC)



6PK820

ALT, (AC)



4PK950

AC



6PK1180

ALT

ALMERA Classic (B10)

1.6 16V

03/06-

QG16DE

79

1597



3PK860

PS



6PK1110

ALT, (AC)



6PK815

ALT, (AC)

ALMERA I (N15)

1.4, 1.4 GX,LX, 1.4 S,GX,LX

09/95-07/00

GA14DE

55-64

1392



4PK805

ALT



4PK810

PS



4PK830

AC



4PK915

ALT, WP

1.6, 1.6 SLX, 1.6 SR,SLX

09/95-07/00

GA16DE

66-73

1597



4PK1100

ALT, (AC), 04/1996⇨



4PK1125

ALT, (AC), ⇨04/1996



4PK810

PS



4PK825

ALT, (AC)

2.0 D

11/95-07/00

CD20

55

1974



AVX13X800

PS



AVX13X850

ALT



AVX13X850

AC



CT1005

04/1996⇨, INJP



CT781

CA



CT933

INJP, ⇨03/1996



CT1005K1

INJP, 04/1996⇨



CT781K3

CA



CT933K1

⇨03/1996, INJP

2.0 GTi

07/96-03/00

SR20DE

105

1998



4PK830

ALT, (AC)



4PK845

PS



6PK1033

ALT, (AC)

ALMERA II (N16)

1.5

03/00-

QG15DE

66-72

1497-

1498



4PK850

PS



6PK1110

ALT, (AC)



6PK820

ALT, (AC)

1.5 dCi

01/03-

K9K722

60

1461



5PK1135

ALT, (AC)



5PK1200

ALT, AC



AP9025

ALT, (Bosch), FOR ALT: 110A, OE-NO 23100-BN700,

23100-BN701, 23100-BN704



CT1035

CA



CT1035K1

CA, ⇨08/2003



CT1035K2

CA, 09/2003⇨



CT1035WP1

CA, MTR-CODE: K9K, ⇨08/2003



CT1035WP2

CA, 09/2003⇨

1.8

01/02-

QG18DE

84-94







1769



4PK850

PS, 04/2001⇨



					ContiTech	
NISSAN						
ALMERA II (N16)						
↔					∞ 6PK1100	ALT, (AC), 04/2001↔
					∞ 6PK820	ALT, (-AC)
2.2 dCi, 2.2 Di	03/00-	YD22DDT, YD22DDTi	81-100	2184	∞ AVX13X938	AC
ALMERA TINO (V10)						
1.8	08/00-	QG18DE	84-85	1769	∞ 4PK850	PS
					∞ 6PK1090	ALT, (AC), 09/2004↔
					∞ 6PK1110	ALT, (AC), ↔09/2004
					∞ 6PK820	ALT, (-AC)
2.0	08/00-	SR20DE	100	1998	∞ 4PK830	PS
					∞ 6PK1033	AC
2.2 dCi, 2.2 Di	08/00-	YD22DDT, YD22DDTi	82-100	2184	∞ AVX13X938	AC
BLUEBIRD (910)						
1.8	01/80-05/84	L18S, L18T	65-66	1770	∞ AVX10X913	ALT
1.9 i	01/82-05/84	Z20E	80	1952	∞ AVX10X950	ALT
					∞ AVX13X850	AIRC
2.0 D	01/80-12/83	LD20	44	1952	∞ AVX13X1000	ALT, 12/1981↔
					∞ AVX13X1000	ALT, ↔12/1981, (AC)
					∞ AVX13X1025	ALT, 12/1981↔, (AC)
					∞ AVX13X825	OILP
					∞ AVX13X975	ALT, ↔12/1981
					▲▲ CT668	INJP, ↔12/1981
2.0 i	01/82-12/83	Z20E	80	1952	∞ AVX10X950	ALT
					∞ AVX13X850	AIRC
BLUEBIRD (T72, T12)						
1.6	03/86-06/91	CA16S	61-66	1598	∞ 4PK698	ALT, (PS), (AC)
					∞ 4PK706	ALT, (-PS), (AC)
					∞ 4PK725	ALT, (PS), (-AC), 12/1987↔
					∞ 4PK810	WP, (-PS), (AC)
					∞ 4PK925	PS
					∞ 4PK962	ALT, (-PS), (-AC)
					∞ 6PK730	ALT, (PS), (-AC), ↔12/1987
					∞ 6PK884	AC
					▲▲ CT674	CA
					▲▲ CT674K1	CA
1.8 i 16V	02/89-12/90	CA18D	95	1809	∞ 4PK715	ALT, (AC)
					∞ 4PK725	ALT, (PS)
					∞ 4PK925	PS, ENGINE: OHC
					∞ 4PK938	PS, ENGINE: DOHC
					∞ 4PK962	ALT
					∞ 6PK884	AC
					▲▲ CT515	CA, ENGINE: DOHC
					▲▲ CT674	CA, ENGINE: OHC
2.0	12/85-12/87	CA20S	75	1974	∞ 4PK715	ALT, (AC)
					∞ 4PK725	ALT, (PS), 12/1987↔
					∞ 4PK810	WP
					∞ 4PK925	PS
					∞ 4PK962	ALT
					∞ 6PK730	ALT, (PS), ↔12/1987
					∞ 6PK884	AC
					▲▲ CT655	CA
					▲▲ CT655K1	CA
2.0 D	03/86-12/90	LD20	49	1952	∞ AVX13X725	ALT, (AC)
					∞ AVX13X785	ALT, (-AC)
					∞ AVX13X900	PS
					∞ AVX17X950	AC
					▲▲ CT897	CA
2.0 i	12/85-12/90	CA20E	77-85	1974	∞ 4PK715	ALT, (AC)
					∞ 4PK725	ALT, 12/1987↔, (PS)
					∞ 4PK810	WP, (AC)





NISSAN

BLUEBIRD (T72, T12)



	4PK925	PS
	4PK938	PS, ENGINE: DOHC
	4PK962	ALT
	6PK730	ALT, ⇨12/1987, (PS)
	6PK884	AC
	CT655	CA
	CT655K1	CA

BLUEBIRD (T72, T12)

2.0 i

12/85-12/90

CA20E

77-85

1974

	4PK706	ALT, (AC)
	4PK725	ALT, (PS), (-AC), 12/1987⇨
	4PK810	WP, (-PS), (AC)
	4PK925	PS
	4PK962	ALT, (-PS), (-AC)
	6PK730	ALT, (PS), (-AC), ⇨12/1987
	6PK884	AC
	CT655	CA
	CT655K1	CA

BLUEBIRD (U11, WU11)

1.8

11/83-06/88

CA18S

66

1809

	AVX10X1075	ALT, ⇨01/1986
	AVX10X785	ALT, PS, AC, ⇨01/1986
	AVX10X940	ALT, (PS), ⇨01/1986
	AVX10X950	PS, ⇨01/1986
	CT674	CA
	CT674K1	CA

2.0 D, 2.0 TD

11/83-12/90

LD20, LD20T

43-62

1952

	AVX13X725	ALT, (PS), (AC)
	AVX13X785	ALT, (PS), (-AC)
	AVX13X900	ALT
	AVX13X900	PS
	AVX17X950	AC
	CT897	CA

2.0, 2.0 i

04/84-12/90

CA20E

75-85

1974

	4PK698	ALT, (PS), (AC)
	4PK706	ALT, (-PS), (AC)
	4PK725	ALT, (PS), (-AC), 12/1987⇨
	4PK810	WP, (-PS), (AC)
	4PK925	PS
	4PK962	ALT, (-PS), (-AC)
	6PK730	ALT, (PS), (-AC), ⇨12/1985
	6PK884	AC
	CT655	CA
	CT655K1	CA

BLUEBIRD (W910)

1.8

01/80-05/84

L18S

65

1770

	AVX10X913	ALT
--	------------------	-----

2.0 D

01/80-05/84

LD20

44

1952

	AVX13X1000	ALT, 12/1981⇨
	AVX13X1000	ALT, ⇨12/1981, (AC)
	AVX13X1025	ALT, 12/1981⇨, (AC)
	AVX13X825	OILP
	AVX13X975	ALT, ⇨12/1981
	CT668	INJP, ⇨12/1981

CHERRY (N12)

1.0

05/82-05/86

E10

37

988

	AVX10X990	ALT
	CT679	CA
	CT679K1	CA

1.3

05/82-10/86

E13

44

1269

	AVX10X990	ALT
	CT679	CA
	CT679K1	CA

1.5, 1.5 ET Turbo

01/83-10/86

E15ET, E15S

55-77

1488

	AVX10X990	ALT
	CT666	CA
	CT666K1	CA

1.7 D

10/82-12/86

CD17

40

1681

	AVX13X800	ALT
	AVX13X875	ALT, AC
	CT614	CA





NISSAN						
CHERRY II (N10, VN10)						
↔	1.0	08/78-07/81	A10S	32	988	∞ AVX10X838 ALT
	1.2	08/78-07/81	A12	38	1171	∞ AVX10X975 ALT
	1.3	08/81-12/83	E13	44	1269	∞ AVX10X990 ALT ▲ CT679 CA ▬ CT679K1 CA
DATSUN 140 Y Kombi (HLB310)						
	1.4	02/79-06/83	A14	49	1397	∞ AVX10X913 ALT, WP, FAN
DATSUN 160 J (710, A10)						
	1.6, 1.6 i.e.	01/73-02/82	L16, L16T	61-65	1579-1595	∞ AVX10X913 ALT, WP, FAN
DATSUN 180 B (PL810)						
	1.8	05/77-01/81	L18S	65-66	1758-1770	∞ AVX10X900 ALT, FAN
DATSUN 240 Coupe (C210)						
	KGT 2.4	09/78-07/81	L24	96	2393	∞ AVX10X875 ALT, FAN ∞ AVX13X800 ALT, WP, FAN
INTERSTAR (X70)						
	dCi 100	11/03-	G9U720, G9U650	73-74	2463-2464	∞ 7PK1113 ALT, (AC), (-PTO) ∞ 7PK1795 ALT, (AC) ∞ 7PK1795 ALT, (AC), (PTO), OE-NO 8200833558 ∞ 7PK1834 ALT, (AC), (PTO), OE-NO 8200778717 ⊙ AP9039 ALT, (Valeo), FOR ALT: 125A, OE-NO 23100-00QA7, 23100-00QAM, 23100-00QBE, 23100-00QOA ⊙ AP9047 ALT, (Bosch), FOR ALT: 150A, OE-NO 23100-00Q2E, 23100-00QOH ▲ CT1046 CA ▬ CT1046K1 CA
		02/04-	G9U720	73-74	2464	∞ 7PK1104 ALT, (AC), 10/2003↔, (-PTO), OE-NO 93186955, 4416361 ∞ 7PK1145 ALT, (AC), 10/2003↔, (-PTO), OE-NO 9121108, 4405275 ∞ 7PK1795 ALT, 10/2003↔, (AC) ⊙ AP9039 ALT, (Valeo), FOR ALT: 125A, OE-NO 23100-00QA7, 23100-00QAM, 23100-00QBE, 23100-00QOA ⊙ AP9047 ALT, (Bosch), FOR ALT: 150A, OE-NO 23100-00Q2E, 23100-00QOH ▲ CT1046 CA ▬ CT1046K1 CA
	dCi 120	07/02-	G9U720	84	2463	∞ 6PK1153 ALT, (AC), ↔09/2003 ∞ 6PK1795 ALT, (AC), ↔09/2003 ∞ 7PK1104 ALT, (AC), 10/2003↔, (-PTO), OE-NO 93186955, 4416361 ∞ 7PK1145 ALT, (AC), 10/2003↔, (-PTO), OE-NO 9121108, 4405275 ∞ 7PK1795 ALT, 10/2003↔, (AC) ⊙ AP9039 ALT, (Valeo), FOR ALT: 125A, OE-NO 23100-00QAM, 23100-00QBE, 23100-00QOA, 23100-00Q1F ⊙ AP9047 ALT, (Bosch), FOR ALT: 150A, OE-NO 23100-00Q2E, 23100-00QOH ▲ CT1046 CA ▬ CT1046K1 CA
		09/06-	G9U650	88	2464	∞ 7PK1113 ALT, (AC), (-PTO) ∞ 7PK1795 ALT, (AC) ∞ 7PK1795 ALT, (AC), (PTO), OE-NO 8200833558 ∞ 7PK1834 ALT, (AC), (PTO), OE-NO 8200778717 ⊙ AP9039 ALT, (Valeo), FOR ALT: 125A, OE-NO 23100-00QA7, 23100-00QAM, 23100-00QBE, 23100-00QOA ⊙ AP9047 ALT, (Bosch), FOR ALT: 150A, OE-NO 23100-00Q2E, 23100-00QOH ▲ CT1046 CA ▬ CT1046K1 CA
	dCi 150	09/06-	G9U632	107	2464	∞ 7PK1113 ALT, (AC), (-PTO)





ContiTech



NISSAN

INTERSTAR (X70)



					7PK1795 7PK1795 7PK1834 AP9039 CT1046 CT1046K1	ALT, (AC) ALT, (AC), (PTO), OE-NO 8200833558 ALT, (AC), (PTO), OE-NO 8200778717 ALT, (Valeo), FOR ALT: 125A, OE-NO 23100-00QA7, 23100-00QAM, 23100-00QBE, 23100-00QOA CA CA
dCi 80	07/02-	F9Q772	60	1870	5PK1125 6PK1795 AP9039 AP9043 CT1025 CT1025K1 CT1025WP2	ALT, (AC) ALT, (AC) ALT, (Valeo), FOR ALT: 125A, OE-NO 23100-00QA7, 23100-00QAP, 23100-00QAM, 23100-00QBE, 23100-00QOA, 23100-00Q1F ALT, (Valeo), FOR ALT: 120A, OE-NO 23100-00QAL, 23100-00QBD, 23100-00QOB, 23100-00Q1A CA CA CA
dCi 90	07/02-	G9T722	66	2188	6PK1153 6PK1795 AP9039 AP9047 CT1046 CT1046K1	ALT, (AC) ALT, (AC) ALT, (Valeo), FOR ALT: 125A, OE-NO 23100-00QA7, 23100-00QAM, 23100-00QBE, 23100-00QOA ALT, (Bosch), FOR ALT: 150A, OE-NO 23100-00Q2E, 23100-00Q0H CA CA

KUBISTAR (X76)

1.2	08/03-	D7F764	44	1149	3PK740 4PK1538 4PK905 4PK925 CT915 CT915K1 CT915WP1	ALT, (-PS) AC, (PS) PS, (-AC) AC, (-PS) CA, ⇄08/2005 CA, ⇄08/2005 CA, ⇄08/2005
1.5 dCi, 1.5 dCi 70, 1.5 dCi 85	08/03-	K9K704, K9K710, K9K714, K9K700, K9K722, K9K276	42-62	1461	5PK1135 6PK1200 AP9025 CT1035 CT1035K2	ALT, (AC) ALT, (AC) ALT, (Valeo), FOR ALT: 125A, OE-NO 23100-00QBH, 23100-00QOD CA CA
1.6 16V	08/03-	K4M752	70	1598	5PK1110 5PK1750 CT1126 CT1126K1	ALT, (AC) ALT, (AC) CA CA

LAUREL (HLC230, JC31, JC32)

2.0	03/77-01/84	L20A	71	1998	AVX13X1125 AVX13X875 AVX13X900 AVX13X925	PS ALT, (PS), (AC) ALT AC
2.4	12/77-05/83	L24	83	2393	AVX13X1125 AVX13X875 AVX13X900 AVX13X925	PS ALT, (PS), (AC) ALT AC
	01/81-12/87	L24, L24E, L24S	83-94	2393	AVX13X1125 AVX13X825 AVX13X875 AVX13X900 AVX13X900	PS PS ALT, (PS), (AC) AC ALT
2.8 D	01/81-12/87	LD28	62	2792	AVX13X825 AVX13X900 CT668	PS AC INJP
	01/85-12/89	RD28	66	2826	AVX13X1075	PS





NISSAN						
LAUREL (HLC230, JC31, JC32)						
					AVX13X1150 AVX13X910 CT786 CT786K1	ALT AC CA CA
MAXIMA II (J30)						
3.0 i	10/88-06/94	VG30E	125	2960	4PK1038 4PK1190 4PK775 CT1033 CT693	PS AC ALT CA, 06/1993⇨ CA, ⇨05/1993
MAXIMA QX (A32, A33)						
2.0, 2.0 QX, 2.0 V6 24V	02/95-	VQ20DE	103	1995	4PK775 6PK1100 6PK890	PS ALT, (AC) ALT, (-AC)
3.0, 3.0 QX, 3.0 V6 24V	01/95-	VQ30DE	142-147	2988	4PK775 6PK1100 6PK890	PS ALT, (AC) ALT, (-AC)
MICRA (K11)						
1.3 i 16V	08/92-09/00	CG13DE	55	1275	4PK648 4PK725 4PK760 4PK760 6PK675 6PK675 6PK884 6PK955	WP, (-PS) WP, (PS), 02/1998⇨ WP, (PS), ⇨02/1998 ALT, (AC), 09/1996⇨ ALT, (PS), 09/1993⇨ ALT ALT, (PS), ⇨09/1993 ALT, (AC), ⇨09/1996
MICRA I (K10)						
1.0	12/82-12/89	MA10S	37-40	988	AVX10X975 AVX13X825 3PK630 3PK785 3PK875 4PK810 CT562 CT741 CT562K1 CT741K1	ALT, (-PS) AC, (-PS) PS ALT, (PS), (AC) ALT, (PS), (-AC) AC, (PS) CA, ⇨12/1988 CA, 01/1989⇨ CA, ⇨12/1988 CA, 01/1989⇨
1.2	07/86-07/92	MA12S	40-44	1235	AVX13X825 3PK630 3PK915 4PK810 CT580 CT745 CT745K1	AC, (-PS) PS ALT AC, (PS) CA, ⇨12/1988 CA, 01/1989⇨ CA, 01/1989⇨
MICRA II (K11)						
1.0 i 16V	08/92-02/03	CG10DE	40-44	998	4PK648 4PK725 4PK760 4PK760 6PK675 6PK675 6PK884 6PK955	WP, (-PS) WP, (PS), 02/1998⇨ WP, (PS), ⇨02/1998 ALT, (AC), 09/1996⇨ ALT, (-PS) ALT, (PS), 09/1993⇨ ALT, (PS), ⇨09/1993 ALT, (AC), ⇨09/1996
1.4 i 16V	09/00-02/03	CGA3DE	60	1348	6PK675 6PK955	ALT, (-PS), (-AC) ALT, (PS), (AC)
1.5 D	02/98-02/03	TD15	42	1527	5PK775 5PK962 CT906 CT906K1 CT906WP1	ALT, (-PS) ALT, (PS) CA CA, MTR-CODE: VJZ (TUD5) CA, MTR-CODE: VJZ (TUD5)
MICRA III (K12)						
1.0 16V	01/03-06/10	CG10DE	48	998	3PK675	WP



NISSAN

MICRA III (K12)

					∞	4PK1075	ALT, (AC)
					∞	4PK836	ALT, (AC)
1.2 16V	01/03-06/10	CR12DE, CG12DE	48-59	1240	∞	3PK675	WP
					∞	4PK1062	ALT, (AC), 05/2006⇒
					∞	4PK1075	ALT, (AC), ⇒05/2006
					∞	4PK836	ALT, (AC)
1.4 16V	08/05-	CR14DE	65	1386	∞	3PK670	WP
					∞	4PK1062	ALT, (AC), 05/2006⇒
					∞	4PK836	ALT, (AC)
					∞	6PK1075	ALT, (AC), ⇒05/2006
1.5 dCi	01/03-06/10	K9K704	48	1461	∞	5PK1135	ALT, (AC)
					∞	6PK1200	ALT, (AC)
					⊙	AP9025	ALT, (Bosch), FOR ALT: 110A, OE-NO 23100-BN700, FOR ALT: 120A, OE-NO 23100-00QAU
					⊙	AP9025	ALT, (Valeo), FOR ALT: 110A, OE-NO 23100-00Q2H, 23100-00Q2C
					▀	CT1035	CA
					▀	CT1035K1	CA, ⇒08/2003
					▀	CT1035K2	CA, 09/2003⇒
					▀	CT1035WP1	CA, ⇒08/2003
					▀	CT1035WP2	CA, 09/2003⇒
	09/03-06/10	K9K708, K9K722	50-60	1461	∞	5PK1135	ALT, (AC)
					∞	5PK1200	ALT, (AC)
					∞	6PK1200	ALT, (AC), OE-NO 1172000QA2
					⊙	AP9025	ALT, (Bosch), FOR ALT: 110A, OE-NO 23100-BN700, FOR ALT: 120A, OE-NO 23100-00QAU
					⊙	AP9025	ALT, (Valeo), FOR ALT: 110A, OE-NO 23100-00Q2H, 23100-00Q2C
					▀	CT1035	CA
					▀	CT1035K2	CA
	06/05-06/10	K9K276	63	1461	∞	5PK1135	ALT, (AC)
					∞	5PK1200	ALT, (AC)
					∞	6PK1200	ALT, (AC), OE-NO 1172000QA2
					▀	CT1035	CA
					▀	CT1035K2	CA
1.6 160 SR	08/05-	HR16DE	81	1598	∞	3PK670	WP
					∞	7PK1040	ALT, (AC)
					∞	7PK1145	ALT, (AC)
160 SR	05/05-06/10	HR16DE	81	1598	∞	7PK1040	ALT, (AC)
					∞	7PK1145	ALT, (AC)
MURANO (Z50, Z51) 3.5, 3.5 4x4	08/03-	VQ35DE	172- 195	3498	∞	4PK775	PS, MTR-CODE: VQ35DE
					∞	6PK1060	ALT, MTR-CODE: VQ35DE
NAVARA (D40) 2.5 dCi	03/10-		140	2488	∞	4PK825	PS
					∞	7PK1280	ALT, (AC)
NAVARA (D40) 2.5 dCi, 2.5 dCi 4WD	07/05-	YD25DDTi	106- 140	2488	∞	4PK825	PS
					∞	7PK1280	ALT, (AC)
NOTE (E11) 1.4	03/06-	CR14DE	65	1386	∞	3PK670	WP
					∞	4PK1075	ALT, (AC)
					∞	4PK836	ALT, (AC)
1.5 dCi	03/06-	K9K700, K9K276	50-63	1461	∞	6PK1200	ALT, AC
					⊙	AP9025	ALT, (Bosch), FOR ALT: 110A, OE-NO 23100-BN700, FOR ALT: 120A, OE-NO 23100-00QAU
					⊙	AP9025	ALT, (Valeo), FOR ALT: 110A, OE-NO 23100-00Q2H, 23100-00Q2C
					▀	CT1035	CA
					▀	CT1035K2	CA
	07/08-	K9K292	76	1461	∞	6PK1200	ALT
					⊙	AP9025	ALT, (Bosch), FOR ALT: 110A, OE-NO 23100-BN700,





NISSAN						
NOTE (E11)						
					AP9025 CT1035 CT1035K2	ALT, (Valeo), FOR ALT: 110A, OE-NO 23100-00Q2H, 23100-00Q2C CA CA
1.6	03/06-	HR16DE	81	1598	7PK1040 7PK1145	ALT, (AC) ALT, (AC)
NV200					6PK1130 AP9025 AP9025 CT1035 CT1035K2	ALT ALT, (Valeo), FOR ALT: 110A, OE-NO 23100-00Q2H, 23100-00Q2C ALT, (Bosch), FOR ALT: 110A, OE-NO 23100-BN700, FOR ALT: 120A, OE-NO 23100-00QAU CA CA
1.5 dci	02/10-		63	1461		
NV400					7PK1687 7PK1970	ALT, (AC) ALT, (AC)
2.3 dCi, 2.3 dCi [RWD]	11/11-	M9T670, M9T672, M9T676, M9T678, M9T680, M9T686, M9T690, M9T692, M9T694, M9T696, M9T698	74-107	2298		
PATHFINDER (R50)					AVX13X1150 AVX13X1150 AVX13X925 AVX13X875 5PK1285 6PK1060 CT1033	ALT PS AC PS AC ALT CA
2.7 TD 4WD	09/97-12/04	TD27ETi	96	2664		
3.3 V6 4WD	09/97-12/04	VG33E	110-125	3275		
PATHFINDER (R51)					4PK825 7PK1280	PS ALT, (AC)
2.5 dCi 4WD	03/05-	YD25DDTi	126-128	2488		
PATROL (K160, W160)					AVX13X1125 AVX13X875 AVX13X900 AVX13X900	PS ALT, ⇨10/1984 AC ALT, 10/1984⇨
2.8	07/80-08/88	L28	88-89	2753		
3.2 D, 3.2 TD	11/79-08/88	SD33, SD33T	70-81	3246	AVX13X1275 AVX13X1500 AVX13X925 AVX13X950 AVX13X975	PS AC ALT, 12/1986⇨ ALT, ⇨12/1986 ALT, ⇨12/1986, (AC)
PATROL (K260, W260)					AVX13X1125 AVX13X900 AVX13X900 2XAVX13X1075 AVX13X775 AVX13X900 CT1084 CT786 CT786K1	PS AC ALT ALT PS AC CA, 09/1994⇨ CA, ⇨08/1994 CA, ⇨08/1994
2.8	05/86-06/90	L28	88	2753		
2.8 TD	05/86-11/95	RD28T	85	2826		
3.2 D	08/88-06/90	SD33T	81	3246	2XAVX13X1075 AVX13X775 AVX13X900	ALT PS AC
PATROL GR I (Y60, GR)					2XAVX13X1075	ALT
2.8 TD	09/88-06/97	RD28T	85	2826		





ContiTech



NISSAN

PATROL GR I (Y60, GR)

					∞ AVX13X775 PS
					∞ AVX13X900 AC
					▲ CT1084 CA, 06/1995⇨
					▲ CT786 CA, ⇨05/1995
					▣ CT786K1 CA, ⇨05/1995
4.2 D	11/88-06/97		85	4169	∞ AVX13X1150 ALT
					∞ AVX13X1250 PS
					∞ AVX13X950 AC
					▲ CT1084 CA, 10/1994⇨
					▲ CT786 CA, ⇨09/1994
					▣ CT786K1 CA, ⇨09/1994

PATROL GR II (Y61)

2.8 TD	06/97-05/00	RD28Ti	95	2826	∞ 2XAVX13X1075 ALT
					∞ AVX13X900 AC
					▲ CT1084 CA
3.0 DTi	05/00-	ZD30DDTi	116-118	2953	∞ 7PK1642 ALT, (AC)

PICK UP (720)

2.2 4WD	04/83-03/86	Z22	71	2188	∞ AVX10X913 ALT
2.5 D 4WD	04/83-03/86	SD25	53	2488	∞ AVX13X1175 PS
					∞ AVX13X1450 AC
					∞ AVX13X975 ALT

PICK UP (D21)

2.4 i 12V, 2.4 i 12V 4WD	04/92-02/98	KA24E	91-93	2389	∞ AVX10X900 ALT
					∞ AVX13X1150 PS
2.4 i 4WD	03/86-04/92	Z24i	74	2389	∞ AVX10X913 ALT, (AC)
					∞ AVX10X940 ALT
					∞ AVX13X1150 PS
					∞ AVX13X825 AC
2.5 D 4WD	03/86-08/91	SD25	55	2494	∞ AVX13X1175 PS
					∞ AVX13X1450 AC
					∞ AVX13X975 ALT
2.5 D, 2.5 D 4WD	08/87-02/98	TD25	59-61	2494	∞ 2XAVX13X1150 ALT
					∞ AVX13X1150 PS
					∞ AVX13X1150 ALT
					∞ AVX13X925 AC

PICK UP (D22)

2.4 i 4WD	02/98-	KA24E	88	2389	∞ AVX10X900 ALT
					∞ AVX13X1150 PS
					∞ AVX13X925 AC
	03/02-	KA24DE	98	2389	∞ AVX13X1050 ALT, 2X
					∞ AVX13X775 PS
					∞ AVX13X900 AC
2.5 Di 4WD	03/02-	YD25DDTi	98	2488	∞ 2XAVX13X1050 ALT
					∞ AVX13X775 PS
					∞ AVX13X900 AC
2.5 TD 4WD	05/98-	TD25Ti	76	2494	∞ AVX13X1150 ALT, 2X
					∞ AVX13X925 AC

PIXO (UA0)

1.0	06/09-	K10B	50	996	∞ 4PK841 ALT
-----	--------	------	----	-----	--------------

PRAIRIE (M10, NM10)

1.5 S	01/84-12/87	E15S	55	1488	∞ AVX10X990 ALT
					∞ AVX13X800 AC
					▲ CT666 CA
					▣ CT666K1 CA
1.8 SGL	07/83-10/87	CA18S	65-66	1809	∞ AVX10X875 ALT, WP
					∞ AVX13X750 PS
					▲ CT674 CA
					▣ CT674K1 CA
2.0 4x4	06/86-09/88	CA20S	68	1974	∞ AVX13X825 PS
					∞ AVX13X875 ALT
					∞ AVX13X900 AC





NISSAN						
PRAIRIE (M10, NM10)						
					CT655 CT655K1	CA CA
PRAIRIE PRO (M11)						
2.0 i, 2.0 i 4x4	10/88-12/92	CA20E	72	1974	4PK725 4PK900 6PK730 6PK884 CT655 CT655K1	ALT, (AC) PS ALT, ⇨01/1989 AC CA CA
2.4 i, 2.4 i 4x4	04/92-07/94	KA24E	98	2389	4PK875 6PK1306	PS ALT
PRIMASTAR (X83)						
2.0	03/01-	F4R720, F4R722	88	1998	5PK1125 6PK1795 CT1130	ALT, (AC) ALT, (AC) CA
dCi 100	03/01-	F9Q760	74	1870	5PK1125 6PK1795 AP9039 AP9043 CT1025 CT1025K1 CT1025WP2	ALT, (AC) ALT, (AC), 07/2002⇨, ⇨03/2006 ALT, (Valeo), FOR ALT: 125A, OE-NO 23100-00QA7, 23100-00QAM, 23100-00QBE, 23100-00QOA ALT, (Valeo), FOR ALT: 120A, OE-NO 23100-00QAL, 23100-00QBD, 23100-00QOB, 23100-00Q1A CA CA CA
dCi 120	09/06-	M9R780	84	1995	7PK1741 7PK1970	ALT, (AC) ALT, (AC)
dCi 140	07/03-	G9U730	99	2463	6PK1153 6PK1795 AP9039 CT1046 CT1046K1	ALT, (AC) ALT, (AC) ALT, (Valeo), FOR ALT: 125A, OE-NO 23100-00QA7, 23100-00QAP, 23100-00QAM, 23100-00QBE, 23100-00QOA, 23100-00Q1F CA CA
dCi 150	09/06-	G9U632	107	2464	AP9039 AP9047	ALT, (Valeo), FOR ALT: 125A, OE-NO 23100-00QA7, 23100-00QAM, 23100-00QBE, 23100-00QOA ALT, (Bosch), FOR ALT: 150A, OE-NO 23100-00Q2E, 23100-00Q0H
dCi 80	03/01-	F9Q762	60	1870	5PK1125 6PK1795 AP9039 AP9043 CT1025 CT1025K1 CT1025WP2	ALT, (AC) ALT, (AC), 07/2002⇨, ⇨03/2006 ALT, (Valeo), FOR ALT: 125A, OE-NO 23100-00QA7, 23100-00QAM, 23100-00QBE, 23100-00QOA ALT, (Valeo), FOR ALT: 120A, OE-NO 23100-00QAL, 23100-00QBD, 23100-00QOB, 23100-00Q1A CA CA CA
dCi 90	09/06-	M9R782	66	1995	7PK1741 7PK1970 7PK1970 7PK2000	ALT, (AC), (PTO) ALT, (AC) ALT, (AC), (PTO) ALT, (AC), (PTO)
PRIMERA (P10, W10)						
1.6	06/93-01/96	GA16DE	75	1597	4PK815 4PK815 4PK836	ALT PS AC
	06/90-01/96	GA16DS	66-71	1597	4PK810 4PK915	ALT, (PS) ALT, (PS)
1.6 i	07/90-03/98	GA16DE, GA16DS	66-75	1597	4PK805 4PK810 4PK915	ALT, (PS) PS ALT, (PS)
2.0 16V, 2.0 16V 4x4, 2.0 GT, 2.0 i	06/90-03/98	SR20DI, SR20DE	85-110	1998	4PK830 4PK845	ALT, (AC) PS





ContiTech



NISSAN

PRIMERA (P10, W10)

2.0 D	07/90-01/96	CD20	55	1974	∞	6PK1033	ALT, (AC)
					∞	AVX13X800	PS
					∞	AVX13X850	ALT
					∞	AVX13X850	AC
					⚙️	CT781	CA
					⚙️	CT933	INJP
					⚙️	CT781K1	CA
					⚙️	CT933K1	INJP

PRIMERA (P11, WP11)

1.6 16V	06/96-07/02	QG16DE	66-78	1597	∞	4PK805	ALT, ⇨05/1999
					∞	4PK810	PS, ⇨05/1999
					∞	4PK830	AC, ⇨05/1999
					∞	4PK845	PS, 06/1999⇨
					∞	6PK1095	ALT, (AC), 06/1999⇨
					∞	6PK820	ALT, (AC), 06/1999⇨
	04/98-12/01	GA16DE	66-73	1597	∞	4PK850	PS
					∞	6PK1095	ALT, (AC)
					∞	6PK820	ALT, (AC)
1.8 16V	08/99-07/02	QG18DE	84	1769	∞	4PK850	PS, MTR-CODE: QG18DE
					∞	6PK1110	ALT, (AC), MTR-CODE: QG18DE
					∞	6PK820	ALT, (AC)
1.8, 1.8 16V	06/96-05/99	QG18DD	96	1769	∞	4PK850	PS
					∞	6PK1110	AC
					∞	6PK815	ALT
2.0 16V	09/96-07/02	SR20DE	85-110	1998	∞	4PK825	ALT, (AC)
					∞	4PK845	PS
					∞	6PK1033	ALT, (AC)
2.0 TD	09/96-12/01	CD20T	66	1974	∞	AVX13X850	ALT
					∞	AVX13X850	PS
					∞	AVX13X850	AC
					⚙️	CT1005	INJP
					⚙️	CT781	CA
					⚙️	CT1005K1	INJP
					⚙️	CT781K3	CA
2.0, 2.0 16V	06/96-05/99	SR20VE	140	1998	∞	4PK825	ALT, (AC)
					∞	4PK850	PS
					∞	6PK1033	ALT, (AC)

PRIMERA (P12, WP12)

1.6, 1.6 Visia	01/02-	QG16DE	78-80	1597	∞	4PK850	PS
					∞	6PK1095	ALT, (AC)
					∞	6PK820	ALT, (AC)
1.8	03/02-	QG18DE	85	1769	∞	4PK850	PS
					∞	6PK1090	ALT, (AC), 11/2004⇨
					∞	6PK1110	ALT, (AC), ⇨11/2004
					∞	6PK820	ALT, (AC)
1.9 dCi	08/02-		85-88	1870	∞	7PK1795	ALT
					⊕	VD1104	
					⚙️	CT1064	CA
					⚙️	CT1064K1	CA
					⚙️	CT1064WP2	CA
2.0	03/02-	QR20DE	103	1998	∞	6PK2245	ALT
2.2 dCi, 2.2 Di	03/02-	YD22DDT	93-102	2184	∞	AVX13X938	AC

QASHQAI / QASHQAI +2 (J10, JJ10)

1.5 dCi	02/07-		76-78	1461	∞	6PK1200	ALT
					⚙️	CT1035	CA
					⚙️	CT1035K1	CA
1.6	02/07-	HR16DE	84	1598	∞	7PK1040	ALT, (AC), MTR-CODE: HR16DE
					∞	7PK1153	ALT, (AC), MTR-CODE: HR16DE
2.0 dCi, 2.0 dCi Allrad	02/07-	M1D, M9R	110	1995	∞	7PK1705	ALT, MTR-CODE: M9R
2.0, 2.0 Allrad	02/07-	MR20DE	103	1997	∞	6PK1210	ALT





NISSAN							
SERENA (C23M)							
↔ 1.6 16V	02/93-09/01	GA16DE	71	1597	∞	4PK810	ALT, (PS)
					∞	4PK836	AC
					∞	4PK915	ALT, (PS)
2.0 16V	11/92-09/01	SR20DE	93	1998	∞	4PK875	PS
					∞	4PK875	AC
					∞	5PK934	ALT, 07/1993↔
					∞	5PK950	ALT, ↔07/1993
2.0 D	11/92-09/01	LD20	49	1952	∞	AVX13X750	PS, ↔12/1994
					∞	AVX13X925	AC, ↔12/1994
					▲▲▲	CT843	CA, ↔12/1994
					▲▲▲	CT843K1	CA
2.3 D	01/95-09/01	LD23	55	2283	∞	2XAVX13X1100	ALT
					∞	AVX13X850	PS
					∞	AVX13X950	AC
					▲▲▲	CT917	CA
SILVIA (S12)							
2.0 GP	04/84-09/88	FJ20E	107	1991	∞	AVX13X1000	ALT
					∞	AVX13X1250	PS
					∞	AVX13X850	AC
STANZA (T11)							
1.6	08/81-12/85	CA16S	60	1598	∞	AVX10X875	ALT, PS
					∞	AVX13X750	PS
					▲▲▲	CT674	CA
					▲▲▲	CT674K1	CA
1.8, 1.8 SGL	08/81-12/85	CA18S, CA18	65-66	1809	∞	AVX10X875	ALT, WP
					∞	AVX13X750	PS
					▲▲▲	CT674	CA
					▲▲▲	CT674K1	CA
SUNNY (140Y, 150Y)							
1.4	01/70-02/82	A14	48-49	1397	∞	AVX10X975	ALT
1.5	06/79-02/82	A15	51	1488	∞	AVX10X975	ALT
SUNNY I (B11)							
1.3	03/82-09/87	E13	44	1269	∞	AVX10X990	ALT
					∞	AVX13X800	AC
					▲▲▲	CT679	CA
					▲▲▲	CT679K1	CA
1.5	03/82-10/86	E15, E15S	51-55	1488	∞	AVX10X990	ALT
					∞	AVX13X800	AC
					▲▲▲	CT666	CA
					▲▲▲	CT666K1	CA
1.7 D	03/82-10/86	CD17	40	1681	∞	AVX13X800	ALT
					∞	AVX13X875	AC
					▲▲▲	CT614	CA
SUNNY II (B12)							
1.5	06/86-10/88	E15S	52	1487	∞	AVX13X800	AC
					∞	AVX13X925	PS
					∞	4PK995	ALT
					▲▲▲	CT666	CA
					▲▲▲	CT666K1	CA
1.6 GTI 16V	05/87-05/89	CA16D	81	1598	∞	4PK715	ALT, (AC)
					∞	4PK938	PS
					∞	6PK730	ALT
					∞	6PK884	AC
					▲▲▲	CT515	CA
1.6 i 12V	10/88-06/91	GA16i	66	1597	∞	4PK805	ALT, (PS)
					∞	4PK810	PS
					∞	4PK830	AC
					∞	4PK915	ALT, (PS)
					▲▲▲	CT666	CA
1.6, 1.6 i, 1.6 i 4x4	06/86-05/89	E16i, E16S	54-62	1597	∞	AVX13X800	AC
					∞	AVX13X925	PS
					∞	4PK1010	ALT, FOR ALT: 70A

NISSAN





NISSAN

SUNNY II (B12)



1.7 D	01/86-06/91	CD17	40	1681	4PK995 CT666 CT666K1	ALT, FOR ALT: 60A CA CA
1.8 GTI 16V	01/89-06/91	CA18D	92	1809	AVX13X825 AVX13X850 AVX13X850 AVX13X850 CT614	ALT, ⇨03/1987 ALT, 03/1987⇨ ALT, 08/1986⇨, (AUTOM) AC CA
					4PK715 4PK938 6PK730 6PK884 CT515	ALT, (AC) PS ALT AC CA

SUNNY II (N13)

1.3	06/86-10/91	E13S	44	1269	AVX13X800 AVX13X925 4PK990 CT679 CT679K1	AC PS ALT CA CA
1.4 LX	10/88-08/91	GA14S	55	1392	4PK805 4PK810 4PK830 4PK915 CT666	ALT, (PS) PS AC ALT, (-PS) CA
1.5	06/86-10/88	E15S	52	1487	AVX13X800 AVX13X925 4PK995 CT666 CT666K1	AC PS ALT CA CA
1.6 4x4	07/86-10/88	GA16S	66	1597	AVX13X800 AVX13X925 4PK1010 4PK815 4PK836 4PK915 4PK995 CT666 CT666K1	AC PS ALT, FOR ALT: 70A PS AC ALT ALT, FOR ALT: 60A CA CA
1.6 GTI 16V	02/87-05/89	CA16D	81	1598	4PK715 4PK938 6PK730 6PK884 CT515	ALT, (AC) PS ALT AC CA
1.6 i 12V	06/86-06/91	GA16i	66	1597	AVX13X800 AVX13X925 4PK1010 4PK810 4PK830 4PK915 4PK995 CT666 CT666K1	AC PS ALT, FOR ALT: 70A PS AC ALT ALT, FOR ALT: 60A CA CA
1.6, 1.6 i, 1.6 i 4x4	06/86-10/90	E16i, E16S	54-62	1597	AVX13X800 AVX13X925 4PK1010 4PK995 CT666 CT666K1	AC PS ALT, FOR ALT: 70A ALT, FOR ALT: 60A CA CA
1.7 D	06/86-01/91	CD17	40	1681	AVX13X825 AVX13X825 AVX13X850	ALT, 08/1986⇨, ⇨03/1987, (MANL) ALT, ⇨08/1986 AC





NISSAN						
SUNNY II (N13)						
↶					∞	AVX13X850 ALT, 03/1987⇔
					∞	AVX13X850 ALT, 08/1986⇔, ⇔03/1987, (AUTOM)
					▲▲▲	CT614 CA
					▲▲▲	CT933 INJP
					▲▲▲	CT933K1 INJP
1.8 GTI 16V	01/89-06/91	CA18D	92	1809	∞	4PK715 ALT, (AC)
					∞	4PK938 PS
					∞	6PK730 ALT
					∞	6PK884 AC
					▲▲▲	CT515 CA
SUNNY III (N14, Y10)						
1.4 i, 1.4 i 16V	10/90-06/95	GA14DE, GA14DS	55-64	1392	∞	4PK805 ALT, (PS)
					∞	4PK810 PS
					∞	4PK830 AC
					∞	4PK915 ALT, (-PS)
					▲▲▲	CT666 CA
1.6 16V 4x4, 1.6 i, 1.6 i 16V, 1.6 16V 4x4, 1.6 i 16V 4WD	10/90-03/00	GA16DE, GA16DS, GA16DEL	66-75	1597	∞	4PK805 ALT, (PS)
					∞	4PK810 PS
					∞	4PK830 AC
					∞	4PK915 ALT, (-PS)
					▲▲▲	CT666 CA
1.7 D	11/90-03/00	CD17	40	1681	∞	AVX13X675 PS
					∞	AVX13X850 AC
					∞	AVX13X850 ALT
					▲▲▲	CT614 CA, ⇔10/1993
					▲▲▲	CT916 CA, 11/1993⇔
2.0 D	10/90-03/00	CD20	55	1974	∞	AVX13X800 PS
					∞	AVX13X850 ALT
					▲▲▲	CT1005 INJP, 04/1996⇔
					▲▲▲	CT781 CA
					▲▲▲	CT933 INJP, ⇔03/1996
					▲▲▲	CT1005K1 INJP, 04/1996⇔
					▲▲▲	CT781K3 CA
					▲▲▲	CT933K1 ⇔03/1996, INJP
2.0 GTI 16V, 2.0 i 16V	10/90-05/95	SR20DE	105	1998	∞	4PK830 ALT, (AC)
					∞	4PK845 PS
					∞	6PK1033 ALT, (AC)
2.0 GTi-R 4x4	10/90-05/95	SR20DET	162	1998	∞	4PK830 ALT
					∞	4PK925 PS
TERRANO I (WD21)						
2.4 i 4WD	10/87-02/93	Z24i	76	2389	∞	AVX10X935 ALT
					∞	AVX13X1175 PS
					∞	AVX13X825 AC
2.7 TD 4WD	02/89-02/96	TD27T	73	2664	∞	AVX13X1150 PS
					∞	AVX13X1150 ALT
					∞	AVX13X925 AC
3.0 i 4WD	01/90-12/95	VG30E	109	2960	∞	AVX13X825 AC
					∞	AVX13X900 PS
					∞	AVX13X925 ALT
					▲▲▲	CT693 CA, ⇔05/1993
TERRANO II (R20)						
2.4 4WD, 2.4 i 12V 4WD	02/93-	KA24E	85-91	2389	∞	AVX10X900 ALT
					∞	AVX13X1150 PS
					∞	AVX13X925 AC
2.7 TD 4WD, 2.7 TDi 4WD	02/93-	TD27T, TD27Ti	74-92	2664	∞	AVX13X1150 ALT
					∞	AVX13X1150 PS
					∞	AVX13X925 AC
3.0 Di 4WD	05/02-	ZD30	113	2953	∞	7PK1642 ALT
TIIDA (C11X, SC1X)						
1.5 dCi	09/07-	K9K728	78	1461	∞	6PK1130 ALT
					⊙	AP9025 ALT, (Bosch), FOR ALT: 110A, OE-NO 23100-BN700, FOR ALT: 120A, OE-NO 23100-00QAU





NISSAN

TIIDA (C11X, SC1X)

1.6	09/07-	HR16DE	81	1598	AP9025	ALT, (Valeo), FOR ALT: 110A, OE-NO 23100-00Q2H, 23100-00Q2C
					CT1035	CA
					CT1035K2	CA
					7PK1040	ALT, (AC)
					7PK1145	ALT, (AC)

URVAN (E23)

2.0	07/81-11/82	H20	55	1982	AVX10X950	ALT
					AVX13X1350	AC
	12/82-11/88	Z20	64	1952	AVX10X888	ALT, MTR-CODE: Z20/ Z20S, ⇨07/1994
					AVX13X1125	PS, ⇨07/1994
					AVX13X850	AC, MTR-CODE: Z20/ Z20S, ⇨07/1994
2.2 D	07/81-11/82	SD22	47	2164	AVX13X1000	ALT
					AVX13X1500	ALT, AC
					AVX13X950	ALT
2.3 D	11/82-11/88	SD23	50-51	2289	AVX13X1000	ALT
					AVX13X1500	AC

URVAN (E24)

2.0	05/87-05/97	Z20	64	1952	AVX10X888	ALT, MTR-CODE: Z20/ Z20S, ⇨07/1994
					AVX13X1125	PS, ⇨07/1994
					AVX13X850	AC, MTR-CODE: Z20/ Z20S, ⇨07/1994
2.4 i	05/89-09/93	Z24i	74	2389	AVX10X950	ALT
					AVX13X1125	PS
					AVX13X850	AC
					AVX13X925	ALT
2.5 D	05/89-10/96	TD25	59	2494	AVX13X1150	ALT
					AVX13X1150	PS
					AVX13X925	AC

VANETTE (C22)

2.0 D	07/91-01/95	LD20II	49	1952	17X1000Li	ALT, ⇨01/1992
					AVX13X1050	ALT, 01/1992⇨
					AVX13X750	PS
					AVX13X925	AC
					CT843	CA
					CT843K1	CA
	10/86-12/95	LD20	47-49	1952	AVX13X1050	ALT, 01/1992⇨
					AVX13X750	PS
					AVX13X925	AC
					CT843	CA
					CT843K1	CA
2.4 i	10/86-12/95	Z24i	74-77	2389	AVX13X1125	PS
					AVX13X925	ALT
					AVX13X925	AC
























































VANETTE (KC120)

1.5	01/83-12/87	A15	51	1488	AVX10X975	ALT
					AVX13X850	AC

VANETTE CARGO (HC 23)

1.6 i	01/95-	GA16DE	71-72	1597	4PK810	PS
					4PK830	AC
					4PK915	ALT
2.0 D	11/82-06/87	LD20	43	1952	AVX13X850	AC
					AVX17X950	ALT
2.0 D	01/95-	LD20	49	1952	AVX13X1050	ALT
					AVX13X750	PS
					AVX13X925	AC
					CT843	CA
					CT843K1	CA
2.3 D	01/95-	LD23	55	2283	2XAVX13X1100	ALT
					AVX13X850	PS
					AVX13X950	AC
					CT917	CA



					ContiTech	
NISSAN						
X-TRAIL (T30)						
 2.0, 2.0 4x4	07/01-	QR20DE	103-110	1998	 6PK2245	ALT
2.2 dCi, 2.2 dCi 4x4, 2.2 DCi FWD, 2.2 Di 4x4	06/01-	YD22DDTi, YD22ETi	84-100	2184	 AVX13X938	AC
2.5 4x4	01/03-	QR25DE	121	2488	 6PK2245	ALT
X-TRAIL (T31)						
2.0 dCi	06/07-	M9R	110	1995	 7PK1970	ALT
OPEL						
ADAM						
1.2	10/12-	A12XEL	51	1229	 6PK1205  6PK1388	ALT, (AC) ALT, (AC)
1.4	10/12-	A14XEL, A14XER	64-74	1398	 6PK1205  6PK1388	ALT, (AC) ALT, (AC)
AGILA (A) (H00)						
1.0, 1.0 12V	09/00-12/07	Z10XE, Z10XEP	43-44	973-998	 5PK1230  5PK1355	ALT, WP ALT, WP, AC
1.2 16V	09/00-12/07	Z12XE	55	1199	 5PK1230  5PK1355	ALT, WP ALT, WP, AC
1.2 16V Twinport	07/04-12/07	Z12XEP	59	1229	 5PK1230  5PK1355	ALT, (AC) ALT, (AC)
1.3 CDTI	08/03-12/07	Z13DT	51	1248	 6PK1180  6PK1318  AP9035	ALT ALT, AC ALT, (Valeo), OE-NO 13117278, FOR ALT: 70A, OE-NO 13117279, FOR ALT: 100A
AGILA (B) (H08)						
1.0, 1.0 LPG	04/08-	K10B	48-50	996	 4PK765  5PK890	AC WP
1.2, 1.2 LPG	04/08-	K12B	63-69	1242	 4PK765  5PK890	AC WP
1.3 CDTI	04/08-	Z13DTJ, D13A	55	1248	 6PK1180  6PK1318	ALT, (AC) ALT, (AC)
ANTARA						
2.0 CDTI	05/06-	Z20DMH, Z20S	93-110	1991	 6PK2065  AP9060  CT1121  CT1121K1	ALT ALT, (KDAC), FOR ALT: 120A, OE-NO 96627029, 96866018, 96988215 CA CA
	09/08-	Z20DM	93	1991	 6PK2065  AP9060  CT1121  CT1121K1	CA ALT, (KDAC), FOR ALT: 120A, OE-NO 96627029, 96866018, 96988215 CA CA
2.4	05/06-	Z24XED	104	2405	 6PK1893  CT924  CT924K1	AC, PS CA CA
3.2 V6	03/07-	Z32SEE, 10HM	167	3195	 6PK2404	ALT
ARENA (TF, TB, THB)						
1.9 D	03/98-08/01	F8Q606, F8Q600	44	1870	 6PK1138  CT935  CT935K1  CT935K2	ALT CA CA CA
2.5 D	03/98-08/01	S8U758, S8U780, S8U782	55	2499	 CT1038  CT1038K1	CA CA
ASCONA B (81_, 86_, 87_, 88_)						
1.3 N, 1.3 S	03/79-08/81	13N, 13S	44-55	1297	 AVX10X950  AVX10X950  CT504  CT504WP1	ALT FAN CA CA
1.6 N, 1.6 S	09/75-08/81	16N, 16S	44-55	1584	 AVX10X888  AVX10X900	ALT ALT
1.9 N	08/76-08/81	19N	55	1897	 AVX10X888	ALT





ContiTech



OPEL

ASCONA B (81_, 86_, 87_, 88_) ↵

1.9 S	09/75-08/81	19S	66	1897	AVX10X900	ALT
2.0 D	08/78-08/81	20D	43	1998	AVX10X888	ALT, (AC)
					AVX10X900	ALT
					AVX10X800	VACP
2.0 E, 2.0 N, 2.0 S	08/77-08/81	20E, 20N, 20S	66-81	1979	AVX10X888	AC
					AVX10X888	ALT
					AVX10X900	ALT

ASCONA C (81_, 84_, 86_, 87_, 88_, 89_) ↵

1.3 N, 1.3 S	09/81-08/86	13N, 13S	44-55	1297	AVX10X875	ALT
1.6	09/81-08/88	16N	55	1598	CT504	CA
					CT504WP1	CA
					AVX10X850	PS
1.6 D	09/86-08/88	16SV	60	1598	AVX10X913	ALT
					CT720	CA
					CT720WP1	CA, CH-NO 14054371↵, 14058656↵
1.6 D	03/82-08/88	16D, 16DA	40	1598	AVX10X850	PS
					AVX10X913	ALT
					CT529	CA, ↵MTR-NO (14/25)498630, (MANL), ↵MTR-NO (14/25)503756, (AUTOM)
1.6 i, 1.6 i KAT	09/86-08/88	C16LZ, C16NZ, E16NZ, E16LZ	55	1598	CT540	CA, MTR-NO (14/25)498631↵, (MANL), MTR-NO (14/25)503757↵, (AUTOM)
					CT529K1	CA, MTR-CODE: 16D
					CT540K1	CA, MTR-CODE: 16DA
1.6 S	09/86-08/88	16SH	66	1598	CT540WP1	CA, MTR-CODE: 16DA
					AVX10X850	PS
					AVX10X913	ALT
1.8	09/87-08/88	E18NV	62	1796	CT874	CA, ↵MTR-NO 02J22349
					CT874	CA, MTR-NO 02J22350↵
					CT558WP1	CA, ↵MTR-NO 02J22349
1.8 E, 1.8 i	01/85-08/86	18E, C18NE, S18NV	74-85	1796	AVX10X850	PS
					AVX10X888	ALT
					CT720	CA
2.0 i, 2.0 i GT, 2.0 i KAT	09/86-08/88	C20NE, 20SEH, 20NE, 20NEF	74-95	1998	AVX10X850	PS
					AVX10X925	ALT
					CT720	CA
1.4	09/91-09/93	14NV	55	1389	CT720WP1	CA
					AVX10X913	ALT, ↵CH-NO S2500015, R5999999, R8999999
					AVX10X925	ALT, CH-NO S2500015↵, R5999999↵, R8999999↵

ASTRA F (51_, 52_, 53_, 54_, 55_, 56_, 57_, 58_, 59_, 53_B) ↵

1.4	09/91-09/93	14NV	55	1389	CT874	CA
					CT874K1	CA
					CT874WP2	CA, MTR-NO 19311739↵
1.4 i	09/92-01/98	14SE	60	1389	CT874	CA
					CT874K1	CA
					CT874WP2	CA





OPEL

ASTRA F (51_, 52_, 53_, 54_, 55_, 56_, 57_, 58_, 59_, 53_B)

					5PK985 6PK1460 6PK1800 CT874 CT874K1 CT874WP2	ALT, PS, ⇨08/1992 ALT, PS, 09/1992⇨ ALT, PS, AC CA CA CA, MTR-NO 19311739⇨
1.4 i 16V	01/96-03/01	X14XE	66	1389	6PK1530 6PK1800 6PK894 CT873 CT873K1 CT873WP4	ALT, (PS), (-AC) ALT, (PS), (AC) ALT, (PS), (-AC) CA CA CA
1.4 Si	03/92-03/01	C14SE	60	1389	AVX10X913 AVX10X925 5PK985 6PK1460 6PK1800 CT874 CT874K1 CT874WP2	ALT, ⇨CH-NO S2500015, R5999999, R8999999 ALT, CH-NO S2500015⇨, R5999999⇨, R8999999⇨ ALT, PS, ⇨08/1992 ALT, PS, 09/1992⇨ ALT, PS, AC CA CA CA
1.6	09/95-09/98	16LZ2, 16NZR	55	1598	AVX10X925 6PK1800 6PK1900 CT866 CT874 CT866K1 CT874K1	LENGTH 1 mm, ALT, MTR-CODE: 16NZR ALT, PS, AC, MTR-CODE: 16NZR ALT, PS, AC, MTR-CODE: 16LZ2 CA, MTR-CODE: 16LZ2 CA, MTR-CODE: 16NZR CA, MTR-CODE: 16LZ2 CA, MTR-CODE: 16NZR
1.6 i	03/93-08/96	X16SZ, X16SZR	52-55	1598	AVX10X913 AVX10X925 6PK1460 6PK1800 CT874 CT874K1 CT874WP2	ALT, (PS), (-AC), ⇨CH-NO S2500015, R5999999, R8999999 ALT, (PS), (-AC), CH-NO S2500015⇨, R5999999⇨, R8999999⇨ ALT, (PS), (-AC) ALT, (PS), (AC) CA CA CA
1.6 i 16V	08/94-09/98	X16XEL	74	1598	AVX10X913 AVX10X925 6PK1530 6PK1800 CT873 CT873K1 CT873WP4	ALT, (PS), (-AC), ⇨CH-NO S2500015, R5999999, R8999999 ALT, (PS), (-AC), CH-NO S2500015⇨, R5999999⇨, R8999999⇨ ALT, (PS), (-AC) ALT, (PS), (AC) CA CA CA
1.6 i, 1.6 Si	09/91-09/98	C16SE, C16NZ, X16SZR	55-74	1598	AVX10X913 AVX10X925 5PK985 6PK1460 6PK1800 CT874 CT874K1 CT874WP2	ALT, ⇨CH-NO S2500015, R5999999, R8999999 ALT, CH-NO S2500015⇨, R5999999⇨, R8999999⇨ ALT, PS, ⇨08/1992 ALT, PS, 09/1992⇨ ALT, PS, AC CA CA CA
1.7 D	12/91-09/92	17D	42	1700	AVX10X813 AVX10X925 CT540 CT871 CT540K1 CT540WP1	PS ALT CA, ⇨MTR-NO (14/25)363651 CA, MTR-NO (14/25)363652⇨ CA, ENGINE: Opel, ⇨MTR-NO 14363651 CA, ENGINE: Opel, ⇨MTR-NO 14363651



OPEL

ASTRA F (51_52_53_54_55_56_57_58_59_53_B)

↔	07/92-09/98	17DR	44	1700	AVX10X813 AVX10X925 CT540 CT871 CT540K1 CT871K2 CT540WP1	PS ALT CA, ⇨MTR-NO (14/25)363651 CA, MTR-NO (14/25)363652⇨ CA, ⇨MTR-NO (14/25)363651 CA, MTR-NO (14/25)363652⇨ CA, ⇨MTR-NO (14/25)363651
1.7 TD	08/94-01/99	X17DTL	50	1700	AVX10X813 AVX10X925 CT871 CT871K2	PS ALT CA CA, ENGINE: Opel
1.7 TDS	12/91-09/98	17DT (TC4EE1), X17DT (TC4EE1)	60	1686	AVX10X950 AVX13X915 AVX13X925 CT748 CT748K5 CT748K6	PS ALT, AC ALT CA CA, ⇨MTR-NO 855 805, ENGINE: Isuzu CA, MTR-NO 855 806⇨, ENGINE: Isuzu
1.8 i	09/91-09/98	C18NZ	66	1796	AVX10X800 AVX10X925 AVX10X925 6PK1725 6PK1900 CT720 CT866 CT866K1 CT720WP1	PS, ⇨08/1992 ALT, (PS), ⇨08/1992 ALT, ⇨08/1992 ALT, PS, 09/1992⇨ ALT, PS, AC CA, ⇨MTR-NO (14/25)254438, ⇨12/1992 CA, MTR-NO (14/25)254439⇨, 01/1993⇨ CA, MTR-NO 14142839⇨ CA, ⇨MTR-NO 14142838, ⇨12/1992
1.8 i 16V	06/93-03/01	C18XE, C18XEL, X18XE	85-92	1799	6PK1725 6PK1900 CT870 CT870K1 CT870WP2	ALT, (AC) ALT, (AC) CA CA CA
2.0 GSI 16V, 2.0 i 16V	09/91-01/98	C20XE	110	1998	AVX10X788 AVX10X925 6PK1725 6PK1900 CT724 CT871 CT724K1 CT871K1	PS, ⇨08/1992 ALT, ⇨08/1992 ALT, PS, 09/1992⇨ ALT, PS, AC, 09/1992⇨ CA, ⇨MTR-NO (14/25)142838 CA, MTR-NO (14/25)142839⇨ CA, ⇨MTR-NO 14142838 CA, MTR-NO 14142839⇨
2.0 i	09/91-09/98	C20NE	85	1998	AVX10X788 AVX10X925 6PK1725 6PK1900 CT720 CT866 CT866K1 CT720WP1	PS, ⇨08/1992 ALT, ⇨08/1992 ALT, (AC), 09/1992⇨ ALT, (AC) CA, ⇨MTR-NO (14/25)608700, ⇨12/1992 CA, MTR-NO (14/25)608701⇨, 01/1993⇨ CA, MTR-NO 14608701⇨ CA, ⇨MTR-NO 14608700, ⇨12/1992
2.0 i 16V	02/95-09/98	X20XEV	100	1998	6PK1725 6PK1900 CT870 CT870K1 CT870WP2	ALT, (AC) ALT, (AC) CA CA CA
ASTRA F CLASSIC						
1.4 i	01/98-01/05	X14NZ	44	1389	AVX10X925 6PK1460 CT874 CT874K1 CT874WP2	ALT, (-PS), (-AC) ALT, PS, (-AC) CA CA CA
	03/98-08/00	X14XE	66	1389	6PK1530 6PK1800 6PK894	ALT, (PS), (-AC) ALT, (PS), (AC) ALT, (-PS), (-AC)





OPEL						
ASTRA F CLASSIC						
					CT873 CT873K1 CT873WP4	CA CA CA
1.6 i	01/98-01/05	X16SZR	55	1598	AVX10X925 6PK1460 CT874 CT874K1 CT874WP2	ALT, (-PS), (-AC) ALT, PS, (-AC) CA CA CA
1.6 i 16V	01/98-01/05	X16XEL	74	1598	AVX10X925 6PK1530 CT873 CT873K1	ALT, (-PS), (-AC) ALT, PS, (-AC) CA CA
ASTRA G (F07_, F08_, F35_, F48_, F69_, F70_)						
1.2 16V	02/98-01/05	X12XE, Z12XE	48-55	1199	5PK1230 5PK1360	ALT ALT, AC
1.4	09/07-12/09	Z14XEP	66	1364	5PK1355	ALT
1.4 16V	02/98-01/05	X14XE, Z14XE	66	1389	5PK1212 5PK940 AP9003 CT975 CT975K2 CT975K3 CT975WP1 CT975WP3 CT975WP6	ALT, (AC) ALT, (AC) ALT, (Bosch), FOR ALT: 120A, OE-NO 9195336, CH-NO C 12257453⇒ CA CA, ⇒MTR-NO 02HL5117, 20041690 CA, MTR-NO 02HL5118⇒, 20041691⇒ CA, MTR-NO 02MV7225⇒, 20U75999⇒ CA, MTR-NO 02HL5118⇒, 20041691⇒, ⇒MTR-NO 02MV7224, 20U75998 CA, ⇒MTR-NO 02HL5117, 20041690
1.6	09/00-04/05	Z16SE	62	1598	5PK1212 5PK940 AP9003 CT874 CT874K1 CT874WP1 CT874WP2	ALT, AC ALT ALT, (Bosch), FOR ALT: 120A, OE-NO 9195336 CA CA CA, MTR-NO 02MZ5254⇒, 20U75999⇒ CA, ⇒MTR-NO 02MZ5253, 20U75998
	02/98-09/00	X16SZR	55	1598	5PK1212 5PK940 AP9003 CT874 CT874K1 CT874WP1 CT874WP2	ALT, AC ALT ALT, (Bosch), FOR ALT: 120A, OE-NO 9195336, CH-NO C 15257664⇒ CA CA CA, MTR-NO 02MZ5254⇒ CA, ⇒MTR-NO 02MZ5253
1.6 16V	03/01-10/05	Z16XE	74	1598	5PK1212 5PK940 AP9003 CT975 CT975K2 CT975K3 CT975WP1 CT975WP3 CT975WP6	ALT, (AC) ALT, (AC) ALT, (Bosch), FOR ALT: 120A, OE-NO 9195336 CA CA, ⇒MTR-NO 02HL5117, 20041690 CA, MTR-NO 02HL5118⇒, 20041691⇒ CA, MTR-NO 02MV7225⇒, 20U75999⇒ CA, MTR-NO 02HL5118⇒, 20041691⇒, ⇒MTR-NO 02MV7224, 20U75998 CA, ⇒MTR-NO 02HL5117, 20041690
	09/98-01/05	X16XEL, Z16XE, C16SEL	74	1598	5PK1212 5PK940 AP9003 AP9003 CT975 CT975K2	ALT, (AC) ALT, (AC) ALT, (Bosch), FOR ALT: 120A, OE-NO 9195336, ALT, (Bosch), FOR ALT: 120A, OE-NO 9195336, MTR-CODE: X 16 XEL, CH-NO C 4G000001⇒ ALT, (Bosch), FOR ALT: 120A, OE-NO 9195336, MTR-CODE: Z 16 XE CA CA, ⇒MTR-NO 02HL5117, 20041690





ContiTech



OPEL

ASTRA G (F07_, F08_, F35_, F48_, F69_, F70_) ↩

					CT975K3 CT975WP1 CT975WP3 CT975WP6	CA, MTR:NO 02HL5118⇒, 20041691⇒ CA, MTR:NO 02MV7225⇒, 20U75999⇒ CA, MTR:NO 02HL5118⇒, 20041691⇒, ⇒MTR:NO 02MV7224, 20U75998 CA, ⇒MTR:NO 02HL5117, 20041690
1.6 CNG	03/03-07/04	Z16YNG	71	1598	5PK1212 5PK940 AP9003 CT975 CT975K3 CT975WP1	ALT, (AC) ALT, (AC) ALT, (Bosch), FOR ALT: 120A, OE-NO 9195336 CA CA CA
1.6, 1.6 16V	12/02-12/09	Z16XEP	76	1598	5PK1450 5PK1546 VD1106 CT1077 CT1077K1 CT1077WP1	ALT, (AC) ALT, AC CA CA CA
1.7 CDTI	04/03-07/09	Z17DTL	59	1686	6PK1275 6PK1623 6PK1275D1 6PK1623D1 AP9044 AP9044 VD1068 MS31 CT1078 CT1078K1	ALT, (AC), MTR-CODE: Z17DTL ALT, AC, MTR-CODE: Z17DTL ALT, (AC), MTR-CODE: Z17DTL, MTR-NO 614509⇒ ALT, AC, MTR-CODE: Z17DTL, MTR-NO 614509⇒ ALT, (Hitachi), FOR ALT: 100A, OE-NO 97355198, FOR ALT: 110A, OE-NO 97363832, 98056439 ALT, (Delco Remy), FOR ALT: 100A, OE-NO 97369507, 97369508, FOR ALT: 110A, OE-NO 93175799, 93175944, 97189113, 97363833, 98056440 MTR:NO 0614509⇒ ONLY WITH VD1068 CA, MTR-CODE: Z17DTL CA, MTR-CODE: Z17DTL
1.7 DTI 16V	02/00-01/05	Y17DT	55	1686	6PK1250 6PK1590 CT1014 CT1014K2 CT1014K3	ALT, (AC) ALT, (AC) CA CA, MTR:NO 328705⇒ CA, ⇒MTR:NO 328704
1.7 TD	02/98-04/05	X17DTL	50	1700	AVX10X925 4PK885 CT871 CT871K2	ALT AC CA CA, ENGINE: Opel
1.8	02/03-01/04	Z18XEL	81	1796	5PK1212 5PK940 AP9003 CT975 CT975K3 CT975WP2	ALT, (AC) ALT, (AC) ALT, (Bosch), FOR ALT: 120A, OE-NO 9195336 CA CA CA
1.8 16V	02/98-10/05	X18XE1, Z18XE	85-92	1796	5PK1212 5PK940 AP9003 CT975 CT975K2 CT975K3 CT975WP2 CT975WP5	ALT, (AC) ALT, (AC) ALT, (Bosch), FOR ALT: 120A, OE-NO 9195336 CA CA, ⇒MTR:NO 02HL5117, 20041690 CA, MTR:NO 02HL5118⇒, 20041691⇒ CA, MTR:NO 02HL5118⇒, 20041691⇒ CA, ⇒MTR:NO 02HL5117, 20041690
2.0 16V	02/98-01/05	X20XEV, C20SEL	100	1998	5PK1680 5PK940 AP9003 CT1023 CT1023K1	ALT, AC ALT ALT, (Bosch), FOR ALT: 120A, OE-NO 9195336 CA CA
2.0 16V OPC	11/99-09/02	X20XER	118	1998	5PK1680	ALT, AC





OPEL						
ASTRA G (F07_, F08_, F35_, F48_, F69_, F70_) ↩						
					5PK940 AP9003 CT1023 CT1023K2	ALT ALT, (Bosch), FOR ALT: 120A, OE-NO 9195336 CA CA
2.0 16V Turbo, 2.0 OPC	09/00-10/05	Z20LET	140-147	1998	5PK1680 CT1023 CT1023K2	ALT, AC CA CA, ⇨ 12/2003
2.0 DI, 2.0 DTI 16V	02/98-04/05	X20DTH, X20DTL, Y20DTH, Y20DTL	60-74	1995	6PK1800 6PK1873 6PK1800D1 6PK1873D1 VD1031 MS03	ALT, (AC) ALT, (AC) ALT, (AC) ALT, (AC) ONLY WITH VD1031
2.2 16V	09/00-10/05	Z22SE	108	2198	5PK1030 5PK880	ALT, (AC) ALT, (AC)
2.2 DTI	09/02-10/05	Y22DTR	92	2172	6PK1805 6PK1873 VD1031 MS03	ALT, (AC), MTR-CODE: Y22DTR ALT, (AC), MTR-CODE: Y22DTR ONLY WITH VD1031
ASTRA GTC J						
1.4	10/11-	A14XER	74	1398	5PK1212 5PK1334 5PK1397 6PK1205 6PK1400	ALT, (AC), CH-NO C000001⇨, C100001⇨, C300001⇨, C800001⇨, CG00001⇨ ALT, (AC), CH-NO C0⇨, C1⇨, C3⇨, C8⇨, CG⇨, OE-NO 1340017 ALT, (AC), CH-NO C0000001⇨, C1000001⇨, C3000001⇨, C8000001⇨, CG000001⇨, ⇨CH-NO C0, C1, C3, C8, CG, OE-NO 1340018, 1340053 ALT, (AC), ⇨CH-NO B3999999, B8999999, BG999999 ALT, (AC), ⇨CH-NO B3999999, B8999999, BG999999
		A14NEL, A14NET	88-103	1364	5PK1212 5PK1397 6PK1205 6PK1400	ALT, (AC), CH-NO C1000001⇨, C3000001⇨, C8000001⇨, CG000001⇨ ALT, (AC), CH-NO C0000001⇨, C1000001⇨, C3000001⇨, C8000001⇨, CG000001⇨ ALT, (AC), ⇨CH-NO B3999999, B8999999, BG999999 ALT, (AC), ⇨CH-NO B3999999, B8999999, BG999999
ASTRA H						
1.2	08/05-	Z12XEP	59	1229	5PK1230 5PK1355	ALT, (AC) ALT, (AC)
	10/06-	X12XE	48	1199	5PK1230 5PK1360	ALT, (AC) ALT, (AC)
1.3 CDTI	04/05-	Z13DTH	66	1248	6PK1180 6PK1310 AP9035	ALT, (AC) ALT, (AC) ALT, (Valeo), OE-NO 13117278, 13283343, FOR ALT: 70A, OE-NO 13117279, 13283344, FOR ALT: 100A
1.4, 1.4 LPG	03/04-	Z14XEL, Z14XEP	55-66	1364	5PK1230 5PK1355	ALT, (AC) ALT, (AC)
1.6, 1.6 Turbo	03/04-	Z16XE1, A16XER, Z16XEP, A16XER, Z16LET, Z16XER	77-132	1598	5PK1450 5PK1546 VD1106 CT1077 CT1077K1 CT1077WP1	ALT, (AC) ALT, (AC) CA CA CA
1.7 CDTI	03/04-	Z17DTH	74	1686	6PK1275 6PK1623 6PK1275D1 6PK1623D1	ALT, (AC) ALT, (AC) ALT, (AC) ALT, (AC)



OPEL

ASTRA H



					AP9044 ALT, (Delco Remy), FOR ALT: 100A, OE-NO 97369507, 97369508, FOR ALT: 110A, OE-NO 93175799, 93175944, 97189113, 97363833, 98056440 AP9044 ALT, (Hitachi), FOR ALT: 100A, OE-NO 97355198, FOR ALT: 110A, OE-NO 97363832, 98056439 VD1068 MS31 ONLY WITH VD1068 CT1078 CA CT1078K1 CA
	Z17DTL		59	1686	6PK1275 ALT, (AC) 6PK1623 ALT, (AC) 6PK1275D1 ALT, (AC) 6PK1623D1 ALT, (AC) AP9044 ALT, (Hitachi), FOR ALT: 100A, OE-NO 97355198, FOR ALT: 110A, OE-NO 97363832, 98056439 ALT, (Delco Remy), FOR ALT: 100A, OE-NO 97369507, 97369508, FOR ALT: 110A, OE-NO 93175799, 93175944, 97189113, 97363833, 98056440 AP9044 ALT, (Hitachi), FOR ALT: 100A, OE-NO 97355198, FOR ALT: 110A, OE-NO 97363832, 98056439 ALT, (Delco Remy), FOR ALT: 100A, OE-NO 97369507, 97369508, FOR ALT: 110A, OE-NO 93175799, 93175944, 97189113, 97363833, 98056440 VD1068 MS31 ONLY WITH VD1068 CT1078 CA CT1078K1 CA
	02/07-	A17DTJ, A17DTR, Z17DTJ, Z17DTR	81-92	1686	6PK1250 ALT, (AC) 6PK1605 ALT, (AC) AP9044 ALT, (Delco Remy), FOR ALT: 100A, OE-NO 98031154, FOR ALT: 140A, OE-NO 98031155 CA CT1014 CT1014K5 CA
1.8	03/04-	Z18XE	92	1796	5PK1212 ALT, (AC) 5PK940 ALT, (AC) CT975 CA, MTR-CODE: Z18XE CT975K3 CA, MTR-CODE: Z18XE CT975WP2 CA, MTR-CODE: Z18XE
	08/05-	Z18XER, A18XER	103	1796	5PK1450 ALT, (AC) 5PK1546 ALT, (AC) VD1106 CA CT1077 CA CT1077K1 CA CT1077WP1 CA
1.9 CDTI	09/04-	Z19DTH	110	1910	6PK1050 ALT, (AC) 6PK1370 ALT, (AC), OE-NO 93 185 361 6PK1380 ALT, (AC), OE-NO 55 561 329 6PK1050D1 ALT, (AC), CH-NO 72156709⇨, 75189053⇨, 78104401⇨ 6PK1370D1 ALT, (AC), MTR-NO 72156709⇨, 75189053⇨, 78104401⇨, OE-NO 93 185 361 AP9017 ALT, (Denso), FOR ALT: 100A, OE-NO 93180098, FOR ALT: 120A, OE-NO 93180102, FOR ALT: 130A, OE-NO 93180104 AP9028 ALT, (Bosch), OE-NO 93191921, FOR ALT: 120A, OE-NO 93191922, FOR ALT: 140A VD1065 ⇨CH-NO 72156708, 75189052, 78104400 VD1067 CH-NO 72156709⇨, 75189053⇨, 78104401⇨, 8B000001⇨ MS30 ONLY WITH VD1067 CT1105 CA, MTR-CODE: Z19DTH CT1105K1 CA, MTR-CODE: Z19DTH CT1105WP1 CA, MTR-CODE: Z19DTH
	06/04-	Z19DT, Z19DTL	74-88	1910	6PK1050 ALT, (AC)





OPEL						
ASTRA H						
↔					6PK1370 6PK1380 AP9017 AP9028 VD1065 CT1106 CT1106K1 CT1106WP1	ALT, (AC), OE-NO 93 185 361 ALT, (AC), OE-NO 55 561 329 ALT, (Denso), FOR ALT: 100A, OE-NO 93180098, FOR ALT: 120A, OE-NO 93180102, FOR ALT: 130A, OE-NO 93180104 ALT, (Bosch), OE-NO 93191921, FOR ALT: 120A, OE-NO 93191922, FOR ALT: 140A ⇨CH-NO 5545149 CA, MTR-CODE: Z19DT CA, MTR-CODE: Z19DT CA, MTR-CODE: Z19DT
1.9 CDTi, 1.9 CDTi 16V	04/04-	Z19DTH, Z19DTJ	88-110	1910	6PK1050 6PK1370 6PK1380 6PK1050D1 6PK1370D1 AP9017 AP9028 VD1065 VD1067 MS30 CT1105 CT1105K1 CT1105WP1	ALT, (AC) ALT, (AC), OE-NO 93 185 361 ALT, (AC), OE-NO 55 561 329 ALT, (AC), CH-NO 72156709⇨, 75189053⇨, 78104401⇨ ALT, (AC), CH-NO 72156709⇨, 75189053⇨, 78104401⇨, OE-NO 93 185 361 ALT, (Denso), FOR ALT: 100A, OE-NO 93180098, FOR ALT: 120A, OE-NO 93180102, FOR ALT: 130A, OE-NO 93180104 ALT, (Bosch), OE-NO 93191921, FOR ALT: 120A, OE-NO 93191922, FOR ALT: 140A ⇨CH-NO 72156708, 75189052, 78104400 CH-NO 72156709⇨, 71589053⇨, 78104401⇨, 8B000001⇨ ONLY WITH VD1067 CA, MTR-CODE: Z19DTH CA, MTR-CODE: Z19DTH CA, MTR-CODE: Z19DTH
2.0 Turbo	03/04-	Z20LEH, Z20LEL, Z20LER	125- 177	1998	5PK1680 CT1023 CT1023K3	ALT, AC, FOR ALT: 120A CA CA
ASTRA J						
1.4	12/09-	A14XEL, A14XER	64-74	1398	5PK1212 5PK1334 5PK1397 6PK1205 6PK1400	ALT, (AC), CH-NO C000001⇨, C100001⇨, C300001⇨, C800001⇨, CG00001⇨ ALT, (AC), CH-NO C0⇨, C1⇨, C3⇨, C8⇨, CG⇨, OE- NO 1340017 ALT, (AC), CH-NO C0000001⇨, C1000001⇨, C3000001⇨, C8000001⇨, CG000001⇨, ⇨CH- NO C0, C1, C3, C8, CG, OE-NO 1340018, 1340053 ALT, (AC), ⇨CH-NO B3999999, B8999999, BG999999 ALT, (AC), ⇨CH-NO B3999999, B8999999, BG999999
1.4 LPG, 1.4 Turbo	12/09-	A14NEL, A14NET	88-103	1364	5PK1212 5PK1397 6PK1205 6PK1400	ALT, (AC), CH-NO C1000001⇨, C3000001⇨, C8000001⇨, CG000001⇨ ALT, (AC), CH-NO C0000001⇨, C1000001⇨, C3000001⇨, C8000001⇨, CG000001⇨ ALT, (AC), ⇨CH-NO B3999999, B8999999, BG999999 ALT, (AC), ⇨CH-NO B3999999, B8999999, BG999999
1.6, 1.6 Turbo	12/09-	A16XER, A16LET	85-132	1598	6PK1555 CT1077 CT1077K1 CT1077WP1	ALT, (AC) CA CA CA
1.7 CDTi	12/09-	A17DTJ, A17DTC, A17DTE, A17DTR	81-92	1686	6PK1244 6PK1715 CT1014 CT1014K5	ALT, (AC) ALT, (AC) CA CA

OPEL



ContiTech



OPEL

ASTRA J						
↔ 2.0 CDTI	12/09-	A20DTH	118	1956	∞ ▲▲▲	6PK1900 CT1105 ALT CA
CALIBRA A (85.)						
2.0 i 16V, 2.0 i 16V 4x4	06/90-02/94	C20XE	110	1998	∞ ∞ ∞ ∞ ∞ ∞ ∞ ∞ ∞ ▲▲▲ ▲▲▲ ▲▲▲	AVX10X1000 AVX10X685 AVX10X785 AVX10X913 AVX13X875 3PK690 6PK1725 6PK1900 CT724 CT871 CT724K1 CT871K1 ALT, FOR ALT: 90A, ↔08/1992 ALT, AC, ↔08/1992 PS, ↔08/1992 ALT, FOR ALT: 70A, ↔08/1992 AC, ↔08/1992 PS, ↔08/1992, (AC) ALT, PS, 09/1992↔ ALT, PS, AC, 09/1992↔ CA, ↔MTR-NO (14/25)142838 CA, MTR-NO (14/25)142839↔ CA, ↔MTR-NO 14142838 CA, MTR-NO 14142839↔
	02/94-07/97	X20XEV	100	1998	∞ ∞ ▲▲▲ ▲▲▲ ▲▲▲	6PK1725 6PK1900 CT870 CT870K1 CT870WP2 ALT, (AC) ALT, (AC) CA CA CA
2.0 i Turbo 4x4	03/92-07/97	C20LET	150	1998	∞ ∞ ▲▲▲ ▲▲▲ ▲▲▲ ▲▲▲	6PK1725 6PK1900 CT724 CT871 CT724K1 CT871K1 ALT, PS ALT, PS, AC CA, ↔MTR-NO (14/25)142838, ↔12/1992 CA, MTR-NO (14/25)142839↔, 01/1993↔ CA, ↔MTR-NO 14002934 CA, MTR-NO 14002935↔
2.0 i, 2.0 i 4x4	06/90-07/97	C20NE	85	1998	∞ ∞ ∞ ∞ ∞ ∞ ∞ ∞ ∞ ∞ ∞ ▲▲▲ ▲▲▲ ▲▲▲ ▲▲▲	AVX10X1000 AVX10X685 AVX10X800 AVX10X925 AVX10X940 AVX13X875 3PK690 6PK1725 6PK1900 CT720 CT866 CT866K1 CT720WP1 ALT, FOR ALT: 90A, ↔08/1992, CH-NO L ALT, AC, ↔08/1992, CH-NO L, M, N PS, ↔08/1992, CH-NO L, M, N ALT, FOR ALT: 70A, ↔08/1992 ALT, FOR ALT: 90A, ↔08/1992, CH-NO M, N AC, ↔08/1992, CH-NO L, M, N PS, ↔08/1992, (AC) ALT, (AC), 09/1992↔ ALT, (AC), 09/1992↔ CA, ↔MTR-NO (14/25)142838, ↔12/1992 CA, MTR-NO (14/25)142839↔, 01/1993↔ CA, MTR-NO 14608701↔ CA, ↔MTR-NO 14142838, ↔12/1992
2.5 i V6	04/93-07/97	X25XE, C25XE	125	2498	∞ ∞ ∞ ▲▲▲ ▲▲▲	6PK1900 6PK2020 6PK2260 CT884 CT884K1 ALT, WP, PS ALT, WP, AC, PS, CH-NO S9001730↔ ALT, WP, AC, PS, ↔CH-NO S9001729 CA CA
CAMPO (TF.)						
2.3, 2.3 4x4	08/91-09/96	4ZD1, 23P	69-72	2254- 2255	∞ ∞ ∞ ▲▲▲	AVX10X763 AVX13X1025 AVX13X875 CT716 AIRP PS ALT CA
2.5 D, 2.5 D 4x4	08/91-06/94	4JA1	56	2499	∞ ▲▲▲ ▲▲▲	AVX13X1375 CT508 CT508K1 PS CA CA
2.5 TD, 2.5 TD 4x4	07/94-	4JA1T	56	2499	∞ ▲▲▲ ▲▲▲	17X1000Li CT508 CT508K1 ALT CA CA
3.1 TD, 3.1 TD 4x4	12/92-	4JG2T	80	3059	∞ ▲▲▲ ▲▲▲	AVX13X1450 CT508 CT508K1 PS CA CA
COMBO						
1.3 CDTI 16V	10/04-	Y13DT, Z13DT, Z13DTJ	51-55	1248	∞ ∞	6PK1180 6PK1318 ALT, (AC) ALT, (AC)





ContiTech



OPEL

COMBO (71_)

		X17D (4EE1)				AVX13X915	ALT, AC
						AVX13X925	ALT
						CT748	CA
						CT748K5	CA, ENGINE: Isuzu, ⇨CH-NO R39....., R49....., R69.....
						CT748K6	CA, ENGINE: Isuzu, CH-NO S30.....⇨, S40.....⇨, S60.....⇨

COMMODORE C (14_, 19_, 61_)

2.5 E, 2.5 S	08/78-12/82	25E, 25S	85-96	2490		AVX10X1075	PS, (AC)
						AVX10X875	PS
						AVX10X888	ALT, (AUTOM)
						AVX10X900	ALT

CORSA A CC (93_, 94_, 98_, 99_)

1.0	09/82-03/93	10S	33	993		AVX10X925	ALT
1.2	09/82-08/90	12NC, E12GV	33	1196		AVX10X925	ALT
	02/86-04/89	12ST	40	1196		AVX10X875	ALT
1.2 i	09/89-03/93	C12NZ	33	1195		AVX10X913	ALT
						AVX10X875	ALT
						CT526	CA, 09/1986⇨
						CT874	CA
1.2 N, 1.2 S	09/82-03/93	12NV, 12ST	38-40	1196		CT874K1	CA
						CT874WP2	CA
						AVX10X875	ALT
						AVX10X913	ALT
1.3, 1.3 i, 1.3 S	09/82-09/90	13NB, 13SB, C13N	44-51	1297		CT526	CA
						AVX10X875	ALT, OE-NO 90169081, 90006259
						AVX10X913	ALT, OE-NO 90183440, 90351803
						CT504	CA
1.4 i	01/85-03/93	C14NZ	40-44	1389		CT504WP1	CA
						AVX10X875	ALT, OE-NO 90169081, 90006259
						AVX10X913	ALT, OE-NO 90183440, 90351803
						CT558	CA, ⇨MTR-NO (14/25)02J22349, (C14/C25) NZ19311737, (14/25)NV19307805
1.4 S	01/90-03/93	14NV	53	1389		CT874	CA, MTR-NO (C14/C25)NZ19311738⇨, (14/25)02J22350⇨, (14/25)NV19307806⇨
						CT874K1	CA, MTR-NO 19311738⇨
						CT558WP1	CA, ⇨MTR-NO 19311737
						CT874WP2	CA, MTR-NO 19311738⇨
1.4 Si	09/91-03/93	C14SE	60	1389		CT874WP2	CA, MTR-NO 19307805
						AVX10X875	ALT, OE-NO 90169081, 90006259
						AVX10X913	ALT, OE-NO 90183440, 90351803
						CT558	CA, ⇨MTR-NO (14/25)02J22349, (C14/C25) NZ19311737, (14/25)NV19307805
1.5 D, 1.5 TD	06/87-03/93	15D (4EC1), 15DT (T4EC1)	37-49	1488		CT874	CA, MTR-NO (C14/C25)NZ19311738⇨, (14/25)02J22350⇨, (14/25)NV19307806⇨
						CT874K1	CA, MTR-NO 02J22350⇨
						CT558WP1	CA, ⇨MTR-NO 02J22349
						CT874WP2	CA, MTR-NO 02J22350⇨
1.6 GSI	08/88-09/92	C16NZ	55	1598		AVX13X875	ALT
						CT748	CA
						CT748K4	CA, ENGINE: Isuzu
						CT874	CA
						CT874K1	CA, MTR-NO 02122350⇨
						CT874WP2	CA, MTR-NO 02122350⇨





OPEL						
CORSA A CC (93_, 94_, 98_, 99_) ↩						
	09/89-03/93	C16SEI	72	1598	AVX10X875 AVX10X913 CT558 CT874 CT874K1 CT558WP1 CT874WP2	ALT, OE-NO 90169081, 90006259 ALT, OE-NO 90183440, 90351803, 90466255 CA, ⇨ MTR-NO 02J22349 CA, MTR-NO 02J22350⇨ CA, MTR-NO 02J22350⇨ CA, ⇨ MTR-NO 02J22349 CA, MTR-NO 02122350⇨
1.6 GSI, 1.6 GSI KAT	05/88-03/93	C16SE, E16SE	74	1598	AVX10X875 AVX10X913 CT558 CT874 CT874K1 CT558WP1 CT874WP2	ALT, OE-NO 90169081, 90006259 ALT, OE-NO 90183440, 90351803, 90466255 CA, ⇨ MTR-NO 02J22349 CA, MTR-NO 02J22350⇨ CA, MTR-NO 02J22350⇨ CA, ⇨ MTR-NO 02J22349 CA, MTR-NO 02J22350⇨
CORSA A TR (91_, 92_, 96_, 97_) ↩						
1.0	09/82-09/92	10S	33	993	AVX10X925	ALT
1.2 i	09/89-03/93	C12NZ	33	1195	CT874 CT874K1 CT874WP2	CA CA CA
1.2 N	01/85-10/87	12NC, E12GV	33	1196	AVX10X925	ALT
1.2 S	09/82-03/93	12ST	40	1196	AVX10X875 AVX10X913 CT526	ALT, OE-NO 90169081, 90006259 ALT, OE-NO 90183440, 90351803 CA
	09/82-10/87	12S	43	1196	AVX10X875 AVX10X913 CT526	ALT ALT CA
1.3, 1.3 S	09/82-10/87	13NB, 13SB, C13N	44-51	1297	AVX10X875 AVX10X913 CT504 CT504WP1	ALT, OE-NO 90169081, 90006259 ALT, OE-NO 90183440, 90351803 CA CA
1.4 i	10/89-03/93	C14NZ	44	1389	CT874 CT874K1 CT874WP2	CA CA, MTR-NO 19311739⇨ CA, MTR-NO 19311739⇨
1.4 S	09/89-03/93	14NV	53	1389	CT874 CT874K1 CT874WP2	CA CA, MTR-NO 19307806⇨ CA, MTR-NO 19307806⇨
1.5 D, 1.5 TD	10/87-03/93	15D (4EC1), 15DT (T4EC1)	37-49	1488	AVX13X875 CT748 CT748K4	ALT CA CA, ENGINE: Isuzu
CORSA B (73_, 78_, 79_) ↩						
1.0 i 12V	11/96-09/00	X10XE	40	973	5PK1230 5PK1360	ALT, (PS, (-AC) ALT, (PS, AC
1.2 i	03/93-09/00	12NZ, C12NZ, X12SZ	33	1195	AVX10X913 AVX10X925 6PK1460 CT874 CT874K1 CT874WP2	ALT, ⇨ 08/1994 ALT, 09/1994⇨ ALT, (PS) CA CA CA
1.2 i 16V	03/98-09/00	X12XE	48	1199	5PK1230 5PK1360	ALT, (AC) ALT, (PS, AC
1.4	04/93-08/94	C14SE	54	1389	6PK1530 6PK1805 6PK894 CT873 CT873K1	ALT, (PS), (-AC) ALT, (AC) ALT, (-PS), (-AC) CA CA
1.4 i	08/99-09/00	X14SZ	44	1389	AVX10X925 6PK1460 6PK1800 CT874 CT874K1 CT874WP2	ALT ALT, (PS) ALT, (PS, AC) CA CA CA





ContiTech



OPEL

CORSA B (73_, 78_, 79_)
1.4 i 16V

08/97-09/00	C14SEL	63	1389	6PK1530 6PK1800 6PK894 CT873 CT873K1 CT873WP4	ALT, PS ALT, PS, AC ALT CA CA CA
09/94-09/00	X14XE	66	1389	6PK1530 6PK1800 6PK894 CT873 CT873K1 CT873WP4	ALT, PS, MTR-CODE: X14XE ALT, PS, AC, MTR-CODE: X14XE ALT, MTR-CODE: X14XE CA, MTR-CODE: X14XE CA, MTR-CODE: X14XE CA, MTR-CODE: X14XE
1.4 i, 1.4 Si	03/93-09/00 C14NZ, C14SE, X14SZ	44-60	1389	AVX10X913 AVX10X925 6PK1460 6PK1800 CT874 CT874K1 CT874WP2	ALT, ⇨08/1994 ALT, 09/1994⇨ ALT, PS ALT, PS, AC CA CA CA
1.5 D, 1.5 TD	03/93-09/00 15D (4EC1), 15DT (T4EC1), X15DT (T4EC1)	37-49	1488	AVX10X950 AVX13X915 AVX13X925 CT748 CT748K4	PS ALT, AC ALT CA CA, ENGINE: Isuzu
1.6 GSI 16V	03/93-09/00 C16XE	80	1598	6PK1530 6PK1800 6PK894 CT873 CT873K1 CT873WP4	ALT, PS ALT, AC ALT CA CA CA
1.6 i 16V	09/94-09/00 X16XE	78	1598	AVX10X913 6PK1530 6PK1800 CT873 CT873K1 CT873WP4	ALT ALT, PS ALT, PS, AC CA CA CA
1.7 D	02/96-09/00 17D (4EE1), X17D (4EE1)	44	1686	AVX10X950 AVX13X915 AVX13X925 CT748 CT748K5 CT748K6	PS ALT, AC ALT CA CA, ⇨MTR-NO 855 805, ENGINE: Isuzu CA, ENGINE: Isuzu, MTR-NO 855 806⇨

CORSA C (F08, F68, W5L)

1.0	09/00-	Z10XE	43	973	5PK1230 5PK1360	ALT ALT, AC
	06/03-	Z10XEP	44	998	5PK1230 5PK1355	ALT ALT, AC
1.2, 1.2 16V	09/00-	Z12XE	55	1199	5PK1230 5PK1355 5PK1360 5PK1370	ALT, (AC) ALT, (AC), CH-NO 23001843⇨, 14148763⇨, ⇨CH-NO 44001048, 36152608 ALT, (AC), ⇨CH-NO 23001842, 14148762, 26xxxxxx ALT, (AC), CH-NO 44001049⇨, 36152609⇨, 43xxxxxx⇨
1.2, 1.2 Twinport	07/04-	Z12XEP	59	1229	5PK1230 5PK1355 5PK1370	ALT, (AC) ALT, (AC), ⇨MTR-NO 36152608 ALT, (AC), MTR-NO 36152609⇨
1.3 CDTI, 1.3 CDTI 16V	06/03-	Z13DT	51	1248	6PK1180 6PK1318 AP9035	ALT ALT, AC ALT, (Valeo), OE-NO 13117278, 13283343, FOR ALT: 70A, OE-NO 13117279, 13283344, FOR ALT:





OPEL

CORSA C (F08, F68, W5L)

↔							100A
1.4	09/00-	Z14XE	66	1389	5PK1212 5PK940 AP9003 CT975 CT975K3 CT975WP1 CT975WP3	ALT, (AC) ALT, (AC) ALT, (Bosch), FOR ALT: 120A, OE-NO 9195336, CH-NO C 12257453↔ CA CA CA, MTR-NO 02MZ5254↔, 20U75999↔ CA, ↔MTR-NO 02MZ5253, 20U75998	
1.4, 1.4 Twinport	08/03-	Z14XEP	66	1364	5PK1230 5PK1370	ALT, PS, (-AC) ALT, PS, (AC)	
1.7 CDTI	06/03-	Z17DTH	74	1686	6PK1275 6PK1600 6PK1275D1 6PK1600D1 AP9044 AP9044 VD1068 MS31 CT1014 CT1014K2	ALT, PS, (-AC) ALT, PS, (AC) ALT, PS, (-AC), MTR-CODE: Z17DTH ALT, PS, (AC), MTR-CODE: Z17DTH ALT, (Hitachi), FOR ALT: 100A, OE-NO 97355198, FOR ALT: 110A, OE-NO 97363832, 98056439 ALT, (Delco Remy), FOR ALT: 100A, OE-NO 97369507, 97369508, FOR ALT: 110A, OE-NO 93175799, 93175944, 97189113, 97363833, 98056440 ONLY WITH VD1068 CA, MTR-CODE: Z17DTH CA, MTR-CODE: Z17DTH	
1.7 DI, 1.7 DI 16V, 1.7 DTI, 1.7 DTI 16V	09/00-	Y17DT, Y17DTL	48-55	1686	6PK1250 6PK1590 CT1014 CT1014K2 CT1014K3	ALT, (AC) ALT, (AC) CA CA, MTR-NO 328705↔ CA, ↔MTR-NO 328704	
1.8	09/00-	Z18XE	92	1796	5PK1212 5PK940 AP9003 CT975 CT975K3 CT975WP2	ALT, (AC) ALT, (AC) ALT, (Bosch), FOR ALT: 120A, OE-NO 9195336 CA CA CA	

CORSA D

1.0	07/06-	Z10XEP	44	998	5PK1230 5PK1355	ALT, (AC) ALT, (AC)
1.2	07/06-	Z12XEP	59	1229	5PK1230 5PK1355	ALT, (AC) ALT, (AC)
1.2, 1.2 LPG	06/10-	A12XEL, A12XER	51-63	1229	5PK1212 5PK1334	ALT, (AC) ALT, (AC)
1.3 CDTI	07/06-	A13DTC, A13DTR, Z13DTE, Z13DTH, Z13DTJ	55-70	1248	6PK1180 6PK1318 AP9035	ALT, (AC) ALT, (AC) ALT, (Bosch), FOR ALT: 100A, OE-NO 0 124 225 063
1.4	07/12-	A14NEL	88	1364	5PK1212 5PK1397	ALT, (AC) ALT, (AC)
1.4, 1.4 LPG	07/06-	Z14XEP	66	1364	5PK1230 5PK1370	ALT, (AC) ALT, (AC)
	09/09-	A14XEL, A14XER	64-74	1398	5PK1212 5PK1334	ALT, (AC) ALT, (AC)
1.6 Turbo	02/07-	A16LEL, A16LER, Z16LEL, Z16LER	110-141	1598	5PK1450 5PK1546 VD1106 CT1077 CT1077K1 CT1077WP1	ALT, (AC) ALT, (AC) CA CA CA
1.7 CDTI	07/06-	Z17DTR	92	1686	6PK1250 6PK1613 AP9044	ALT, (AC) ALT, (AC) ALT, (Delco Remy), FOR ALT: 100A, OE-NO



ContiTech



OPEL

OPEL						
CORSA D						
					CT1014 CT1014K5	98042872, FOR ALT: 140A, OE-NO 98042873 CA CA
	06/10-	A17DTS	96	1686	AP9044	ALT, (Delco Remy), FOR ALT: 100A, OE-NO 98042872, FOR ALT: 140A, OE-NO 98042873
FRONTERA A (5_MWL4, 5_SUD2)						
2.0 i	03/92-10/98	X20SE, C20NE	85	1998	AVX10X1000 AVX10X1025 AVX10X788 6PK1725 6PK2050 CT720 CT866 CT866K1	ALT, (-AC), MTR-CODE: C20NE, FOR ALT: 90A ALT, (AC), MTR-CODE: C20NE, FOR ALT: 90A PS, ⇨ 12/1995 ALT, (-AC), MTR-CODE: X20SE ALT, PS, AC, MTR-CODE: X20SE CA, ⇨ MTR-NO (14/25)142838, ⇨ 12/1992 CA, MTR-NO (14/25)142839⇨, 01/1993⇨ CA, MTR-CODE: C20NE, MTR-NO 14608701⇨, CA, MTR-CODE: X20SE
2.2 i	03/95-10/98	X22XE	100	2198	6PK1725 6PK2050 CT924 CT924K1	ALT, (AC) ALT, (AC) CA CA, 08/1996⇨
2.3 TD	03/92-10/98	23DTR	74	2260	AVX10X825 AVX10X900	PS ALT
2.4 i	03/92-10/98	C24NE	92	2410	AVX10X825 AVX10X875 AVX10X888	PS ALT, FOR ALT: 90A ALT
2.5 TDS	09/96-10/98	25TDS (VM41B)	85	2499	8PK2188	ALT
2.8 TD	03/95-10/98	28TDI (4JB1T)	83	2771	AVX13X1450 AVX13X1525 CT508 CT508K1	PS AC CA CA
FRONTERA B (6B_)						
2.2 DTI	10/98-09/02	X22DTH, Y22DTH	85-88	2171	6PK1805 6PK1900 6PK1900D1 VD1031 MS03	ALT ALT, AC ALT, AC ONLY WITH VD1031
2.2 i	10/98-	Y22SE, X22SE	100	2198	6PK1725 6PK1850 CT924 CT924K1	ALT, (AC) ALT, (AC) CA CA
3.2 i	10/98-	6VD1, Y32NE	151	3165	6PK2040 6PK2285 CT852	ALT, (AC) ALT, (AC) CA
GT Cabriolet						
2.0	06/07-	Z20NHH, LNF	194	1998	5PK1025	ALT
INSIGNIA						
1.4, 1.4 LPG	04/11-	A14NET	103	1364	5PK1212 5PK1397	ALT, (-AC) ALT, (AC)
1.6, 1.6 Turbo	07/08-	A16LET, A16XER	85-132	1598	4PK643 ELAST 6PK1453 6PK1555 CT1077 CT1077K1 CT1077WP1	PS ALT, (-AC) ALT, (AC) CA CA CA
1.8	07/08-	A18XER	103	1796	4PK643 ELAST 6PK1453 6PK1555 CT1077 CT1077K1 CT1077WP1	PS ALT, (AC) ALT, (AC) CA CA CA
2.0 Biturbo CDTI, 2.0 Biturbo CDTI 4x4	07/08-	A20DTR	140	1956	6PK1900	ALT





OPEL

INSIGNIA							
↔ 2.0 CDTI	07/08-	A20DT, A20DTC, A20DTJ, A20DTL, A20DTH	81-118	1956	∞ ▲▲▲ ▲▲▲ ▲▲▲	6PK1900 CT1105 CT1105K1 CT1105WP1	ALT CA CA CA
2.0 Turbo, 2.0 Turbo 4x4	07/08-	A20NHT	162	1998	∞	6PK1893	ALT
2.8 V6 Turbo 4x4, 2.8 V6 Turbo OPC 4x4	07/08-	A28NER, A28NET	191-239	2792	∞	6PK2390	ALT
KADETT D (31, 32, 34, 35, 36, 37, 39, 41, 42, 44, 45, 46)							
1.2	08/82-08/84	12ST	40	1196	∞ ▲▲▲	AVX10X875 CT526	ALT CA
1.2, 1.2 S	08/79-08/84	12N, 12S	39-44	1196	∞	AVX10X950	ALT
1.3 N, 1.3 S	08/79-08/84	13N, 13S, C13N	44-55	1297	∞ ▲▲▲ ▲▲▲	AVX10X875 CT504 CT504WP1	ALT CA CA
1.6 D	03/82-08/84	16D	40	1598	∞ ▲▲▲ ▲▲▲	AVX10X913 CT529 CT529K1	ALT CA CA
1.6 S	09/81-08/84	16SH	66	1598	∞ ▲▲▲	AVX10X888 CT720	ALT CA
1.8 GT/E	02/83-08/84	18E	85	1796	∞ ▲▲▲	AVX10X888 CT720	ALT CA
KADETT E (33, 34, 35, 36, 37, 38, 39, 43, 44, 45, 46, 47, 48, 49, 43B)							
1.2	09/84-07/86	12SC	40	1196	∞ ∞ ▲▲▲	AVX10X763 AVX10X950 CT526	PS ALT CA
1.3 i KAT, 1.3 N, 1.3 S	09/84-02/93	13N, 13NB, 13S, C13N	44-55	1297	∞ ∞ ▲▲▲ ▲▲▲	AVX10X763 AVX10X875 CT504 CT504WP1	PS ALT CA CA
1.4 i	01/90-07/94	C14NZ	44	1389	∞ ∞ ▲▲▲ ▲▲▲ ▲▲▲ ▲▲▲ ▲▲▲	AVX10X875 AVX10X913 CT558 CT874 CT874K1 CT558WP1 CT874WP2	ALT, OE-NO 90169081, 90006259 ALT, OE-NO 90183440, 90351803 CA, ⇨ MTR-NO (14/25)02J22349, (C14/C25) NZ19311737, (14/25)NV19307805 CA, MTR-NO (C14/C25)NZ19311738⇨, (14/25)02J22350⇨, (14/25)NV19307806⇨ CA, MTR-NO 19311738⇨ CA, ⇨ MTR-NO 19311737, 02J22349 CA, MTR-NO 19311738⇨
1.4 S	09/89-08/91	C14SE	60	1389	∞ ▲▲▲ ▲▲▲ ▲▲▲ ▲▲▲ ▲▲▲	AVX10X875 CT558 CT874 CT874K1 CT558WP1 CT874WP2	ALT CA, ⇨ MTR-NO 19311737 CA, MTR-NO 19311738⇨ CA, MTR-NO 19311738⇨ CA, ⇨ MTR-NO 19311737 CA, MTR-NO 19311738⇨
	07/89-02/93	14NV	55	1389	∞ ∞ ▲▲▲ ▲▲▲ ▲▲▲ ▲▲▲ ▲▲▲	AVX10X875 AVX10X913 CT558 CT874 CT874K1 CT558WP1 CT874WP2	ALT, OE-NO 90006259, 90169081 ALT, OE-NO 90183440, 90351803 CA, ⇨ MTR-NO 19307805, 02J22349 CA, MTR-NO 19307806⇨, 02J22350⇨ CA, MTR-NO 19307806⇨, 02J22350⇨ CA, ⇨ MTR-NO 19307805, 02J22349 CA, MTR-NO 19307806⇨, 02J22350⇨
1.5 TD	07/88-08/91	15DT (T4EC1)	53	1488	∞ ∞ ▲▲▲ ▲▲▲	AVX10X950 AVX13X925 CT748 CT748K4	PS ALT CA CA, ENGINE: Isuzu
1.6 D	08/84-12/89	16D, 16DA	40	1598	∞ ∞ ▲▲▲ ▲▲▲	AVX10X763 AVX10X813 AVX10X913 CT529	PS, ⇨ MTR-NO (14/25)503745, (AUTOM), ⇨ MTR-NO (14/25)478630, (MANL) PS, MTR-NO (14/25)503746⇨, (AUTOM), MTR-NO (14/25)478631⇨, (MANL) ALT CA, ⇨ MTR-NO (14/25)498630, (MANL), ⇨ MTR-NO

OPEL
































































OPEL

KADETT E (33, 34, 35, 36, 37, 38, 39, 43, 44, 45, 46, 47, 48, 49, 43B)

					CT540 CT529K1 CT540K1 CT540K1 CT540WP1 CT540WP1	CA, MTR-NO (14/25)498631⇨, (MANL), MTR-NO (14/25)503757⇨, (AUTOM) CA, MTR-CODE: 16D MTR-CODE: 16DA, (AUTOM), MTR-NO 14503757⇨ CA, MTR-CODE: 16DA, (MANL), MTR-NO 14498631⇨ MTR-CODE: 16DA, (AUTOM), MTR-NO 14503757⇨ CA, MTR-CODE: 16DA, (MANL), MTR-NO 14498631⇨
1.6 S	09/84-08/86	16SH	66	1598	AVX10X763 AVX10X888 AVX10X925 CT720	PS ALT ALT, (PS) CA
1.6, 1.6 i, 1.6 i KAT, 1.6 S	09/86-07/94	16SV, C16LZ, C16NZ, E16NZ	55-60	1598	AVX10X913 AVX10X925 5PK1010 5PK975 CT558 CT874 CT874K1 CT558WP1 CT874WP2	ALT, ⇨CH-NO H2517837 ALT, CH-NO H2517838⇨ ALT, PS ALT, PS CA, ⇨MTR-NO 02J22349 CA, MTR-NO 02J22350⇨ CA, MTR-NO 02J22350⇨ CA, ⇨MTR-NO 02J22349 CA, MTR-NO 02J22350⇨
1.7 D	07/92-07/94	17DR	44	1700	AVX10X813 AVX10X825 AVX10X875 AVX10X913 CT540 CT871 CT871K2	PS, (MANL) PS, (AUTOM) AC ALT CA, ⇨MTR-NO (14/25)363651 CA, MTR-NO (14/25)363652⇨ CA, ENGINE: Opel
	08/88-07/94	17D	42	1700	AVX10X813 AVX10X913 CT540 CT540K1 CT540WP1	PS ALT CA, ⇨MTR-NO 14363650 CA, ENGINE: Opel, ⇨MTR-NO 14363650 CA, ENGINE: Opel, ⇨MTR-NO 14363650
1.8	09/87-08/90	18E	84	1796	AVX10X800 AVX10X888 AVX10X925 CT720	PS ALT ALT CA
1.8 E, 1.8 i	10/85-08/86	C18NE	74	1796	AVX10X763 AVX10X925 CT720	PS ALT CA
1.8 GSI	09/84-08/86	18E	85	1796	AVX10X800 AVX10X888 CT720 CT720WP1	PS ALT CA CA, MTR-NO 14056061⇨, ⇨MTR-NO 14270600
1.8 i	06/85-08/91	18SV, C18NT, C18NZ, S18NV	66	1796	AVX10X800 AVX10X925 CT720 CT866 CT866K1	PS ALT CA, MTR-CODE: C18NT, S18NV CA, MTR-CODE: C18NZ CA, MTR-CODE: C18NZ
1.8 S	09/87-08/91	E18NV, S18NV	62	1798	AVX10X800 AVX10X925 CT720 CT720WP1	PS ALT CA CA
2.0 GSI 16V	12/87-08/91	20XE	115	1998	AVX10X788 AVX10X913 AVX13X875 CT724 CT871 CT724K1 CT871K1	PS ALT AC CA, ⇨MTR-NO 14142838 CA, MTR-NO 14142839⇨ CA, ⇨MTR-NO 14142838 CA, MTR-NO 14142839⇨



					ContiTech	
OPEL						
KADETTE (33_, 34_, 35_, 36_, 37_, 38_, 39_, 43_, 44_, 45_, 46_, 47_, 48_, 49_, 43B_) ↵						
	03/88-08/91	20XEJ	110	1998	 AVX10X788  AVX10X913  AVX13X875  CT724  CT871  CT724K1  CT871K1	PS ALT AC CA, ⇨MTR-NO (14/25)142838 CA, MTR-NO (14/25)142839⇨ CA, ⇨MTR-NO 14142838 CA, MTR-NO 14142839⇨
2.0 GSI 16V KAT	03/88-08/91	C20XE	110	1998	 AVX10X788  AVX10X913  AVX13X875  CT724  CT871  CT724K1  CT871K1	PS ALT AC CA, ⇨MTR-NO 14142838 CA, MTR-NO 14142839⇨ CA, ⇨MTR-NO 14142838 CA, MTR-NO 14142839⇨
2.0 GSI, 2.0 GSI KAT, 2.0 i, 2.0 i KAT	09/86-02/93	20NE, 20SE, 20SEH, C20NE	85-95	1998	 AVX10X800  AVX10X925  CT720  CT866K1  CT720WP1	PS ALT CA CA, MTR-NO 14608701⇨ CA
MANTA B (53_, 55_, 58_, 59_) ↵						
1.3 S	08/79-08/86	13S	55	1297	 AVX10X950  CT504  CT504WP1	ALT CA CA
1.6 S	09/75-12/81	16S	55	1584	 AVX10X888  AVX10X888  AVX10X900	ALT AC ALT
1.8 S	07/82-08/87	18S	66	1796	 AVX10X970  CT639  CT720	ALT DIS CA
1.9 N	08/76-12/81	19N	55	1897	 AVX10X888  AVX10X888  AVX10X900	ALT AC ALT
2.0 E, 2.0 S	08/77-08/88	20E, 20S	74-81	1979	 AVX10X888  AVX10X888  AVX10X900	ALT AC ALT
MERIVA ↵						
1.3 CDTI	09/03-05/10	Z13DTJ	55	1248	 6PK1180  6PK1318  AP9035	ALT, (AC) ALT, (AC) ALT, (Valeo), OE-NO 13117278, 13283343, FOR ALT: 70A, OE-NO 13117279, 13283344, FOR ALT: 100A
	04/05-05/10	Z13DT, Y13DT	51	1248	 6PK1180  6PK1318  AP9035	ALT ALT, AC ALT, (Valeo), OE-NO 13117278, 13283343, FOR ALT: 70A, OE-NO 13117279, 13283344, FOR ALT: 100A
1.4 16V Twinport	07/04-05/10	Z14XEP	66	1364	 5PK1230  5PK1355  5PK1370	ALT, (AC) ALT, (AC), ⇨CH-NO 44001048 ALT, (AC), CH-NO 44001049⇨
1.6	05/03-05/10	Z16SE	64	1598	 5PK1212  5PK940  CT874  CT874K1  CT874WP1	ALT, AC ALT, (AC) CA CA, MTR-CODE: Z16SE CA, MTR-CODE: Z16SE
1.6 16V	05/03-05/10	Z16XE	74	1598	 5PK1212  5PK940  CT975  CT975K3  CT975WP1	ALT, (AC) ALT, (AC) CA CA CA
1.6, 1.6 Turbo	09/05-05/10	Z16XEP, Z16LET	77-132	1598	 5PK1450  5PK1546	ALT, (AC) ALT, AC



OPEL

MERIVA



					VD1106 CT1077 CT1077K1 CT1077WP1	CA, MTR-CODE: Z16XEP, Z16LET CA CA
1.7 CDTI	09/03-05/10	Z17DTH, Z17DT	74	1686	6PK1275 6PK1600 6PK1275D1 6PK1600D1 AP9044 AP9044 VD1068 MS31 CT1014 CT1014K2	ALT, (AC) ALT, (AC) ALT, PS, (-AC), MTR-CODE: Z17DTH ALT, PS, AC, MTR-CODE: Z17DTH ALT, (Hitachi), FOR ALT: 100A, OE-NO 97355198, FOR ALT: 110A, OE-NO 97363832, 98056439 ALT, (Delco Remy), FOR ALT: 100A, OE-NO 97369507, 97369508, FOR ALT: 110A, OE-NO 93175799, 93175944, 97189113, 97363833, 98056440 ONLY WITH VD1068 CA, MTR-CODE: Z17DTH CA, MTR-CODE: Z17DTH
	09/06-05/10	Z17DTR, A17DTR	92	1686	6PK1250 6PK1590 AP9044 CT1014 CT1014K5	ALT, (AC) ALT, (AC) ALT, (Delco Remy), FOR ALT: 100A, OE-NO 98031154, FOR ALT: 140A, OE-NO 98031155 CA CA
1.7 DTI	09/03-05/10	Y17DT, Y17DTL	48-55	1686	6PK1250 6PK1590 CT1014 CT1014K2	ALT, (AC) ALT, (AC) CA CA, MTR-CODE: Y17DT
1.8	05/03-05/10	Z18XE	92	1796	5PK1212 5PK940 CT975 CT975K3 CT975WP2	ALT, (AC) ALT, (AC) CA CA CA
MERIVA B						
1.3 CDTI	06/10-	A13DTC, A13DTE	55-70	1248	AP9035	ALT, (Bosch), FOR ALT: 100A, OE-NO 0 124 225 063
1.4, 1.4 LPG	06/10-	A14NEL, A14NET, A14XER	74-103	1364- 1398	5PK1212 5PK1397 6PK1205 6PK1400	ALT, (AC), CH-NO B4⇨ ALT, (AC), CH-NO C4000001⇨ ALT, (AC), ⇨CH-NO B4 ALT, (AC), ⇨CH-NO B4999999
MONTEREY A (UBS_)						
3.1 TD	09/91-07/98	4JG2TC	84	3059	AVX13X1450 AVX13X1525 CT508 CT508K1	PS PS, AC CA CA
3.2	06/92-07/98	6VD1	130	3165	AVX10X1025 4PK815 4PK962 CT844	PS AC ALT CA
MONTEREY B						
3.0 DTI	07/98-08/99	4JX1	117	2999	CT1082	CA
3.5 V6 24V	07/98-08/99	6VE1	158	3494	6PK2040 6PK2285 CT852	ALT, (AC) ALT, (AC) CA
MONZA A (22_)						
2.0 E	03/83-10/84	H20E	85	1979	AVX10X1075 AVX10X875 AVX10X888 AVX10X888	PS, (AC) PS ALT AC
2.2 E	11/84-08/86	22E	85	2197	AVX10X1075 AVX10X875 AVX10X888 AVX10X888	PS, (AC) PS ALT AC





OPEL						
MONZA A (22_)						
↔ 2.5 E	05/81-08/86	25E, H25E	100-103	2490	∞ ∞ ∞ ∞	AVX10X1075 PS, (AC) AVX10X875 PS AVX10X888 ALT AVX10X888 AC
2.8	02/78-04/81	28H	103	2784	∞ ∞ ∞ ∞ ∞ ∞	AVX10X1075 PS, (AC) AVX10X875 PS AVX10X888 ALT, 05/1979⇨ AVX10X888 ALT, (AUTOM) AVX10X888 AC AVX10X900 ALT, ⇨04/1979
3.0	04/78-07/82	30H	110	2969	∞ ∞ ∞ ∞ ∞ ∞	AVX10X1075 PS, (AC) AVX10X875 PS AVX10X888 ALT, 05/1979⇨ AVX10X888 ALT, (AUTOM) AVX10X888 AC AVX10X900 ALT, ⇨04/1979
3.0 GSE	02/78-08/86	30E, C30LE	115-132	2968-2969	∞ ∞ ∞ ∞	AVX10X1075 PS, (AC) AVX10X875 PS AVX10X888 ALT AVX10X888 AC
MOVANO (E9, F9, H9, J9, U9)						
1.9 DTI	09/00-10/01	F9Q770	59	1870	∞ ⊙ ▲▲▲ ▣▲▲▲ ▣▲▲▲	6PK1125 ALT, WP, PS AP9039 ALT, (Valeo), FOR ALT: 125A, OE-NO 9111540, 93160665 CT1026 CA CT1026K1 CA CT1026K2 CA
	10/01-	F9Q774, F9Q772	60	1870	∞ ∞ ⊙ ⊙ ⊙ ▲▲▲ ▣▲▲▲ ▣▲▲▲	5PK1125 ALT, (-AC) 6PK1795 ALT, (AC) AP9039 ALT, (Valeo), FOR ALT: 125A, OE-NO 93160665, 93161425, 93189523, (AC) AP9043 ALT, (Valeo), FOR ALT: 120A, ALT-No: SG 12 B 050, SG 12 B 095, SG 12 B 108, SG 12 B 116, (-AC) (AC) VD1101 (AC) CT1025 CA CT1025K1 CA CT1025WP2 CA
2.2 DTI	09/00-	G9T720, G9T722, G9T750	66	2188	∞ ∞ ∞ ∞ ∞ ▲▲▲ ▣▲▲▲	6PK1153 ALT, (AC), ⇨09/2003 6PK1795 ALT, (AC), ⇨09/2003 7PK1104 ALT, (AC), 10/2003⇨, (-PTO), OE-NO 93186955, 4416361 7PK1145 ALT, (AC), 10/2003⇨, (-PTO), OE-NO 9121108, 4405275 7PK1795 ALT, 10/2003⇨, (AC) CT1046 CA CT1046K1 CA
2.5 CDTI	10/03-	G9U650, G9U632	74-107	2464	∞ ∞ ∞ ▲▲▲ ▣▲▲▲	7PK1113 ALT, (AC), (-PTO) 7PK1795 ALT, (AC), (PTO), OE-NO 4418675, 93195485 7PK1834 ALT, (AC), (PTO), OE-NO 4434612, 820077817 CT1046 CA CT1046K1 CA
2.5 D	07/98-09/00	S8U770, S8U772	59	2499	∞ ∞ ∞ ▲▲▲ ▣▲▲▲	5PK1200 AC 6PK862 ALT, ⇨MTR-NO 3053818 6PK875 ALT, MTR-NO 3053819⇨ CT1038 CA CT1038K1 CA
2.5 DTI	10/01-	G9U720, G9U724, G9U754, G9U750	73-84	2463	∞ ∞ ∞	6PK1153 ALT, (AC), ⇨09/2003 6PK1795 ALT, (AC), ⇨09/2003 7PK1104 ALT, (AC), 10/2003⇨, (-PTO), OE-NO 93186955, 4416361

OPEL



OPEL

MOVANO (E9, F9, H9, J9, U9)

					∞	7PK1145	ALT, (AC), 10/2003⇨, (-PTO), OE-NO 9121108, 4405275
					∞	7PK1795	ALT, 10/2003⇨, (AC)
					▀▀▀	CT1046	CA
					▀▀▀	CT1046K1	CA
2.8 DTi	07/98-10/01	S9W702, S9W700	84	2799	∞	5PK1200	AC
					∞	6PK844	ALT, WP, ⇨MTR-NO 3053818
					∞	6PK850	ALT, WP, MTR-NO 3053819⇨
					▀▀▀	CT1034	CA
					▀▀▀	CT1034K1	CA
3.0 DTi	10/03-	ZD3200, ZD3202	100	2953	∞	7PK1920	ALT

MOVANO B

2.3 CDTi [RWD]	05/10-	M9T686, M9T690, M9T692, M9T694, M9T696, M9T698	74-107	2298	∞	7PK1687	ALT, (AC), (-PTO)
					∞	7PK2054	ALT, (AC), (PTO)
					∞	7PK2054	ALT, (AC)
2.3 CDTi, 2.3 CDTi FWD	05/10-	M9T670, M9T676, M9T672, M9T6780, M9T680	74-107	2298	∞	7PK1687	ALT, (AC), (-PTO)
					∞	7PK1970	ALT, (AC)
					∞	7PK1970	ALT, (AC), (PTO)

OMEGA A (16_, 17_, 19_, 66_, 67_)

1.8 N	09/86-08/87	18NV	60	1796	∞	AVX10X1000	ALT
					∞	AVX10X800	PS
					▀▀▀	CT720	CA, ⇨MTR-NO (14/25)608700
					▀▀▀	CT866	CA, MTR-NO (14/25)608701⇨
					▀▀▀	CT720WP1	CA, ⇨MTR-NO (14/25)608700
1.8, 1.8 S	09/86-03/94	18SEH, 18SV, E18NVR	65-85	1796	∞	AVX10X1000	ALT, ⇨08/1992
					∞	AVX10X800	PS, ⇨08/1992
					∞	6PK1725	ALT, PS, 08/1992⇨
					∞	6PK1900	ALT, PS, AC, 08/1992⇨
					▀▀▀	CT720	CA, ⇨MTR-NO (14/25)608700
					▀▀▀	CT866	CA, MTR-NO (14/25)608701⇨
					▀▀▀	CT720WP1	CA, ⇨MTR-NO (14/25)608700
2.0, 2.0 i	09/86-03/94	20SE, C20NE	85-90	1998	∞	AVX10X1000	ALT, ⇨08/1992
					∞	AVX10X1025	ALT, FOR ALT: 90A, ⇨08/1992
					∞	AVX10X785	AC, ⇨08/1992, (PS)
					∞	AVX10X800	PS, ⇨08/1992
					∞	AVX10X813	AC, ⇨08/1992
					∞	6PK1725	ALT, PS, 08/1992⇨
					∞	6PK1900	ALT, PS, AC, 08/1992⇨
					▀▀▀	CT720	CA, ⇨MTR-NO (14/25)608700
					▀▀▀	CT866	CA, MTR-NO (14/25)608701⇨
					▀▀▀	CT866K1	CA, MTR-NO 14608701⇨
					▀▀▀	CT720WP1	CA, ⇨MTR-NO 14608700
	09/90-03/94	C20NEF, C20NEJ	73-74	1998	∞	AVX10X1000	ALT, ⇨08/1992
					∞	AVX10X1025	ALT, FOR ALT: 90A, ⇨08/1992
					∞	AVX10X785	AC, ⇨08/1992, (PS)
					∞	AVX10X800	PS, ⇨08/1992
					∞	AVX10X813	AC, ⇨08/1992
					∞	6PK1725	ALT, PS, 08/1992⇨
					∞	6PK1900	ALT, PS, AC, 08/1992⇨
					▀▀▀	CT720	CA, ⇨MTR-NO (14/25)608700
					▀▀▀	CT866	CA, MTR-NO (14/25)608701⇨
					▀▀▀	CT720WP1	CA, ⇨MTR-NO 14608700
2.3 D, 2.3 TD Interc.	09/86-03/94	23YD, 23YDT, 23DTR	54-74	2260	∞	AVX10X813	PS
					∞	AVX10X888	AC
					∞	AVX10X900	ALT, CH-NO K1000099⇨
					∞	AVX10X913	ALT, ⇨CH-NO K1000098





OPEL						
OMEGA A (16, 17, 19, 66, 67)						
2.4 i	09/88-03/94	C24NE	92	2410	∞ AVX10X960	PS, (AC)
					∞ AVX10X813	PS
2.6 i	09/90-03/94	C26NE	110	2594	∞ AVX10X888	ALT
					∞ AVX10X888	AC
					∞ AVX10X960	PS, (AC)
					∞ 6PK1460	ALT, (AC)
3.0	03/87-12/87	C30LE	115	2969	∞ 6PK2230	ALT, (AC), ⇨MTR-NO 01032426
					∞ 6PK2260	ALT, (AC), MTR-NO 01032427⇨, FOR ALT: 120A
					∞ 6PK2271	ALT, (AC), MTR-NO 01032427⇨, NOT FOR ALT: 120A
					∞ AVX10X813	PS, ⇨CH-NO M1000000
	03/87-09/90	30NE	130	2969	∞ AVX10X888	AC, ⇨CH-NO M1000000
					∞ AVX10X888	ALT, ⇨CH-NO M1000000
					∞ AVX10X960	PS, ⇨CH-NO M1000000, (AC)
					∞ 6PK1460	ALT, (AC), CH-NO M1000001⇨
					∞ 6PK2230	ALT, (AC), CH-NO M1000001⇨, ⇨CH-NO 01039674
					∞ 6PK2260	ALT, (AC), CH-NO M1000001⇨, 01039675⇨, FOR ALT: 120A
					∞ 6PK2271	ALT, (AC), CH-NO M1000001⇨, 01039675⇨
					∞ AVX10X813	PS, ⇨CH-NO M1000000
3.0 24V	09/89-03/94	C30SEJ	147	2969	∞ AVX10X888	ALT, ⇨CH-NO M1000000
					∞ AVX10X888	AC, ⇨CH-NO M1000000
					∞ AVX10X960	PS, ⇨CH-NO M1000000, (AC)
					∞ 6PK1460	ALT, (AC), CH-NO M1000001⇨
3.0 24V, 3.0 24V Omega 3000	09/89-03/94	C30SE	150	2969	∞ 6PK2230	ALT, (AC), CH-NO M1000001⇨, ⇨MTR-NO 01039674
					∞ 6PK2260	ALT, (AC), CH-NO M1000001⇨, MTR-NO 01039675⇨, FOR ALT: 120A
					∞ 6PK2271	ALT, (AC), CH-NO M1000001⇨, MTR-NO 01039675⇨
					∞ 6PK1460	ALT, (AC)
3.0 KAT	03/87-03/94	C30NE	130	2969	∞ 6PK2230	ALT, (AC), FOR ALT: 120A, ⇨MTR-NO 01024729
					∞ 6PK2260	ALT, (AC), FOR ALT: 120A, MTR-NO 01024730⇨
					∞ 6PK2271	ALT, (AC), MTR-NO 01024730⇨
					∞ 6PK1460	ALT, (AC), ⇨12/1993
3.6 24V Lotus	08/90-09/92	C36GET	277	3638	∞ 6PK1900	ALT, (AC), 01/1993⇨
					∞ 6PK2230	ALT, (AC), ⇨MTR-NO 01024729, ⇨12/1989
					∞ 6PK2260	ALT, (AC), 01/1993⇨, MTR-NO 01024730⇨, FOR ALT: 120A
					∞ 6PK2271	ALT, (AC), MTR-NO 01024730⇨
OMEGA B (21, 22, 23, 25, 26, 27)	03/94-09/99	X20SE	85	1998	∞ AVX10X813	PS, ⇨CH-NO M1000000
					∞ AVX10X888	AC, ⇨CH-NO M1000000
					∞ AVX10X888	ALT, ⇨CH-NO M1000000
					∞ AVX10X960	PS, ⇨CH-NO M1000000, (AC)
					∞ 6PK1460	ALT, (AC), ⇨12/1993, CH-NO M1000001⇨
					∞ 6PK1900	ALT, (AC), 01/1993⇨, CH-NO M1000001⇨
					∞ 6PK2230	ALT, (AC), ⇨MTR-NO 01039674, CH-NO M1000001⇨
					∞ 6PK2260	ALT, (AC), MTR-NO 01039675⇨, FOR ALT: 120A, CH-NO M1000001⇨
2.0	03/94-09/99	X20SE	85	1998	∞ 6PK2271	ALT, (AC), MTR-NO 01039675⇨, CH-NO M1000001⇨
					∞ 6PK2230	ALT
2.0 16V	03/94-09/99	X20XEV	100	1998	∞ 6PK1725	ALT, (AC)
					∞ 6PK1900	ALT, (AC)
					CT866	CA
					CT866K1	CA

OPEL



OPEL

OMEGA B (21, 22, 23, 25, 26, 27)

					CT870 CT870K1 CT870WP2	CA CA CA
2.0 DTI 16V	09/97-09/00	X20DTH	74	1995	6PK1800 6PK1900 6PK1800D1 6PK1900D1 VD1031 MS03	ALT, PS ALT, PS, AC ALT, PS ALT, PS, AC ONLY WITH VD1031
2.2 16V	09/99-07/03	Y22XE, Z22XE	106	2198	6PK1725 6PK1900 CT924 CT924K1	ALT, (AC) ALT, (AC) CA CA
2.2 DTI 16V	09/00-07/03	Y22DTH	81-88	2171	6PK1800 6PK1900 6PK1800D1 6PK1900D1 VD1031 MS03	ALT, (AC) ALT, (AC) ALT, (AC) ALT, (AC) ONLY WITH VD1031
2.5 DTI	09/01-07/03	Y25DT	110	2497	5PK2020 5PK830	ALT, PS AC
2.5 TD	04/94-07/03	25DT, X25DT, X25TD	96	2497	4PK780 4PK800 5PK1815 5PK1815D1 VD1025 MS22	AC, ⇨CH-NO V1999999 AC, CH-NO W0000001⇨ ALT ALT ONLY WITH VD1025
2.5 V6	03/94-09/00	X25XE	125	2498	6PK1900 6PK2020 6PK2260 CT884 CT990 CT884K1 CT990K1 CT990K2	ALT, WP, PS ALT, WP, AC, PS, CH-NO S1059679⇨ ALT, WP, AC, PS, ⇨CH-NO S1059678 CA, ⇨08/1998, ⇨MTR-NO 08300418 CA, 09/1998⇨, MTR-NO 08300419⇨ CA, ⇨MTR-NO 08300418 CA, MTR-NO 08300419⇨, ⇨MTR-NO 08578511 CA, MTR-NO 08578512⇨
2.6 V6	09/00-07/03	Y26SE	132	2597	6PK1900 6PK2020 CT990 CT990K1 CT990K2	ALT, WP, PS ALT, WP, AC, PS CA CA, ⇨MTR-NO 08578511 CA, MTR-NO 08578512⇨
3.0 V6	04/94-02/01	X30XE	155	2962	6PK1900 6PK2020 6PK2260 CT884 CT990 CT884K1 CT990K1 CT990K2	ALT, WP, PS ALT, WP, AC, PS, CH-NO S1059679⇨ ALT, WP, AC, PS, ⇨CH-NO S1059678 CA, ⇨08/1998, ⇨MTR-NO 08300418 CA, 09/1998⇨, MTR-NO 08300419⇨ CA, ⇨MTR-NO 08300418 CA, MTR-NO 08300419⇨, ⇨MTR-NO 08576442 CA, MTR-NO 08576443⇨
3.2 V6	02/01-07/03	Y32SE	160	3175	6PK1900 6PK2020 CT990 CT990K1 CT990K2	ALT, WP, PS ALT, WP, AC, PS CA CA, ⇨MTR-NO 08578511 CA, MTR-NO 08578512⇨
REKORD E (17, 19, 11, 14, 16, 61, 66, 67)						
1.7	09/77-10/82	17N	44	1698	AVX10X1075 AVX10X875 AVX10X888 AVX10X888 AVX10X900	AC PS ALT, (AUTOM) ALT, MTR-NO 442156⇨ ALT
1.8	11/82-08/86	18N	55	1796	AVX10X1075 AVX10X825	AC PS





OPEL

REKORDE (17_19_11_14_16_61_66_67_)

					∞	AVX10X970	ALT
					▲▲	CT639	DIS
					▲▲	CT720	CA
1.8 E, 1.8 S	11/82-08/86	18S, C18NV	66-74	1796	∞	AVX10X1075	PS, AC
					∞	AVX10X825	PS
					∞	AVX10X960	ALT
					∞	AVX10X970	ALT
					▲▲	CT639	DIS
					▲▲	CT720	CA
1.9	09/77-10/82	19N	55	1897	∞	AVX10X1075	PS, AC
					∞	AVX10X875	PS
					∞	AVX10X888	ALT, MTR-NO 19N545155⇒
					∞	AVX10X900	ALT, ⇒MTR-NO 19N545154
2.0	09/77-10/82	20N	66	1979	∞	AVX10X1075	PS, AC
					∞	AVX10X875	PS
					∞	AVX10X888	ALT, MTR-NO 20N197859⇒
					∞	AVX10X900	ALT, ⇒MTR-NO 20N197858
2.0 D	09/77-10/82	20D	43	1998	∞	AVX10X1075	AC, PS
					∞	AVX10X800	VACP
					∞	AVX10X875	PS
					∞	AVX10X888	ALT, (AUTOM)
					∞	AVX10X900	ALT
2.0 E	09/77-10/84	20E	81	1979	∞	AVX10X1075	PS, AC
					∞	AVX10X875	PS
					∞	AVX10X888	ALT
					∞	AVX10X900	ALT
2.0 S	08/77-08/86	20S	74	1979	∞	AVX10X1075	PS, AC
					∞	AVX10X875	PS
					∞	AVX10X888	ALT, MTR-NO 20S665091⇒
					∞	AVX10X900	ALT, ⇒MTR-NO 20S665090
2.2 D, 2.2 TD	08/78-08/86	23D, 23TD	48-63	2260	∞	AVX10X1075	AC
					∞	AVX10X800	VACP
					∞	AVX10X875	PS
					∞	AVX10X900	ALT, ⇒CH-NO F1000188
					∞	AVX10X913	ALT, CH-NO F1000189⇒
2.2 E	11/84-08/86	22E	85	2197	∞	AVX10X1075	PS, (AC)
					∞	AVX10X875	PS
					∞	AVX10X888	ALT
2.3 D	11/82-08/86	23D	52	2260	∞	AVX10X1075	AC
					∞	AVX10X800	VACP
					∞	AVX10X875	PS
					∞	AVX10X900	ALT, ⇒CH-NO F1000188
					∞	AVX10X913	ALT, CH-NO F1000189⇒
SENATOR A (29_)							
2.0 E	03/83-10/84	H20E	85	1979	∞	AVX10X1075	PS, (AC)
					∞	AVX10X875	PS
					∞	AVX10X888	ALT
					∞	AVX10X888	AC
2.2 E	11/84-08/87	22E	85	2197	∞	AVX10X1075	PS, (AC)
					∞	AVX10X875	PS
					∞	AVX10X888	ALT
					∞	AVX10X888	AC
2.2 TD	11/84-08/87	23TD	63	2260	∞	AVX10X1075	PS, (AC)
					∞	AVX10X875	PS
					∞	AVX10X888	AC
					∞	AVX10X913	ALT
2.5 E	01/83-08/87	25E, H25E	100-103	2490	∞	AVX10X1075	PS, (AC)
					∞	AVX10X875	PS
					∞	AVX10X888	ALT
					∞	AVX10X888	AC
2.8	02/78-04/81	28H	103	2784	∞	AVX10X1075	AC, (PS)



OPEL

OPEL

SENATOR A (29_)

					∞	AVX10X875	PS
					∞	AVX10X888	ALT, 05/1979⇒
					∞	AVX10X888	ALT, (AUTOM)
					∞	AVX10X888	AC
					∞	AVX10X900	ALT, ⇒04/1979
3.0	09/85-08/87	C30LE	115	2969	∞	AVX10X1075	AC, (PS)
					∞	AVX10X875	PS
					∞	AVX10X888	AC
					∞	AVX10X888	ALT
					∞	AVX10X888	ALT, (AUTOM)
3.0, 3.0 E	02/78-12/86	30E, 30H	110-132	2969	∞	AVX10X1075	AC, (PS)
					∞	AVX10X875	PS
					∞	AVX10X888	ALT, (AUTOM)
					∞	AVX10X888	AC
					∞	AVX10X888	ALT, 05/1979⇒
					∞	AVX10X900	ALT, ⇒04/1979

SENATOR B (29_)

2.6 i	09/90-09/93	C26NE	110	2594	∞	6PK1460	ALT, (-AC)
					∞	6PK2230	ALT, (AC), ⇒MTR-NO 1032426
					∞	6PK2260	ALT, (AUTOM-AC), MTR-NO 1032427⇒, FOR ALT: 120A
					∞	6PK2271	ALT, (-AC), MTR-NO 1032427⇒
3.0	09/87-09/93	30NE, C30LE	115-130	2969	∞	AVX10X785	PS, ⇒CH-NO M1000000
					∞	AVX10X888	ALT, ⇒CH-NO M1000000
					∞	AVX10X888	AC, ⇒CH-NO M1000000
					∞	AVX10X940	PS, ⇒CH-NO M1000000, (AC)
					∞	6PK1460	ALT, (-AC), CH-NO M1000001⇒
					∞	6PK2230	ALT, (AC), ⇒MTR-NO 1039674, CH-NO M1000001⇒
					∞	6PK2260	ALT, (AUTOM-AC), MTR-NO 1039675⇒, FOR ALT: 120A, CH-NO M1000001⇒
					∞	6PK2271	ALT, (-AC), MTR-NO 1039675⇒, CH-NO M1000001⇒
3.0 24V	09/89-09/93	C30SE	150	2969	∞	6PK1460	ALT, (-AC)
					∞	6PK2230	ALT, (AC), ⇒MTR-NO 1024729
					∞	6PK2260	ALT, (AUTOM-AC), MTR-NO 1024730⇒, FOR ALT: 120A
					∞	6PK2271	ALT, (-AC), MTR-NO 1024730⇒
3.0 i KAT	01/88-09/93	C30NE	130	2969	∞	6PK1460	ALT, (AC)
					∞	6PK2230	ALT, (AC), ⇒MTR-NO 1039674
					∞	6PK2260	ALT, (AC), MTR-NO 1039675⇒, FOR ALT: 120A
					∞	6PK2271	ALT, (AC), MTR-NO 1039675⇒, NOT FOR ALT: 120A

SIGNUM

1.8	05/03-	Z18XE	90	1796	∞	5PK1240	ALT, (AC)
					∞	5PK940	ALT, (-AC)
					⊙	AP9003	ALT, (Bosch), FOR ALT: 120A, OE-NO 9195336
					⚡	CT975	CA
					⚡	CT975K3	CA
					⚡	CT975WP2	CA
	09/05-	Z18XER	103	1796	∞	5PK1450	ALT, (AC)
					∞	5PK1546	ALT, (AC)
					⊙	VD1106	
					⚡	CT1077	CA
					⚡	CT1077K1	CA
					⚡	CT1077WP1	CA
1.9 CDTI	04/04-	Z19DT	74-88	1910	∞	6PK1050	ALT, (-AC)
					∞	6PK1413	ALT, (AC)
					⊙	AP9017	ALT, (Denso), FOR ALT: 100A, OE-NO 93180098, FOR ALT: 120A, OE-NO 93180102, FOR ALT: 130A, OE-NO 93180104
					⊙	AP9028	ALT, (Bosch), OE-NO 93191921, FOR ALT: 120A,





OPEL						
SIGNUM						
					VD1065 CT1106 CT1106K1 CT1106WP1	OE-NO 93191922, FOR ALT: 140A ⇒CH-NO 5545149
		Z19DTH	110	1910	6PK1050 6PK1413 6PK1050D1 6PK1413D2 AP9017 AP9028 VD1065 VD1067 MS30 CT1105 CT1105K1 CT1105WP1	ALT, (AC) ALT, (AC) ALT, (AC), CH-NO 71021892⇒ ALT, (AC), CH-NO 71021892⇒ ALT, (Denso), FOR ALT: 100A, OE-NO 93180098, FOR ALT: 120A, OE-NO 93180102, FOR ALT: 130A, OE-NO 93180104 ALT, (Bosch), OE-NO 93191921, FOR ALT: 120A, OE-NO 93191922, FOR ALT: 140A ⇒CH-NO 71021891 CH-NO 71021892⇒ ONLY WITH VD1067 CA, MTR-CODE: Z19DTH CA, MTR-CODE: Z19DTH CA, MTR-CODE: Z19DTH
2.0 DTI	05/03-	Y20DTH	74	1994	6PK1805 6PK1880 VD1031 MS03	ALT, (AC) ALT, (AC) ONLY WITH VD1031
2.0 Turbo	05/03-	Z20NET	129	1998	5PK1030 5PK880	ALT, (AC) ALT, (AC)
2.2 direct	05/03-	Z22YH	114	2198	5PK1030 5PK880	ALT, (AC) ALT, (AC)
2.2 DTI	05/03-	Y22DTR	92	2171	6PK1805 6PK1880 VD1031 MS03	ALT, (AC) ALT, (AC) ONLY WITH VD1031
2.8 V6 Turbo	09/05-	Z28NEL, Z28NET	169-184	2792	6PK2120	ALT
3.0 V6 CDTI	05/03-	Y30DT, Z30DT	130-135	2958-2959	6PK1920 CT1079 CT1079K1	ALT, (AC) CA CA
3.2 V6	05/03-	Z32SE	155	3175	6PK1863 6PK1990 CT990 CT990K2	ALT, (AC) ALT, AC CA CA
SINTRA						
2.2 DTI	07/97-04/99	X22DTH	85	2171	6PK1800 6PK1900 6PK1800D1 6PK1900D1 VD1031 MS03	ALT ALT, AC ALT ALT, AC ONLY WITH VD1031
2.2 i 16V	11/96-04/99	X22XE	104	2198	6PK1725 6PK1900 CT924 CT924K1	ALT, (AC) ALT, (AC) CA CA
3.0 i 24V	11/96-04/99	X30XE	148	2962	6PK1900 6PK2020 CT884 CT990 CT884K1 CT990K1	ALT, (AC) ALT, (AC) CA, ⇒MTR-NO 08300000 CA, MTR-NO 08300001⇒ CA, ⇒MTR-NO 08300000 CA, MTR-NO 08300001⇒
SPEEDSTER						
2.0 Turbo	04/03-	Z20LET	147	1998	5PK1680 CT1023	ALT, AC CA





ContiTech



OPEL

SPEEDSTER

↔					CT1023K2	CA, ↔12/2003
2.2	09/00-	Z22SE	108	2198	5PK1030	ALT, (AC)
					5PK880	ALT, (AC)

TIGRA (95.)

1.4 16V	07/94-12/00	X14XE	63-66	1389	6PK1530	ALT, PS, MTR-CODE: X14XE
					6PK1800	ALT, PS, AC, MTR-CODE: X14XE
					6PK894	ALT, MTR-CODE: X14XE
					CT873	CA, MTR-CODE: X14XE
					CT873K1	CA, MTR-CODE: X14XE
					CT873WP4	CA, MTR-CODE: X14XE
1.6 16V	07/94-08/98	X16XE	78	1598	6PK1530	ALT, PS
					6PK1800	ALT, AC
					6PK894	ALT
					CT873	CA
					CT873K1	CA
					CT873WP4	CA

TIGRA TwinTop

1.3 CDTI	06/04-	Z13DT	51	1248	6PK1180	ALT, (AC)
					6PK1318	ALT, AC
					AP9035	ALT, (Valeo), OE-NO 13117279, FOR ALT: 100A
1.4	06/04-	Z14XEP	66	1364	5PK1230	ALT, PS, (-AC)
					5PK1370	ALT, PS, AC
1.8	06/04-	Z18XE	92	1796	5PK1212	ALT, (AC)
					5PK940	ALT, (AC)
					CT975	CA
					CT975K3	CA
					CT975WP2	CA

VECTRA A (86_, 87_, 88_, 89.)

1.4 S	04/88-06/92	14NV	55	1389	CT874	CA
					CT874K1	CA, MTR-NO 19307806↔
					CT874WP2	CA, MTR-NO 19307806↔
1.6 i	09/93-11/95	X16SZ	52	1598	6PK1460	ALT
					6PK1800	ALT, AC
					CT558	CA, ↔MTR-NO 02J22349, 19307805
					CT874	CA, MTR-NO 02J22350↔, 19307806↔
					CT874K1	CA, MTR-NO 02J22350↔, 19307806↔
					CT558WP1	CA, ↔MTR-NO 02J22349, 19307805
					CT874WP2	CA, MTR-NO 02J22350↔, 19307806↔
		16LZ2	55	1598	6PK1725	ALT
					6PK1900	ALT, AC
					CT866	CA
					CT866K1	CA
	09/88-11/95	C16NZ, E16NZ, C16NZ2	55	1598	AVX10X913	ALT
					AVX13X875	AC
					5PK975	ALT, PS, ↔CH-NO M1169325
					5PK990	ALT, PS, CH-NO M1169326↔
					CT558	CA, ↔MTR-NO 02J22349, 19307805
					CT874	CA, MTR-NO 02J22350↔, 19307806↔
					CT874K1	CA, MTR-NO 02J22350↔, 19307806↔
					CT558WP1	CA, ↔MTR-NO 02J22349, 19307805
					CT874WP2	CA, MTR-NO 02J22350↔, 19307806↔
1.6 i KAT	09/88-11/95	C16NZ, C16NZ2	55	1598	AVX10X913	ALT, ↔08/1992, MTR-CODE: C16NZ
					AVX13X875	AC, ↔08/1992, MTR-CODE: C16NZ
					5PK975	ALT, PS, ↔CH-NO M1169325, ↔08/1992, MTR-CODE: C16NZ
					5PK990	ALT, PS, CH-NO M1169326↔, ↔08/1992, MTR-CODE: C16NZ
					6PK1460	ALT, PS, 09/1992↔, MTR-CODE: C16NZ
					6PK1725	ALT, (AC), MTR-CODE: C16NZ2
					6PK1800	ALT, PS, AC, 09/1992↔, MTR-CODE: C16NZ
					6PK1900	ALT, (AC), MTR-CODE: C16NZ2





OPEL

VECTRA A (86_, 87_, 88_, 89_) ↩

					CT558 CT866 CT874 CT866K1 CT874K1 CT558WP1 CT874WP2	CA, ⇨MTR-NO 02J22349, MTR-CODE: C16NZ CA, MTR-CODE: C16NZ2 CA, MTR-NO 02J22350⇨, MTR-CODE: C16NZ CA, MTR-CODE: C16NZ2 CA, MTR-CODE: C16NZ, MTR-NO 02J22350⇨ CA, ⇨MTR-NO 02J22349, MTR-CODE: C16NZ CA, MTR-CODE: C16NZ, MTR-NO 02J22350⇨
1.6, 1.6 S	09/88-05/93	16SV	60	1598	AVX10X913 AVX13X875 5PK975 5PK990 6PK1460 6PK1800 CT558 CT874 CT874K1 CT558WP1 CT874WP2	ALT, ⇨08/1992 AC, ⇨08/1992 ALT, PS, ⇨CH-NO M1169325, ⇨08/1992 ALT, PS, CH-NO M1169326⇨, ⇨08/1992 ALT, PS, 09/1992⇨ ALT, PS, AC, 09/1992⇨ CA, ⇨MTR-NO 02J22349, 19307805 CA, MTR-NO 02J22350⇨, 19307806⇨ CA, MTR-NO 02J22350⇨, 19307806⇨ CA, ⇨MTR-NO 02J22349, 19307805 CA, MTR-NO 02J22350⇨, 19307806⇨
1.7 D	09/88-09/92	17D	42	1700	AVX10X813 AVX10X825 AVX10X913 AVX13X875 3PK690 CT540 CT871 CT540K1 CT540WP1	PS PS, (AUTOM) ALT AC PS CA, ⇨MTR-NO (14/25)333430 CA, MTR-NO (14/25)333431⇨ CA, ENGINE: Opel, ⇨MTR-NO 14333430 CA, ENGINE: Opel, ⇨MTR-NO 14333430
	07/92-11/95	17DR	44	1700	AVX10X813 AVX10X825 AVX10X875 AVX10X913 CT540 CT871 CT871K2	PS, (MANL) PS, (AUTOM) AC ALT CA, ⇨MTR-NO (14/25)363651 CA, MTR-NO (14/25)363652⇨ CA, ENGINE: Opel
1.7 TD	03/90-11/95	17DT (TC4EE1), X17DT (TC4EE1)	60	1686	AVX10X950 AVX13X915 AVX13X925 CT748 CT748K5 CT748K6	PS ALT, AC ALT CA CA, ⇨MTR-NO 551 390 CA, MTR-NO 551 391⇨
1.8 i KAT	03/90-11/95	C18NZ	66	1796	AVX10X1000 AVX10X800 AVX10X925 AVX13X875 3PK690 6PK1725 6PK1900 CT720 CT866 CT866K1 CT720WP1	ALT, FOR ALT: 90A, ⇨08/1992 PS, ⇨08/1992 ALT, FOR ALT: 70A, ⇨08/1992 AC, ⇨08/1992 PS, ⇨08/1992, (AC) ALT, PS, 08/1992⇨ ALT, PS, AC, 08/1992⇨ CA, ⇨MTR-NO (14/25)142838 CA, MTR-NO (14/25)142839⇨ CA, MTR-NO 14142839⇨ CA, ⇨MTR-NO 14142838
1.8 i, 1.8 S, 1.8 S 4x4	09/88-10/90	18SV, E18NVR	65-66	1796	AVX10X1000 AVX10X800 AVX10X925 AVX13X875 3PK690 CT720 CT866 CT720WP1	ALT, FOR ALT: 90A PS ALT, FOR ALT: 70A AC PS, (AC) CA, ⇨MTR-NO (14/25)142838 CA, MTR-NO (14/25)142839⇨ CA, ⇨MTR-NO 14142838
2.0	04/88-09/89	C20NEF	74	1998	AVX10X1000 AVX10X800	ALT, FOR ALT: 90A PS





OPEL

VECTRA A (86_, 87_, 88_, 89_) ↕

					AVX10X925 AVX13X875 3PK690 CT720 CT866 CT720WP1	ALT, FOR ALT: 70A AC PS, (AC) CA, ⇨MTR:NO (14/25)142838 CA, MTR:NO (14/25)142839⇨ CA, ⇨MTR:NO 14142838, MTR-CODE: C2ONE
2.0 i 16V	02/89-10/90	20XEJ	110	1998	6PK1725 6PK1900 CT724 CT871	ALT, PS ALT, PS, AC CA, ⇨MTR:NO (14/25)142838 CA, MTR:NO (14/25)142839⇨
2.0 i 16V KAT	02/90-11/95	C20XE	110	1998	6PK1725 6PK1900 CT724 CT871 CT724K1 CT871K1	ALT, (AC) ALT, (AC) CA, ⇨MTR:NO (14/25)142838 CA, MTR:NO (14/25)142839⇨ CA, ⇨MTR:NO 14142838 CA, MTR:NO 14142839⇨
2.0 i 16V, 2.0 i 16V 4x4	06/94-11/95	X20XE	100	1998	6PK1725 6PK1900 CT870 CT870K1 CT870WP2	ALT, (AC) ALT, (AC) CA CA CA
2.0 i 4x4 KAT, 2.0 i KAT	09/88-11/95	C20NE	85	1998	AVX10X1000 AVX10X800 AVX10X925 AVX13X875 3PK690 6PK1725 6PK1900 CT720 CT866 CT866K1 CT720WP1	ALT, FOR ALT: 90A, ⇨08/1992 PS, ⇨08/1992 ALT, FOR ALT: 70A, ⇨08/1992 AC, ⇨08/1992 PS, ⇨08/1992, (AC) ALT, (AC), 08/1992⇨ ALT, (AC), 08/1992⇨ CA, ⇨MTR:NO (14/25)142838 CA, MTR:NO (14/25)142839⇨ CA, MTR:NO 14608701⇨ CA, ⇨MTR:NO 14142838
2.0 i Turbo 4x4	06/94-11/95	C20LET	150	1998	6PK1725 6PK1900 CT724 CT871 CT871K1	ALT, PS ALT, PS, AC CA, ⇨MTR:NO (14/25)002934 CA, MTR:NO (14/25)002935⇨ CA
2.0 i, 2.0 i 4x4	01/88-10/90	Z0NE	85	1998	AVX10X1000 AVX10X800 AVX10X925 AVX13X875 3PK690 CT720 CT866 CT720WP1	ALT, FOR ALT: 90A PS ALT, FOR ALT: 70A AC PS, (AC) CA, ⇨MTR:NO (14/25)142838 CA, MTR:NO (14/25)142839⇨ CA, ⇨MTR:NO 14142838
2.0 i, 2.0 i 4x4, 2.0 i GT	09/88-11/95	Z0SEH	95	1998	AVX10X1000 AVX10X800 AVX10X925 AVX13X875 3PK690 6PK1725 6PK1900 CT720 CT866 CT720WP1	ALT, FOR ALT: 90A, ⇨08/1992 PS, ⇨08/1992 ALT, FOR ALT: 70A, ⇨08/1992 AC, ⇨08/1992 PS, ⇨08/1992, (AC) ALT, PS, 08/1992⇨ ALT, PS, AC, 08/1992⇨ CA, ⇨MTR:NO (14/25)142838 CA, MTR:NO (14/25)142839⇨ CA, ⇨MTR:NO 14142838
2.5 V6	02/93-11/95	C25XE	125	2498	6PK1900 6PK2020 6PK2260 6PK2271 CT884 CT884K1	ALT, (AC) ALT, (AC), 08/1993⇨ ALT, (AC), ⇨08/1993, FOR ALT: 120A ALT, (AC), ⇨08/1993 CA CA





OPEL						
VECTRA A (86_, 87_, 88_, 89_)						
↔ 2000/GT 16V, 2000 16V 4x4	01/89-06/94	20XEJ	110	1998	AVX10X788 AVX10X913 AVX13X875 3PK690 6PK1725 6PK1900 CT724 CT871	PS, ↔08/1992 ALT, ↔08/1992 AC, ↔08/1992 PS, ↔08/1992, (AC) ALT, PS ALT, PS, AC CA, ↔MTR-NO (14/25)142838, ↔12/1992 CA, MTR-NO (14/25)142839↔, 01/1993↔
2000/GT 16V 4x4 KAT, 2000/GT 16V KAT	02/90-11/95	C20XE	110	1998	6PK1725 6PK1900 CT724 CT871 CT724K1 CT871K1	ALT, PS ALT, PS, AC CA, ↔MTR-NO (14/25)142838 CA, MTR-NO (14/25)142839↔ CA, ↔MTR-NO 14142838 CA, MTR-NO 14142839↔
VECTRA B (31_, 36_, 38_) 1.6i						
	10/95-07/03	X16SZR	55	1598	6PK1460 6PK1800 CT874 CT874K1 CT874WP2	ALT, PS ALT, PS, AC CA CA CA
1.6i 16V	10/95-07/02	X16XEL, Y16XE, Z16XE	74	1598	6PK1530 6PK1800 CT873 CT873K1 CT873WP1 CT873WP4	ALT ALT, AC CA CA CA, MTR-NO 02MZ5254↔, 20U75999↔ CA, ↔MTR-NO 02MZ5253, 20U75998
1.7 TD	10/95-12/98	X17DT (TC4EE1)	60	1686	AVX10X950 AVX13X915 AVX13X925 CT748 CT748K6	PS ALT, AC ALT CA CA, ENGINE: Isuzu
1.8i 16V	10/95-09/00	X18XE	85	1799	6PK1725 6PK1900 CT870 CT870K1 CT870WP2	ALT, (AC) ALT, (AC) CA CA CA
	09/00-07/03	Z18XE	92	1796	6PK1538 6PK1800 CT873 CT873K1 CT873WP2	ALT ALT, AC CA CA CA, MTR-CODE: X18XE1
	10/95-09/00	X18XE1	85	1796	6PK1530 6PK1725 6PK1800 6PK1900 CT870 CT873 CT870K1 CT873K1 CT870WP2 CT873WP2	ALT, (AC), MTR-CODE: X18XE1 ALT, (AC), MTR-CODE: X18XE ALT, (AC), MTR-CODE: X18XE1 ALT, (AC), MTR-CODE: X18XE CA, MTR-CODE: X18XE CA, MTR-CODE: X18XE1 CA, MTR-CODE: X18XE CA, MTR-CODE: X18XE1 CA, MTR-CODE: X18XE CA, MTR-CODE: X18XE1 CA, MTR-CODE: X18XE1 CA, MTR-CODE: X18XE1
2.0 DI 16V	11/96-04/02	X20DTL	60	1995	6PK1800 6PK1900 6PK1800D1 6PK1900D1 VD1031 MS03	ALT ALT, AC ALT ALT, AC ONLY WITH VD1031
2.0 DTI 16V	06/97-07/03	X20DTH, Y20DTH	74	1995	6PK1800 6PK1900 6PK1800D1	ALT ALT, AC ALT



OPEL

OPEL

VECTRA B (31_, 36_, 38_)

					6PK1900D1 VD1031 MS03	ALT, AC ONLY WITH VD1031
2.0 i 16V	10/95-09/00	X20XEV, C20SEL	100	1998	6PK1725 6PK1900 CT870 CT870K1 CT870WP2	ALT, (AC) ALT, (AC) CA CA CA
2.2 DTI 16V	09/00-07/03	Y22DTR	92	2172	6PK1800 6PK1900 6PK1800D1 6PK1900D1 VD1031 MS03	ALT ALT, AC ALT ALT, AC ONLY WITH VD1031
2.2 i 16V	09/00-07/03	Z22SE	108	2198	5PK1030 5PK880	ALT, (AC) ALT, (AC)
2.6 i V6	09/00-04/02	Y26SE	125	2597	6PK1900 6PK2020 CT990 CT990K1 CT990K2	ALT, WP, PS ALT, WP, AC, PS CA CA, ⇨ MTR-NO 11162841, 17080724 CA, MTR-NO 11162842⇨, 17080725⇨
2.5 i V6, i 500 2.5	10/95-09/00	X25XE	125-143	2498	6PK1900 6PK2020 CT884 CT990 CT884K1 CT990K1	ALT, WP, PS ALT, WP, AC, PS CA, ⇨ CH-NO W1285446, W5276825, W7154528, WL999999 CA, CH-NO W1285447⇨, W7154259⇨, XL000001⇨ CA, ⇨ CH-NO W1285446, W5276825, W7154528, WL999999 CA, CH-NO W1285447⇨, W7154259⇨, XL000001⇨

VECTRA C

1.6	01/06-	Z16XEP	77	1598	5PK1450 5PK1546 5PK1570 VD1106 CT1077 CT1077K1 CT1077WP1	ALT, (AC) ALT, (AC), ⇨ MTR-NO 51999999, 58999999 ALT, (AC), MTR-NO 61000001⇨ CA CA CA
1.6, 1.6 16V	06/04-	Z16XE	74	1598	5PK1240 5PK1255 5PK940 AP9003 CT975 CT975K3 CT975WP1	ALT, (AC), ⇨ CH-NO 51058884, 48999999 ALT, (AC), CH-NO 51058885⇨, 58xxxxx⇨ ALT, (AC) ALT, (Bosch), FOR ALT: 120A, OE-NO 9195336 CA CA CA
1.8	01/06-	Z18XER	103	1796	5PK1450 5PK1546 5PK1570 VD1106 CT1077 CT1077K1 CT1077WP1	ALT, (AC) ALT, (AC), ⇨ MTR-NO 51999999, 58999999 ALT, (AC), MTR-NO 61000001⇨ CA CA CA
1.8, 1.8 16V	04/02-	Z18XE, Z18XEL	81-90	1796	5PK1240 5PK1255 5PK940 AP9003 CT975 CT975K3 CT975WP2	ALT, (AC), ⇨ CH-NO 51058884, 48999999 ALT, (AC), CH-NO 51058885⇨, 58xxxxx⇨ ALT, (AC) ALT, (Bosch), FOR ALT: 120A, OE-NO 9195336 CA CA CA
1.9 CDTI	04/04-	Z19DT, Z19DTL	74-88	1910	6PK1050	ALT, (AC)





OPEL						
VECTRA C						
					6PK1413 AP9017 AP9028 VD1065 CT1106 CT1106K1 CT1106WP1	ALT, AC ALT, (Denso), FOR ALT: 100A, OE-NO 93180098, FOR ALT: 120A, OE-NO 93180102, FOR ALT: 130A, OE-NO 93180104 ALT, (Bosch), OE-NO 93191921, FOR ALT: 120A, OE-NO 93191922, FOR ALT: 140A ⇨CH-NO 5545149 CA, MTR-CODE: Z19DT CA, MTR-CODE: Z19DT CA, MTR-CODE: Z19DT
		Z19DTH	110	1910	6PK1050 6PK1413 6PK1050D1 6PK1413D2 AP9017 AP9028 VD1065 VD1067 MS30 CT1105 CT1105K1 CT1105WP1	ALT, (AC) ALT, AC ALT, (AC), CH-NO 71021892⇨ ALT, AC, CH-NO 71021892⇨ ALT, (Denso), FOR ALT: 100A, OE-NO 93180098, FOR ALT: 120A, OE-NO 93180102, FOR ALT: 130A, OE-NO 93180104 ALT, (Bosch), OE-NO 93191921, FOR ALT: 120A, OE-NO 93191922, FOR ALT: 140A ⇨CH-NO 71021891, 48999999 CH-NO 71021892⇨ ONLY WITH VD1067 CA, MTR-CODE: Z19DTH CA, MTR-CODE: Z19DTH CA, MTR-CODE: Z19DTH
2.0 16V Turbo, 2.0 Turbo	03/03-	Z20NET	129	1998	5PK1030 5PK880	ALT, AC ALT, (AC)
2.0 DTI, 2.0 DTI 16V	04/02-	Y20DTH	74	1995	6PK1805 6PK1880 VD1031 MS03	ALT, (AC) ALT, AC ONLY WITH VD1031
2.2 16V, 2.2 direct	04/02-	Z22SE, Z22YH	108- 114	2198	5PK1030 5PK880	ALT, (AC) ALT, (AC)
2.2 DTI, 2.2 DTI 16V	04/02-	Y22DTR	92	2172	6PK1805 6PK1880 VD1031 MS03	ALT, (AC) ALT, AC ONLY WITH VD1031
2.8 V6 Turbo	08/05-	Z28NEL, Z28NET	169- 206	2792	6PK2120	ALT
3.0 CDTI, 3.0 V6 CDTI	06/03-	Y30DT, Z30DT	130- 135	2958	6PK1920 CT1079 CT1079K1	ALT, PS, AC CA CA
3.2 V6	08/02-	Z32SE	155	3175	6PK1863 6PK1990 CT990 CT990K2	ALT, (AC) ALT, AC CA CA
VIVARO (E7, F7, J7)						
1.9 DI, 1.9 DTI	08/01-	F9Q774, F9Q762	60-74	1870	5PK1125 6PK1795 AP9039 AP9043 VD1101 CT1025 CT1025K1 CT1025WP2	ALT, (AC) ALT, (AC) ALT, (Valeo), FOR ALT: 125A, OE-NO 9111540, 93160665, 93161425, 93189523, MTR-CODE: F9Q-762 ALT, (Valeo), FOR ALT: 120A, ALT-No: SG 12 B 050, SG 12 B 095, SG 12 B 108, SG 12 B 116, (AC) (AC) CA CA CA
1.9 DTI	08/06-	F9Q760	74	1870	5PK1125 6PK1795 AP9039	ALT, (AC) ALT, (AC) ALT, (Valeo), FOR ALT: 125A, OE-NO 9111540,



OPEL

VIVARO (E7, F7, J7)

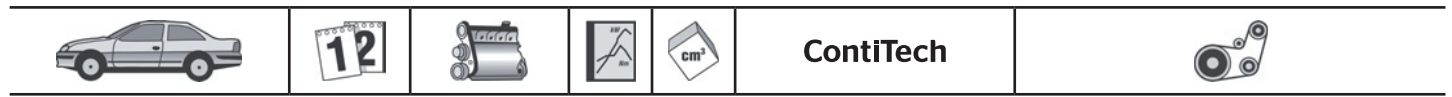


					AP9043 VD1101 CT1025 CT1025K1 CT1025WP2	93160665, 93161425, 93189523 ALT, (Valeo), FOR ALT: 120A, ALT-No: SG 12 B 050, SG 12 B 095, SG 12 B 108, SG 12 B 116, (-AC) (AC) CA CA CA
2.0 16V, 2.0 ECOTEC	08/01-	F4R720, F4R820	86-88	1998	5PK1125 6PK1795 CT1130	ALT, (AC), MTR-CODE: F4R 720, F4R 820 ALT, (AC), MTR-CODE: F4R 720, F4R 820 CA, MTR-CODE: F4R 720, F4R 820
2.0 CDTI	01/06-	M9R780, M9R782, M9R784, M9R786, M9R788	66-84	1995	7PK1687 7PK1741 7PK1741 7PK1970 7PK1970 7PK2000	ALT, (AC), (-PTO), MTR-NO C012568⇒, MTR-CODE: M9R786 ALT, (AC), (-PTO) MTR-CODE: M9R786, ALT, (AC), (-PTO), ⇒MTR-NO C012567 ALT, (AC), (PTO), OE-NO 93161809, 4431667 ALT, (AC), (PTO) ALT, (AC), (PTO), OE-NO 93198427, 4434866
2.5 CDTI	08/06-	G9MB6, G9U630	107	2463	7PK1795 7PK1834 AP9039 CT1046 CT1046K1	ALT ALT, (AC), (PTO), OE-NO 4434612, 8200778717 ALT, (Valeo), FOR ALT: 125A, OE-NO 91111540, 93160665, 93161425, 93189523, MTR-CODE: G9U 630 CA CA
2.5 CDTI, 2.5 DTI	08/06-	G9U630, G9U730	84-99	2463-2464	AP9039	ALT, (Valeo), FOR ALT: 125A, OE-NO 91111540, 93160665, 93161425, 93189523
2.5 DTI	05/03-	G9U730, G9U630	99	2463	6PK1153 6PK1795 AP9039 VD1109 CT1046 CT1046K1	ALT, (AC), ⇒07/2006 ALT, (AC), ⇒07/2006 ALT, (Valeo), FOR ALT: 125A, OE-NO 91111540, 93160665, 93161425, 93189523 ⇒CH-NO C069549, (AC) CA, ⇒07/2006 CA, ⇒07/2006

ZAFIRA A (F75)

1.6	09/02-06/05	Z16YNG	70	1598	AP9003	ALT, (Bosch), FOR ALT: 120A, OE-NO 9195336
1.6 16V	04/99-06/05	X16XEL, Z16XE	74	1598	5PK1212 5PK1212 5PK1255 5PK940 AP9003 AP9003 CT975 CT975K2 CT975K3 CT975WP1 CT975WP3 CT975WP6	ALT, (AC) ALT, (AC), FOR ALT: 100A, CH-NO 229999999⇒, 2H9999999⇒ ALT, (AC), FOR ALT: 100A, ⇒CH-NO 12999999, 1H999999 ALT, (AC) ALT, (Bosch), FOR ALT: 120A, OE-NO 9195336, MTR-CODE: X 16 XEL, CH-NO C 4G000001⇒ ALT, (Bosch), FOR ALT: 120A, OE-NO 9195336, MTR-CODE: Z 16 XE, ALT, (Bosch), FOR ALT: 120A, OE-NO 9195336 CA CA, ⇒MTR-NO 02HL5117, 20041690 CA, MTR-NO 02HL5118⇒, 20041691⇒ CA, MTR-NO 02MV7225⇒, 20U75999⇒ CA, MTR-NO 02HL5118⇒, 20041691⇒, ⇒MTR-NO 02MV7224, 20U75998 CA, ⇒MTR-NO 02HL5117, 20041690
1.6 CNG	09/01-06/05	Z16YNG	71	1598	5PK1212 5PK1255 5PK940 AP9003 CT975 CT975K3 CT975WP1	ALT, (AC), CH-NO 229999999⇒, 2H9999999⇒ ALT, (AC), ⇒CH-NO 12999999, 1H999999 ALT, (AC) ALT, (Bosch), FOR ALT: 120A, OE-NO 9195336 CA CA CA CA





OPEL						
ZAFIRA A (F75.)						
↔ 1.8	02/03-06/05	Z18XEL	81	1796	5PK1212 5PK940 AP9003 CT975 CT975K2 CT975K3 CT975WP2 CT975WP6	ALT, (AC) ALT, (AC) ALT, (Bosch), FOR ALT: 120A, OE-NO 9195336 CA CA, ⇨MTR-NO 02HL5117, 20041690 CA, MTR-NO 02HL5118⇨, 20041691⇨ CA, MTR-NO 02HL5118⇨, 20041691⇨ CA, ⇨MTR-NO 02HL5117, 20041690
1.8 16V	04/99-06/05	Z18XE, X18XE1	85-92	1796	5PK1212 5PK1255 5PK940 AP9003 CT975 CT975K2 CT975K3 CT975WP2 CT975WP5	ALT, (AC), FOR ALT: 120A ALT, (AC), FOR ALT: 100A MTR-CODE: Z18XE, ALT, (-AC) ALT, (Bosch), FOR ALT: 120A, OE-NO 9195336 CA CA, ⇨MTR-NO 02HL5117, 20041690 CA, MTR-NO 02HL5118⇨, 20041691⇨ CA, MTR-NO 02HL5118⇨, 20041691⇨ CA, ⇨MTR-NO 02HL5117, 20041690
2.0 DI 16V, 2.0 DTI 16V	10/99-06/05	X20DTL, Y20DTH	60-74	1995	6PK1800 6PK1863 6PK1873 6PK1800D1 6PK1863D1 6PK1873D1 VD1031 MS03	ALT, (AC) ALT, (AC), ⇨CH-NO 2H019030, 22109974 ALT, (AC), CH-NO 2H019031⇨, 22109975⇨ ALT, (AC) ALT, (AC), ⇨CH-NO 2H019030, 22109974 ALT, (AC), CH-NO 2H019031⇨, 22109975⇨ ONLY WITH VD1031
2.0 OPC	09/01-06/05	Z20LET, Z20LER	141-147	1998	5PK1680 CT1023 CT1023K2 CT1023K3	ALT, AC CA, MTR-CODE: Z20LET CA, MTR-CODE: Z20LET, ⇨CH-NO 3-999999 CA, MTR-CODE: Z20LET, CH-NO 4-000001⇨
2.2 16V	09/00-06/05	Z22SE	108	2198	5PK1030 5PK880	ALT, (AC) ALT, (AC)
2.2 DTI 16V	01/02-06/05	Y22DTR	92	2172	6PK1805 6PK1863 VD1031 MS03	ALT, (-AC), MTR-CODE: Y22DTR ALT, (AC) ONLY WITH VD1031
ZAFIRA B (A05)						
1.6	07/05-	Z16XEP, Z16XE1	77	1598	5PK1450 5PK1546 AP9003 VD1106 CT1077 CT1077K1 CT1077WP1	ALT, (AC) ALT, AC ALT, (Bosch), FOR ALT: 120A, OE-NO 9195336 CA CA CA
	01/08-	Z16XER, A16XER	85	1598	5PK1450 5PK1546 VD1106 CT1077 CT1077K1 CT1077WP1	ALT, (AC) ALT, (AC) CA CA CA
1.6 CNG	01/06-	Z16YNG	69	1598	5PK1212 5PK940 AP9003 CT975 CT975K3 CT975WP1	ALT, (AC) ALT, (AC) ALT, (Bosch), FOR ALT: 120A, OE-NO 9195336 CA CA CA
1.6 CNG Turbo	02/09-	Z16XNT, A16XNT	110	1598	5PK1546 CT1077 CT1077K1 CT1077WP1	ALT CA CA CA
1.7 CDTI	01/08-	A17DTJ, A17DTR,	81-92	1686	6PK1250	ALT, (-AC)

OPEL



ContiTech



OPEL

ZAFIRA B (A05)

					6PK1605 AP9044 CT1014 CT1014K5	ALT, (AC) ALT, (Delco Remy), FOR ALT: 100A, OE-NO 98031154, FOR ALT: 140A, OE-NO 98031155 CA CA
1.8	07/05-	Z18XER, A18XER	103	1796	5PK1450 5PK1546 CT1077 CT1077K1 CT1077WP1	ALT, (AC) ALT, (AC) CA CA CA
1.9 CDTI	07/05-	Z19DTH	110	1910	6PK1050 6PK1370 6PK1380 6PK1050D1 6PK1370D1 AP9017 AP9028 VD1065 VD1067 MS30 CT1105 CT1105K1 CT1105WP1	ALT, (AC) ALT, (AC), OE-NO 93 185 361 ALT, (AC), OE-NO 55 561 329 ALT, (AC), CH-NO 72156709⇨, 7G150346⇨ ALT, (AC), CH-NO 72156709⇨, 75189053⇨, 78104401⇨, OE-NO 93 185 361 ALT, (Denso), FOR ALT: 100A, OE-NO 93180098, FOR ALT: 120A, OE-NO 93180102, FOR ALT: 130A, OE-NO 93180104 ALT, (Bosch), OE-NO 93191921, FOR ALT: 120A, OE-NO 93191922, FOR ALT: 140A ⇨CH-NO 72156708, 7G150345 CH-NO 72156709⇨, 7G150346⇨ ONLY WITH VD1067 CA, MTR-CODE: Z19DTH CA, MTR-CODE: Z19DTH CA, MTR-CODE: Z19DTH
		Z19DT, Z19DTL	74-88	1910	6PK1050 6PK1370 6PK1380 AP9017 AP9028 VD1065 CT1106 CT1106K1 CT1106WP1	ALT, (AC) ALT, (AC), OE-NO 93 185 361 ALT, (AC), OE-NO 55 561 329 ALT, (Denso), FOR ALT: 100A, OE-NO 93180098, FOR ALT: 120A, OE-NO 93180102, FOR ALT: 130A, OE-NO 93180104 ALT, (Bosch), OE-NO 93191921, FOR ALT: 120A, OE-NO 93191922, FOR ALT: 140A ⇨CH-NO 5545149 CA, MTR-CODE: Z19DT CA, MTR-CODE: Z19DT CA, MTR-CODE: Z19DT
2.0	07/05-	Z20LEH, Z20LER	147-177	1998	5PK1680 CT1023 CT1023K3	ALT CA CA
2.2	07/05-	Z22YH	110	2198	5PK1030 5PK880	ALT, (AC) ALT, (AC)

ZAFIRA C (P12)

1.4, 1.4 LPG	10/11-	A14NEL, A14NET	88-103	1364	5PK1212 5PK1397	ALT, (AC) ALT, (AC)
1.6 CNG	10/11-	A16XNT	110	1598	6PK1453 CT1077 CT1077K1 CT1077WP1	ALT, (AC) CA CA CA
1.8	10/11-	A18XEL	85-88	1796	6PK1453 CT1077 CT1077K1 CT1077WP1	ALT, (AC) CA CA CA

PANTHER

LIMA						
2.3	01/76-12/82		81	2279	CT719	ALT



PEUGEOT						
1007 (KM_)						
1.4	04/05-	KFV (TU3JP)	54	1360	6PK1050 6PK1125 6PK730 VD1100 CT1067 CT1067K1 CT1067WP1	ALT, (AC), MTR-CODE: TU3A ALT, (AC), MTR-CODE: TU3JP ALT CA, MTR-CODE: TU3JP, TU3A CA, MTR-CODE: TU3JP, TU3A CA, MTR-CODE: TU3JP, TU3A
1.4 16V	10/05-	KFU (ET3J4)	65	1360	6PK1050 6PK730 VD1100 CT1101 CT1101K1	ALT, (AC), MTR-CODE: TU3A, ET3J4 ALT CA, MTR-CODE: ET3J4 CA, MTR-CODE: ET3J4
1.4 HDi	04/05-	8HX (DV4TD), 8HZ (DV4TD)	50	1398	6PK800 6PK976 AP9013 AP9019 AP9023 AP9042 VD1094 MS08 CT1063 CT1063K1 CT1063WP2	ALT, (AC) ALT, (AC) ALT, (Valeo), FOR ALT: 150A, OE-NO 5705AS, 5702NH, 5705EY, ALT-No: TG15C020, TG15C028, TG15C053 ALT, (Valeo), ALT-No: TG15C118, FOR ALT: 150A, OE- NO 5705AS, 5705EY ALT, (Bosch), FOR ALT: 150A, OE-NO 5705 AS, 5705 NH, 5705 EY, ALT-No: 0 124 525 035 ALT, (Bosch), FOR ALT: 150A, OE-NO 5705 AS, 5705 NH, 5705 EY, ALT-No: 0 124 525 035 ONLY WITH VD1094 CA CA CA
1.6 16V	04/05-	NFU (TU5JP4)	80	1587	6PK1050 6PK1070 6PK730 VD1100 CT1065 CT1065K3 CT1065WP2	ALT, (AC), ⇨09/2007, ⇨ORG-NO 11255 ALT, (AC), 09/2007⇨, ORG-NO 11256⇨ ALT, (AC) CA CA CA
1.6 HDi	06/07-	9HZ (DV6TED4)	80	1560	6PK800 6PK976 AP9013 AP9019 AP9023 AP9042 VD1096 MS08 CT1092 CT1092K1 CT1092WP1	ALT, (AC) ALT, (AC) ALT, (Valeo), FOR ALT: 150A, OE-NO 5702H4, 5705AS, 5705EY, ALT-No: TG15C020, TG15C028, TG15C053 ALT, (Valeo), ALT-No: TG15C118, FOR ALT: 150A, OE- NO 5705AS, 5705EY ALT, (Bosch), FOR ALT: 150A, OE-NO 5705 AS, 5705 NH, 5705 EY, ALT-No: 0 124 525 035 ALT, (Bosch), FOR ALT: 150A, OE-NO 5705 AS, 5705 NH, 5705 EY, ALT-No: 0 124 525 035 ONLY WITH VD1096 CA CA CA
104						
0.9	09/73-10/83	108 (XV3), 108 (XV5)	33	954	AVX10X900 AVX10X913	ALT, ⇨10/1978 ALT, 10/1978⇨
1.0	09/83-06/88	108C (XV8)	32	954	AVX10X913	ALT
1.1	07/76-06/88	109 (XW3), 109F (XW7)	37-42	1124	AVX10X900 AVX10X913	ALT, ⇨10/1978 ALT, 10/1978⇨
1.2	08/79-06/83	129 (XZ5)	42	1219	AVX10X913	ALT
1.4	08/79-06/84	150 (XY6B)	53	1360	AVX10X913	ALT
106 I (1A, 1C)						
1.0	09/91-04/96	TU9, CDY (TU9M)	33	954	AVX10X710 	ALT



PEUGEOT

1061 (1A, 1C)



					5PK1020 5PK1020 CT718 CT718K1 CT718WP1	ALT, AC ALT, PS, (-AC) CA CA CA, 01/1992⇒
		CDZ (TU9M)	37	954	AVX10X715 5PK1020 CT718 CT718K1 CT718WP1	ALT, (-AC) ALT, (AC) CA CA CA
1.1	09/91-04/96	HDZ (TU1M)	44	1124	AVX10X710 5PK1020 5PK1020 CT1066 CT718 CT1066K1 CT718K1 CT718WP1	ALT ALT, AC ALT, PS, (-AC) CA, MTR:NO 3762435⇒ CA, ⇄MTR:NO 3762434 CA, MTR:NO 3762435⇒ CA, ⇄MTR:NO 3762434 CA, ⇄MTR:NO 3762434
1.3	10/93-04/96	TU2J2	72	1294	AVX10X710 5PK1020 5PK1020 CT607 CT607K1 CT607WP1	ALT ALT, AC ALT, PS, (-AC) CA CA CA
1.4	08/91-03/96	K5A (TU3)	51	1360	AVX10X715 5PK1020 CT607 CT607K1	ALT, (AC) ALT, (AC) CA CA
	09/91-04/96	KDX (TU3MC), KDY (TU3M)	55	1361	AVX10X710 5PK1020 5PK1020 CT607 CT744 CT744 CT607K1 CT744K1 CT607WP1	ALT ALT, AC ALT, PS, (-AC) CA, ⇄MTR:NO 50355042 CA, MTR:NO 50355043⇒ (XSI) CA, ⇄MTR:NO 50355042 CA, MTR:NO 50355043⇒ CA, ⇄MTR:NO 50355042
		KFZ (TU3J2/Z)	69	1361	AVX10X710 5PK1020 5PK1020 CT607 CT744 CT744 CT607K1 CT744K1	ALT ALT, AC ALT, PS, (-AC) CA, ⇄MTR:NO 50355042 (XSI) CA, MTR:NO 50355043⇒ CA, ⇄MTR:NO 50355042 CA, MTR:NO 50355043⇒
1.4 D	09/92-04/96	K9Y (TUD3Y)	37	1361	AVX10X700 5PK1020 5PK698 CT710 CT710K1	ALT, (-AC), OE:NO 5750.53 ALT, (AC) ALT, (AC), OE:NO 5750.D7 CA CA
1.5 D	06/94-04/96	VJY (TUD5)	40-43	1527	5PK1020 5PK775 5PK962 VD1085 MS15 CT906 CT906K1 CT906WP1	ALT, (AC) ALT, (PS) ALT, (PS) ONLY WITH VD1085 CA CA CA
1.6	06/93-04/96	NFY (TU5J2), NFZ (TU5JP)	65-76	1587	AVX10X710 5PK1020 5PK1020	ALT ALT, AC ALT, PS, (-AC)





PEUGEOT						
106 I (1A, 1C)						
					CT744 CT744K1	CA CA
106 II (1)						
1.0 i	05/96-	CDY (TU9M), CDZ (TU9M)	33-37	954	AVX10X710 5PK1020 5PK725 CT1066 CT718 CT1066K1 CT718K1 CT718WP1	ALT, FOR ALT: 70A ALT, AC ALT CA, MTR-NO 3762435⇨ CA, ⇨MTR-NO 3762434 CA, MTR-NO 3 762 435⇨ CA, ⇨MTR-NO 3762434 CA
1.1 i	05/96-	HDZ (TU1M), HFX (TU1JP)	44	1124	AVX10X710 5PK1020 5PK725 CT1066 CT718 CT1066K1 CT718K1 CT718K1 CT1066WP1 CT718WP1 CT718WP1	ALT ALT, AC ALT CA, MTR-NO 3762435⇨ CA, ⇨MTR-NO 3762434 CA, MTR-NO 3 762 435⇨, MTR-CODE: TU1JP CA, ⇨MTR-NO 3 762 434, MTR-CODE: TU1JP MTR-CODE: TU1M CA, MTR-NO 3 762 435⇨, MTR-CODE: TU1JP CA, MTR-CODE: TU1JP, ⇨MTR-NO 3 762 434 MTR-CODE: TU1M
	01/97-	HDY (TU1M)	40	1124	AVX10X710 5PK1020 5PK725 CT1066 CT718 CT1066K1 CT718K1 CT718K1 CT1066WP1 CT718WP1 CT718WP1	ALT ALT, AC ALT CA, MTR-NO 3762435⇨ CA, ⇨MTR-NO 3762434 CA, MTR-NO 3 762 435⇨ CA, ⇨MTR-NO 3 762 434 CA, ⇨MTR-NO 3 762 434
1.4 i	05/96-	KFX (TU3JP), KFW (TU3JP)	55	1360	AVX10X710 5PK1020 5PK725 CT1067 CT607 CT1067K1 CT607K1 CT1067WP1 CT607WP1	ALT ALT, AC ALT CA, MTR-NO 3666766⇨ CA, ⇨MTR-NO 3666765 CA, MTR-NO 3666766⇨ CA, ⇨MTR-NO 3666765 CA, MTR-NO 3666766⇨ CA, ⇨MTR-NO 3666765
1.5 D	05/96-	VJX (TUD5), VJY (TUD5)	40-42	1527	5PK1030 5PK775 5PK962 VD1085 MS15 CT906 CT906K1 CT906K2 CT906WP1	ALT, AC ALT ALT, PS ONLY WITH VD1085 CA CA, MTR-CODE: TUD5 CA, MTR-CODE: TUD5B CA, MTR-CODE: TUD5
1.6 i	05/96-	NFZ (TU5JP)	65	1587	AVX10X710 5PK1020 5PK725 CT744 CT744K1	ALT ALT, AC ALT CA CA
1.6 i, 1.6 S16	05/96-	NFW (TU5J2), NFX (TU5J4), NFY (TU5J2)	74-87	1587	5PK1054 5PK775 CT1065 CT1065K2	ALT, AC ALT CA CA
107						
1.0	06/05-	1KR (384F)	50	998	6PK1210 6PK850	ALT, AC ALT, (AC), MTR-CODE: 384F
1.4 HDi	06/05-	8HT (DV4TD)	40	1398	6PK800	ALT, (AC)





ContiTech



PEUGEOT

107
↕

					6PK962 AP9013 AP9019 VD1094 MS08 CT1063 CT1063K1 CT1063WP2	ALT, (AC) ALT, (Valeo), FOR ALT: 150A, OE-NO 5702H4, 5705AS, 5705EY, ALT-No: TG15C020, TG15C028, TG15C053 ALT, (Valeo), ALT-No: TG15C118, FOR ALT: 150A, OE-NO 5705AS, 5705EY ONLY WITH VD1094 CA CA CA
--	--	--	--	--	---	---

205 I (741A/C, 741B, 20D)

1.0	02/83-10/87	108C (XV8)	33	954	AVX10X913 AVX10X925 4PK962	ALT ALT, (AC) AC
1.1	02/83-10/87	109F (XW7), 109N (XW7)	36-37	1124	AVX10X913 AVX10X925 4PK962	ALT ALT, (AC) AC
1.1 CJ	10/89-12/94	HDZ (TU1M)	44	1124	AVX10X710 4PK810 4PK855 CT718 CT718K1 CT718WP1	ALT AC ALT, (AC) CA CA CA
1.4	02/83-10/87	150 (XY6B), 150D (XY7), 150G (XY7)	44-53	1360	AVX10X913 AVX10X925 4PK962	ALT, (AC) ALT, (AC) AC
		150B (XY8), 150H (XY8)	58-59	1360	AVX10X913 AVX10X925 4PK962	ALT ALT, (AC) AC
1.4 CJ	03/88-05/89	150D (XY7), 150G (XY7)	44	1360	AVX10X710 4PK810 4PK855 CT607 CT607K1	ALT AC ALT, (AC) CA CA
	05/91-12/94	KDZ (TU3M), KDY (TU3M)	55	1361	AVX10X710 4PK810 4PK855 CT607 CT744 CT607K1 CT744K1 CT607WP1	ALT AC ALT, (AC) CA, ⇔MTR:NO 50355042 CA, MTR:NO 50355043⇔ CA, ⇔MTR:NO 50355042 CA, MTR:NO 50355043⇔ CA, ⇔MTR:NO 50355042
1.4 CJ, 1.4 CJ KAT	01/89-12/94	KAY (TU3CP), K1D (TU3A)	44-49	1360	AVX10X710 4PK810 4PK855 CT607 CT607K1 CT607WP1	ALT AC ALT, (AC) CA CA CA
1.4 CT	04/86-12/88	150H (XY8), 150B (XY8)	58	1360	AVX10X710 4PK815 4PK855 CT607	ALT AC ALT, (AC) CA
1.6	08/86-10/87	BAZ (XU5CP)	55	1580	CT525 CT525K1	CA CA
1.6 CJ	08/92-12/94	BDY (XU5M3Z)	65	1580	AVX10X613 4PK698 4PK841 4PK954 CT754 CT754K1	PS ALT, (-PS) AC ALT, (PS) CA CA





PEUGEOT

205 I (741A/C, 741B, 20D)

↔					CT754WP1	CA
1.6, 1.6 CTI, 1.6 GTI	12/84-10/90	B180A (XU5J), 180Z (XU5J), 1A (XU51C), B1E (XU51C)	53-76	1580	AVX10X613 4PK698 4PK841 4PK954 CT525 CT525K1	PS ALT, (PS) AC ALT, (PS) CA CA
1.7 Diesel	08/83-10/87	161A (XUD7)	44	1769	AVX10X550 AVX10X613 4PK1217 4PK1230 4PK698 4PK985 CT1061 CT1061K1 CT1061WP2	VACP PS ALT, (AC), CH-NO 5291414↔, OE-NO 5750.66 ALT, (AC), OE-NO 5750.78 ALT, (AC) ALT, (AC), ↔CH-NO 5291414 CA CA CA
1.8 D	02/83-07/90	A9A (XUD7)	44	1769	AVX10X550 AVX10X613 4PK1230 4PK698 4PK715 CT1061 CT1061K1 CT1061WP2	VACP PS ALT, (AC) ALT, (AC), NO COLD COUNTRIES ALT, (AC), COLD COUNTRIES CA CA CA, MTR-CODE: XUD7
1.9 CTI	10/87-12/94	DFZ (XU9J1)	75	1905	AVX10X613 4PK698 4PK841 4PK954 CT525 CT754 CT525K1 CT754K1 CT754WP1	PS ALT, (PS) AC ALT, (PS) CA, ↔01/1992 CA, 01/1992↔ CA, ↔01/1992 CA, 02/1992↔ CA, ORG-NO 5546↔, 02/1992↔
1.9 GTI	10/86-10/87	D6B (XU9JA (ohneKAT)), DFZ (XU9J1)	75-94	1905	AVX10X613 4PK698 4PK841 4PK954 CT525 CT525K1	PS ALT, (PS) AC ALT, (PS) CA CA

205 II (20A/C)

1.0	08/92-05/97	CDZ (TU9M)	37	954	AVX10X710 4PK810 4PK855 CT718 CT718K1	ALT, (AC) AC ALT, (AC) CA CA
	10/87-09/98	TU9	33	954	AVX10X710 4PK810 4PK855 CT718 CT718K1 CT718WP1	ALT AC ALT, (AC) CA CA CA, 01/1988↔
1.1	10/87-10/90	109N (XW7)	36	1124	AVX10X710 4PK815 4PK855 CT718 CT718K1	ALT AC ALT, (AC) CA CA, MTR-CODE: TU9/TU1
	10/87-09/98	H1B (TU1), HDZ (TU1M)	40-44	1124	AVX10X710 4PK810 4PK855 CT718 CT718K1	ALT AC ALT, (AC) CA CA





ContiTech



PEUGEOT

205 II (20A/C)



1.2	01/87-12/90	F1	47	1204	CT718WP1	CA
					AVX10X613	PS
					AVX10X775	ALT
1.3 Rallye	10/87-10/90	TU24	74	1294	AVX10X675	ALT
					CT718	CA
					CT718K1	CA
					CT718WP1	CA
1.4	01/87-07/88	150 (XY6B)	53	1360	AVX10X913	ALT, (AC)
					AVX10X925	ALT, (AC)
					4PK962	AC
	10/87-05/89	150D (XY7), 150G (XY7)	44	1360	AVX10X710	ALT
					4PK810	AC
					4PK855	ALT, (AC)
					CT607	CA
					CT607K1	CA, MTR-CODE: TU3, TU3F
					CT607WP1	CA, MTR-CODE: TU3, TU3F, 01/1988⇨
	06/87-10/90	K1D (TU3A), K2B (TU3S)	49-62	1360	AVX10X710	ALT
					4PK810	AC
					4PK855	ALT, (AC)
					CT607	CA
					CT607K1	CA
					CT607WP1	CA, 01/1988⇨
	07/88-05/89	150H (XY8), 150B (XY8)	58	1360	AVX10X710	ALT
					4PK810	AC
					4PK855	ALT, (AC)
					CT607	CA
					CT607K1	CA, MTR-CODE: TU3, TU3F
	07/88-09/98	KDZ (TU3M), KDY (TU3M), KFX (TU3JP)	55	1361	AVX10X710	ALT
					4PK810	AC
					4PK855	ALT, (AC)
					CT607	CA, ⇨01/1991
					CT744	CA, 01/1991⇨
					CT607K1	CA, MTR-CODE: TU3JP
					CT607K1	CA, MTR-CODE: TU3M, ⇨MTR-NO 50355042
					CT744K1	CA, MTR-CODE: TU3M, MTR-NO 50355043⇨
					CT607WP1	CA, MTR-CODE: TU3JP
					CT607WP1	CA, MTR-CODE: TU3M, ⇨MTR-NO 50355042
	08/90-07/92		50	1360	AVX10X710	ALT, (AC)
					4PK810	AC
					4PK855	ALT, (AC)
					CT607	CA
					CT607K1	CA
	08/90-07/98	KDX (TU3MC), TU32	55	1360	AVX10X715	ALT, (AC)
					4PK815	AC
					4PK855	ALT, (AC)
					CT607	CA, OE-NO 0816.44
					CT744	CA, OE-NO 0816.55
					CT607K1	CA, OE-NO 0831.Q4
					CT744K1	CA, OE-NO 0831.Q5
1.4 KAT	08/87-09/93	KAY (TU3CP)	44	1360	AVX10X710	ALT
					4PK810	AC
					4PK855	ALT, (AC)
					CT607	CA
					CT607K1	CA
					CT607WP1	CA
1.6	10/87-09/98	B1A (XU51C), B1E (XU51C), BAZ (XU5CP)	53-55	1580	4PK698	ALT, (PS)
					4PK841	AC
					4PK954	ALT, (PS)
					CT525	CA, ⇨01/1992
					CT754	CA, 01/1992⇨
					CT525K1	CA, ⇨01/1992





PEUGEOT

205 II (20A/C)

					CT754K1 CT754WP1	CA, 02/1992⇨ CA, ORG-NO 5546⇨, 02/1992⇨
1.6 Aut.	10/87-09/98	BDY (XU5M3Z), BDY (XU5M2Z)	58-65	1580	AVX10X613 4PK698 4PK841 4PK954 CT525 CT754 CT525K1 CT754K1 CT754WP1	PS ALT, (-PS) AC ALT, (PS) CA, ⇨01/1992 CA, 01/1992⇨ CA, ⇨01/1992 CA, 02/1992⇨ CA, ORG-NO 5546⇨, 02/1992⇨
1.6 GTI	10/87-12/89	180A (XU5J), 180Z (XU5J)	76-85	1580	AVX10X613 4PK698 4PK841 4PK954 CT525 CT525K1	PS ALT, (-PS) AC ALT, (PS) CA CA
1.6 GTX	01/87-10/91		69	1592	AVX10X613 AVX10X775 4PK1020	PS ALT AC
1.7 Diesel	07/87-	161A (XUD7)	44	1769	AVX10X550 AVX10X613 AVX10X650 4PK1217 4PK1230 4PK698 4PK985 CT1061 CT1061K1 CT1061K2 CT1061WP1 CT1061WP2	VACP PS, ⇨06/1991 PS, 06/1991⇨ ALT, (AC), CH-NO 5291414⇨, OE-NO 5750.66 ALT, (AC), OE-NO 5750.78 ALT, (AC) ALT, (AC), ⇨CH-NO 5291414 CA CA, ⇨12/1993 CA, 01/1994⇨ CA, 01/1994⇨, ⇨01/1997 CA, ⇨12/1993
1.7 TD	01/90-09/98	A8B (XUD7TE)	57	1769	AVX10X550 AVX10X613 AVX10X650 4PK1230 4PK725 CT1061 CT1061K1 CT1061K2 CT1061WP1 CT1061WP2	VACP PS PS, 06/1991⇨ ALT, AC, OE-NO 5750.78 ALT CA CA, ⇨01/1994 CA, 02/1994⇨ CA, 02/1994⇨, ⇨ORG-NO 07389 CA, ⇨01/1994
1.8 XDT	08/90-05/97	XUD7T	58	1769	4PK1217 4PK715 CT1061 CT1061K1 CT1061K2	AC ALT CA CA, ⇨12/1993 CA, 01/1994⇨
1.9 Diesel	10/87-09/98	DJZ (XUD9Y)	47	1905	AVX10X550 AVX10X613 AVX10X650 4PK1230 4PK698 4PK985 CT1061 CT1061K1 CT1061K2 CT1061WP1 CT1061WP2	VACP PS, ⇨06/1991 PS, 06/1991⇨ ALT, AC, OE-NO 5750.78 ALT ALT, (AC) CA CA, ⇨12/1993 CA, 01/1994⇨ CA, 01/1994⇨ CA, 08/1990⇨, ⇨12/1993
1.9 GTI	10/87-09/98	D6B (XU9JA), DKZ (XU9JAZ)	88-94	1905	AVX10X613 4PK698 4PK841	PS ALT, (-PS) AC



ContiTech



PEUGEOT

205 II (20A/C)



					4PK954 ALT, (PS) CT525 CA, ⇨01/1992 CT754 CA, 01/1992⇨ CT525K1 CA, ⇨01/1992 CT754K1 CA, 02/1992⇨ CT754WP1 CA, ORG-NO 5546⇨, 02/1992⇨
1.9 GTI, 1.9 GTI KAT	10/87-07/94	D2A (XU92C), DFZ (XU9J1)	75	1905	AVX10X613 PS 4PK698 ALT, (-PS) 4PK841 AC 4PK954 ALT, (PS) CT525 CA CT525K1 CA

206 CC (2A/C, 2D, 2E/K)

1.1, 1.1 i

	09/98-	HFZ (TU1JP), HFX (TU1JP)	40-44	1124	AVX10X710 ALT, (-PS), (-AC), FOR ALT: 80A, ⇨06/2002, ⇨ORG-NO 09366 6PK1010 ALT, AC, (-PS) 6PK1453 ALT, PS, (-AC) 6PK1560 ALT, (PS), (AC), ⇨ORG-NO 10394 6PK1564 ALT, (PS), (AC), ORG-NO 10395⇨ 6PK720 ALT, (-PS), (-AC), FOR ALT: 70A, ⇨01/2003, ⇨ORG-NO 09589 6PK730 ALT, (-PS), (-AC), FOR ALT: 80A, 07/2002⇨, ORG-NO 09367⇨ 6PK730 FOR ALT: 70A, 02/2003⇨, ORG-NO 09590⇨ VD1100 (PS), (-STRONIC), ⇨ORG-NO 10191 VD1100 (-PS), (AC), ⇨ORG-NO 10191, MTR-CODE: TU1JP CT1066 CA, MTR-NO 3762435⇨ CT718 CA, ⇨MTR-NO 3762434 CT1066K1 CA, MTR-NO 3 762 435⇨ CT718K1 CA, ⇨MTR-NO 3 762 434 CT1066WP1 CA, MTR-NO 3 762 435⇨ CT718WP1 CA, MTR-CODE: HFZ, ⇨MTR-NO 3 762 434
1.4	07/02-	KFW (TU3JP), KFV (TU3A)	55	1360	6PK1010 ALT, (-PS), (AC) 6PK1453 ALT, (PS), (-AC) 6PK1560 ALT, (PS), (AC), ORG-NO 09276⇨, ⇨ORG-NO 10394 6PK1564 ALT, (PS), (AC), ⇨ORG-NO 09275, ORG-NO 10395⇨ 6PK730 ALT, (-PS), (-AC) CT1067 CA, MTR-NO 3666766⇨ CT607 CA, ⇨MTR-NO 3666765 CT1067K1 CA, MTR-NO 3666766⇨ CT607K1 CA, ⇨MTR-NO 3666765 CT1067WP1 CA, MTR-NO 3666766⇨ CT607WP1 CA, ⇨MTR-NO 3666765
1.4 16V	10/03-	KFU (ET3J4)	65	1360	6PK1225 ALT, (AC) 6PK1564 ALT, (AC) VD1100 CT1101 CA CT1101K1 CA
1.4 HDi eco 70	09/08-	8HZ (DV4TD)	50	1398	6PK1360 ALT, (AC) 6PK1705 ALT, (AC) AP9013 ALT, (Valeo), FOR ALT: 150A, OE-NO 5705AS, 5702NH, 5705EY, ALT-No: TG15C020, TG15C028, TG15C053 AP9019 ALT, (Valeo), FOR ALT: 150A, OE-NO 5705 AS, 5705 NH, 5705 EY, ALT-No: TG15C118 AP9023 ALT, (Bosch), FOR ALT: 150A, OE-NO 5705 AS, 5705 NH, 5705 EY, ALT-No: 0 124 525 035 AP9042 ALT, (Bosch), FOR ALT: 150A, OE-NO 5705 AS, 5705 NH, 5705 EY, ALT-No: 0 124 525 035 VD1096





PEUGEOT

206 CC (2A/C, 2D, 2E/K)



1.4 Hdi, 1.4 HDi eco 70	09/01-	8HX (DV4TD), 8HZ (DV4TD)	50-51	1398	MS08 CT1063 CT1063K1 CT1063WP2	ONLY WITH VD1096 CA CA CA
1.4 i	09/98-	KFX (TU3JP), KFW (TU3JP)	55	1360	6PK1345 6PK1352 6PK1710 AP9013 AP9019 AP9023 AP9042 VD1094 VD1096 MS08 CT1063 CT1063K1 CT1063WP2	ALT, (AC), ⇨ORG-NO 10527 ALT, (AC), ORG-NO 10528⇨ ALT, (AC) ALT, (Valeo), FOR ALT: 150A, OE-NO 5702H4, 5705AS, 5705EY, ALT-No: TG15C020, TG15C028, TG15C053 ALT, (Valeo), ALT-No: TG15C118, FOR ALT: 150A, OE- NO 5705AS, 5705EY ALT, (Bosch), FOR ALT: 150A, OE-NO 5705 AS, 5705 NH, 5705 EY, ALT-No: 0 124 525 035 ALT, (Bosch), FOR ALT: 150A, OE-NO 5705 AS, 5705 NH, 5705 EY, ALT-No: 0 124 525 035 ⇨ORG-NO 10527 ORG-NO 10528⇨ ONLY WITH VD1094, VD1096 CA CA CA
1.6 16V	09/00-	NFU (TU5JP4)	80	1587	AVX10X710 6PK1010 6PK1453 6PK1560 6PK1564 6PK720 6PK730 6PK730 VD1100 CT1067 CT607 CT1067K1 CT607K1 CT1067WP1 CT607WP1	ALT, (PS), (-AC), FOR ALT: 80A, ⇨06/2002, ⇨ORG- NO 09366 ALT, (PS), (AC) ALT, (PS), (AC) ALT, (PS), (AC), ORG-NO 09276⇨, ⇨ORG-NO 10394 ALT, (PS), (AC), ⇨ORG-NO 09275, ORG-NO 10395⇨ ALT, (PS), (-AC), FOR ALT: 70A, ⇨01/2003, ⇨ORG- NO 09589 ALT, (PS), (-AC), FOR ALT: 80A, 07/2002⇨, ORG-NO 09367⇨ ALT, (PS), (-AC), FOR ALT: 70A, 02/2003⇨, ORG-NO 09590⇨ (-PS), (AC), ⇨ORG-NO 10191, MTR-CODE: TU3JP CA, MTR-NO 3666766⇨ CA, ⇨MTR-NO 3666765 CA, MTR-NO 3666766⇨ CA, ⇨MTR-NO 3666765 CA, MTR-NO 3666766⇨ CA, ⇨MTR-NO 3666765
1.6 HDi 110	04/05-	9HZ (DV6TED4)	80	1560	AVX10X710 6PK1010 6PK1453 6PK1560 6PK1564 6PK720 6PK730 6PK730 VD1100 CT1065 CT1065K1 CT1065K3 CT1065WP1 CT1065WP2	ALT, (PS), (-AC), FOR ALT: 80A, ⇨06/2002, ⇨ORG- NO 09366 ALT, AC, (-PS) ALT, PS, (-AC) ALT, (PS), (AC), ORG-NO 09276⇨ ALT, (PS), (AC), ⇨ORG-NO 09275 ALT, (-PS), (-AC), FOR ALT: 70A, ⇨01/2003, ⇨ORG- NO 09589 FOR ALT: 70A, 02/2003⇨, ORG-NO 09590⇨ ALT, (PS), (-AC), FOR ALT: 80A, 07/2002⇨, ORG-NO 09367⇨ CA CA, MTR-CODE: TU5JP4, ⇨MTR-NO 1806404 CA, MTR-CODE: TU5JP4, MTR-NO 1806405⇨ MTR-CODE: TU5JP4, CA, ⇨MTR-NO 1806404 MTR-CODE: TU5JP4, CA, MTR-NO 1806405⇨
1.6 HDi 110	04/05-	9HZ (DV6TED4)	80	1560	6PK1090 ELAST 6PK780 ELAST 6PK800	ALT, (AC), ORG-NO 10556⇨ ALT, (AC), ORG-NO 10556⇨ ALT, (AC), ⇨ORG-NO 10555





PEUGEOT

206 CC (2A/C, 2D, 2E/K)



					6PK976 AP9013 AP9019 AP9023 AP9042 VD1094 VD1096 MS08 CT1092 CT1092K1 CT1092WP1	ALT, (AC), ⇨ORG-NO 10555 ALT, (Valeo), FOR ALT: 150A, OE-NO 5702H4, 5705AS, 5705EY, ALT-No: TG15C020, TG15C028, TG15C053 ALT, (Valeo), ALT-No: TG15C118, FOR ALT: 150A, OE-NO 5705AS, 5705EY ALT, (Bosch), FOR ALT: 150A, OE-NO 5705 AS, 5705 NH, 5705 EY, ALT-No: 0 124 525 035 ALT, (Bosch), FOR ALT: 150A, OE-NO 5705 AS, 5705 NH, 5705 EY, ALT-No: 0 124 525 035 ⇨ORG-NO 10527 ORG-NO 10528⇨ ONLY WITH VD1094, VD1096 CA CA CA
1.6 i	09/98-12/00	NFZ (TU5JP)	65	1587	AVX10X710 6PK1010 6PK1453 6PK1560 6PK1564 6PK720 VD1100 CT744 CT744K1	ALT, (PS), (-AC), FOR ALT: 80A ALT, (PS), (AC) ALT, (PS), (-AC) ALT, (PS), (AC), ORG-NO 09276⇨, ⇨ORG-NO 10394 ALT, (PS), (AC), ⇨ORG-NO 09275, ORG-NO 10395⇨ ALT, (-PS), (-AC), FOR ALT: 70A (-PS), ⇨ORG-NO 10191 CA CA
1.9 D	09/98-11/01	WJZ (DW8)	51	1868	6PK1033 6PK1390 6PK1440 6PK1680 6PK1733 6PK869 VD1080 VD1097 MS02 MS14 CT986 CT986K2 CT986WP2	ALT, (PS), (AC) ALT, (PS), (-AC), ⇨ORG-NO 08336 ALT, (PS), (-AC), ORG-NO 08337⇨ ALT, (PS), (AC), ORG-NO 09520⇨ ALT, (PS), (AC), ⇨ORG-NO 09519 ALT, (-PS), (-AC) ORG-NO 09895⇨, (AC) ⇨ORG-NO 09894 ONLY WITH VD1080 ONLY WITH VD1097 CA CA CA
2.0 16V, 2.0 S16	10/00-	RFN (EW10J4)	100	1997	3PK740 6PK1200 6PK1725 CT1138 CT1138K1 CT1138WP1	ALT ALT, PS ALT, PS, AC CA CA CA
2.0 Hdi, 2.0 HDI 90	12/99-	RHY (DW10TD)	66	1997	6PK1468 6PK1740 6PK1750 6PK1468D1 6PK1740D1 AP9013 AP9019 AP9023 AP9038	ALT, (-AC) ALT, (AC), (SANDEN), ⇨ORG-NO 09366 ALT, (AC), (DELPHI), ORG-NO 09367⇨ ⇨ORG-NO 09360, ALT, (-AC) ALT, (AC), ⇨ORG-NO 09360 ALT, (Valeo), FOR ALT: 150A, OE-NO 5705AS, 5702NH, 5705EY, ALT-No: TG15C020, TG15C028, TG15C053 ALT, (Valeo), FOR ALT: 150A, OE-NO 5705 AS, 5705 NH, 5705 EY, ALT-No: TG15C118 ALT, (Bosch), FOR ALT: 150A, OE-NO 5705 AS, 5705 NH, 5705 EY, ALT-No: 0 124 525 035 ALT, (Valeo), FOR ALT: 150A, OE-NO 5705 AA, ALT-No: A14VI35, ORG-NO 09367⇨, ⇨ORG-NO 09519, ORG-NO 09367⇨, ⇨ORG-NO 09519, ALT, (Valeo), FOR ALT: 150A, OE-NO 5705 AA, 5705 ER, ALT-No: SG15S018





PEUGEOT						
206 CC (2A/C, 2D, 2E/K)						
					AP9042 VD1080 VD1095 MS02 CT987 CT987K1 CT987K2 CT987WP1 CT987WP2	ALT, (Bosch), ALT-No: 0124 615 027, FOR ALT: 150A, OE-NO 5705AA, 5705ER ⇒ORG-NO 09360 ORG-NO 09361⇒ ONLY WITH VD1080, VD1095 CA CA, ⇒ORG-NO 8735 CA, ORG-NO 8736⇒ CA, ⇒ORG-NO 8735 CA, ORG-NO 8736⇒
2.0 RC	07/03-	RFK (EW10J4S)	130	1997	6PK1200 6PK1725 CT1110 CT1110K2	ALT, (AC) ALT, (AC) CA, MTR-CODE: EW10J4S CA
2.0 S16	04/99-10/00	RFR (DEW10J4)	99	1997	6PK1200 6PK1725 CT1138 CT1138K1 CT1138WP1	ALT ALT, AC CA CA CA
	09/00-	RFN (EW10J4)	100	1997	6PK1195 6PK1725 CT1138 CT1138K1 CT1138WP1	ALT, PS, (-AC) ALT, PS, AC CA CA CA
206+ (T3E)						
1.1	01/09-	HFX (TU1JP), HFX (TU1A), TU1AE5	44	1124	6PK1453 6PK1564 CT1066 CT1066K1 CT1066WP1	ALT, (AC) ALT, (AC) CA, MTR-CODE: TU1A CA, MTR-CODE: TU1A CA, MTR-CODE: TU1A
1.4 HDi eco 70	01/09-	8HX (DV4TD), 8HZ (DV4TD)	50	1398	6PK1360 6PK1705 6PK800 6PK976 AP9013 AP9019 AP9023 AP9042 VD1096 MS08 CT1063 CT1163 CT1063K1 CT1063WP2	ALT, (AC), MTR-CODE: DV4TD ALT, (AC), MTR-CODE: DV4TD ALT, (AC), MTR-CODE: DV4C ALT, (AC), MTR-CODE: DV4C ALT, (Valeo), FOR ALT: 150A, OE-NO 5705AS, 5702NH, 5705EY, ALT-No: TG15C020, TG15C028, TG15C053 ALT, (Valeo), FOR ALT: 150A, OE-NO 5705 AS, 5705 NH, 5705 EY, ALTNo: TG15C118 ALT, (Bosch), FOR ALT: 150A, OE-NO 5705 AS, 5705 NH, 5705 EY, ALTNo: 0 124 525 035 ALT, (Bosch), FOR ALT: 150A, OE-NO 5705 AS, 5705 NH, 5705 EY, ALTNo: 0 124 525 035 ONLY WITH VD1096 CA, MTR-CODE: DV4TD CA, MTR-CODE: DV4C CA, MTR-CODE: DV4TD CA, MTR-CODE: DV4TD
1.4 i	01/09-	KFV (TU3A), KFW (TU3A)	55	1360	6PK1453 6PK1564 CT1067 CT1067K1 CT1067WP1	ALT, (AC) ALT, (AC) CA CA CA
207 (WA_, WC_, WD_, WK_)						
1.4	02/06-	KFV (TU3A)	53-54	1360	6PK1050 6PK730 VD1100 CT1067 CT1067K1 CT1067WP1	ALT, AC ALT, (-AC) CA, MTR-CODE: TU3AM CA, MTR-CODE: TU3AM CA, MTR-CODE: TU3AM





ContiTech



PEUGEOT

207 (WA, WC, WD, WK)
↔ 1.4 16V

PEUGEOT

	02/06-	KFU (ET3J4)	65	1360	6PK1050 6PK730 VD1100 CT1101 CT1101K1	ALT, AC ALT, (-AC) CA, MTR-CODE: ET3J4 CA, MTR-CODE: ET3J4
	06/07-	EP3, EP3C	70	1397	6PK906 AP9018 CT1101 CT1101K1	ALT ALT, (Mitsubishi), FOR ALT: 80A, OE-NO 5705KQ, 5702J3, ALT-No: A005TG0881ZE, FOR ALT: 120A, OE-NO 5705KG, 5702J0, ALT-No: A003TG5281ZE CA CA
1.4 HDi	02/06-	8HZ (DV4TD), 8HR (DV4TD)	50	1398	6PK1090 ELAST 6PK780 ELAST 6PK800 6PK976 AP9013 AP9019 AP9023 AP9042 VD1096 MS08 CT1063 CT1163 CT1063K1 CT1063WP2	ALT, (AC), ↔ORG-NO 11073 ALT, (-AC), ↔ORG-NO 11073 ALT, (-AC), ORG-NO 11074↔ ALT, (AC), ORG-NO 11074↔ ALT, (Valeo), FOR ALT: 150A, OE-NO 5702H4, 5705AS, 5705EY, ALT-No: TG15C020, TG15C028, TG15C053 ALT, (Valeo), ALT-No: TG15C118, FOR ALT: 150A, OE-NO 5705AS, 5705EY ALT, (Bosch), FOR ALT: 150A, OE-NO 5705 AS, 5705 NH, 5705 EY, ALT-No: 0 124 525 035 ALT, (Bosch), FOR ALT: 150A, OE-NO 5705 AS, 5705 NH, 5705 EY, ALT-No: 0 124 525 035 ONLY WITH VD1096 CA, MTR-CODE: DV4TD CA, MTR-CODE: DV4C CA, MTR-CODE: DV4TD CA, MTR-CODE: DV4TD
1.6 16V	02/06-	NFU (TU5JP4)	80	1587	6PK1050 6PK730 VD1100 CT1065 CT1065K3 CT1065WP2	ALT, AC ALT, (-AC) CA, MTR-CODE: TU5JP4 CA, MTR-CODE: TU5JP4 CA
	02/07-	EP6	88	1598	6PK906 AP9018	ALT, (AC) ALT, (Mitsubishi), FOR ALT: 80A, OE-NO 5705KQ, 5702J3, ALT-No: A005TG0881ZE, FOR ALT: 120A, OE-NO 5705KG, 5702J0, ALT-No: A003TG5281ZE
1.6 16V RC, 1.6 16V Turbo	02/07-	5FR (EP6DT), 5FY (EP6DTS)	115-128	1598	AP9018	ALT, (Mitsubishi), FOR ALT: 80A, OE-NO 5705KQ, 5702J3, ALT-No: A005TG0881ZE, FOR ALT: 120A, OE-NO 5705KG, 5702J0, ALT-No: A003TG5281ZE
1.6 16V Turbo	02/06-	5FX (EP6DT)	110	1598	6PK906 AP9018	ALT ALT, (Mitsubishi), FOR ALT: 80A, OE-NO 5705KQ, 5702J3, ALT-No: A005TG0881ZE, FOR ALT: 120A, OE-NO 5705KG, 5702J0, ALT-No: A003TG5281ZE
1.6 16V VTi	02/07-	EP6, 5FS (EP6C)	88	1598	6PK906 AP9018	ALT, (AC) ALT, (Mitsubishi), FOR ALT: 80A, OE-NO 5705KQ, 5702J3, ALT-No: A005TG0881ZE, FOR ALT: 120A, OE-NO 5705KG, 5702J0, ALT-No: A003TG5281ZE
1.6 HDi	02/06-	9HX (DV6ATED4), 9HY (DV6TED4), 9HZ (DV6TED4)	66-80	1560	6PK1090 ELAST 6PK780 ELAST 6PK800 6PK976 AP9013 AP9019 AP9023	ALT, (AC), ↔ORG-NO 11073 ALT, (-AC), ↔ORG-NO 11073 ALT, (-AC), ORG-NO 11074↔ ALT, (AC), ORG-NO 11074↔ ALT, (Valeo), FOR ALT: 150A, OE-NO 5702H4, 5705AS, 5705EY, ALT-No: TG15C020, TG15C028, TG15C053 ALT, (Valeo), ALT-No: TG15C118, FOR ALT: 150A, OE-NO 5705AS, 5705EY ALT, (Bosch), FOR ALT: 150A, OE-NO 5705 AS, 5705





PEUGEOT						
207 (WA_, WC_, WD_, WK_) ↵						
					<ul style="list-style-type: none"> AP9042 VD1096 MS08 CT1092 CT1092K1 CT1092WP1 	NH, 5705 EY, ALTFNo: 0 124 525 035 ALT, (Bosch), FOR ALT: 150A, OE-NO 5705 AS, 5705 NH, 5705 EY, ALTFNo: 0 124 525 035
1.6 Hdi, 1.6 HDi 110	08/09-	9HP (DV6DTE4), 9HR (DV6C), 9HZ (DV6TED4)	68-82	1560	<ul style="list-style-type: none"> 6PK800 6PK976 AP9013 AP9019 AP9023 AP9042 VD1096 MS08 CT1162 	ALT, (AC) ALT, (AC) ALT, (Valeo), FOR ALT: 150A, OE-NO 5702H4, 5705AS, 5705EY, ALTFNo: TG15C020, TG15C028, TG15C053 ALT, (Valeo), FOR ALT: 150A, OE-NO 5705 AS, 5705 NH, 5705 EY, ALTFNo: TG15C118 ALT, (Bosch), FOR ALT: 150A, OE-NO 5705 AS, 5705 NH, 5705 EY, ALTFNo: 0 124 525 035 ALT, (Bosch), FOR ALT: 150A, OE-NO 5705 AS, 5705 NH, 5705 EY, ALTFNo: 0 124 525 035 ONLY WITH VD1096 CA
208						
1.4 Hdi	03/12-		50	1398	<ul style="list-style-type: none"> 6PK800 6PK976 CT1163 	ALT, (AC), (-START-STOP) ALT, (AC), (-START-STOP) CA
1.6 Hdi	03/12-	9HP (DV6DTE4)	68	1560	<ul style="list-style-type: none"> 6PK976 VD1096 MS08 CT1162 	ALT, (AC), (-START-STOP) ONLY WITH VD1096 CA
			84	1560	<ul style="list-style-type: none"> VD1096 MS08 CT1162 	ONLY WITH VD1096 CA
3008						
1.6 Hdi	06/09-	9HZ (DV6TED4)	80	1560	<ul style="list-style-type: none"> 6PK976 AP9013 AP9019 AP9023 AP9042 VD1096 MS08 CT1092 CT1092K1 CT1092WP1 	ALT ALT, (Valeo), FOR ALT: 150A, OE-NO 5705 NH, 5705 AS, 5705 EY, ALTFNo: TG15C020, TG15C028, TG15C053 ALT, (Valeo), ALTFNo: TG15C118, FOR ALT: 150A, OE-NO 5705AS, 5705EY ALT, (Bosch), FOR ALT: 150A, OE-NO 5705 AS, 5705 NH, 5705 EY, ALTFNo: 0 124 525 035 ALT, (Bosch), FOR ALT: 150A, OE-NO 5705 AS, 5705 NH, 5705 EY, ALTFNo: 0 124 525 035 ONLY WITH VD1096 CA CA CA
	08/10-	9HR (DV6C)	82	1560	<ul style="list-style-type: none"> 6PK976 AP9013 AP9019 AP9023 AP9042 VD1096 MS08 	ALT ALT, (Valeo), FOR ALT: 150A, OE-NO 5705 NH, 5705 AS, 5705 EY, ALTFNo: TG15C020, TG15C028, TG15C053, MTR-CODE: DV6TED4 ALT, (Valeo), FOR ALT: 150A, OE-NO 5705 AS, 5705 NH, 5705 EY, ALTFNo: TG15C118 ALT, (Bosch), FOR ALT: 150A, OE-NO 5705 AS, 5705 NH, 5705 EY, ALTFNo: 0 124 525 035 ALT, (Bosch), FOR ALT: 150A, OE-NO 5705 AS, 5705 NH, 5705 EY, ALTFNo: 0 124 525 035 ONLY WITH VD1096



ContiTech



PEUGEOT

3008

1.6 THP, 1.6 Vti	06/09-	5FV (EP6DT), 5FX (EP6DT), 5FS (EP6C), EP6	88-115	1598	CT1162 AP9018	CA ALT, (Mitsubishi), FOR ALT: 120A, OE-NO 5705KG, ALT-No: A003TG5281ZE
2.0 HDi	06/09-	RHE (DW10CTED4)	110	1997	6PK1244 CT1140 CT1140K1	ALT, MTR-CODE: DW10CTED4 CA, MTR-CODE: DW10CTED4 CA, MTR-CODE: DW10CTED4
		RHH (DW10CTED4)	120	1997	6PK1244 CT1140 CT1140K1	CA CA
2.0 Hybrid4	02/11-	RHH (DW10CTED4)	120	1997	6PK1080	ALT
					CT1140 CT1140K1	CA CA

305 I (581A, 581D)

1.3	11/77-09/82	118 (XL5)	44	1290	AVX10X1200	FAN
					AVX10X785	ALT
					AVX13X900	AC
1.5	11/79-09/82	142 (XR5)	54	1472	AVX10X1200	FAN
					AVX10X785	ALT
					AVX13X900	AC
1.5 Diesel	05/80-09/82	117 (XR5S)	65	1472	AVX10X1200	WP
					AVX10X775	ALT
					AVX13X900	AC
1.5 Diesel	11/77-09/82	149 (XID)	36	1548	AVX10X1200	FAN, (TP)
					AVX10X740	VACP
					AVX10X788	ALT

305 II (581E, 581M)

1.3	10/82-08/86	118 (XL5)	44	1290	AVX10X1200	FAN
					AVX10X775	ALT, 01/1984⇨
					AVX10X785	ALT, ⇨12/1983
					AVX13X900	AC
1.5	09/85-07/90	142 (XR5A)	50	1472	AVX10X1200	FAN
					AVX10X775 AVX13X900	ALT AC
	10/82-08/86	142 (XR5)	54	1472	AVX10X1200	FAN
					AVX10X775 AVX10X785 AVX13X900	ALT, 01/1984⇨ ALT, ⇨12/1983 AC
1.6	10/82-12/88	171 (XU5S), B1A (XU51C), BAZ (XU5CP)	54-71	1580	4PK698	ALT, (-PS)
					4PK841	AC
					4PK954	ALT, (PS), 10/1985⇨
					4PK975	ALT, (PS), ⇨09/1985
					CT525 CT525K1	CA CA
1.9	10/82-10/87	159 (XU9S)	75	1905	4PK698	ALT, (-PS)
					4PK841	AC
					4PK954 4PK975	ALT, (PS), 10/1985⇨ ALT, (PS), ⇨09/1985
	11/86-12/88	DFZ (XU9J1)	72	1905	CT525 CT525K1	CA CA
					4PK698 4PK841 4PK954	ALT, (-PS) AC ALT, (PS)
1.9 D, 1.9 Diesel	10/82-12/88	D9A (XUD9), 162 (XUD9)	47-48	1905	CT525 CT525K1	CA CA
1.9 Diesel	10/82-12/88	D9A (XUD9), 162 (XUD9)	47-48	1905	AVX10X550	VACP, CH-NO 9323991⇨
					AVX10X613	VACP, ⇨CH-NO 9323990
					AVX10X613	PS
					4PK1217	ALT, (AC), CH-NO 9294844⇨
					4PK698 4PK715	ALT, (-AC), ⇨MTR-NO 1CV17000643 ALT, (-AC), MTR-NO 1CV17000644⇨





PEUGEOT					
305 II (581E, 581M)					
					4PK962 ALT, (AC), ⇨CH-NO 9294843 CT1061 CA CT1061K1 CA CT1061WP2 CA, 10/1986⇨
306 (7A, 7B, 7C, 7D, 7E, N3, N5)					
1.1	05/93-05/01	HDZ (TU1M)	44	1124	AVX10X710 ALT, (PS), (-AC) 4PK855 ALT, (AC), (PS) 5PK1250 PS, AC 5PK805 AC, (-PS) 5PK880 PS, (-AC) CT1066 CA, MTR-NO 3762435⇨ CT718 CA, ⇨MTR-NO 3762434 CT1066K1 CA, MTR-NO 3762435⇨ CT718K1 CA, ⇨MTR-NO 3762434 CT1066WP1 CA, MTR-NO 3762435⇨ CT718WP1 CA, ⇨MTR-NO 3762434
1.4, 1.4 SL	05/93-04/02	KDX (TU3MC), KFX (TU3JP), KFW (TU3JP)	55	1360	AVX10X710 ALT, (PS), (-AC) 4PK855 ALT, AC, PS, MTR-CODE: TU3MC 4PK855 ALT, PS, (-AC), MTR-CODE: TU3JP 5PK1250 PS, AC, MTR-CODE: TU3MC 5PK805 AC, (-PS) 5PK880 PS, (-AC), MTR-CODE: TU3MC CT1067 CA, MTR-NO 3666766⇨ CT607 CA, ⇨MTR-NO 3666765 CT1067K1 CA, MTR-NO 3666766⇨ CT607K1 CA, ⇨MTR-NO 3666765 CT1067WP1 CA, MTR-NO 3666766⇨ CT607WP1 CA, ⇨MTR-NO 3666765
1.6	05/93-04/02	NFT, NFZ (TU5JP)	65-72	1587	AVX10X710 ALT, (PS), (-AC) 4PK855 ALT, (PS) 4PK855 ALT, (AC) 5PK1219 AC 5PK1250 PS, (AC) 5PK805 AC, (-PS) 5PK880 PS CT744 CA CT744K1 CA
1.6 SR	06/94-10/00	NFZ (TU5JP)	65	1587	AVX10X710 ALT, (PS), (-AC) 4PK855 ALT, (PS), (-AC) 4PK855 ALT, (PS), (AC) 5PK1219 AC, (-PS), 05/1997⇨ 5PK1250 PS, (AC) 5PK805 AC, (-PS), ⇨04/1997 5PK880 PS, (-AC) CT744 CA CT744K1 CA
1.8	05/97-04/99	LFZ (XU7JP)	74	1761	6PK1070 ALT, (PS), (-AC), FOR ALT: 70A 6PK1080 ALT, (PS), (-AC), FOR ALT: 90A 6PK1100 ALT, (PS), (AC) 6PK1660 ALT, (PS), (AC) 6PK698 ALT, (-PS), (-AC) CT754 CA CT754K1 CA CT754WP1 CA
1.8 16V	03/97-04/02	LFY (XU7JP4)	81	1761	6PK1080 ALT 6PK1660 ALT, PS CT955 CA CT955K1 CA, ⇨ORG-NO 8469 CT955K2 CA, ORG-NO 8470⇨
1.8 D	05/93-05/01	A9A (XUD7)	43	1769	6PK1110 ALT, PS, (-AC), 07/1995⇨, ⇨09/1996 6PK1130 ALT, PS, (-AC), 09/1996⇨





ContiTech



PEUGEOT

306 (7A, 7B, 7C, 7D, 7E, N3, N5)



					6PK1145 ALT, PS, (-AC), ⇨06/1995 6PK1165 ALT, AC, (-PS) 6PK1710 ALT, PS, AC, ⇨06/1995 6PK1740 ALT, PS, AC, 07/1995⇨ 6PK730 ALT, (-PS), (-AC) VD1086 ONLY WITH VD1086 MS01 CT1061 CA CT1061K2 CA CT1061WP1 CA, 02/1996⇨
1.8, 1.8 ST	05/93-04/02	LFZ (XU7JP)	74	1762	AVX10X1025 HYDP 6PK1070 ALT, PS, (VALEO), FOR ALT: 70A, FOR ALT: 80A 6PK1080 ALT, PS, (MITSU), FOR ALT: 90A 6PK1100 ALT, AC 6PK1660 ALT, PS, AC 6PK698 ALT CT754 CA CT754K1 CA CT754WP1 CA
1.9 D	09/98-04/02	WJZ (DW8), WJY (DW8B)	51	1868	6PK1045 ALT, (-PS), (AC) 6PK1390 ALT, (PS), (-AC), ⇨ORG-NO 08374 6PK1440 ALT, (PS), (-AC), ORG-NO 08375⇨ 6PK1750 ALT, (PS), (AC) 6PK869 ALT, (-PS), (-AC) 6PK1750D2 MTR-CODE: DW8B, ALT, (PS), (AC), ORG-NO 09520⇨ VD1080 MTR-CODE: DW8B, (AC), ORG-NO 09520⇨ VD1097 MTR-CODE: DW8 VD1097 MTR-CODE: DW8B, (-AC) VD1097 MTR-CODE: DW8B, (AC), ⇨ORG-NO 09519 MS02 ONLY WITH VD1080 MS12 MTR-CODE: DW8, ONLY WITH VD1097, ⇨ORG-NO 08147 MS14 MTR-CODE: DW8, ONLY WITH VD1097, ORG-NO 08148⇨ MS14 MTR-CODE: DW8B, ONLY WITH VD1097 CT986 CA CT986K2 CA CT986WP2 MTR-CODE: DW8, CA
	05/93-05/01	DJZ (XUD9Y)	47	1905	AVX10X650 VACP 6PK1100 ALT, PS, (-AC), 06/1995⇨, ⇨08/1996 6PK1110 ALT, PS, (-AC), 06/1995⇨, ⇨09/1996 6PK1130 ALT, PS, (-AC), 09/1996⇨ 6PK1145 ALT, PS, (-AC), ⇨06/1995 6PK1165 ALT, AC, (-PS) 6PK1710 ALT, PS, AC, ⇨06/1995 6PK1740 ALT, PS, AC, 06/1995⇨ 6PK730 ALT, (-PS), (-AC) VD1086 CT1061 CA CT1061K1 CA, ⇨12/1993 CT1061K2 CA, 01/1994⇨ CT1061WP2 CA, ⇨12/1993
	03/97-04/02	DJY (XUD9A)	50	1905	6PK1130 ALT, PS, (-AC) 6PK1145 ALT, PS, (-AC) 6PK1165 ALT, AC, (-PS) 6PK1740 ALT, PS, AC 6PK730 ALT, (-PS), (-AC) VD1086 MTR-CODE: XUD9A MS01 ONLY WITH VD1086 CT1061 CA CT1061K2 CA



PEUGEOT



PEUGEOT

306 (7A, 7B, 7C,7D, 7E, N3, N5)

	03/98-04/02	DHV (XUD9BSD)	55	1905	CT1061WP1 CA 6PK1130 ALT, (PS), (-AC) 6PK1740 ALT, (PS), (AC) 6PK730 ALT, (-PS), (-AC) VD1086 MS01 ONLY WITH VD1086 CT1061 CA CT1061K2 CA
1.9 D, 1.9 SLD	06/94-05/01	DJY (XUD9A)	50	1905	AVX10X650 VACP 6PK1100 ALT, PS, (-AC), 06/1995⇨, ⇨08/1996 6PK1110 ALT, PS, (-AC), 06/1995⇨, ⇨09/1996 6PK1130 ALT, PS, (-AC), 09/1996⇨ 6PK1145 ALT, PS, (-AC), ⇨06/1995 6PK1165 ALT, AC, (-PS) 6PK1710 ALT, PS, AC, ⇨06/1995 6PK1740 ALT, PS, AC, 06/1995⇨ 6PK730 ALT, (-PS), (-AC) VD1086 MS01 ONLY WITH VD1086 CT1061 CA CT1061K2 CA CT1061WP1 CA, 01/1996⇨
1.9 DT	05/93-05/01	DHY (XUD9TE)	66	1905	AVX10X650 VACP 6PK1100 ALT, PS, (-AC), 06/1995⇨, ⇨08/1996 6PK1110 ALT, PS, (-AC), 06/1995⇨, ⇨09/1996 6PK1130 ALT, PS, (-AC), 09/1996⇨ 6PK1145 ALT, PS, (-AC), ⇨06/1995 6PK1165 ALT, AC, (-PS) 6PK1710 ALT, PS, AC, ⇨06/1995 6PK1740 ALT, PS, AC, 06/1995⇨ 6PK730 ALT, (-PS), (-AC) VD1086 MS01 ONLY WITH VD1086 CT1061 CA CT1061K1 CA, ⇨12/1993 CT1061K2 CA, 01/1994⇨ CT1061WP1 CA, 01/1994⇨ CT1061WP2 CA, ⇨12/1993
1.9 SLD	06/94-05/01	DJZ (XUD9Y)	47	1905	AVX10X650 VACP 6PK1100 ALT, PS, (-AC), 06/1995⇨, ⇨08/1996 6PK1110 ALT, PS, (-AC), 06/1995⇨, ⇨09/1996 6PK1130 ALT, PS, (-AC), 09/1996⇨ 6PK1145 ALT, PS, (-AC), ⇨06/1995 6PK1165 ALT, AC, (-PS) 6PK1710 ALT, PS, AC, ⇨06/1995 6PK1740 ALT, PS, AC, 06/1995⇨ 6PK730 ALT, (-PS), (-AC) VD1086 CT1061 CA CT1061K2 CA
1.9 SRDT	06/94-05/01	DHY (XUD9TE)	66	1905	AVX10X650 VACP 6PK1100 ALT, PS, (-AC), 06/1995⇨, ⇨08/1996 6PK1110 ALT, PS, (-AC), 06/1995⇨, ⇨09/1996 6PK1130 ALT, PS, (-AC), 09/1996⇨ 6PK1145 ALT, PS, (-AC), ⇨06/1995 6PK1165 ALT, AC, (-PS) 6PK1710 ALT, PS, AC, ⇨06/1995 6PK1740 ALT, PS, AC, 06/1995⇨ 6PK730 ALT, (-PS), (-AC) VD1086 MS01 ONLY WITH VD1086



ContiTech



PEUGEOT

306 (7A, 7B, 7C, 7D, 7E, N3, N5)



					CT1061 CT1061K2 CT1061WP1	CA CA CA
1.9 TD	02/97-04/02	DHY (XUD9TE)	66	1905	6PK1130 6PK1145 6PK1165 6PK1740 6PK730 VD1086 MS01 CT1061 CT1061K2 CT1061WP1	ALT, PS, (-AC) ALT, PS, (-AC) ALT, AC, (-PS) ALT, PS, AC ALT, (-PS), (-AC) ONLY WITH VD1086 CA CA CA
2.0 HDI 90	06/99-04/02	RHY (DW10TD)	66	1997	6PK1468 6PK1750 6PK1468D1 6PK1750D2 AP9023 AP9038 VD1080 MS01 CT987 CT987K1 CT987K2 CT987WP1 CT987WP2	ALT, (-AC) ALT, (AC) MTR-CODE: DW10TD, ALT, (-AC) MTR-CODE: DW10TD, ALT, (AC) ALT, (Bosch), ALT-No: 0124525035, FOR ALT: 150A, OE-NO 5705AS, 5705EY ALT, (Valeo), (Mitsubishi), FOR ALT: 150A, OE-NO 5705 4F, 5705 GC ONLY WITH VD1080 CA CA, ⇨ORG-NO 08735 CA, ORG-NO 08736⇨ CA, ⇨ORG-NO 08735 CA, ORG-NO 08736⇨
2.0 S16	05/93-05/01	RFT (XU10J4), RFY (XU10J4Z)	110- 112	1998	6PK1060 6PK1075 6PK1100 6PK1660 6PK698 CT864 CT864K1	ALT, PS, (-AC), FOR ALT: 70A, FOR ALT: 80A ALT, PS, (-AC), FOR ALT: 90A ALT, AC, (-PS) ALT, PS, AC ALT CA CA
	03/96-05/01	RFS (XU10J4RS)	120	1998	6PK1165 6PK1613 CT1092 CT955 CT1092K2 CT955K1	ALT ALT, AC CA, ORG-NO 08547⇨, 04/2000⇨ CA, ⇨ORG-NO 08546, ⇨03/2000 CA, 04/2000⇨, ORG-NO 08547⇨ CA, ⇨ORG-NO 08546, ⇨03/2000
2.0, 2.0 16V	03/97-04/02	RFV (XU10J4R)	97	1998	6PK1165 6PK1605 CT955 CT955K1	ALT, (AC) ALT, (AC) CA CA
2.0, 2.0 ST, 2.0 XSi	05/93-04/02	RFX (XU10J2)	89	1998	6PK1070 6PK1100 6PK1165 6PK1453 6PK1613 6PK1660 CT754 CT754K1	ALT, PS, 01/1994⇨ ALT, AC, 01/1994⇨ ALT, 07/1996⇨ ALT, PS, (MITSUA004T02891), (MITSUA004T03491) ALT, AC ALT, PS, AC CA CA
306 Van (N, 7_) 1.9 D	02/94-04/99	XUD9TE	69	1905	6PK1145 CT1061 CT1061K2	ALT CA CA
307 (3A/C, 3B, 3E, 3H) 1.4	08/00-	KFW (TU3JP)	55	1360	6PK1050 6PK1070	ALT, AC, FOR ALT: 90A, ORG-NO 09888⇨, 12/2003⇨ ALT, AC, FOR ALT: 120A, ORG-NO 09888⇨,





PEUGEOT

307 (3A/C, 3B, 3E, 3H)

					6PK1125 6PK1145 6PK730 VD1100 CT1067 CT607 CT1067K1 CT607K1 CT1067WP1 CT607WP1	12/2003⇨ ALT, AC, FOR ALT: 70A, FOR ALT: 80A, FOR ALT: 90A, ⇨ORG-NO 09887, ⇨11/2003 ALT, AC, FOR ALT: 120A, ⇨ORG-NO 09887, ⇨11/2003 ALT, (AC) CA, MTR-NO 3666766⇨ CA, ⇨MTR-NO 3666765 CA, MTR-NO 3666766⇨ CA, ⇨MTR-NO 3666765 CA, MTR-NO 3666766⇨ CA, ⇨MTR-NO 3666765
1.4 16V	11/03-	KFU (ET3J4)	65	1360	6PK1050 6PK1070 6PK1125 6PK1145 6PK730 VD1100 CT1101 CT1101K1	ALT, AC, FOR ALT: 90A, ORG-NO 09888⇨ ALT, AC, FOR ALT: 120A, ORG-NO 09888⇨ ALT, AC, FOR ALT: 80A, FOR ALT: 90A, ⇨ORG-NO 09887 ALT, AC, FOR ALT: 120A, ⇨ORG-NO 09887 ALT, (AC) CA CA
1.4 HdI	10/01-	8HX (DV4TD), 8HZ (DV4TD)	50	1398	6PK800 6PK976 AP9013 AP9019 VD1094 MS08 CT1063 CT1063K1 CT1063WP2	ALT, (AC) ALT, (AC) ALT, (Valeo), FOR ALT: 150A, OE-NO 5702H4, 5705AS, 5705EY, ALT-No: TG15C020, TG15C028, TG15C053 ALT, (Valeo), ALT-No: TG15C118, FOR ALT: 150A, OE- NO 5705AS, 5705EY ONLY WITH VD1094 CA CA CA
1.6 16V, 1.6 BioFlex	08/00-	NFU (TU5JP4)	80	1587	6PK1050 6PK1070 6PK1125 6PK1145 6PK730 VD1100 CT1065 CT1065K1 CT1065K3 CT1065WP1 CT1065WP2	ALT, AC, FOR ALT: 90A, ORG-NO 09888⇨, 12/2003⇨ ALT, AC, FOR ALT: 120A, ORG-NO 09888⇨, 12/2003⇨ ALT, AC, FOR ALT: 70A, FOR ALT: 80A, FOR ALT: 90A, ⇨ORG-NO 09887, ⇨11/2003 ALT, AC, FOR ALT: 120A, ⇨ORG-NO 09887, ⇨11/2003 ALT, (AC) CA CA, MTR-CODE: TU5JP4, ⇨MTR-NO 1806404 CA, MTR-CODE: TU5JP4, MTR-NO 1806405⇨ MTR-CODE: TU5JP4, CA, ⇨MTR-NO 1806404 MTR-CODE: TU5JP4, CA, MTR-NO 1806405⇨
1.6 HdI, 1.6 HDI 90, 1.6 HdI 110	02/04-	9HV (DV6ATED4), 9HY (DV6TED4), 9HZ (DV6TED4)	66-80	1560	6PK1090 ELAST 6PK780 ELAST 6PK800 6PK976 6PK976 AP9013 AP9019 AP9023	ALT, (AC), ORG-NO 10556⇨, ⇨ORG-NO 11073 ALT, (AC), ⇨ORG-NO 11073 ALT, (AC), ORG-NO 11074⇨ ALT, (AC), ⇨ORG-NO 10555 ALT, (AC), ORG-NO 11074⇨ ALT, (Valeo), FOR ALT: 150A, OE-NO 5702H4, 5705AS, 5705EY, ALT-No: TG15C020, TG15C028, TG15C053 ALT, (Valeo), ALT-No: TG15C118, FOR ALT: 150A, OE- NO 5705AS, 5705EY ALT, (Bosch), FOR ALT: 150A, OE-NO 5705 AS, 5705 NH, 5705 EY, ALT-No: 0 124 525 035



ContiTech



PEUGEOT

307 (3A/C, 3B, 3E, 3H)



					AP9042 VD1094 VD1096 MS08 CT1092 CT1092K1 CT1092WP1	ALT, (Bosch), FOR ALT: 150A, OE-NO 5705 AS, 5705 NH, 5705 EY, ALT-No: 0 124 525 035 ⇒ORG-NO 10556 ORG-NO 10557⇒ ONLY WITH VD1094, VD1096 CA CA CA
2.0 16V	08/00-	RFN (EW10J4)	100	1997	6PK1000 6PK1185 6PK1200 6PK1710 6PK1725 CT1138 CT1138K1 CT1138WP1	ALT, ORG-NO 10248⇒, 12/2004⇒ ALT, PS, (-AC), ⇒ORG-NO 9219, ⇒01/2002 ALT, PS, (-AC), ORG-NO 09220⇒, ⇒ORG-NO 10247, 02/2002⇒, ⇒11/2004 ALT, PS, AC, ⇒ORG-NO 09219, ⇒01/2002 ALT, PS, AC, ORG-NO 09220⇒, ⇒ORG-NO 10247, 02/2002⇒, ⇒11/2004 CA CA CA
	03/05-	RFJ (EW10A)	103	1997	6PK1000 CT1110 CT1110K1	ALT CA, MTR-CODE: EW10A CA, MTR-CODE: EW10A
	10/03-	RFK (EW10J4S)	130	1997	6PK1185 6PK1710 CT1110 CT1110K2	ALT, PS, (-AC) ALT, PS, AC CA, MTR-CODE: EW10J4S CA
2.0 HDi 110, 2.0 HDi 90	08/00-	RHS (DW10ATED), RHY (DW10TD)	66-79	1997	6PK1153 6PK875 AP9013 AP9019 AP9023 AP9038 AP9042 VD1080 VD1095 MS01 MS02 CT987 CT987K2 CT987WP2	ALT, (AC) ALT, (AC) ALT, (Valeo), FOR ALT: 150A, OE-NO 5705AS, 5702NH, 5705EY, ALT-No: TG15C020, TG15C028, TG15C053 ALT, (Valeo), FOR ALT: 150A, OE-NO 5705 AS, 5705 NH, 5705 EY, ALT-No: TG15C118 ALT, (Bosch), FOR ALT: 150A, OE-NO 5705 AS, 5705 NH, 5705 EY, ALT-No: 0 124 525 035 ALT, (Valeo), FOR ALT: 150A, OE-NO 5705 AA, ALT-No: A14VI35, ⇒ORG-NO 09622, ALT, (Valeo), FOR ALT: 150A, OE-NO 5705 AA, 5705 ER, ALT-No: SG15S018 ALT, (Bosch), ALT-No: 0124 615 027, FOR ALT: 150A, OE-NO 5705AA, 5705ER ⇒ORG-NO 09486 ORG-NO 09487⇒ ONLY WITH VD1080 ONLY WITH VD1095 CA, MTR-CODE: DW10ATED CA, MTR-CODE: DW10ATED CA, MTR-CODE: DW10ATED
2.0 HDi 135	10/03-	RHR (DW10BTED4)	100	1997	6PK1217 AP9013 AP9019 AP9023 AP9042 VD1092 CT1091 CT1091K1 CT1091WP1	ALT, AC ALT, (Valeo), FOR ALT: 150A, OE-NO 5705AS, 5702NH, 5705EY, ALT-No: TG15C020, TG15C028, TG15C053 ALT, (Valeo), FOR ALT: 150A, OE-NO 5705 AS, 5705 NH, 5705 EY, ALT-No: TG15C118 ALT, (Bosch), FOR ALT: 150A, OE-NO 5705 AS, 5705 NH, 5705 EY, ALT-No: 0 124 525 035 ALT, (Bosch), FOR ALT: 150A, OE-NO 5705 AS, 5705 NH, 5705 EY, ALT-No: 0 124 525 035 ⇒09/2006, ⇒ORG-NO 10912 CA CA CA



PEUGEOT



PEUGEOT						
307 (3A/C, 3B, 3E, 3H) ↳ 2.0, 2.0 16V	03/02-	RFN (EW10J4)	100	1997	6PK1000 6PK1200 6PK1710 CT1138 CT1138K1 CT1138WP1	ALT, ORG-NO 10248⇨, 12/2004⇨ ALT, (-AC), ⇨ORG-NO 10247, ⇨11/2004 ALT, (AC), ⇨ORG-NO 10247, ⇨11/2004 CA CA CA
	09/07-	EP3	70	1397	6PK906 AP9018	ALT, (AC) ALT, (Mitsubishi), FOR ALT: 80A, OE-NO 5705KQ, 5702J3, ALT-No: A005TG0881ZE, FOR ALT: 120A, OE-NO 5705KG, 5702J0, ALT-No: A003TG5281ZE
		8FS (EP3)	70	1397	6PK906 AP9018	ALT, 05/2008⇨ ALT, (Mitsubishi), FOR ALT: 80A, OE-NO 5705KQ, 5702J3, ALT-No: A005TG0881ZE, FOR ALT: 120A, OE-NO 5705KG, 5702J0, ALT-No: A003TG5281ZE
	12/09-		72	1397	AP9018	ALT, (Mitsubishi), FOR ALT: 80A, OE-NO 5705KQ, 5702J3, ALT-No: A005TG0881ZE, FOR ALT: 120A, OE-NO 5705KG, 5702J0, ALT-No: A003TG5281ZE
	1.6 16V	09/07-	EP6, 5FX (EP6DT), 5FY (EP6DTS)	88-128	1598	6PK906 AP9018
5FT (EP6DT), EP6, EP6CDT			88-115	1598	AP9018	ALT, (Mitsubishi), FOR ALT: 80A, OE-NO 5705KQ, 5702J3, ALT-No: A005TG0881ZE, FOR ALT: 120A, OE-NO 5705KG, 5702J0, ALT-No: A003TG5281ZE
1.6 16V, 1.6 Gti, 1.6 THP	10/09-	EP6CDT, EP6CDTX	115-147	1598	AP9018	ALT, (Mitsubishi), FOR ALT: 120A, OE-NO 5705KG, 5702J0, ALT-No: A 003 TG 3691ZE, A 003 TG 5281ZE
1.6 HDi	11/09-	9HP (DV6DTED)	68	1560	6PK800 6PK976 VD1096 MS08 CT1162	ALT, (AC) ALT, (AC) ONLY WITH VD1096 CA
	09/07-	9HX (DV6ATED4), 9HV (DV6ATED4), 9HZ (DV6TED4)	66-80	1560	6PK800 6PK976 AP9013	ALT, 05/2008⇨, (-AC) ALT, (AC) ALT, (Valeo), FOR ALT: 150A, OE-NO 5702H4, 5705AS, 5705EY, ALT-No: TG15C020, TG15C028, TG15C053
					AP9019	ALT, (Valeo), ALT-No: TG15C118, FOR ALT: 150A, OE-NO 5705AS, 5705EY
AP9023					ALT, (Bosch), FOR ALT: 150A, OE-NO 5705 AS, 5705 NH, 5705 EY, ALT-No: 0 124 525 035	
AP9042					ALT, (Bosch), FOR ALT: 150A, OE-NO 5705 AS, 5705 NH, 5705 EY, ALT-No: 0 124 525 035	
VD1096 MS08 CT1092 CT1092K1 CT1092WP1	ONLY WITH VD1096 CA CA CA					
06/09-	9HP (DV6DTED), 9HR (DV6C)	68-82	1560	6PK800 6PK976 AP9013 AP9019 AP9023 AP9042 VD1096	ALT, (AC) ALT, (AC) ALT, (Valeo), FOR ALT: 150A, OE-NO 5705AS, 5702NH, 5705EY, ALT-No: TG15C020, TG15C028, TG15C053 ALT, (Valeo), FOR ALT: 150A, OE-NO 5705 AS, 5705 NH, 5705 EY, ALT-No: TG15C118 ALT, (Bosch), FOR ALT: 150A, OE-NO 5705 AS, 5705 NH, 5705 EY, ALT-No: 0 124 525 035 ALT, (Bosch), FOR ALT: 150A, OE-NO 5705 AS, 5705 NH, 5705 EY, ALT-No: 0 124 525 035	

PEUGEOT



PEUGEOT

308 (4A_, 4C_) ↕

					MS08 CT1092 CT1092K1 CT1092WP1	ONLY WITH VD1096 CA CA CA
2.0 HDi	09/07-	RHR (DW10BTED4)	100	1997	6PK1217 AP9013 AP9019 AP9023 AP9042 CT1091 CT1091K1 CT1091WP1	ALT, 05/2008↔ ALT, (Valeo), FOR ALT: 180A, OE-NO 5705 AX, 5705 EE, ALT-No: FG18S048, FG18S017 ALT, (Valeo), FOR ALT: 150A, OE-NO 5705 AS, 5705 NH, 5705 EY, ALT-No: TG15C118 ALT, (Bosch), FOR ALT: 150A, OE-NO 5705 AS, 5705 NH, 5705 EY, ALT-No: 0 124 525 035 ALT, (Bosch), FOR ALT: 150A, OE-NO 5705 AS, 5705 NH, 5705 EY, ALT-No: 0 124 525 035 CA CA CA
	06/09-	RHH (DW10CTED4)	120	1997	6PK1244 CT1140 CT1140K1	ALT CA CA
	04/09-	RHR (DW10BTED4)	103	1997	AP9013 AP9019 AP9023 AP9042	ALT, (Valeo), FOR ALT: 180A, OE-NO 5705 AX, 5705 EE, ALT-No: FG18S048, FG18S017, MTR-CODE: DW10BTED4 ALT, (Valeo), FOR ALT: 150A, OE-NO 5705 AS, 5705 NH, 5705 EY, ALT-No: TG15C118 ALT, (Bosch), FOR ALT: 150A, OE-NO 5705 AS, 5705 NH, 5705 EY, ALT-No: 0 124 525 035 ALT, (Bosch), FOR ALT: 150A, OE-NO 5705 AS, 5705 NH, 5705 EY, ALT-No: 0 124 525 035

309 I (10C, 10A)

1.1	10/85-07/89	E1	40	1118	AVX10X710 AVX10X775 4PK815 4PK855 CT718 CT718K1 CT718WP1	ALT, MTR-CODE: TU ALT AC, MTR-CODE: TU AC, MTR-CODE: TU3F CA CA CA, MTR-CODE: TU_
1.3	10/85-07/89	G1A	47	1294	AVX10X775	ALT
1.4	03/89-07/89	K1D (TU3A), KDY (TU3M), KDZ (TU3M), K2B (TU3S)	49-62	1360	AVX10X710 AVX10X775 4PK810 4PK850 CT607 CT607K1 CT607WP1	ALT, MTR-CODE: TU ALT AC, MTR-CODE: TU AC, MTR-CODE: TU3F CA CA CA
1.6	10/85-07/89	180Z (XU5J), B1A (XU51C), B1E (XU51C), B6B (XU5J)	55-83	1580	4PK698 4PK841 4PK954 CT525 CT525K1	ALT, (-PS) AC ALT, (PS) CA CA
			59	1580	4PK698 4PK841 4PK962 CT525 CT754K1	ALT AC ALT, PS CA CA
	01/86-07/89		69	1592	4PK698 4PK836 4PK954 CT525 CT525K1	ALT AC ALT, PS CA CA
1.6 KAT	09/86-12/89	BAZ (XU5CP)	55	1580	4PK698 4PK841	ALT AC





PEUGEOT

309 I (10C, 10A)

					4PK954 CT525 CT525K1	ALT, PS CA CA
1.9 D	06/86-07/89	D9A (XUD9), 162 (XUD9)	47	1905	AVX10X550 AVX10X613 4PK1217 4PK1230 4PK698 4PK715 CT1061 CT1061K1 CT1061WP2	VACP PS ALT, (AC), SPAIN, SWITZERLAND ALT, (AC) ALT, (AC), NO COLD COUNTRIES ALT, (AC), COLD COUNTRIES CA CA CA, 01/1987→
1.9, 1.9 GTI	10/85-07/89	D2B (XU9S), D6B (XU9JA), DDZ (XU9M), DFZ (XU9J1), DKZ (XU9JAZ)	72-94	1905	4PK698 4PK841 4PK954 CT525 CT525K1	ALT, (PS) AC ALT, (PS) CA CA

309 II (3C, 3A)

1.1	09/89-10/93	H1B (TU1)	40	1124	AVX10X710 4PK810 CT718 CT718K1 CT718WP1	ALT AC CA CA CA
	08/90-12/93	HDZ (TU1M)	44	1124	AVX10X710 AVX10X775 4PK810 4PK850 CT718 CT718K1 CT718WP1	ALT, MTR-CODE: TU ALT AC, MTR-CODE: TU AC, MTR-CODE: TU3F CA CA CA
1.4	07/89-12/93	KDZ (TU3M), KDY (TU3M)	55	1361	AVX10X710 AVX10X775 4PK810 4PK855 CT607 CT744 CT607K1 CT744K1 CT607WP1	ALT, MTR-CODE: TU ALT AC, MTR-CODE: TU AC, MTR-CODE: TU3F CA, ⇨MTR-NO 50355042 CA, MTR-NO 50355043⇨ CA, ⇨MTR-NO 50355042 CA, MTR-NO 50355043⇨ CA, ⇨MTR-NO 50355042
	07/90-12/93	K1D (TU3A)	49	1361	AVX10X710 4PK810 CT607 CT607K1 CT607WP1	ALT AC CA CA CA
1.6	07/89-12/93	B2A (XU52C/K), BDY (XU5M2Z), BDY (XU5M3Z), BDZ (XU5M)	65-69	1580	4PK698 4PK841 4PK954 CT525 CT754 CT525K1 CT754K1 CT754WP1	ALT, (PS) AC ALT, (PS) CA, ⇨01/1992 CA, 01/1992⇨ CA, ⇨01/1992 CA, 02/1992⇨ CA, ORG-NO 5546⇨, 02/1992⇨
1.8 Diesel	07/89-12/93	161A (XUD7)	44	1769	AVX10X550 AVX10X613 4PK1217 4PK1230 4PK698 4PK715 CT1061 CT1061K1	VACP PS ALT, (AC), SWITZERLAND ALT, (AC) ALT, (AC), NO COLD COUNTRIES ALT, (AC), COLD COUNTRIES CA CA





ContiTech



PEUGEOT

309 II (3C, 3A)

1.8 TD	08/89-12/93	A8B (XUD7TE)	57	1769	CT1061WP2 AVX10X600 AVX10X650 4PK1217 4PK1230 4PK698 4PK715 CT1061 CT1061K1 CT1061WP2	CA VACP PS ALT, (AC), SWITZERLAND ALT, (AC), NOT FOR SPAIN ALT, (-AC), NO COLD COUNTRIES ALT, (-AC), COLD COUNTRIES CA CA CA
1.9 Diesel	07/89-12/93	D9A (XUD9), 162 (XUD9), DJZ (XUD9Y)	47	1905	AVX10X550 AVX10X613 4PK1217 4PK1230 4PK698 4PK715 CT1061 CT1061K1 CT1061WP2	VACP PS ALT, (AC), SPAIN, SWITZERLAND ALT, (AC) ALT, (-AC), NO COLD COUNTRIES ALT, (-AC), COLD COUNTRIES CA CA CA
1.9 GTI 16V	08/89-07/90	D6C (XU9J4)	116	1905	AVX10X550 5PK1270 5PK725 CT588 CT588K1	PS ALT, AC ALT CA CA
	10/90-12/93	DFW (XU9J4Z)	108	1905	5PK1270 5PK725 CT588 CT588K1	ALT, AC ALT CA CA
1.9, 1.9 GTI	07/89-12/93	DFZ (XU9J1), DDZ (XU9M), DKZ (XU9JAZ)	72-88	1905	4PK698 4PK841 4PK954 CT525 CT754 CT525K1 CT754K1 CT754WP1	ALT, (-PS) AC ALT, (PS) CA, ⇨01/1992 CA, 01/1992⇨ CA, ⇨01/1992 CA, 02/1992⇨ CA, ORG-NO 5546⇨, 02/1992⇨
4007 (GP_) 2.2 HDi	02/07-	4HN (DW12MTED4)	115	2179	6PK1743 CT1142 CT1142K1	ALT CA CA
2.4 16V	01/08-		125	2360	6PK2563	ALT, ⇨ORG-NO 12464
405 I (15B, 15E) 1.4	01/87-07/92	K5A (TU3)	47	1360	AVX10X715 CT607 CT607K1 CT607WP1	ALT CA CA CA
1.6	01/87-12/92	B1E (XU51C), B2A (XU52C/K), BAZ (XU5CP), BDY (XU5M2Z), BDZ (XU5M), BDY (XU5M2Z, BDY (XU5M3Z)	53-69	1580	4PK698 4PK841 4PK954 CT525 CT754 CT525K1 CT754K1 CT754WP1	ALT, (-PS) AC ALT, (PS) CA, ⇨01/1992 CA, 01/1992⇨ CA, ⇨01/1992 CA, 02/1992⇨ CA, ORG-NO 5546⇨, 02/1992⇨
	10/88-08/92		69	1580	4PK698 4PK841 4PK954 6PK1060 6PK1080 6PK698 CT525	ALT AC ALT, PS ALT, PS ALT, PS ALT CA, ⇨01/1992





PEUGEOT						
405 I (15B, 15E)						
					CT754 CT525K1 CT754K1 CT754WP1	CA, 01/1992⇨ CA, ⇨01/1992 CA, 02/1992⇨ CA, ORG-NO 5546⇨, 02/1992⇨
1.6 4x4, 1.6 SRi 4x4	04/88-07/92	BDZ (XU5M)	65	1580	4PK698 4PK841 4PK954 CT525 CT754 CT525K1 CT754K1 CT754WP1	ALT, (PS) AC ALT, (PS) CA, ⇨01/1992 CA, 01/1992⇨ CA, ⇨01/1992 CA, 02/1992⇨ CA, ORG-NO 5546⇨, 02/1992⇨
1.8 D 4x4	10/87-07/92	A8A (XUD7TE)	66	1769	AVX10X625 AVX10X650 4PK715 5PK1230 5PK698 5PK970 CT1061 CT1061K1 CT1061WP2	HYDP VACP ALT, (AC), (MANL) ALT, (AC), (AUTOM) ALT, (-AC), (AUTOM) ALT, (AC), (MANL) CA CA CA
1.8 GLD	04/90-07/92		44	1769	4PK698 5PK1230 5PK725 5PK970 CT1061 CT1061K1 CT1061WP2	ALT, (AC), (MANL) ALT, (AC), (AUTOM) ALT, (-AC), (AUTOM) ALT, (AC), (MANL) CA CA CA
1.8 TD, 1.8 Turbo Diesel	03/88-12/92	A8A (XUD7TE), AJZ (XUD7TEY)	66	1769	AVX10X550 AVX10X650 AVX10X650 5PK1230 5PK698 5PK715 5PK970 VD1086 MS01 CT1061 CT1061K1 CT1061WP2	VACP, OE-NO 456912 PS VACP, OE-NO 400922 ALT, AC, (AUTOM) ALT, (MANL), OE-NO 5750.55 ALT, (AUTOM), OE-NO 5750.D2 ALT, AC, (MANL) (-AC) ONLY WITH VD1086 CA CA CA
1.9	07/87-12/93		93	1905	4PK698 4PK841 4PK954 CT525 CT754 CT754K1 CT754WP1	ALT ALT, AC ALT, PS CA, ⇨01/1992 CA, 02/1992⇨ CA, 02/1992⇨ CA, ORG-NO 5546⇨, 02/1992⇨
1.9 D, 1.9 Diesel	07/88-08/92	DJZ (XUD9Y)	47	1905	AVX10X550 AVX10X650 AVX10X650 4PK698 4PK715 5PK1230 5PK715 5PK970 VD1086 CT1061 CT1061K1 CT1061WP2	VACP, OE-NO 456912 PS VACP, OE-NO 400922 ALT, (MANL) ALT, (MANL) ALT, AC, (AUTOM) ALT, (AUTOM) ALT, AC, (MANL) (PS), (-AC) CA CA CA
	03/88-12/92	D9B (XUD9A), DJY (XUD9A)	51	1905	AVX10X550 AVX10X650	VACP, OE-NO 456912 VACP, OE-NO 400922



ContiTech



PEUGEOT

405 I (15B, 15E)



1.9 Sport MI-16, 1.9 SPort MI-16 4x4

07/87-12/92

D6C (XU9J4),
DFW (XU9J4Z)

108-116

1905

- AVX10X650**
- 4PK698**
- 5PK1230**
- 5PK715**
- 5PK970**
- VD1086**
- MS01**
- CT1061**
- CT1061K1**
- CT1061WP2**

PS
ALT, (MANL), OE-NO 5750.55
ALT, AC, (AUTOM)
ALT, (AUTOM), OE-NO 5750.D2
ALT, AC, (MANL)
(PS), (-AC)
ONLY WITH VD1086
CA
CA
CA

1.9, 1.9 4x4, 1.9 Injection

07/87-12/92

D2C (XU92C),
DDZ (XU9M), DFZ,
DKZ (XU9JAZ)

70-88

1905

- AVX10X550**
- 5PK1010**
- 5PK1270**
- 5PK725**
- CT588**
- CT588K1**

PS
ALT, AC, MTR-CODE: XU9J4, ⇨ MTR-NO 8077225, OE-NO 5750.75
ALT, AC, MTR-CODE: XU9J4, MTR-NO 8077226⇨, OE-NO 5750.84
ALT, (-AC)
CA
CA

- 4PK698**
- 4PK841**
- 4PK954**
- CT525**
- CT754**
- CT525K1**
- CT754K1**
- CT754WP1**

ALT, (-PS)
AC
ALT, (PS)
CA, ⇨ 01/1992
CA, 01/1992⇨
CA, ⇨ 01/1992
CA, 02/1992⇨
CA, ORG-NO 5546⇨, 02/1992⇨

405 II (4B, 4E)

1.4

08/92-10/96

KDX (TU3MC)

55

1361

- AVX10X710**
- CT744**
- CT744K1**

ALT
CA
CA

1.6

08/92-10/96

BDZ (XU5M), BFZ (XU5JP), BDY (XU5M3Z), BDY (XU5M2Z)

65

1580

- 4PK698**
- 4PK841**
- 4PK954**
- 6PK1070**
- 6PK1080**
- 6PK1095**
- 6PK1660**
- 6PK698**
- CT754**
- CT754K1**
- CT754WP1**

ALT, (-PS), (-AC), MTR-CODE: XU5M_
AC, MTR-CODE: XU5M_
ALT, PS, MTR-CODE: XU5M_
ALT, PS, (-AC), MTR-CODE: XU5JP, FOR ALT: 70A
ALT, PS, (-AC), MTR-CODE: XU5JP, FOR ALT: 80A, FOR ALT: 90A
ALT, AC, (-PS), MTR-CODE: XU5JP
ALT, PS, AC, MTR-CODE: XU5JP
ALT, (-PS), (-AC), MTR-CODE: XU5JP
CA
CA
CA

1.8

08/92-10/96

LFZ (XU7JP)

74

1762

- 6PK1070**
- 6PK1080**
- 6PK1095**
- 6PK1660**
- 6PK698**
- CT754**
- CT754K1**
- CT754WP1**

ALT, PS, (-AC), MTR-CODE: XU7JP, (VALEO), FOR ALT: 70A, FOR ALT: 80A
ALT, PS, (-AC), MTR-CODE: XU7JP, (MITSU), FOR ALT: 90A
ALT, AC, (-PS), MTR-CODE: XU7JP
ALT, PS, AC, MTR-CODE: XU7JP
ALT, (-PS), (-AC), MTR-CODE: XU7JP
CA
CA
CA

1.9 D

08/92-10/96

DJZ (XUD9Y)

47

1905

- AVX10X550**
- AVX10X650**
- 6PK1130**
- 6PK1145**
- 6PK1165**
- 6PK1710**
- 6PK730**
- VD1086**
- CT1061**

VACP, (PS), (AC)
VACP
ALT, PS, ⇨ CH-NO 70980931
ALT, PS, CH-NO 708980932⇨
ALT, AC, (-PS)
ALT, PS, AC
ALT
CA





PEUGEOT						
405 II (4B, 4E)						
					CT1061K1 CT1061K2 CT1061WP2	CA, ⇨01/1994 CA, 02/1994⇨ CA, ⇨01/1994
	09/93-12/95	XUD9	51	1905	AVX10X550 AVX10X650 6PK1130 6PK1145 6PK1165 6PK1710 6PK730 VD1086 MS01 CT1061 CT1061K2	VACP, (PS), (AC) VACP ALT, PS, ⇨CH-NO 70980931 ALT, PS, CH-NO 708980932⇨ ALT, AC, (-PS) ALT, PS, AC ALT MTR-CODE: XUD9A ONLY WITH VD1086 CA CA
	06/94-10/96	DJY (XUD9A)	50	1905	AVX10X550 AVX10X650 6PK1130 6PK1145 6PK1165 6PK1710 6PK730 VD1086 CT1061 CT1061K2	VACP, (PS), (AC) VACP ALT, PS, ⇨CH-NO 70980931 ALT, PS, CH-NO 708980932⇨ ALT, AC, (-PS) ALT, PS, AC ALT CA CA
1.9 TD	08/92-10/96	DHY (XUD9TE)	66	1905	AVX10X550 AVX10X650 6PK1130 6PK1145 6PK1165 6PK1710 6PK730 VD1086 MS01 CT1061 CT1061K1 CT1061K2 CT1061WP1 CT1061WP2	VACP, (PS), (AC) VACP ALT, PS, ⇨CH-NO 70980931 ALT, PS, CH-NO 708980932⇨ ALT, AC, (-PS) ALT, PS, AC ALT ONLY WITH VD1086 CA CA, ⇨01/1994 CA, 02/1994⇨ CA, 02/1994⇨ CA, ⇨01/1994
2.0 16V, 2.0 MI-16, 2.0 T 16 X4	08/92-10/95	RGZ (XU10J4TE/Z), RFT (XU10J4), RFY (XU10J4Z)	110-144	1998	6PK1070 6PK1080 6PK1095 6PK1660 6PK698 CT864 CT864K1	ALT, PS, (-AC), (VALEO), FOR ALT: 70A, FOR ALT: 80A ALT, PS, (-AC), (MITSU), FOR ALT: 90A ALT, AC, (-PS) ALT, PS, AC ALT, (-PS), (-AC) CA CA
2.0, 2.0 4x4, 2.0 X4	08/92-10/96	RFX (XU10J2)	89	1998	6PK1070 6PK1080 6PK1095 6PK1660 6PK698 CT754 CT754K1 CT754K2	ALT, PS, (-AC), (VALEO), FOR ALT: 70A, FOR ALT: 80A ALT, PS, (-AC), (MITSU), FOR ALT: 90A ALT, AC, (-PS) ALT, PS, AC ALT, (-PS), (-AC) CA CA, 07/1993⇨ CA, ⇨06/1993
406 (8B, 8C, 8E/F)						
1.6	11/95-05/04	BFZ (XU5JP)	65	1580	6PK1070 6PK1080 6PK1660 CT754 CT754K1 CT754WP1	ALT, (BOSCH), (VALEO) ALT, (MITSU) ALT, AC CA CA CA
1.8	10/96-03/99	LFZ (XU7JP)	74	1761	6PK1070	ALT, (-AC), FOR ALT: 70,8A



PEUGEOT

406 (8B, 8C, 8E/F)



					6PK1075 6PK1660 CT754 CT754K1 CT754WP1	ALT, (AC), FOR ALT: 90A ALT, (AC) CA CA CA
	05/97-10/04	LFX (XU7JB)	66	1761	6PK1070 6PK1080 6PK1660 CT754 CT754K1 CT754WP1	ALT, (VALEO) ALT, (MITSU) ALT, AC CA CA CA
1.8 16V	10/00-10/04	6FZ (EW7J4)	85	1749	6PK1200 6PK1725 CT1138 CT1138K1 CT1138WP1	ALT, PS, (-AC) ALT, PS, AC CA CA CA
	11/95-10/00	LFY (XU7JP4)	81	1761	6PK1080 6PK1660 CT955 CT955K1 CT955K2	ALT ALT, AC CA CA, ⇨ORG-NO 8469 CA, ORG-NO 8470⇨
1.9 D	10/96-10/04	DHW (XUD9SD)	55	1905	AVX10X650 6PK1110 6PK1733 VD1086 MS01 CT1061 CT1061K2 CT1061WP1	VACP ALT ALT, AC ONLY WITH VD1086 CA CA CA, ⇨ORG-NO 07389
1.9 TD	01/96-10/04	DHX (XUD9TE)	66-68	1905	AVX10X650 6PK1110 6PK1740 6PK1750 VD1086 MS01 CT1061 CT1061K2 CT1061WP1	VACP ALT, (AC) ALT, (SANDEN) ALT, (AC), (DELPHI, HARRISON) ONLY WITH VD1086 CA CA CA, ⇨ORG-NO 07389
2.0 16V	01/99-12/04	RFN (EW10J4), RFR (DEW10J4)	99-100	1997	6PK1200 6PK1725 CT1138 CT1138K1 CT1138WP1	ALT, PS, (-AC) ALT, PS, AC CA CA CA
	11/95-12/04	RFV (XU10J4R)	97	1998	6PK1165 6PK1605 CT955 CT955K1	ALT, (AC) ALT, AC CA CA
2.0 16V HPI	05/01-10/04	RLZ (EW10D)	103	1997	6PK1200 6PK1725 CT1019 CT1019K1	ALT, PS, (-AC) ALT, PS, AC CA CA
2.0 HDI 110	06/98-10/04	RHS (DW10ATED), RHZ (DW10ATED)	79-80	1997	6PK1468 6PK1740 6PK1750 6PK1468D1 6PK1468D1 6PK1740D1 6PK1740D1 6PK1750D2 6PK1750D2	ALT, (AC) ALT, (AC), (SANDEN) ALT, (AC), (DELPHI) ALT, (AC), (AUTOM), ⇨ORG-NO 09365 ALT, (AC), (MANL), ⇨ORG-NO 09337 ALT, (AC), (SANDEN), (AUTOM), ⇨ORG-NO 09365 ALT, (AC), (SANDEN), (MANL), ⇨ORG-NO 09337 ALT, (AC), (DELPHI), (AUTOM), ⇨ORG-NO 09365 ALT, (AC), (DELPHI), (MANL), ⇨ORG-NO 09337





PEUGEOT

406 (8B, 8C, 8E/F)



					AP9023 AP9038 AP9042 VD1080 VD1080 VD1095 VD1095 MS01 CT987 CT987K1 CT987K2 CT987WP1 CT987WP2	ALT, (Bosch), ALT-No: 0124525035, FOR ALT: 150A, OE-NO 5705AS, 5705EY ALT, (Valeo), FOR ALT: 150A, OE-NO 5705 AA, ALT-No: A14VI35, ORG-NO 09339⇒, ⇒ORG-NO 09519 ALT, (Bosch), ALT-No: 0124 615 027, FOR ALT: 150A, OE-NO 5705AA, 5705ER ⇒ORG-NO 09337, (MANL) ⇒ORG-NO 09365, (AUTOM) ORG-NO 09366⇒, (AUTOM) ORG-NO 09338⇒, (MANL) ONLY WITH VD1080, VD1095 CA CA, ⇒ORG-NO 08735 CA, ORG-NO 08736⇒ CA, ⇒ORG-NO 08735 CA, ORG-NO 08736⇒
2.0 HDI 90	02/99-10/04	RHY (DW10TD)	66	1997	6PK1468 6PK1740 6PK1750 6PK1468D1 6PK1740D1 6PK1750D2 AP9023 AP9038 AP9042 VD1080 VD1095 MS02 CT987 CT987K1 CT987K2 CT987WP1 CT987WP2	ALT, (AC) ALT, (AC), (SANDEN) ALT, (AC), (DELPHI) ALT, (AC), ⇒ORG-NO 09337 ALT, (AC), (SANDEN), ⇒ORG-NO 09337 ALT, (AC), (DELPHI), ⇒ORG-NO 09337 ALT, (Bosch), ALT-No: 0124525035, FOR ALT: 150A, OE-NO 5705AS, 5705EY ALT, (Valeo), FOR ALT: 150A, OE-NO 5705 AA, ALT-No: A14VI35, ORG-NO 09339⇒, ⇒ORG-NO 09519, ALT, (Valeo), FOR ALT: 150A, OE-NO 5705 AA, 5705 ER, ALT-No: SG15S018 ALT, (Bosch), ALT-No: 0124 615 027, FOR ALT: 150A, OE-NO 5705AA, 5705ER ⇒ORG-NO 09337 ORG-NO 09338⇒ ONLY WITH VD1080, VD1095 CA CA, ⇒ORG-NO 08735 CA, ORG-NO 08736⇒ CA, ⇒ORG-NO 08735 CA, ORG-NO 08736⇒
2.0 Turbo	04/96-10/04	RGX (XU10J2TE)	108	1998	6PK1165 6PK1605 CT754 CT754K1	ALT, (AC) ALT, AC CA CA
2.1 TD 12V	01/96-10/04	P8C (XUD11BTE)	80	2088	6PK1110 6PK1740 6PK1750 VD1088 MS01 CT772 CT772K1 CT772WP1	ALT, PS, (AC) ALT, PS, AC, (SANDEN) ALT, PS, AC, (HARRISON) ONLY WITH VD1088 CA CA CA
2.2	07/00-12/04	3FZ (EW12J4)	116	2230	6PK1200 6PK1725 CT1138 CT1138K1 CT1138WP1	ALT, PS, (AC) ALT, PS, AC CA CA CA
2.2 HDi	03/00-12/04	4HX (DW12TED4/FAP)	98	2179	6PK1740 6PK1750 6PK1740D1 6PK1750D2 AP9013	ALT, (AC), (SANDEN) ALT, (AC), (DELPHI) ALT, (AC), (SANDEN), (MANL) ALT, (AC), (DELPHI), (MANL) ALT, (Valeo), FOR ALT: 150A, OE-NO 5702H4, 5705AS, 5705EY, ALT-No: TG15C020, TG15C028,





PEUGEOT

406 (8B, 8C, 8E/F)



					AP9019 AP9023 AP9038 AP9042 VD1080 MS02 CT1037 CT1037K2	ALT, (Valeo), FOR ALT: 150A, OE-NO 5705 AS, 5705 NH, 5705 EY, ALT-No: TG15C118 ALT, (Bosch), FOR ALT: 150A, OE-NO 5705 AS, 5705 NH, 5705 EY, ALT-No: 0 124 525 035 ALT, (Valeo), FOR ALT: 150A, OE-NO 5705 AA, ALT-No: A14VI35, ⇨ORG-NO 09519, ⇨ORG-NO 09519, ALT, (Valeo), FOR ALT: 150A, OE-NO 5705 AA, 5705 ER, ALT-No: SG15S018 ALT, (Bosch), ALT-No: 0124 615 027, FOR ALT: 150A, OE-NO 5705AA, 5705ER ONLY WITH VD1080 CA CA, ORG-NO 10011⇨
3.0 24V, 3.0 V6 24V	10/96-12/04	XFZ (ES9J4)	140	2946	6PK1480 6PK1590 6PK1605 CT1052 CT1052K1	ALT, PS, (-AC), MTR-CODE: ES9J4 ALT, PS, AC, MTR-CODE: ES9J4S ALT, PS, AC, MTR-CODE: ES9J4 CA CA, 01/2000⇨
3.0 V6	03/00-12/04	XFX (ES9J4S)	152	2946	6PK1468 6PK1590 6PK1605 CT1052 CT1052K1	ALT, PS, (-AC), MTR-CODE: ES9J4 ALT, PS, AC, MTR-CODE: ES9J4S ALT, PS, AC, MTR-CODE: ES9J4 CA CA

407 (6C, 6D, 6E)

1.6 HDi 110

	05/04-	9HY (DV6TED4)	80	1560	6PK1710 AP9013 AP9019 AP9023 AP9042 VD1094 VD1096 MS08 CT1092 CT1092K1 CT1092WP1	ALT, PS, AC ALT, (Valeo), FOR ALT: 150A, OE-NO 5702H4, 5705AS, 5705EY, ALT-No: TG15C020, TG15C028, TG15C053 ALT, (Valeo), ALT-No: TG15C118, FOR ALT: 150A, OE-NO 5705AS, 5705EY ALT, (Bosch), FOR ALT: 150A, OE-NO 5705 AS, 5705 NH, 5705 EY, ALT-No: 0 124 525 035 ALT, (Bosch), FOR ALT: 150A, OE-NO 5705 AS, 5705 NH, 5705 EY, ALT-No: 0 124 525 035 ⇨ORG-NO 10556 ORG-NO 10557⇨ ONLY WITH VD1094, VD1096 CA, MTR-CODE: DV6TED4 CA CA
1.8	05/04-	6FZ (EW7J4)	85	1749	6PK1710 CT1138 CT1138K1 CT1138WP1	ALT, (AC) CA CA CA
1.8 16V	09/05-	6FY (EW7A)	92	1749	6PK1000 CT1110 CT1110K1	ALT CA, MTR-CODE: EW7A CA, MTR-CODE: EW7A
2.0	05/04-	RFN (EW10J4)	100	1997	6PK1000 6PK1710 CT1138 CT1138K1 CT1138WP1	ALT, ORG-NO 10248⇨, 12/2004⇨ ALT, ⇨ORG-NO 10247, ⇨11/2004 CA CA CA
2.0 16V	09/05-	RFJ (EW10A)	103	1997	6PK1000 CT1110 CT1110K1	ALT CA, MTR-CODE: EW10A CA, MTR-CODE: EW10A
2.0 HDi	06/09-	RHH (DW10CTED4)	120	1997	6PK1244 CT1140 CT1140K1	ALT CA CA
	02/10-	RHE (DW10CTED4)	110	1997	AP9013	(Valeo), FOR ALT: 150A, OE-NO 5705 NH, 5705 AS, 5705 EY, ALT-No: TG15C020, TG15C028,





PEUGEOT

407 (6C, 6D, 6E,)

					AP9013 AP9019 AP9023 AP9040 AP9042	TG15C053 ALT, (Valeo), FOR ALT: 180A, OE-NO 5705 AX, 5705 EE, ALTNo: FG18S048, FG18S017 ALT, (Valeo), FOR ALT: 150A, OE-NO 5705 AS, 5705 NH, 5705 EY, ALTNo: TG15C118 ALT, (Bosch), FOR ALT: 150A, OE-NO 5705 AS, 5705 NH, 5705 EY, ALTNo: 0 124 525 035 ALT, (Mitsubishi), FOR ALT: 180A, OE-NO 5705AX, 5705EE, ALTNo: A004TJ0084 ALT, (Bosch), FOR ALT: 150A, OE-NO 5705 AS, 5705 NH, 5705 EY, ALTNo: 0 124 525 035
2.0 Hdi, 2.0 HDi 135	05/04-	RHR (DW10BTED4)	100-103	1997	6PK1217 AP9013 AP9013 AP9019 AP9023 AP9040 AP9042 VD1092 CT1091 CT1091K1 CT1091WP1	ALT, AC ALT, (Valeo), FOR ALT: 180A, OE-NO 5705 AX, 5705 EE, ALTNo: FG18S048, FG18S017 ALT, (Valeo), FOR ALT: 150A, OE-NO 5705 NH, 5705 AS, 5705 EY, ALTNo: TG15C020, TG15C028, TG15C053 ALT, (Valeo), FOR ALT: 150A, OE-NO 5705 AS, 5705 NH, 5705 EY, ALTNo: TG15C118 ALT, (Bosch), FOR ALT: 150A, OE-NO 5705 AS, 5705 NH, 5705 EY, ALTNo: 0 124 525 035 ALT, (Mitsubishi), FOR ALT: 180A, OE-NO 5705AX, 5705EE, ALTNo: A004TJ0084 ALT, (Bosch), FOR ALT: 150A, OE-NO 5705 AS, 5705 NH, 5705 EY, ALTNo: 0 124 525 035 ⇒09/2006, ⇒ORG-NO 10912 CA, WP CA, WP CA, WP
2.2	05/04-	3FZ (EW12J4)	116	2230	6PK1710 CT1138 CT1138K1 CT1138WP1	ALT, (AC) CA CA CA
2.2 16V	09/05-	3FY (EW12J4)	120	2230	6PK1000 CT1138 CT1138K1 CT1138WP1	ALT CA CA CA
2.2 Hdi, 2.2 HDi 170	05/06-	4HP (DW12BTED4), 4HT (DW12BTED4)	120-125	2179	6PK1205 AP9013 AP9013 AP9040 CT1142 CT1142K1	ALT ALT, (Valeo), FOR ALT: 180A, OE-NO 5705 AX, 5705 EE, ALTNo: FG18S048, FG18S017 ALT, (Valeo), FOR ALT: 150A, OE-NO 5705 NH, 5705 AS, 5705 EY, ALTNo: TG15C020, TG15C028, TG15C053 ALT, (Mitsubishi), FOR ALT: 180A, OE-NO 5705AX, 5705EE, ALTNo: A004TJ0084 CA CA
2.7 Hdi	10/05-	UHZ (DT17)	150	2720	6PK1885 CT1117 CT1118 CT1117K1 CT1118K1	ALT CA INJP CA INJP
3.0 Hdi	06/09-	DT20C	177	2992	6PK1885 CT1117	ALT CA
3.0, 3.0 V6	05/04-	XFV (ES9A)	155	2946	6PK1590 CT1052 CT1052K1	ALT, AC CA, MTR-CODE: ES9A CA, MTR-CODE: ES9A
5008					AP9018	
1.6 16V	09/09-	5FS (EP6C), EP6,	88-115	1598	AP9018	ALT, (Mitsubishi), FOR ALT: 120A, OE-NO 5705KG,





PEUGEOT

5008

1.6 HDi	09/09-	EP6CDT	80	1560	6PK800 6PK976 AP9013 AP9019 AP9023 AP9042 VD1096 MS08 CT1092 CT1092K1 CT1092WP1	ALT-No: A003TG5281ZE, (-AC) ALT, (-AC) ALT, (AC) ALT, (Valeo), FOR ALT: 150A, OE-NO 5705 NH, 5705 AS, 5705 EY, ALT-No: TG15C020, TG15C028, TG15C053 ALT, (Valeo), ALT-No: TG15C118, FOR ALT: 150A, OE-NO 5705AS, 5705EY ALT, (Bosch), FOR ALT: 150A, OE-NO 5705 AS, 5705 NH, 5705 EY, ALT-No: 0 124 525 035 ALT, (Bosch), FOR ALT: 150A, OE-NO 5705 AS, 5705 NH, 5705 EY, ALT-No: 0 124 525 035 ONLY WITH VD1096 CA CA CA
	08/10-	9HR (DV6C)	82	1560	6PK800 6PK976 AP9013 AP9019 AP9023 AP9042 VD1096 MS08 CT1162	ALT, (AC), (-START-STOP) ALT, (AC), (-START-STOP) ALT, (Valeo), FOR ALT: 150A, OE-NO 5705 NH, 5705 AS, 5705 EY, ALT-No: TG15C020, TG15C028, TG15C053, MTR-CODE: DV6TED4 ALT, (Valeo), FOR ALT: 150A, OE-NO 5705 AS, 5705 NH, 5705 EY, ALT-No: TG15C118 ALT, (Bosch), FOR ALT: 150A, OE-NO 5705 AS, 5705 NH, 5705 EY, ALT-No: 0 124 525 035 ALT, (Bosch), FOR ALT: 150A, OE-NO 5705 AS, 5705 NH, 5705 EY, ALT-No: 0 124 525 035 ONLY WITH VD1096 CA
2.0 HDi	02/12-		100	1997	6PK1244 CT1140 CT1140K1	CA CA
	06/09-	RHE (DW10CTED4)	110	1997	6PK1244 CT1140 CT1140K1	ALT CA CA
	09/09-	RHH (DW10CTED4)	120	1997	6PK1244 CT1140 CT1140K1	ALT, (AC), MTR-CODE: DW10CTED4 CA, MTR-CODE: DW10CTED4 CA, MTR-CODE: DW10CTED4

504 (A, D, F, M)

1.8	01/71-07/86	XM7	54-58	1796	AVX10X1175 AVX10X800	ALT PS
1.9 D	03/73-07/86	XD4x88	40	1948	AVX10X1150	FAN, ⇨09/1979
					AVX10X650	VACP, ⇨09/1979
					AVX10X725	ALT, (LH), ⇨09/1979
					AVX10X750	ALT, ⇨09/1979
2.0	03/71-06/86	106 (XN1)	71	1971	AVX10X1175 AVX10X800	ALT PS
	04/71-07/86	XN1	68	1971	AVX10X1175	ALT, ⇨06/1983
					AVX10X875	FAN, 05/1973⇨, ⇨06/1983, CH-NO 1637019⇨
2.0 TI	01/71-06/83	107 (XN2)	78	1971	AVX10X1000	ALT, (AC), (PS), 01/1971⇨
					AVX10X700	ALT
					AVX10X888	FAN
					AVX10X900	PS
2.1 D	02/71-07/86	XD4x90	48	2112	AVX10X1150	FAN, ⇨09/1981
					AVX10X650	VACP, ⇨09/1981
					AVX10X725	ALT, (LH), ⇨09/1981
					AVX10X750	ALT, ⇨09/1981
2.3 D	07/75-07/86	134 (XD2)	51	2304	AVX10X1150	FAN, 08/1976⇨, ⇨06/1983
					AVX10X650	VACP, 08/1976⇨, ⇨06/1983





PEUGEOT

504 (A., D., F., M.)

					∞	AVX10X725	ALT, (LH), 08/1976⇨, ⇨06/1983
					∞	AVX10X750	ALT, 08/1976⇨, ⇨06/1983

505 (551A, 551D)

1.8	06/81-10/85	105 (XM7)	55-60	1796	∞	AVX10X1175	ALT
					∞	AVX10X800	PS
2.0	09/85-10/86	105C (XM7A)	62	1796	∞	AVX10X1175	ALT, 10/1985⇨
	11/80-09/91	106 (XN1), 106E (XN1A)	69-72	1971	∞	AVX10X1175	ALT
					∞	AVX10X800	PS
					🏔	CT647	CA
	09/85-11/87	106E (XN1A)	72	1971	∞	AVX10X1175	ALT
					∞	AVX10X800	PS
2.0 TI,STI	04/82-11/87		60	1971	∞	AVX10X1175	ALT
					∞	AVX10X813	PS
2.2	08/79-10/86	829 (ZEJ)	81	1995	∞	AVX10X1000	ALT
					∞	AVX10X775	PS
					∞	AVX10X813	PS
					🏔	CT647	CA, ⇨MTR-NO 53472
					🏔	CT749	CA, MTR-NO 53473⇨
					🏔	CT647K1	CA, ⇨MTR-NO 53472
2.2	05/81-10/84	851 (ZDJ)	85	2165	∞	AVX10X1000	ALT
					∞	AVX10X775	PS
					∞	AVX10X813	PS
					🏔	CT676	CA, ⇨MTR-NO 32027
					🏔	CT750	CA, MTR-NO 32028⇨
					🏔	CT676K1	CA, ⇨MTR-NO 32027
					🏔	CT750K1	CA
2.2	01/86-12/93	851X (ZDJL)	84	2165	∞	AVX10X1000	ALT
					∞	AVX10X775	PS
					∞	AVX10X813	PS
					🏔	CT676	CA, ⇨07/1991
					🏔	CT750	CA, 08/1991⇨
					🏔	CT676K1	CA, ⇨07/1991
					🏔	CT750K1	CA, 08/1991⇨
2.2 GTI	08/83-12/93	851B (ZDJL)	90	2165	∞	AVX10X1000	ALT
					∞	AVX10X775	PS
					∞	AVX10X813	PS
					🏔	CT676	CA, ⇨MTR-NO 32027
					🏔	CT750	CA, MTR-NO 32028⇨
					🏔	CT676K1	CA, ⇨MTR-NO 32027
					🏔	CT750K1	CA, MTR-NO 32028⇨
2.2 Turbo Injection	03/84-10/88	176B (N9TE)	114	2155	∞	AVX10X850	PS
					∞	AVX10X925	ALT, (ABS)
	01/86-12/87	176X (N9TE)	110	2155	∞	AVX10X940	ALT
					∞	AVX10X865	PS
					∞	AVX10X925	ALT, (PS)
					∞	AVX10X930	ALT
					∞	AVX13X775	AC
2.3 Turbo Diesel	09/80-06/86	147 (XD2S)	59	2304	∞	AVX10X1050	PS
					∞	AVX10X1125	FAN
					∞	AVX10X613	VACP, 05/1984⇨
					∞	AVX10X650	VACP, ⇨05/1984
					∞	AVX10X735	ALT, (BOSCH)
2.5 Diesel	06/81-12/93	155 (XD3)	51-55	2498	∞	AVX10X750	ALT
					∞	AVX13X1000	AC
					∞	AVX10X1050	PS
					∞	AVX10X1125	FAN, (PS), (AC)





ContiTech



PEUGEOT

505 (551A, 551D)



						AVX10X1140	FAN
						AVX10X600	VACP, 05/1984⇔
						AVX10X666	VACP, ⇔05/1984
						AVX10X725	ALT, (LH)
						AVX10X875	ALT, (BOSCH)
						AVX10X875	ALT, (RH)
						AVX13X1000	AC
2.5 Turbo Diesel	10/83-12/93	152A (XD3T)	66	2498		AVX10X1050	PS
						AVX10X1125	FAN
						AVX10X613	VACP, 05/1984⇔
						AVX10X650	VACP, ⇔05/1984
						AVX10X735	ALT, (BOSCH)
						AVX10X750	ALT
						AVX13X1000	AC
	10/86-12/93	152B (XD3TE)	77	2498		AVX10X1025	PS
						AVX10X1125	FAN
						AVX10X613	VACP
						AVX10X735	ALT, (BOSCH)
						AVX10X750	ALT
						AVX13X1000	AC
	10/83-12/90	XD3T	70	2498		AVX10X1050	PS
						AVX10X650	VACP
						AVX10X750	ALT
						AVX13X1000	AC
2.8 GTI V6	06/86-12/93	154X (ZN3J)	105	2849		AVX10X1050	ALT
						AVX10X900	PS
						AVX13X1375	AC

508

1.6 HDi	11/10-	9HD (DV6CTED), 9HR (DV6C)	82-84	1560		6PK976	ALT, (-START-STOP)
						VD1096	
						MS08	ONLY WITH VD1096
						CT1162	CA
1.6 THP, 1.6 Vti	11/10-	5FS (EP6C), EP6CDT	88-115	1598		AP9018	ALT, (Mitsubishi), FOR ALT: 120A, OE-NO 5705KG, 5702J0, ALT-No: A 003 TG 3691ZE, A 003 TG
2.0 HDi	11/10-	RHH (DW10CTED4)	120	1997		6PK1244	5281 ZEALT, (-START-STOP)
						CT1140	CA
						CT1140K1	CA

604 (561A,)

2.3 TD	09/79-05/83	147 (XD2S)	59	2304		AVX10X1050	PS
						AVX10X1125	WP
						AVX10X650	VACP
						AVX10X740	ALT
						AVX10X750	ALT
						AVX13X1000	AC
2.5 TD	08/83-12/86	152A (XD3T)	66	2498		AVX10X1050	PS, ⇔06/1986
						AVX10X1125	WP, ⇔06/1986
						AVX10X650	VACP, ⇔05/1984
						AVX10X740	ALT, ⇔06/1986
						AVX10X750	ALT, ⇔06/1986
						AVX13X1000	AC, ⇔06/1986
2.7 SL	08/77-05/83	112 (ZM)	100	2664		AVX10X1090	ALT
						AVX10X913	PS
						AVX13X1350	AC, ⇔01/1978, ⇔CH-NO 6564001
						AVX13X1375	AC, 01/1978⇔, CH-NO 6564002⇔
2.7 Tl,STl	08/77-05/83	140 (ZMJ)	106	2664		2XAVX13X1200	AC, (PEUGEOT)
						AVX10X1100	ALT
						AVX10X913	PS
						AVX13X1375	AC, (SANKIO)
2.8 GTI	09/83-07/87	154A (ZMJK)	110	2849		2XAVX13X1350	AC, (PEUGEOT)
						AVX10X1100	ALT
						AVX10X913	PS





PEUGEOT

604 (561A)

					AVX13X1375	AC, (SANKIO)
605 (6B)						
2.0	06/89-09/99	RFZ (XU10J2Z)	79-89	1998	AVX10X1000 5PK1125 5PK1140 5PK690 5PK710 6PK1165 6PK1605 CT754 CT754K1 CT754K2	PS, ⇨06/1995 ALT, AC, FOR ALT: 60A, ⇨06/1995 ALT, AC, FOR ALT: 80A, FOR ALT: 90A, ⇨06/1995 ALT, (-AC), FOR ALT: 60A, ⇨06/1996 ALT, (-AC), FOR ALT: 80A, FOR ALT: 90A, ⇨06/1995 ALT, PS, (-AC), 07/1995⇨ ALT, PS, AC, 07/1995⇨ CA CA, 07/1993⇨ CA, ⇨06/1993
		R5A (XU102C)	84	1998	AVX10X1000 5PK1125 5PK698 5PK710 CT754 CT754K1	PS AC ALT, (AC) ALT CA CA
2.0 16V	07/94-09/99	RFV (XU10J4R)	97	1998	6PK1080 6PK1165 6PK1605 6PK1660 CT955 CT955K1	ALT, PS, ⇨06/1995 ALT, PS, (-AC), 07/1995⇨ ALT, PS, AC, 07/1995⇨ ALT, PS, AC, ⇨06/1995 CA CA
2.0 Turbo	07/91-09/99	RGX (XU10J2TE), RGY (XU10J2TE)	104- 108	1998	4PK1028 5PK1150 5PK710 6PK1165 6PK1605 CT754 CT754K1	PS ALT, AC, ⇨06/1995 ALT, (-AC), ⇨06/1995 ALT, PS, (-AC), 07/1995⇨ ALT, PS, AC, 07/1995⇨ CA CA
2.1 D	06/89-07/95	P9A (XUD11A)	60	2138	4PK1028 5PK1200 5PK775 6PK1100 6PK1725 CT775 CT775K1	PS, ⇨06/1995 AC, ⇨06/1995 ALT, ⇨06/1995 ALT, PS, (-AC), 07/1995⇨ ALT, PS, AC, 07/1995⇨ CA CA
2.1 TD 12V, 2.1 Turbo Diesel	06/89-09/99	P8C (XUD11BTE), PHZ (XUD11ATE)	80	2088	4PK1028 5PK1200 5PK775 6PK1100 6PK1110 6PK1725 VD1088 VD1088 VD1088 MS01 CT772 CT772K1 CT772WP1	ALT, PS, ⇨06/1995, (-AC) ALT, (PS), (AC), ⇨06/1995 ALT, (-AC), ⇨06/1995 ALT, PS, (-AC), 07/1995⇨ ALT, (-AC), 07/1995⇨ ALT, (PS), (AC), 07/1995⇨ MTR-CODE: XUD11ATE, (AUTOM), 06/1995⇨, ⇨ORG-NO 07237 MTR-CODE: XUD11BTE, (AUTOM) MTR-CODE: XUD11ATE, XUD11BTE, (MANL), 06/1995⇨ ONLY WITH VD1088 CA CA CA
2.5 Turbo Diesel	07/94-09/99	THY (DK5ATE)	95	2446	3PK945 4PK945 6PK1200 6PK1863 CT891 CT891K1	WP, 06/1996⇨ WP, ⇨05/1996 ALT, PS, (-AC), OE-NO 5750M0, 4007E7 ALT, PS, AC CA CA
3.0	10/89-09/99	UFZ (ZPJ)	123	2963	4PK635 5PK1387	PS WP, (AC)



ContiTech



PEUGEOT

605 (6B)						
3.0 SV 24	08/89-09/99	UKZ (ZPJ4/Z)	147	2963	∞ 5PK847 ∞ 5PK847	WP, (AC) ALT
					∞ 4PK635 ∞ 5PK1450 ∞ 5PK847 ∞ 5PK847	PS WP, AC ALT WP
3.0 V6	04/97-09/99	XFZ (ES9J4)	140	2946	∞ 6PK1600 ▲▲▲ CT1052	ALT CA
					607 (9D, 9U)	
2.0	02/00-	RFN (EW10J4)	100	1997	∞ 6PK1710 ▲▲▲ CT1138 ▲▲▲ CT1138K1 ▲▲▲ CT1138WP1	ALT CA CA CA
					2.0 HDI	05/00-
09/05-	RHR (DW10BTED4)	100	1997	∞ 6PK1217 ⊙ AP9013 ⊙ AP9019 ⊙ AP9023 ⊙ AP9040 ⊙ AP9042 ⊙ VD1092 ▲▲▲ CT1091 ▣ CT1091K1 ▣ CT1091WP1		
2.0 HDi	03/01-07/04	RHS (DW10ATED)	79	1997	∞ 6PK1740 ∞ 6PK1740D1 ⊙ AP9013 ⊙ AP9019 ⊙ AP9023 ⊙ AP9042	ALT, (AC) ALT, (AC), ⇨ORG-NO 09337 ALT, (Valeo), FOR ALT: 150A, OE-NO 5705 AS, 5705 NH, 5705 EY, ALT-No: TG15C020, TG15C028, TG15C053 ALT, (Valeo), FOR ALT: 150A, OE-NO 5705 AS, 5705 NH, 5705 EY, ALT-No: TG15C118 ALT, (Bosch), FOR ALT: 150A, OE-NO 5705 AS, 5705 NH, 5705 EY, ALT-No: 0 124 525 035 ALT, (Bosch), ALT-No: 0124 615 027, FOR ALT: 150A, OE-NO 5705AA, 5705ER



PEUGEOT



PEUGEOT

607 (9D, 9U)

					VD1080 VD1095 CT987 CT987K2 CT987WP2	⇒ORG-NO 09337 ORG-NO 09338⇒ CA CA CA
2.2 16V	02/00-	3FZ (EW12J4)	116-120	2230	6PK1710 CT1138 CT1138K1 CT1138WP1	ALT, PS, AC CA CA CA
2.2 HDi	02/00-	4HX (DW12TED4/FAP)	98	2179	6PK1740 6PK1743 6PK1740D1 AP9013 AP9019 AP9023 AP9038 AP9040 AP9042 VD1080 VD1095 VD1095 MS02 CT1037 CT1037K2	ALT, ⇒11/2004 ALT, 12/2004⇒ ALT, ⇒11/2004, ⇒ORG-NO 10247, (MANL) ALT, (Valeo), FOR ALT: 150A, OE-NO 5705 NH, 5705 AS, 5705 EY, ALTNo: TG15C020, TG15C028, TG15C053 ALT, (Valeo), FOR ALT: 150A, OE-NO 5705 AS, 5705 NH, 5705 EY, ALTNo: TG15C118 ALT, (Bosch), FOR ALT: 150A, OE-NO 5705 AS, 5705 NH, 5705 EY, ALTNo: 0 124 525 035 ⇒ORG-NO 09519, ALT, (Valeo), FOR ALT: 150A, OE-NO 5705 AA, 5705 ER, ALTNo: SG15S018 ALT, (Mitsubishi), FOR ALT: 180A, OE-NO 5705AX, 5705EE, ALTNo: A004TJ0084 ALT, (Bosch), FOR ALT: 150A, OE-NO 5705 AS, 5705 NH, 5705 EY, ALTNo: 0 124 525 035 ⇒ORG-NO 10247, (MANL) ORG-NO 10248⇒, (MANL) (AUTOM) ONLY WITH VD1080, VD1095 CA CA, ORG-NO 10011⇒
2.2 HDi	05/06-	4HT (DW12BTED4)	125	2179	6PK1205 AP9013 AP9019 AP9023 AP9042 CT1142 CT1142K1	ALT ALT, (Valeo), FOR ALT: 150A, OE-NO 5705 NH, 5705 AS, 5705 EY, ALTNo: TG15C020, TG15C028, TG15C053 ALT, (Valeo), FOR ALT: 150A, OE-NO 5705 AS, 5705 NH, 5705 EY, ALTNo: TG15C118 ALT, (Bosch), FOR ALT: 150A, OE-NO 5705 AS, 5705 NH, 5705 EY, ALTNo: 0 124 525 035 ALT, (Bosch), FOR ALT: 150A, OE-NO 5705 AS, 5705 NH, 5705 EY, ALTNo: 0 124 525 035 CA CA
2.7 HDi 24V	12/04-	DT17TED4	150	2721	6PK1885 CT1117 CT1118 CT1117K1 CT1118K1	ALT CA INJP CA INJP
3.0 V6 24V	02/00-	XFX (ES9J4S)	152	2946	6PK1590 CT1052 CT1052K1	ALT, AC CA CA
	03/04-	XFV (ES9A)	155	2946	6PK1590 CT1052 CT1052K1	ALT, (AC) CA CA
806 (221) 1.8	07/95-08/02	LFW (XU7JP)	73	1761	6PK1070 6PK1080 6PK1660 CT754 CT754K1 CT754WP1	ALT, FOR ALT: 70A, FOR ALT: 80A ALT, FOR ALT: 90A ALT, AC CA CA CA



PEUGEOT

806 (221)						
↔ 1.9 TD	07/95-08/02	DHX (XUD9TE)	66	1905	AVX10X650 6PK1100 6PK1725 VD1086 MS01 CT1061 CT1061K2 CT1061WP1	VACP ALT ALT, AC ONLY WITH VD1086 CA CA CA, ⇨ORG-NO 07389
	05/97-08/02	DHY (XUD9TE)	68	1905	6PK1100 6PK1725 VD1086 MS01 CT1061 CT1061K2 CT1061WP1	ALT ALT, AC ONLY WITH VD1086 CA CA CA, ⇨ORG-NO 07389
2.0 16V	05/98-09/00	RFV (XU10J4R)	97	1998	6PK1165 6PK1190 6PK1605 6PK1710 CT955 CT955K1	ALT, PS, (-AC), ⇨04/2000 ALT, PS, (-AC), 05/2000⇨ ALT, PS, AC, ⇨04/2000 ALT, PS, AC, 05/2000⇨ CA CA
	09/00-08/02	RFN (EW10J4)	100	1997	6PK1185 6PK1710 CT1138 CT1138K1 CT1138WP1	ALT, PS, (-AC) ALT, PS, AC CA CA CA
2.0 HDI	08/99-08/02	RHZ (DW10ATED)	80	1997	6PK1468 6PK1740 6PK1750 6PK1468D1 6PK1740D1 6PK1750D2 AP9038 AP9042 VD1080 MS01 CT1063 CT987 CT1063K2 CT987K1 CT987K2 CT987WP1 CT987WP2	ALT, (AC) ALT, (AC), (SANDEN) ALT, (AC), (DELPHI) ALT, (AC) ALT, (AC), (SANDEN) ALT, (AC), (DELPHI) (AC), ALT, (Valeo), (Mitsubishi), FOR ALT: 150A, OE-NO 5705 4F, 5705 GC, ALT, (Valeo), FOR ALT: 150A, OE-NO 5705 AA, 5705 ER, ALT-No: SG15S018 ALT, (Bosch), ALT-No: 0124 615 027, FOR ALT: 150A, OE-NO 5705AA, 5705ER ONLY WITH VD1080 CA, MTR-CODE: DW10ATED4 CA, MTR-CODE: DW10ATED CA, MTR-CODE: DW10ATED4 CA, MTR-CODE: DW10ATED, ⇨ORG-NO 08560 CA, MTR-CODE: DW10ATED, ORG-NO 08561 ⇨ CA, MTR-CODE: DW10ATED, ⇨ORG-NO 08560 CA, MTR-CODE: DW10ATED, ORG-NO 08561 ⇨
					08/99-08/02	RHW (DW10ATED4)





PEUGEOT						
806 (221)						
↔					CT1063K2 CT1063WP1	CA, MTR-CODE: DW10ATED4 MTR-CODE: DW10ATED4, CA
2.0, 2.0 Turbo	06/94-08/02	RFU (XU10J2), RGX (XU10J2TE)	89-108	1998	AVX10X1025 6PK1070 6PK1080 6PK1660 CT754 CT754K1	HYDP ALT ALT ALT, AC CA CA
2.1 td 12V	06/96-08/99	P8C (XUD11BTE)	80	2088	6PK1100 6PK1725 VD1088 MS01 CT772 CT772K1 CT772WP1	ALT ALT, AC ONLY WITH VD1088 CA CA CA
807 (E)						
2.0	06/02-	RFN (EW10J4)	100	1997	6PK1185 6PK1710 CT1138 CT1138K1 CT1138WP1	ALT, PS, (-AC) ALT, PS, AC CA CA CA
2.0 16V	09/05-	RFJ (EW10A)	103	1997	6PK1000 CT1110 CT1110K1	ALT CA CA
2.0 HDi	06/02-	RHW (DW10ATED4), RHT (DW10ATED4), RHM (DW10ATED4)	79-80	1997	6PK1740 6PK1740D1 AP9013 AP9013 AP9019 AP9023 AP9038 AP9040 AP9042 VD1080 VD1095 MS02 CT1063 CT1063K2 CT1063WP1	ALT, (AC) ALT, (AC), ⇄ORG-NO 09519 ALT, (Valeo), FOR ALT: 180A, OE-NO 5705AX, 5705EE, ALT-No: FG 18 S 017 ALT, (Valeo), FOR ALT: 150A, OE-NO 5702H4, 5705AS, 5705EY, ALT-No: TG15C020, TG15C028, TG15C053 ALT, (Valeo), FOR ALT: 150A, OE-NO 5705 AS, 5705 NH, 5705 EY, ALT-No: TG15C118 ALT, (Bosch), FOR ALT: 150A, OE-NO 5705 AS, 5705 NH, 5705 EY, ALT-No: 0 124 525 035 ALT, (Valeo), FOR ALT: 150A, OE-NO 5705 AA, 5705 ER, ALT-No: SG15S018 ALT, (Mitsubishi), FOR ALT: 180A, OE-NO 5705AX, 5705EE, ALT-No: A004TJ0084 ALT, (Bosch), ALT-No: 0124 615 027, FOR ALT: 150A, OE-NO 5705AA, 5705ER, MTR-CODE: RHM, RHT, RHW ⇄ORG-NO 09519 ORG-NO 09520⇄ ONLY WITH VD1080, VD1095 CA CA CA
2.0 HDi	06/06-	RHR (DW10BTED4)	100	1997	6PK1740 AP9013 AP9013 AP9019 AP9023 AP9040 AP9042	ALT ALT, (Valeo), FOR ALT: 150A, OE-NO 5702H4, 5705AS, 5705EY, ALT-No: TG15C020, TG15C028, TG15C053 ALT, (Valeo), FOR ALT: 180A, OE-NO 5705AX, 5705EE, ALT-No: FG 18 S 017 ALT, (Valeo), FOR ALT: 150A, OE-NO 5705 AS, 5705 NH, 5705 EY, ALT-No: TG15C118 ALT, (Bosch), FOR ALT: 150A, OE-NO 5705 AS, 5705 NH, 5705 EY, ALT-No: 0 124 525 035 ALT, (Mitsubishi), FOR ALT: 180A, OE-NO 5705AX, 5705EE, ALT-No: A004TJ0084 ALT, (Bosch), FOR ALT: 150A, OE-NO 5705 AS, 5705





PEUGEOT

807 (E)



					VD1092 CT1091 CT1091K1 CT1091WP1	NH, 5705 EY, ALT-No: 0 124 525 035 ⇒09/2006, ⇒ORG-NO 10912 CA CA CA
2.0 HDi	02/06-	RHK (DW10UTED4)	88	1997	6PK1217 AP9013 AP9013 AP9019 AP9023 AP9040 AP9042 CT1091 CT1091K1 CT1091WP1	ALT ALT, (Valeo), FOR ALT: 180A, OE-NO 5705AX, 5705EE, ALT-No: FG18S048, FG18S017 ALT, (Valeo), FOR ALT: 150A, OE-NO 5705 NH, 5705 AS, 5705 EY, ALT-No: TG15C020, TG15C028, TG15C053 ALT, (Valeo), FOR ALT: 150A, OE-NO 5705 AS, 5705 NH, 5705 EY, ALT-No: TG15C118 ALT, (Bosch), FOR ALT: 150A, OE-NO 5705 AS, 5705 NH, 5705 EY, ALT-No: 0 124 525 035 ALT, (Mitsubishi), FOR ALT: 180A, OE-NO 5705AX, 5705EE, ALT-No: A004TJ0084 ALT, (Bosch), FOR ALT: 150A, OE-NO 5705 AS, 5705 NH, 5705 EY, ALT-No: 0 124 525 035 CA CA CA
	06/09-	RHH (DW10CTED4)	120	1997	6PK1244 AP9013 AP9013 AP9019 AP9023 AP9042 CT1140 CT1140K1	ALT ALT, (Valeo), FOR ALT: 150A, OE-NO 5705 NH, 5705 AS, 5705 EY, ALT-No: TG15C020, TG15C028, TG15C053 ALT, (Valeo), FOR ALT: 180A, OE-NO 5705AX, 5705EE, ALT-No: FG18S048, FG18S017 ALT, (Valeo), FOR ALT: 150A, OE-NO 5705 AS, 5705 NH, 5705 EY, ALT-No: TG15C118 ALT, (Bosch), FOR ALT: 150A, OE-NO 5705 AS, 5705 NH, 5705 EY, ALT-No: 0 124 525 035 ALT, (Bosch), FOR ALT: 150A, OE-NO 5705 AS, 5705 NH, 5705 EY, ALT-No: 0 124 525 035 CA CA
2.2	06/02-	3FZ (EW12J4)	116	2230	6PK1185 6PK1710 CT1138 CT1138K1 CT1138WP1	ALT, PS ALT, AC, PS CA CA CA
2.2 HDi	06/02-	4HX (DW12TED4/FAP)	94	2179	6PK1740 6PK1740D1 AP9013 AP9019 AP9023 AP9038 AP9040 AP9042 VD1080 VD1095 MS02 CT1037 CT1037K2	ALT, (AC) ALT, (AC), ⇒ORG-NO 10247 ALT, (Valeo), FOR ALT: 150A, OE-NO 5705 NH, 5705 AS, 5705 EY, ALT-No: TG15C020, TG15C028, TG15C053 ALT, (Valeo), FOR ALT: 150A, OE-NO 5705 AS, 5705 NH, 5705 EY, ALT-No: TG15C118 ALT, (Bosch), FOR ALT: 150A, OE-NO 5705 AS, 5705 NH, 5705 EY, ALT-No: 0 124 525 035 ALT, (Valeo), FOR ALT: 150A, OE-NO 5705 AA, 5705 ER, ALT-No: SG15S018 ALT, (Mitsubishi), FOR ALT: 180A, OE-NO 5705AX, 5705EE, ALT-No: A004TJ0084 ALT, (Bosch), ALT-No: 0124 615 027, FOR ALT: 150A, OE-NO 5705AA, 5705ER ⇒ORG-NO 10247 ORG-NO 10248⇒ ONLY WITH VD1080, VD1095 CA CA, ORG-NO 10011⇒





PEUGEOT							
807 (E) ↔	06/06-	4HT (DW12BTED4)	125	2179	6PK1205 AP9013 AP9019 AP9023 AP9042 CT1142 CT1142K1	ALT ALT, (Valeo), FOR ALT: 150A, OE-NO 5705 NH, 5705 AS, 5705 EY, ALT-No: TG15C020, TG15C028, TG15C053 ALT, (Valeo), FOR ALT: 150A, OE-NO 5705 AS, 5705 NH, 5705 EY, ALT-No: TG15C118 ALT, (Bosch), FOR ALT: 150A, OE-NO 5705 AS, 5705 NH, 5705 EY, ALT-No: 0 124 525 035 ALT, (Bosch), FOR ALT: 150A, OE-NO 5705 AS, 5705 NH, 5705 EY, ALT-No: 0 124 525 035 CA CA	
	3.0 V6	06/02-	XFX (ES9J4S)	150	2946	6PK1590 CT1052 CT1052K1	ALT, AC CA CA
BIPPER (AA_) / BIPPER Tepee 1.4	02/08-	KFV (TU3A)	54	1360	6PK1225 6PK1564 VD1100 CT1067 CT1067K1 CT1067WP1	ALT, (AC) ALT, (AC) CA CA CA	
	1.4 HDi	02/08-	8HS (DV4TD)	50	1398	6PK1352 6PK1710 AP9013 AP9019 VD1096 MS08 CT1063 CT1063K1 CT1063WP2	ALT, (AC) ALT, (AC) ALT, (Valeo), FOR ALT: 150A, OE-NO 5702H4, 5705AS, 5705EY, ALT-No: TG15C020, TG15C028, TG15C053 ALT, (Valeo), FOR ALT: 80A, OE-NO 5705 KC, 5702 H7, ALT-No: TG9B049, TG9B068 ONLY WITH VD1096 CA CA CA, MTR-CODE: DV4TED
BOXER	2.2 HDi 100	04/06-	4HV (P22DTE)	74	2198	4PK922 ELAST 6PK1670 6PK873 ELAST 4PK922 ELAST T1 6PK873 ELAST T1 AP9048	PS ALT, (AC) ALT, (AC) PS, (AC) ALT, PS, (-AC), 2 BELTS ALT, (Bosch), FOR ALT: 150A, ALT-No: 0 121 615 002
	2.2 HDi 110, 2.2 HDi 120, 2.2 HDi 130	04/06-	4HU (P22DTE)	81-96	2198	4PK922 ELAST 6PK1670 6PK873 ELAST 4PK922 ELAST T1 6PK873 ELAST T1 AP9048 VD1098	PS ALT, (AC) ALT, (AC) PS, (AC) ALT, PS, (-AC), 2 BELTS ALT, (Bosch), FOR ALT: 150A, ALT-No: 0 121 615 002
	3.0 HDi 145, 3.0 HDi 160, 3.0 HDi 175	04/06-	F1CE0481D (FG30DT)	107-130	2999	4PK1102 ELAST 6PK1165	AC ALT
BOXER (230L, 230P, ZCT) 1.9 D	07/99-04/02	DJY (XUD9A)	50	1905	4PK755 6PK1153 6PK730 VD1086 MS01 CT1061 CT1061K2 CT1061WP1	PS ALT, AC ALT (-PS) ONLY WITH VD1086 CA CA CA	
	03/94-04/02	D9B (XUD9AU)	51	1905	AVX10X710 4PK755	PS, ↔12/1996 PS, 01/1997↔	





ContiTech



PEUGEOT

BOXER (230L, 230P, ZCT)



					6PK1153 ALT, AC 6PK730 ALT VD1086 (-PS) MS01 ONLY WITH VD1086 CT1061 CA CT1061K2 CA CT1061WP1 CA, ⇨ORG-NO 07389
1.9 DT 4x4	03/96-09/98	XUD9TE	66	1905	4PK755 PS 6PK1145 ALT, (AC), FOR ALT: 80A 6PK1153 ALT, (AC), FOR ALT: 120A 6PK730 ALT, (-AC) CT1061 CA CT1061K2 CA CT1061WP1 CA, ⇨01/1997
1.9 TD	07/99-04/02	XUD9TE	66	1905	4PK755 PS 6PK1145 ALT, (AC), FOR ALT: 80A 6PK1153 ALT, (AC), FOR ALT: 120A 6PK730 ALT, (-AC) VD1086 (-PS) MS01 ONLY WITH VD1086 CT1061 CA CT1061K2 CA
1.9 TD, 1.9 TD 4x4	03/94-04/02	D8C (XUD9UTF), DHY (XUD9TE)	66-68	1905	AVX10X715 PS, ⇨12/1996 4PK755 PS, 12/1996⇨ 6PK1145 ALT, (AC), FOR ALT: 80A 6PK1153 ALT, (AC), FOR ALT: 120A 6PK730 ALT, (-AC) VD1086 (-PS) MS01 ONLY WITH VD1086 CT1061 CA CT1061K2 CA CT1061WP1 CA
2.0 HDI	08/01-04/02	RHV (DW10UTD)	62	1997	4PK755 PS 6PK1185 ALT, AC 6PK1468 ALT, PS, (-AC), ⇨05/2004 6PK1468D1 MTR-CODE: DW10TD, ALT, PS, (-AC) AP9042 ALT, (Bosch), ALT-No: 0124 615 027, FOR ALT: 150A, OE-NO 5705AA, 5705ER VD1080 (-AC) MS02 ONLY WITH VD1080 CT987 CA CT987K1 CA CT987WP1 CA
2.0 i, 2.0 i 4x4	03/94-04/02	RFW (XU10J2)	80	1998	AVX10X710 PS, ⇨12/1996 4PK755 PS, 01/1997⇨ 6PK1095 ALT, AC 6PK698 ALT CT865 CA CT865K1 CA
2.5 D, 2.5 D 4x4	03/94-04/02	T9A (DJ5)	63	2446	3PK866 WP, 06/1996⇨ 4PK866 WP, ⇨05/1996 6PK1015 ALT, (PS) 6PK800 ALT, (-PS) 6PK915 AC 6PK915 VACP, ⇨11/1995 CT891 CA CT891K1 CA
2.5 TD, 2.5 TD 4x4	03/94-04/02	T8A (DJ5T)	76	2446	3PK945 WP, 06/1996⇨ 4PK945 WP, ⇨05/1996 6PK1015 ALT, PS 6PK800 ALT, (-PS)





PEUGEOT						
BOXER (230L, 230P, ZCT)						
					6PK915 CT891 CT891K1	AC CA CA
2.5 TDi, 2.5 TDi 4x4	01/97-04/02	THX (DJ5TED)	79	2446	3PK945 6PK1015 6PK800 6PK915 CT951 CT951K1	WP ALT, PS ALT, (-PS) AC CA CA
2.8 HDi, 2.8 HDi 4x4	10/00-04/02	8140.435 (F28DTCR)	93-94	2798	5PK1100 6PK948 6PK995 6PK995D1 VD1062 MS27 CT1038 CT1038K1	AC ALT, PS, (MANL) ALT, PS, (AUTOM) ALT, (AUTOM) (-AC) ONLY WITH VD1062 CA CA
BOXER (244, Z,)						
2.0	04/02-	RFL (XU10J2U)	81	1998	4PK755 6PK1100 6PK698 CT865 CT865K1	PS ALT, AC ALT, (-AC) CA CA
2.0 HDi	04/02-	RHV (DW10UTD), RHV (DW10TD)	62	1997	4PK755 6PK1185 6PK1468 6PK875 6PK1468D1 AP9013 AP9019 AP9023 AP9038 AP9042 VD1080 MS02 CT987 CT987K1 CT987WP1	PS ALT, AC ALT, PS, (-AC), ⇨05/2004 ALT, (-AC), 06/2004⇨ MTR-CODE: DW10TD, ⇨04/2004, ALT, PS, (-AC) ALT, (Valeo), FOR ALT: 150A, OE-NO 5705AS, 5702NH, 5705EY, ALT-No: TG15C020, TG15C028, TG15C053 ALT, (Valeo), FOR ALT: 150A, OE-NO 5705 AS, 5705 NH, 5705 EY, ALT-No: TG15C118 ALT, (Bosch), FOR ALT: 150A, OE-NO 5705 AS, 5705 NH, 5705 EY, ALT-No: 0 124 525 035 ALT, (Valeo), FOR ALT: 150A, OE-NO 5705 AA, 5705 ER, ALT-No: SG15S018 ALT, (Bosch), ALT-No: 0124 615 027, FOR ALT: 150A, OE-NO 5705AA, 5705ER (-AC) ONLY WITH VD1080 CA CA CA
2.2 HDi	04/02-	4HY (DW12UTED)	74	2179	4PK755 6PK1185 6PK1468 6PK875 6PK1468D1 AP9013 AP9019 AP9023 AP9038 AP9042 VD1080	PS ALT, AC ALT, PS, (-AC), ⇨05/2004 ALT, (-AC), 06/2004⇨ MTR-CODE: DW12TED, ALT, PS, (-AC) ALT, (Valeo), FOR ALT: 150A, OE-NO 5705AS, 5702NH, 5705EY, ALT-No: TG15C020, TG15C028, TG15C053 ALT, (Valeo), FOR ALT: 150A, OE-NO 5705 AS, 5705 NH, 5705 EY, ALT-No: TG15C118 ALT, (Bosch), FOR ALT: 150A, OE-NO 5705 AS, 5705 NH, 5705 EY, ALT-No: 0 124 525 035 ALT, (Valeo), FOR ALT: 150A, OE-NO 5705 AA, 5705 ER, ALT-No: SG15S018 ALT, (Bosch), FOR ALT: 150A, OE-NO 5705 AS, 5705 NH, 5705 EY, ALT-No: 0 124 525 035 (-AC)



PEUGEOT

BOXER (244, Z_)



2.8 HdI	04/04-	8140.43N	107	2798	MS02 CT1100 CT1100K2	ONLY WITH VD1080 CA CA, 04/2004⇒
2.8 HdI, 2.8 HdI 4x4	04/02-	8140.43S (F28DTCR)	94	2798	5PK1100 6PK948 6PK995 VD1062 MS27 CT1038 CT1038K1	AC ALT, PS, (MANL) ALT, PS, (AUTOM) (-AC) ONLY WITH VD1062 CA CA
2.8 HdI, 2.8 HdI 4x4	04/02-	8140.43S (F28DTCR)	94	2798	5PK1100 6PK948 6PK995 6PK995D1 VD1062 MS27 CT1038 CT1038K1	AC ALT, PS, (MANL) ALT, PS, (AUTOM) ALT, (AUTOM) (-AC) ONLY WITH VD1062 CA CA

EXPERT (222, 223, 224)

1.6	02/96-	222A2 (1580SP)	58	1581	AVX10X675 4PK900 6PK894 6PK923 CT605 CT605K1	PS AC ALT, (-AC) ALT, (AC) CA CA
1.8	10/96-09/00	LFZ (XU7JP)	74	1761	6PK1070 6PK1080 6PK1660 CT754 CT754K1 CT754WP1	ALT, (AC), FOR ALT: 70A ALT, (AC), FOR ALT: 90A ALT, (AC) CA CA CA
1.9 D	06/98-	WJZ (DW8), WJY (DW8B)	51	1868	AP9013 AP9019 AP9023 AP9042	ALT, (Valeo), FOR ALT: 150A, OE-NO 5705AS, 5702NH, 5705EY, ALT-No: TG15C020, TG15C028, TG15C053 ALT, (Valeo), FOR ALT: 150A, OE-NO 5705 AS, 5705 NH, 5705 EY, ALT-No: TG15C118 ALT, (Bosch), FOR ALT: 150A, OE-NO 5705 AS, 5705 NH, 5705 EY, ALT-No: 0 124 525 035 ALT, (Bosch), FOR ALT: 150A, OE-NO 5705 AS, 5705 NH, 5705 EY, ALT-No: 0 124 525 035
	02/96-	D9B (XUD9AU)	51	1905	AVX10X650 6PK1110 6PK1165 6PK1740 6PK730 VD1086 MS01 CT1061 CT1061K2 CT1061WP1	VACP ALT, PS, (-AC) ALT, AC, (-PS) ALT, PS, AC ALT ONLY WITH VD1086 CA CA CA, ⇒01/1997
1.9 D 70	12/98-	WJZ (DW8), WJY (DW8B)	51	1868	6PK1045 6PK1390 6PK1440 6PK1680 6PK1750 6PK858 6PK1750D2 AP9013	ALT, (PS), (AC) ALT, (PS), (-AC), ⇒10/1999 ALT, (PS), (-AC), 11/1999⇒ ALT, (PS), (AC), 11/2002⇒ ALT, (PS), (AC), ⇒10/2002 ALT, (-PS), (-AC) MTR-CODE: DW8B, ALT, (PS), (AC), ⇒ORG-NO 10177, ⇒10/2002 ALT, (Valeo), FOR ALT: 150A, OE-NO 5705AS, 5702NH, 5705EY, ALT-No: TG15C020, TG15C028,





PEUGEOT					
EXPERT (222, 223, 224)					
					<ul style="list-style-type: none"> AP9019 TG15C053 ALT, (Valeo), FOR ALT: 150A, OE-NO 5705 AS, 5705 NH, 5705 EY, ALTNo: TG15C118 AP9023 ALT, (Bosch), FOR ALT: 150A, OE-NO 5705 AS, 5705 NH, 5705 EY, ALTNo: 0 124 525 035 AP9042 ALT, (Bosch), FOR ALT: 150A, OE-NO 5705 AS, 5705 NH, 5705 EY, ALTNo: 0 124 525 035 VD1080 (AC), ⇨ORG-NO 10177, MTR-CODE: DW8B VD1095 (AC), ORG-NO 10178⇨, MTR-CODE: DW8B VD1097 (-AC), ⇨ORG-NO 09894, MTR-CODE: DW8B VD1097 MTR-CODE: DW8 MS02 ONLY WITH VD1080, VD1095 MS12 ONLY WITH VD1097, MTR-CODE: DW8, ⇨ORG-NO 08147 MS14 ONLY WITH VD1097, MTR-CODE: DW8, ORG-NO 08148⇨ MS14 MTR-CODE: DW8B, ONLY WITH VD1097 CT986 CA CT986K2 CA CT986WP2 CA
1.9 TD	02/96-	D8B (XUD9TE), DHX (XUD9TE)	66-68	1905	<ul style="list-style-type: none"> AVX10X650 VACP 6PK1110 ALT, PS, (-AC) 6PK1165 ALT, AC, (-PS) 6PK1740 ALT, PS, AC 6PK730 ALT VD1086 MS01 ONLY WITH VD1086 CT1061 CA CT1061K2 CA CT1061WP1 CA, ⇨01/1997
2.0	07/00-	RFN (EW10J4)	100	1997	<ul style="list-style-type: none"> 6PK1185 ALT, PS, (-AC) 6PK1710 ALT, PS, AC CT1110 CA, 11/2006⇨ CT1138 CA, ⇨10/2006 CT1110K2 CA, 11/2006⇨ CT1138K1 CA, ⇨10/2006 CT1138WP1 CA, ⇨10/2006
2.0 HDI	07/00-	RHZ (DW10ATED)	80	1997	<ul style="list-style-type: none"> 6PK1468 ALT, (AC) 6PK1740 ALT, (AC), (SANDEN) 6PK1750 ALT, (AC), (DELPHI) 6PK1468D1 ALT, (-AC), ⇨ORG-NO 09519 6PK1740D1 ALT, (AC), (SANDEN), ⇨ORG-NO 09519 6PK1750D2 ALT, (AC), (DELPHI), ⇨ORG-NO 09519 AP9019 ALT, (Valeo), FOR ALT: 150A, OE-NO 5705 AS, 5705 NH, 5705 EY, ALTNo: TG15C118 AP9023 ALT, (Bosch), FOR ALT: 150A, OE-NO 5705 AS, 5705 NH, 5705 EY, ALTNo: 0 124 525 035 AP9038 (-AC), ORG-NO 09156⇨, ⇨ORG-NO 09627, ALT, OE-NO 5705 4F, 5705 GC, (Valeo), (Mitsubishi), FOR ALT: 150A AP9038 (AC), ⇨ORG-NO 09519, ALT, OE-NO 5705 4F, 5705 GC, (Valeo), (Mitsubishi), FOR ALT: 150A, ALT, (Valeo), FOR ALT: 150A, OE-NO 5705 AA, 5705 ER, ALTNo: SG15S018 AP9042 ALT, (Bosch), ALTNo: 0124 615 027, FOR ALT: 150A, OE-NO 5705AA, 5705ER VD1080 MS01 ONLY WITH VD1080 CT1063 CA, MTR-CODE: DW10ATED4, 11/2003⇨, ⇨04/2004 CT987 CA, MTR-CODE: DW10ATED

PEUGEOT



PEUGEOT

EXPERT (222, 223, 224)



					CT1063K2 CT1063K3 CT987K1 CT987K2 CT1063WP1 CT987WP1 CT987WP2	CA, MTR-CODE: DW10ATED4, ⇨ORG-NO 10010 CA, MTR-CODE: DW10ATED4, ORG-NO 10011⇨ CA, MTR-CODE: DW10ATED, ⇨ORG-NO 08560 CA, MTR-CODE: DW10ATED, ORG-NO 08561⇨ CA, MTR-CODE: DW10ATED4, ⇨ORG-NO 10010 CA, MTR-CODE: DW10ATED, ⇨ORG-NO 08560 CA, MTR-CODE: DW10ATED, ORG-NO 08561⇨
		RHW (DW10ATED4)	80	1997	6PK1468 6PK1740 6PK1468D1 6PK1740D1 AP9013 AP9019 AP9023 AP9038 AP9042 VD1080 VD1095 MS02 CT1063 CT1063K2 CT1063K3 CT1063WP1	ALT, (AC) ALT, (AC) MTR-CODE: DW10ATED4, ALT, (-AC), ⇨ORG-NO 09519 MTR-CODE: DW10ATED4, ALT, (AC), ⇨ORG-NO 09519 ALT, (Valeo), FOR ALT: 150A, OE-NO 5705AS, 5702NH, 5705EY, ALT-No: TG15C020, TG15C028, TG15C053 ALT, (Valeo), FOR ALT: 150A, OE-NO 5705 AS, 5705 NH, 5705 EY, ALT-No: TG15C118 ALT, (Bosch), FOR ALT: 150A, OE-NO 5705 AS, 5705 NH, 5705 EY, ALT-No: 0 124 525 035 ALT, (Valeo), FOR ALT: 150A, OE-NO 5705 AA, 5705 ER, ALT-No: SG15S018 ALT, (Bosch), FOR ALT: 150A, OE-NO 5705 AS, 5705 NH, 5705 EY, ALT-No: 0 124 525 035 ⇨ORG-NO 09519 ORG-NO 09520⇨ ONLY WITH VD1080, VD1095 CA, MTR-CODE: DW10ATED4, 11/2003⇨, ⇨04/2004 CA, MTR-CODE: DW10ATED4, ⇨ORG-NO 10010 CA, MTR-CODE: DW10ATED4, ORG-NO 10011⇨ CA, MTR-CODE: DW10ATED4, ⇨ORG-NO 10010
2.0 HDi	07/00-	RHX (DW10BTED)	69	1997	6PK1468 6PK1740 6PK1750 6PK1468D1 6PK1740D1 6PK1750D2 AP9013 AP9019 AP9023 AP9042 VD1080 VD1095 CT987 CT987K1 CT987K2 CT987WP1 CT987WP2	ALT, (AC) ALT, (AC), (SANDEN) ALT, (AC), (DELPHI) ALT, (-AC), ⇨ORG-NO 09519 ALT, (AC), (SANDEN), ⇨ORG-NO 09519 ALT, (AC), (DELPHI), ⇨ORG-NO 09519 ALT, (Valeo), FOR ALT: 150A, OE-NO 5705AS, 5702NH, 5705EY, ALT-No: TG15C020, TG15C028, TG15C053 ALT, (Valeo), FOR ALT: 150A, OE-NO 5705 AS, 5705 NH, 5705 EY, ALT-No: TG15C118 ALT, (Bosch), FOR ALT: 150A, OE-NO 5705 AS, 5705 NH, 5705 EY, ALT-No: 0 124 525 035 ALT, (Bosch), ALT-No: 0124 615 027, FOR ALT: 150A, OE-NO 5705AA, 5705ER ⇨ORG-NO 09519 ORG-NO 09520⇨ CA, MTR-CODE: DW10BTED CA, MTR-CODE: DW10BTED, ORG-NO 09868⇨ CA, MTR-CODE: DW10BTED, ⇨ORG-NO 09867 CA, MTR-CODE: DW10BTED, ORG-NO 09868⇨ CA, MTR-CODE: DW10BTED, ⇨ORG-NO 09867
EXPERT (VF3A_, VF3U_, VF3V_, VF3X_) 1.6 HDi 90	01/07-	9HU (DV6UTED4)	66	1560	6PK1352 6PK1710 AP9013 AP9019	ALT, (AC) ALT, (AC) ALT, (Valeo), FOR ALT: 150A, OE-NO 5702H4, 5705AS, 5705EY, ALT-No: TG15C020, TG15C028, TG15C053 ALT, (Valeo), FOR ALT: 150A, OE-NO 5705 AS, 5705





PEUGEOT

EXPERT (VF3A_, VF3U_, VF3V_, VF3X_) ↵

					AP9023 AP9042 VD1096 MS08 CT1092 CT1092K1 CT1092WP1	NH, 5705 EY, ALT-No: TG15C118 ALT, (Bosch), FOR ALT: 150A, OE-NO 5705 AS, 5705 NH, 5705 EY, ALT-No: 0 124 525 035 ALT, (Bosch), FOR ALT: 150A, OE-NO 5705 AS, 5705 NH, 5705 EY, ALT-No: 0 124 525 035 ONLY WITH VD1096 CA CA CA
2.0 16V	01/07-	RFJ (EW10A), RFH (EW10A)	103	1997	6PK1000 CT1110 CT1110K1	ALT CA CA
2.0 HDi 100	03/11-		72	1997	6PK1244 CT1140 CT1140K1	CA, 07/2011 ⇨ CA, 07/2011 ⇨ CA, 07/2011 ⇨
2.0 HDi 120, 2.0 HDi 140, 2.0 HDi 120 4x4	01/07-	RHK (DW10UTED4), RHR (DW10BTED4)	88-100	1997	6PK1217 AP9013 AP9013 AP9019 AP9023 AP9040 AP9042 CT1091 CT1091K1 CT1091WP1	ALT, AC ALT, (Valeo), FOR ALT: 150A, OE-NO 5702H4, 5705AS, 5705EY, ALT-No: TG15C020, TG15C028, TG15C053 ALT, (Valeo), FOR ALT: 180A, OE-NO 5705AX, 5705EE, ALT-No: FG 18 S 017 ALT, (Valeo), FOR ALT: 150A, OE-NO 5705 AS, 5705 NH, 5705 EY, ALT-No: TG15C118 ALT, (Bosch), FOR ALT: 150A, OE-NO 5705 AS, 5705 NH, 5705 EY, ALT-No: 0 124 525 035 ALT, (Mitsubishi), FOR ALT: 180A, OE-NO 5705AX, 5705EE, ALT-No: A004TJ0084 ALT, (Bosch), FOR ALT: 150A, OE-NO 5705 AS, 5705 NH, 5705 EY, ALT-No: 0 124 525 035 CA CA CA
2.0 HDi 130	03/11-		94	1997	6PK1244 CT1140 CT1140K1	ALT, 07/2011 ⇨ CA, 07/2011 ⇨ CA, 07/2011 ⇨
2.0 HDi 165	09/09-	RHH (DW10CTED4)	120	1997	6PK1244 CT1140 CT1140K1	ALT, 04/2010 ⇨ CA, 04/2010 ⇨ CA, 04/2010 ⇨
J5 (280P, 280L)						
1.8	01/83-11/88	169B (XM7T)	51	1796	AVX10X613 AVX10X788 AVX10X888 AVX10X925 CT662 CT700 CT662K1 CT700K1	VACP PS WP ALT INJP CA INJP CA
2.0	09/81-09/90	170B (XN1T), 170 (XN1T)	55-58	1971	AVX10X775 AVX10X875 AVX10X925	PS WP ALT
2.5 D, 2.5 DT	09/81-09/90	CRD93 (U25/661), CRD93L, CRD93LS (U25/673)	54-70	2498-2500	AVX10X600 AVX10X700 AVX10X800 AVX10X825 CT662 CT700 CT662K1 CT700K1	VACP ALT PS WP, 2X INJP CA INJP CA



ContiTech



PEUGEOT

J5 (280P, 280L)

↔ 1.9 D

10/90-03/94

D9B (XUD9A)

51

1905



AVX10X610

VACP



AVX10X650

VACP



4PK795

ALT



CT1061

CA



CT1061K1

CA, ↔01/1994



CT1061K2

CA, 02/1994↔



CT1061WP1

CA, 02/1994↔, ↔01/1997



CT1061WP2

CA, ↔01/1994

J5 (290P, 290L)

2.0

10/90-02/94

170D (XN1TACP)

62

1971



AVX10X613

VACP



AVX10X788

PS



AVX10X888

WP



AVX10X925

ALT

2.5 D, 2.5 D 4x4

10/90-02/94

CRD93
(U25/661)

54

2500



AVX10X600

VACP



AVX10X700

ALT



AVX10X800

PS



AVX10X825

WP



CT662

INJP



CT700

CA



CT662K1

INJP



CT700K1

CA

2.5 DT

09/90-01/94

CRD93L

70

2498



AVX10X600

VACP



AVX10X700

ALT



AVX10X800

PS



AVX10X825

WP, 2x



CT662

INJP



CT700

CA



CT662K1

INJP



CT700K1

CA

2.5 TD, 2.5 TD 4x4

10/90-02/94

CRD93LS
(U25/673)

70

2500



AVX10X600

VACP



AVX10X700

ALT



AVX10X800

PS



AVX10X825

WP



CT662

INJP



CT700

CA



CT662K1

INJP



CT700K1

CA

PARTNER

1.6

04/08-

NFU (TU5JP4)

80

1587



6PK1205

ALT, (AC)



6PK1698

ALT, (AC)



VD1100



CT1065

CA



CT1065K3

CA



CT1065WP2

CA

NFR (TU5JP4B),
NFU (TU5JP4)

66-80

1587



6PK1205

ALT, (AC)



6PK1698

ALT, (AC)



CT1065

CA



CT1065K3

CA



CT1065WP2

CA

04/10-

5FS (EP6C)

88

1598



AP9018

ALT, (Mitsubishi), FOR ALT: 80A, OE-NO 5705 KQ, 5702 J3, ALT-No: A 005 TG 0881ZE, FOR ALT: 120A, OE-NO 5705 KG, 5702 J0, ALT-No: A 003 TG 5281ZE, A 003 TG 3691ZE

11/10-

72

1598



AP9018

ALT, (Mitsubishi), FOR ALT: 120A, OE-NO 5705KG, 5702J0, ALT-No: A 003 TG 3691ZE, A 003 TG 5281ZE

1.6 HDi

08/10-

82

1560



AP9040

ALT, (Mitsubishi), FOR ALT: 180A, OE-NO 5705 AX, ALT-No: A004TJ0084, MTR-CODE: DV6TED4

04/08-

9HT (DV6BTED4),
9HX (DV6ATED4)

55-66

1560



6PK1345

ALT, (AC), ↔ORG-NO 10570



6PK1352

ALT, (AC), ORG-NO 10571↔



6PK1705

ALT, AC, ↔ORG-NO 10570





PEUGEOT

PARTNER



					6PK1710 AP9013 AP9019 AP9023 AP9040 AP9042 VD1096 MS08 CT1092 CT1092K1 CT1092WP1	ALT, AC, ORG-NO 10571 ⇨ ALT, (Valeo), FOR ALT: 150A, OE-NO 5702H4, 5705AS, 5705EY, ALT-No: TG15C020, TG15C028, TG15C053 ALT, (Valeo), ALT-No: TG15C118, FOR ALT: 150A, OE-NO 5705AS, 5705EY ALT, (Bosch), FOR ALT: 150A, OE-NO 5705 AS, 5705 NH, 5705 EY, ALT-No: 0 124 525 035 ALT, (Mitsubishi), FOR ALT: 180A, OE-NO 5705AX, 5705EE, ALT-No: A004TJ0084 ALT, (Bosch), FOR ALT: 150A, OE-NO 5705 AS, 5705 NH, 5705 EY, ALT-No: 0 124 525 035 ONLY WITH VD1096 MTR-CODE: DV6ATED4, DV6TED4, CA MTR-CODE: DV6ATED4, DV6TED4, CA MTR-CODE: DV6ATED4, DV6TED4, CA
		9HZ (DV6TED4)	80	1560	6PK1345 6PK1360 6PK1705 6PK1710 AP9013 AP9019 AP9023 AP9040 AP9042 VD1096 MS08 CT1092 CT1092K1 CT1092WP1	ALT, (-AC), ⇨ORG-NO 10570 ALT, (-AC), ORG-NO 10571 ⇨ ALT, AC, ⇨ORG-NO 10570 ALT, AC, ORG-NO 10571 ⇨ ALT, (Valeo), FOR ALT: 150A, OE-NO 5702H4, 5705AS, 5705EY, ALT-No: TG15C020, TG15C028, TG15C053 ALT, (Valeo), ALT-No: TG15C118, FOR ALT: 150A, OE-NO 5705AS, 5705EY ALT, (Bosch), FOR ALT: 150A, OE-NO 5705 AS, 5705 NH, 5705 EY, ALT-No: 0 124 525 035 ALT, (Mitsubishi), FOR ALT: 180A, OE-NO 5705AX, 5705EE, ALT-No: A004TJ0084 ALT, (Bosch), FOR ALT: 150A, OE-NO 5705 AS, 5705 NH, 5705 EY, ALT-No: 0 124 525 035 ONLY WITH VD1096 MTR-CODE: DV6ATED4, DV6TED4, CA MTR-CODE: DV6ATED4, DV6TED4, CA MTR-CODE: DV6ATED4, DV6TED4, CA
	08/10-		82	1560	6PK800 6PK976 AP9013 AP9019 AP9023 AP9040 AP9042 VD1096 MS08	ALT, (-AC) ALT, (AC) ALT, (Valeo), FOR ALT: 150A, OE-NO 5702H4, 5705AS, 5705EY, ALT-No: TG15C020, TG15C028, TG15C053 ALT, (Valeo), FOR ALT: 150A, OE-NO 5705 AS, 5705 NH, 5705 EY, ALT-No: TG15C118 ALT, (Bosch), FOR ALT: 150A, OE-NO 5705 AS, 5705 NH, 5705 EY, ALT-No: 0 124 525 035 ALT, (Mitsubishi), FOR ALT: 180A, OE-NO 5705AX, 5705EE, ALT-No: A004TJ0084 ALT, (Bosch), FOR ALT: 150A, OE-NO 5705 AS, 5705 NH, 5705 EY, ALT-No: 0 124 525 035 ONLY WITH VD1096
1.6 HDi 90	04/10-	9HX (DV6ATED4)	68	1560	AP9040	ALT, (Mitsubishi), FOR ALT: 180A, OE-NO 5705 AX, ALT-No: A004TJ0084, MTR-CODE: DV6ATED4
PARTNER (5, 5F) 1.1	06/96-	HDZ (TU1M), HFX (TU1JP)	44	1124	AVX10X710 4PK855 5PK725 5PK805 5PK860 5PK880	ALT, (-PS), (-AC), OE-NO 5750.73 ALT, (PS), (-AC) ALT, (-PS), (-AC), OE-NO 5750.P5 ALT, (-PS), (AC) PS, (-AC), ORG-NO 09024 ⇨, 08/2001 ⇨ PS, (-AC), ⇨ORG-NO 09023, ⇨07/2001





ContiTech



PEUGEOT

PARTNER (5, 5F)



					6PK1560 ALT, (PS), (AC), ⇨10/2005 6PK1564 ALT, (PS), (AC), 10/2005⇨ VD1100 CT1066 CA, MTR-CODE: TU1JP, MTR-NO 3762435⇨ CT718 CA, MTR-CODE: TU1M CT718 CA, MTR-CODE: TU1JP, ⇨MTR-NO 3762434 CT1066K1 CA, MTR-NO 3 762 435⇨, MTR-CODE: TU1JP CT718K1 CA, MTR-CODE: TU1JP, ⇨MTR-NO 3 762 434 CT718K1 CA, MTR-CODE: TU1M CT1066WP1 CA, MTR-NO 3 762 435⇨, MTR-CODE: TU1JP CT718WP1 CA, MTR-CODE: TU1M CT718WP1 CA, MTR-CODE: TU1JP, ⇨MTR-NO 3 762 434
1.4, 1.4 BiFuel	06/96-	KFX (TU3JP), TU32, KFW (TU3JP)	55	1360	AVX10X710 ALT, (-PS), (-AC), ⇨10/2002 4PK855 ALT, (PS), ⇨10/2002 4PK855 ALT, (AC), ⇨10/2002 5PK1219 PS, AC, ORG-NO 08722⇨, 10/2000⇨, ⇨10/2002 5PK1250 PS, AC, ⇨ORG-NO 08721, ⇨09/2000 5PK725 ALT, (-PS), (-AC), ⇨10/2002 5PK805 AC, (-PS) 5PK860 PS, (-AC), ORG-NO 09024⇨, 08/2001⇨, ⇨10/2002 5PK880 PS, (-AC), ⇨ORG-NO 09023, ⇨07/2001 6PK1453 ALT, (PS), (-AC), 11/2002⇨ 6PK1560 ALT, (PS), (AC), 11/2002⇨, ⇨10/2005 6PK1564 ALT, (PS), (AC), 10/2005⇨ VD1100 CT1067 CA, MTR-NO 3666766⇨ CT607 CA, ⇨MTR-NO 3666765 CT1067K1 CA, MTR-NO 3666766⇨ CT607K1 CA, ⇨MTR-NO 3666765 CT1067WP1 CA, MTR-NO 3666766⇨ CT607WP1 CA, ⇨MTR-NO 3666765
1.6	09/00-10/02	NFU (TU5JP4)	80	1587	6PK1205 ALT, (-AC) 6PK1698 ALT, (AC) CT1065 MTR-CODE: TU5JP4, CA CT1065K3 MTR-CODE: TU5JP4, CA CT1065WP2 MTR-CODE: TU5JP4, CA
1.6 16V	07/01-	NFU (TU5JP4)	80	1587	4PK855 ALT, (PS), ⇨10/2002 5PK1250 PS, AC, ⇨10/2002 5PK880 PS, (-AC), ⇨10/2002 6PK1453 ALT, (PS), (-AC), 11/2002⇨ 6PK1560 ALT, (PS), AC, 11/2002⇨ VD1100 CT1065 CA CT1065K1 MTR-CODE: TU5JP4, CA, ⇨MTR-NO 1806404 CT1065K3 MTR-CODE: TU5JP4, CA, MTR-NO 1806405⇨ CT1065WP1 MTR-CODE: TU5JP4, CA, ⇨MTR-NO 1806404 CT1065WP2 MTR-CODE: TU5JP4, CA, MTR-NO 1806405⇨
1.6 HDi 75, 1.6 HDi 90	02/06-	9HW (DV6BTED4), 9HX (DV6ATED4)	55-66	1560	6PK1345 ALT, (AC), ⇨ORG-NO 10570 6PK1352 ALT, (-AC), ORG-NO 10571⇨ 6PK1705 ALT, AC, ⇨ORG-NO 10570 6PK1710 ALT, AC, ORG-NO 10571⇨ AP9013 ALT, (Valeo), FOR ALT: 150A, OE-NO 5702H4, 5705AS, 5705EY, ALT-No: TG15C020, TG15C028, TG15C053 AP9019 ALT, (Valeo), ALT-No: TG15C118, FOR ALT: 150A, OE-NO 5705AS, 5705EY AP9023 ALT, (Bosch), FOR ALT: 150A, OE-NO 5705 AS, 5705 NH, 5705 EY, ALT-No: 0 124 525 035 AP9042 ALT, (Bosch), FOR ALT: 150A, OE-NO 5705 AS, 5705 NH, 5705 EY, ALT-No: 0 124 525 035 VD1096





PEUGEOT

PARTNER (5, 5F)

					MS08 CT1092 CT1092K1 CT1092WP1	ONLY WITH VD1096 CA CA CA
1.8	05/97-	LFX (XU7JB)	66	1761	6PK1080 6PK1660 6PK751 CT754 CT754K1 CT754WP1	ALT, PS, (-AC) ALT, PS, AC ALT, (-PS), (-AC) CA CA CA
1.8 D	06/96-	A9A (XUD7)	43	1769	6PK1110 6PK1165 6PK1740 6PK730 VD1086 MS01 CT1061 CT1061K2 CT1061WP1	ALT, PS, (-AC) ALT, AC, (-PS) ALT, PS, AC ALT, (-PS), (-AC) ONLY WITH VD1086 CA CA CA, ⇨01/1997
1.9 D	06/96-	WJZ (DW8), WJY (DW8B)	51	1868	6PK1045 6PK1390 6PK1440 6PK1680 6PK1750 6PK869 6PK1750D2 6PK1750D2 AP9013 AP9019 AP9023 AP9042 VD1080 VD1080 VD1095 VD1095 VD1097 VD1097 MS01 MS02 MS12 MS14 MS14 CT986 CT986K2	ALT, (PS), (AC) ALT, (PS), (-AC), ⇨10/1999 ALT, (PS), (-AC), 11/1999⇨ ALT, (PS), (AC), 11/2002⇨ ALT, (PS), (AC), ⇨10/2002 ALT, (-PS), (-AC) MTR-CODE: DW8, ALT, (PS), (AC), ORG-NO 09377⇨, ⇨10/2002 MTR-CODE: DW8B, ALT, (PS), (AC), ⇨ORG-NO 10177, ⇨10/2002 ALT, (Valeo), FOR ALT: 150A, OE-NO 5705AS, 5702NH, 5705EY, ALT-No: TG15C020, TG15C028, TG15C053 ALT, (Valeo), FOR ALT: 150A, OE-NO 5705 AS, 5705 NH, 5705 EY, ALT-No: TG15C118 ALT, (Bosch), FOR ALT: 150A, OE-NO 5705 AS, 5705 NH, 5705 EY, ALT-No: 0 124 525 035 ALT, (Bosch), FOR ALT: 150A, OE-NO 5705 AS, 5705 NH, 5705 EY, ALT-No: 0 124 525 035 (AC), ORG-NO 09154⇨, ⇨ORG-NO 11892 (AC), (M59), ⇨ORG-NO 10177 (AC), ORG-NO 11893⇨ (AC), (M59), ORG-NO 10178⇨ (AC), ⇨ORG-NO 09154 (-AC) ONLY WITH VD1080, ⇨ORG-NO 08147, MTR-CODE: DW8 ONLY WITH VD1080, ORG-NO 08148⇨, MTR-CODE: DW8 ONLY WITH VD1097, ⇨ORG-NO 08147, MTR-CODE: DW8 ONLY WITH VD1080, VD1095, VD1097, MTR-CODE: DW8B ONLY WITH VD1097, ORG-NO 08148⇨, MTR-CODE: DW8 CA CA
	05/96-	DJY (XUD9A), XUD9	50-51	1905	6PK1110 6PK1165 6PK1740 6PK730 VD1086	ALT, PS ALT, AC ALT, PS, AC ALT MTR-CODE: XUD9A



PININFARINA
PEUGEOT

PARTNER (5, 5F)



1.9 D 4x4	04/04-	WJY (DW8B)	51	1868	MS01 CT1061 CT1061K2 CT1061WP1	ONLY WITH VD1086 CA CA CA, ⇨01/1997
2.0 Hdi, 2.0 HDi 4x4	04/00-	RHY (DW10TD)	66	1997	6PK1045 6PK1440 6PK1680 6PK869 AP9013 AP9019 AP9023 AP9042 VD1080 VD1095 CT986 CT986K2	ALT, AC, (-PS) ALT, PS, (-AC), 11/1999⇨ ALT, PS, AC, 11/2002⇨ ALT, (-PS), (-AC) ALT, (Valeo), FOR ALT: 150A, OE-NO 5705AS, 5702NH, 5705EY, ALT-No: TG15C020, TG15C028, TG15C053 ALT, (Valeo), FOR ALT: 150A, OE-NO 5705 AS, 5705 NH, 5705 EY, ALT-No: TG15C118 ALT, (Bosch), FOR ALT: 150A, OE-NO 5705 AS, 5705 NH, 5705 EY, ALT-No: 0 124 525 035 ALT, (Bosch), FOR ALT: 150A, OE-NO 5705 AS, 5705 NH, 5705 EY, ALT-No: 0 124 525 035 ⇨ORG-NO 10177 ORG-NO 10178⇨ CA CA
2.0 Hdi, 2.0 HDi 4x4	04/00-	RHY (DW10TD)	66	1997	6PK1468 6PK1740 6PK1750 6PK1468D1 6PK1740D1 6PK1750D2 AP9013 AP9019 AP9023 AP9042 VD1080 MS02 CT987 CT987K1 CT987K2 CT987WP1 CT987WP2	ALT, (AC) ALT, (AC), 11/2002⇨ ALT, (AC), ⇨10/2002 ALT, (AC), ⇨ORG-NO 10179 ALT, (AC), 11/2002⇨, ⇨ORG-NO 10179 ALT, (AC), ⇨10/2002 ALT, (Valeo), FOR ALT: 150A, OE-NO 5705AS, 5702NH, 5705EY, ALT-No: TG15C020, TG15C028, TG15C053 ALT, (Valeo), FOR ALT: 150A, OE-NO 5705 AS, 5705 NH, 5705 EY, ALT-No: TG15C118 ALT, (Bosch), FOR ALT: 150A, OE-NO 5705 AS, 5705 NH, 5705 EY, ALT-No: 0 124 525 035 ALT, (Bosch), FOR ALT: 150A, OE-NO 5705 AS, 5705 NH, 5705 EY, ALT-No: 0 124 525 035 ⇨ORG-NO 10179 ONLY WITH VD1080 CA CA, ⇨ORG-NO 8735 CA, ORG-NO 8736⇨ CA, ⇨ORG-NO 8735 CA, ORG-NO 8736⇨
RCZ 1.6 16V	03/10-	EP6CDT	115	1598	AP9018	ALT, (Mitsubishi), FOR ALT: 80A, OE-NO 5705KQ, ALT-No: A005TG0081ZE, FOR ALT: 120A, OE-NO 5705KG, ALT-No: A003TG5281ZE
	06/10-	EP6CDTX	147	1598	AP9018	ALT, (Mitsubishi), FOR ALT: 80A, OE-NO 5705KQ, ALT-No: A005TG0881ZE, FOR ALT: 120A, OE-NO 5705KG, ALT-No: A003TG5281ZE
2.0 HDi	03/10-	RHH (DW10CTED4)	120	1997	6PK1244 CT1140 CT1140K1	ALT CA CA

PININFARINA

SPIDEREUROPA (DS)

2000	03/82-11/85	132C3.031	77	1995	AVX10X838 CT652 CT652K1	ALT CA CA
2000 Volumex	06/83-11/85	232R14	99	1995	AVX10X838 CT652 CT652K1	ALT, WP CA CA



PLYMOUTH							
BREEZE ↔ 2.4 16V	12/95-04/01	EDZ	103-112	2429	∞	4PK900	PS, MODEL '00↔
					∞	4PK905	PS, ↔MODEL '99
					∞	6PK1370	ALT
					▲	CT1144	CA
NEON 2.0 16V	06/94-08/99	ECC	107	1996	∞	AVX10X1050	PS, (-AC)
					∞	AVX10X1215	PS, (AC)
					∞	4PK850	ALT, OE-NO 4612229
					∞	4PK890	ALT, OE-NO 4668180
					▲	CT1108	CA, CAMSHFT: DOHC
NEON II 2.0 16V	08/99-	ECB	98	1996	∞	4PK1125	PS, (-AC)
					∞	4PK1310	PS, AC
					∞	4PK850	ALT
					▲	CT1108	CA, CAMSHFT: DOHC
					▲	CT1111	CA, CAMSHFT: SOHC/OHC, MTR-CODE: ECB
	09/99-	ECH	112	1996	∞	4PK1125	PS, (-AC)
					∞	4PK1310	PS, AC
					∞	4PK850	ALT
					▲	CT1108	CA, CAMSHFT: DOHC
					▲	CT1111	CA, CAMSHFT: SOHC/OHC, MTR-CODE: ECH
VOYAGER 2.4 i	01/95-03/01		111	2429	∞	4PK905	PS
					∞	6PK1045	ALT, (-AC)
					∞	6PK1420	ALT, (AC)
					▲	CT1144	CA

PORSCHE							
911 3.0 SC	08/80-07/83	930.10	150	2993	∞	AVX10X710	ALT
					∞	AVX10X725	ALT, ↔MTR-NO 6393868, (AUTOM)
					∞	AVX10X975	AIRC
					∞	AVX13X1100	AC, ↔02/1983, (YORK)
					∞	AVX13X1200	AC, (AXIALE)
3.0 SC Carrera	03/74-10/83		154	2993	∞	AVX10X710	ALT
					∞	AVX10X725	ALT, (AUTOM), 01/1976↔, ↔MTR-NO 6393868
					∞	AVX10X975	FAN, 01/1978↔
					∞	AVX13X1100	AC, (YORK), 01/1978↔
					∞	AVX13X1200	AC, (AXIALE), 01/1978↔
3.1 Carrera Speedster, 3.1 SC Carrera	08/83-08/89	930.20, 930.21, 930.25	170	3164	∞	AVX10X710	ALT
					∞	AVX10X725	ALT, ↔MTR-NO 6393868, (AUTOM)
					∞	AVX10X975	AIRC
					∞	AVX13X1150	AC, 01/1984↔
					∞	AVX13X1200	AC, (AXIALE), ↔12/1983
3.2	08/86-08/89	930.25	160	3164	∞	AVX10X710	ALT
					∞	AVX10X725	ALT, ↔MTR-NO 6393868, (AUTOM)
					∞	AVX10X975	AIRC
					∞	AVX13X1150	AC
					∞	AVX13X1200	AC
3.2 SC Carrera	08/83-08/89	930.20, 930.26	170	3164	∞	AVX10X710	ALT
					∞	AVX10X725	ALT, ↔MTR-NO 6393868, (AUTOM)
					∞	AVX10X975	AIRC
					∞	AVX13X1150	AC, 01/1984↔
					∞	AVX13X1200	AC, (AXIALE), ↔12/1983
	02/84-06/87	930.21	152	3164	∞	AVX10X710	ALT
					∞	AVX10X725	ALT, (AUTOM), ↔MTR-NO 6393868
					∞	AVX10X975	FAN
					∞	AVX13X1150	AC
					∞	AVX13X1200	AC
3.3 SC Turbo	09/77-06/87	930.60, 930.66	221	3299	∞	AVX10X710	ALT
					∞	AVX13X1125	AC, ↔12/1983
					∞	AVX13X1200	AC, 01/1984↔





ContiTech



PORSCHE

PORSCHE

911								
↔	3.3 Turbo	06/86-11/90	930.60	243	3299	∞	AVX10X710	ALT
						∞	AVX13X1200	AC
						∞	6PK1548	
911 (964)								
	3.3 Turbo, 3.3 Turbo S	08/90-09/93	M30.69, M30.69S	235-261	3299	∞	AVX10X710	ALT
						∞	AVX13X1200	AC
	3.6 Carrera, 3.6 Carrera 4, 3.6 Carrera RS	05/89-05/94	M64.01, M64.02, M64.03	184-191	3600	∞	AVX10X775	FAN, 2X
						∞	AVX13X1075	ALT
						🔧	CT1032	DIS
	3.6 Turbo	01/93-09/93	M64.50	265	3600	∞	AVX10X785	ALT
911 (993)								
	3.6 Carrera, 3.6 Carrera 4	10/93-09/97	M64.05, M64.06, M64.07, M64.08, M64.21, M64.22, M64.23, M64.24	200-210	3600	∞	AVX10X775	FAN, 2X
						∞	AVX13X1075	ALT
						🔧	CT1032	DIS
	3.6 Turbo 4	03/95-09/97	M64.60	300	3600	∞	AVX10X763	ALT
						∞	AVX13X1075	AC
	3.6 Turbo GT2, 3.6 Turbo GT2 4	03/95-09/97	M64.60R	316-331	3600	∞	AVX10X757	FAN
						∞	AVX10X763	ALT
						∞	AVX13X1085	AC
	3.7 Carrera	05/96-09/97	M64.20, M64.21S	221	3800	🔧	CT1032	DIS
	3.8 Carrera	06/95-09/97	M64.05S, M64.06S	210	3746	🔧	CT1032	DIS
	3.8 Carrera RS 4	08/95-09/97	M64.21S	221	3800	∞	AVX10X775	ALT
	3.8 Carrera RS, 3.8 Carrera RS 4	06/95-09/97	M64.20, M64.21S	221	3800	∞	AVX10X775	ALT
						🔧	CT1032	DIS
911 (996)								
	3.4 Carrera, 3.4 Carrera 4	09/97-09/01	M96.01, M96.02, M96.04	221	3387	∞	6PK1930	ALT, (AC)
						∞	6PK2115	ALT, (AC)
	3.6 Carrera, 3.6 Carrera 4, 3.6 Carrera 4S	10/01-08/05	M96.03	235-254	3596	∞	6PK1930	ALT
	3.6 GT2, 3.6 Turbo 4	06/00-08/05	M96.70	309-355	3600	∞	6PK2285	ALT
911 (997)								
	3.6 Carrera, 3.6 Carrera 4	07/04-	M96.05	239	3596	∞	6PK2115	ALT
		06/08-	MA1.02	254	3614	∞	6DPK1853	ALT
	3.6 GT 2, 3.6 Turbo	03/06-	M97.70, M97.70S	353-390	3600	∞	6PK2285	ALT
	3.6 GT 3	03/06-	M97.76	305	3600	∞	6PK2260	ALT
	3.8 Carrera 4GTS, 3.8 Carrera 4S, 3.8 Carrera S, 3.8 Turbo, 3.8 Turbo S	06/08-	MA1.01, MA1.70	283-390	3800	∞	6DPK1853	ALT
	3.8 Carrera 4S, 3.8 Carrera S	07/04-	M97.01, M97.01S	261-280	3824	∞	6PK2115	ALT
	3.8 Carrera S	07/04-	M97.01	261	3824	∞	6PK1930	ALT
924								
	2.0	11/75-08/89	XJ, XK	92	1984	∞	AVX10X888	ALT, JP, Ø 61 mm, ⇄12/1980
						∞	AVX10X888	ALT, 01/1981 ⇄
						∞	AVX10X900	ALT, JP, Ø 66 mm, ⇄12/1980
						🔧	CT637	CA
						🔧	CT637K1	CA
	2.0 Carrera GT, 2.0 Turbo	06/80-10/86	M31.03, M31.50	130-154	1984	∞	AVX10X1050	ALT
						🔧	CT637	CA
						🔧	CT637K1	CA
	2.5 S	09/85-07/88	M44.07, M44.08, M44.09, M44.10	110-118	2479	∞	AVX10X950	PS
						∞	5PK1000	ALT, AC
						∞	5PK736	ALT
						∞	6PK1000	ALT, AC
						🔧	CT524	CA
						🔧	CT925	BS
		10/81-12/84	M44.01, M44.03	120	2479	∞	AVX10X950	PS





PORSCHE

924 ↔						∞ ∞ ▲	5PK1000 5PK736 CT524	ALT, AC ALT CA
928	4.5	09/77-08/82	M28.10, M28.01, M28.02, M28.09	177	4474	∞ ∞ ∞ ∞ ∞ ∞	AVX10X875 AVX13X1025 AVX13X1025 AVX13X1050 AVX13X975 4PK866	ALT, ⇄12/1981 AC, ⇄MTR-NO 8189378, (AUTOM) AC, ⇄MTR-NO 8181765 FAN PS ALT, 01/1982⇄
	4.7 S	09/79-07/83	M28.11, M28.12	221	4664	∞ ∞ ∞ ∞ ∞ ∞ ∞ ∞ ∞ ∞ ▲ ▲	AVX10X875 AVX13X1025 AVX13X1025 AVX13X1050 AVX13X1075 AVX13X1075 AVX13X1125 AVX13X975 4PK866 CT584 CT600	ALT, ⇄12/1981 AC, ⇄MTR-NO 8189378, ⇄12/1982, (AUTOM) AC, ⇄MTR-NO 8181765, ⇄12/1982 FAN AC, 01/1983⇄, (SPORT) AC, MTR-NO 8181766⇄, ⇄12/1982 AC, 01/1983⇄ PS ALT, 01/1982⇄ CA, 01/1982⇄ CA, ⇄12/1981
		08/83-07/86	M28.21, M28.22	228	4664	∞ ∞ ∞ ∞ ∞ ∞ ∞ ∞ ∞ ▲	AVX13X1000 AVX13X1050 AVX13X1075 AVX13X1125 AVX13X975 4PK866 5PK890 6PK858 CT584	PS, 01/1985⇄ FAN AC, (SPORT) AC PS, ⇄12/1984 ALT, ⇄12/1983 ALT, 01/1984⇄, ⇄12/1984 ALT, ⇄01/1985 CA
	5.0 GT	01/89-07/91	M28.47	243	4957	∞ ∞ ∞ ∞ ∞ ∞ ∞ ▲	AVX13X1000 AVX13X1050 AVX13X1075 AVX13X1125 AVX13X950 6PK858 6PK875 CT584	PS FAN AC, (SPORT) AC AIRC ALT ALT, 01/1990⇄, (AUTOM) CA
	5.0 S	09/85-12/86	M28.45, M28.46	212	4957	∞ ∞ ∞ ∞ ▲	AVX13X1000 AVX13X1050 AVX13X1075 AVX13X1125 6PK858 CT584	PS FAN AC, (SPORT) AC ALT CA
	5.0 SS4, 5.0 S4 KAT	08/86-07/91	M28.41, M28.42	235	4957	∞ ∞ ∞ ∞ ∞ ∞ ∞ ▲	AVX13X1000 AVX13X1050 AVX13X1075 AVX13X1125 AVX13X950 6PK858 6PK875 CT584	PS FAN AC, (SPORT) AC AIRC, 01/1987⇄ ALT ALT, 01/1990⇄, (AUTOM) CA
	5.4 GTS	08/91-11/95	M28.49, M28.50	257	5397	∞ ∞ ∞ ∞ ∞ ▲	AVX13X1000 AVX13X1075 AVX13X950 6PK858 6PK875 CT584	PS AC AIRC ALT ALT, (AUTOM) CA, 05/1992⇄
944	2.5	01/85-07/87	M44.02, M44.04, M44.07, M44.08	110	2479	∞ ∞	AVX10X950 5PK1000	PS ALT, AC, ⇄01/1986





ContiTech



PORSCHE

PORSCHE

944



					∞	5PK736	ALT, ⇨01/1986
					∞	6PK1000	ALT, AC, 01/1986⇨
					∞	6PK720	ALT, 01/1986⇨
					▲▲	CT524	CA
					▲▲	CT925	BS
2.5 S	08/86-07/88	M44.40	140	2479	∞	AVX10X950	PS
					∞	6PK1000	ALT, AC
					∞	6PK720	ALT
					▲▲	CT798	CA
					▲▲	CT925	BS
2.5, 2.5 Turbo	06/81-07/91	M44.01, M44.03, M44.05, M44.06, M44.09, M44.50, M44.10, M44.51, M44.52	118-184	2479	∞	AVX10X950	PS
					∞	5PK1000	ALT, AC, ⇨12/1985
					∞	5PK736	ALT, ⇨12/1985
					∞	6PK1000	ALT, AC, 01/1986⇨
					∞	6PK720	ALT, 01/1986⇨
					▲▲	CT524	CA
					▲▲	CT925	BS
2.7	11/88-08/89	M44.11, M44.12	121	2681	∞	AVX10X950	PS
					∞	6PK1000	ALT, AC
					∞	6PK720	ALT
					▲▲	CT524	CA
3.0 S2	12/88-07/91	M44.41	155	2990	∞	AVX10X950	PS
					∞	6PK1000	ALT, AC
					∞	6PK720	ALT
					▲▲	CT798	CA
					▲▲	CT925	BS

959

2.8	01/86-04/91	959.50	330	2850	∞	AVX10X685	ALT
					∞	AVX10X700	ALT

968

3.0, 3.0 Turbo S	06/91-11/95	M44.43, M44.44	176-224	2990	∞	AVX10X950	PS
					∞	6PK1000	ALT, AC
					∞	6PK720	ALT
					▲▲	CT798	CA
					▲▲	CT925	BS

BOXSTER (986)

2.5	09/96-08/99	M96.20	150	2480	∞	6PK1930	ALT, PS
					∞	6PK2115	ALT, PS, AC
2.7	08/99-12/04	M96.22, M96.23	162-168	2687	∞	6PK1930	ALT, (AC)
					∞	6PK2115	ALT, (AC)
S 3.2	08/99-12/04	M96.21, M96.24	191-185	3179	∞	6PK1930	ALT, (AC)
					∞	6PK2115	ALT, (AC)

BOXSTER (987)

2.7	11/04-	M96.25	176	2687	∞	6PK2115	ALT
2.9	06/09-	MA1.20	188	2893	∞	6DPK1853	ALT
S 3.2	11/04-	M96.26	206	3179	∞	6PK2115	ALT
S 3.4	06/09-	MA1.21	228	3436	∞	6DPK1853	ALT
Spyder 3.4	06/10-	MA1.21	235	3436	∞	6DPK1853	ALT

CARRERA GT

5.7	07/03-	M80.01	450	5733	∞	5PK1270	ALT, (AC)
-----	--------	--------	-----	------	---	----------------	-----------

CAYENNE

3.0 Diesel	06/10-	MCR.CA, MCR.CB	155-180	2967	∞	6PK2523	ALT
		M05.9E, MCN.RB	176	2967	∞	6PK2475	ALT
3.6	06/10-	M55.02	220	3598	∞	7DPK2074	ALT
4.8 GTS, 4.8 S, 4.8 Turbo	06/10-	M48.02, M48.52	294-397	4806	∞	7DPK2880	

CAYENNE (955)

3.0 TDI	02/09-	M05.9D	176	2967	∞	6PK2475	ALT
3.6	02/07-	M55.01	213	3598	∞	7DPK2074	ALT
GTS 4.8	10/07-		298	4806	∞	7DPK2880	
S 4.5	09/02-	M48.00	250	4511	∞	7DPK2950	ALT





PORSCHE						
CAYENNE (955)						
↔ S 4.8	02/07-	M48.01	283	4806	∞	7DPK2880
Turbo 4.5, Turbo S 4.5	09/02-	M48.50, M48.50S	331-368	4511	∞	7DPK2950 ALT
Turbo S 4.8	02/07-	M48.51	368-404	4806	∞	7DPK2880
CAYMAN (987)						
2.9	02/09-	MA1.20	195	2893	∞	6DPK1853 ALT
R 3.4	11/10-	MA1.21	243	3436	∞	6DPK1853 ALT
S 3.4	11/05-	M97.21	217	3387	∞	6PK2115 ALT
	02/09-	MA1.21	235	3436	∞	6DPK1853 ALT
PANAMERA						
3.0 D	08/11-	MCR.CB, MCR.CC	155-184	2967	∞	6PK2523 ALT
3.6, 3.6 4	05/10-	M46.20, M46.40	220	3605	∞	7DPK2880
4.8 4S, 4.8 S, 4.8 Turbo, 4.8 Turbo S	09/09-	M48.20, M48.40, M48.70	294-405	4806	∞	7DPK2880

PROTON						
IMPIAN						
1.6	09/01-	4G18P	76	1584	∞	5PK1080 AC, (PS)
					∞	5PK865 ALT
					▲▲▲	CT1008 CA
PERSONA 300 (C9_M)						
313i	03/96-	G13B	55	1299	∞	4PK595 PS
					∞	4PK875 ALT
					▲▲▲	CT738 CA
					▲▲▲	CT738K1 CA
315 GLi/GLSi, 315 GLSi	03/96-	G15B, 4G15M	64-66	1468	∞	4PK595 PS
					∞	4PK875 ALT
					▲▲▲	CT738 CA
					▲▲▲	CT738K1 CA
316 GLXi	03/96-	4G92	83	1597	∞	4PK780 ALT
					∞	5PK1150 PS, (AC)
					∞	5PK950 PS, (-AC)
					▲▲▲	CT841 CA
					▲▲▲	CT841K1 CA
PERSONA 400 (C9_C, C9_S)						
413, 413 GLSi	01/94-	4G13	55	1299	∞	4PK595 PS
					∞	4PK875 ALT
					▲▲▲	CT738 CA
					▲▲▲	CT738K1 CA
415 GLi/GLSi	01/94-	4G15	66	1468	∞	4PK595 PS
					∞	4PK875 ALT
					▲▲▲	CT738 CA
					▲▲▲	CT738K1 CA
416 GLXi	01/94-	4G92	83	1597	∞	4PK780 ALT
					∞	5PK1150 PS, (AC)
					∞	5PK950 PS, (-AC)
					▲▲▲	CT841 CA
					▲▲▲	CT841K1 CA
416 i	12/95-	4G92	70	1597	∞	4PK780 ALT
					∞	5PK1150 PS, (AC)
					∞	5PK950 PS, (-AC)
					▲▲▲	CT841 CA
418, 418 GLXi	05/96-	4G93 (DOHC)	85	1834	∞	4PK760 ALT, CAMSHFT: DOHC
					∞	4PK780 ALT, CAMSHFT: SOHC/OHC
					∞	5PK950 PS
					▲▲▲	CT812 CA, CAMSHFT: DOHC
					▲▲▲	CT821 CA, CAMSHFT: SOHC/OHC
420 D, 420 GLS D, 420 TD	05/96-	4D68, 4D68T	48-60	1998	∞	AVX13X1025 ALT
					∞	4PK635 PS
					▲▲▲	CT1109 BS





ContiTech



PROTON

PERSONA 400 (C9_C, C9_S)



- CT842** CA
- CT1109K1** BS
- CT842K1** CA

SATRIA (C9_M)

1.5

07/00-

4G15

64

1468

- 4PK595** PS
- 4PK875** ALT
- CT738** CA
- CT738K1** CA

WIRA

1.3

08/00-

4G13

55

1298

- 4PK595** PS
- 4PK875** ALT
- CT738** CA
- CT738K1** CA

1.5

08/00-

4G15, 4G15M

64

1468

- 4PK595** PS
- 4PK875** ALT
- CT738** CA
- CT738K1** CA

PUCH

G-MODELL (W 461)

230 GE

06/93-

M102.996

92

2298

- 6PK1850** ALT, (AC)
- 6PK2245** ALT, (AC)

G 290 TD

07/97-

OM602.983

88

2874

- 6PK2080** ALT, (AC)
- 6PK2150** ALT, (AC)

G-MODELL (W 463)

230 GE

06/90-06/93

M102.989

93

2298

- 6PK1850** ALT, (AC)
- 6PK2245** ALT, (AC)

G 320

09/94-12/97

M104.996

155

3199

- 6PK2120** ALT, (AC), MTR-NO 002384⇨
- 6PK2140** ALT, (AC), ⇨MTR-NO 002383
- 6PK2380** ALT, (AC), MTR-NO 002384⇨
- 6PK2415** ALT, (AC), ⇨MTR-NO 002383

RENAULT

11 (B/C37_, S37_)

1.1

03/83-06/86

C1E715, C1E720

35

1108

- 11,9X1183Ld** ALT, (AC)
- AVX10X1140** ALT
- AVX10X800** PS
- AVX13X1025** AC

1.2

10/84-12/88

C1G700,
C1G710

40

1237

- 11,9X1183Ld** ALT, (AC)
- AVX10X1140** ALT
- AVX10X800** PS
- AVX13X1025** AC

1.4

03/83-12/88

C1J715, C2J717,
C2J720, C2J718,
C2J730, C2J755,
C2J757, C2J766,
C2J767, C2J768

44-53

1397

- 11,9X1183Ld** ALT, (AC)
- AVX10X1140** ALT
- AVX10X800** PS
- AVX13X1025** AC

1.4 Turbo

04/84-12/86

C1J760, C1J764,
C1J770, C1J782

77-85

1397

- 11,9X1183Ld** ALT
- AVX10X800** PS
- AVX13X1025** AC

1.6 D

08/83-12/88

F8M700,
F8M720,
F8M730

40

1596

- 4PK885** ALT, (PS), ⇨CH-NO C00219439
- 5PK884** ALT, (PS), CH-NO C00219440⇨
- 6PK1190** ALT, (PS)
- CT596** CA, ⇨12/1987
- CT604** CA, 01/1988⇨
- CT596K1** CA, ⇨01/1988
- CT604K1** CA, 01/1988⇨

1.7

10/86-12/88

F2N730

54

1721

- 5PK847** ALT
- CT553** CA, ⇨12/1987
- CT684** CA, 01/1988⇨
- CT553K1** CA, ⇨01/1988
- CT684K1** CA, 02/1988⇨



**RENAULT****11 (B/C37_, S37_)**

10/84-12/88	F3N718	55	1721	5PK847 5PK875 CT553 CT684 CT553K1 CT684K1	ALT, CH-NO C00001728⇨ ALT, ⇨CH-NO C00001729 CA, ⇨12/1987 CA, 01/1988⇨ CA, ⇨01/1988 CA, 02/1988⇨
10/83-12/87	F2N700, F2N704	59	1721	5PK1165 5PK847 5PK847 5PK875 5PK875 6PK1145 6PK1165 CT553 CT553K1	ALT, AC, ⇨CH-NO C00176518, MTR-CODE: F2N700 ALT, CH-NO C00152039⇨, 100005523⇨, 08/1985⇨, MTR-CODE: F2N700 ALT, CH-NO C00002889⇨, MTR-CODE: F2N704 ALT, ⇨CH-NO C00002888, MTR-CODE: F2N704 ALT, ⇨CH-NO C00152038, 100005522, ⇨08/1985, MTR-CODE: F2N700 ALT, PS, MTR-CODE: F2N700 ALT, AC, CH-NO C00176519⇨, MTR-CODE: F2N700 CA CA
10/86-12/88	F2N708, F2N710, F2N732, F2N742, F2N798, F3N708	64-69	1721	5PK1165 5PK847 6PK1145 6PK1165 CT553 CT684 CT553K1 CT684K1	ALT, AC, ⇨CH-NO C00176518 ALT ALT, PS ALT, AC, CH-NO C00176519⇨ CA, ⇨12/1987 CA, 01/1988⇨ CA, ⇨01/1988 CA, 02/1988⇨

14 (121_)

1.2	01/80-12/83	129	43	1218	AVX10X910	ALT
1.4	09/79-12/83	150, X5J	44-52	1360	AVX10X910	ALT

18 (134_, 135_)

1.4	04/78-07/86	847722, 847720	47	1397	AVX10X1300 AVX13X825	ALT AC
1.6 Turbo	10/80-07/86	807727, A5L717, A5L718	80-92	1565	11,9X1013Ld AVX10X825 AVX10X838 AVX13X850	ALT PS, (AC) PS AC
1.6, 1.6 TS	04/78-07/86	841717, 841725, 841726, A2M723, A6M725, A6M726	54-71	1647	11,9X1013Ld AVX10X625 AVX10X825 AVX13X850	ALT PS, (AC) PS AC
2.0	10/81-07/86	J6R716	77	1995	11,9X1013Ld 11,9X758Ld AVX10X800 AVX13X865 CT647 CT749 CT647K1	ALT PS, (AC) PS AC CA, ⇨01/1983, ⇨MTR-NO 24261 CA, 01/1983⇨, MTR-NO 24262⇨ CA, ⇨MTR-NO 24261,26767
2.1 Diesel	05/79-07/86	852710, J8S711	49-53	2068	AVX10X1013 AVX13X825 CT522	ALT PS CA
2.2 i	06/84-07/86	J7T718	76	2165	CT750 CT750K1	CA CA, MTR-CODE: J7T

19 (B/C53_, D53_, L53_, S53)

1.4	01/88-12/92	E6J700, E6J701	55-59	1390	AVX10X690 AVX10X725 AVX13X950 3PK715 3PK775 CT709 CT709K1 CT709WP2	ALT, (PS), (-AC), 07/1991⇨ ALT, (AC) AC ALT, (PS), (-AC), ⇨06/1991 PS, (-AC) CA CA CA
-----	-------------	----------------	-------	------	---	--





ContiTech



RENAULT

19 I (B/C53, D53, L53, S53)

↔ 1.4, 1.4, 1.4 KAT

	01/89-04/92	C2J772	43	1397	AVX10X1140 AVX13X1025	ALT AC
1.6	08/88-12/92	F3N746	79	1721	5PK847 6PK1165 6PK1460 6PK1693 CT684 CT684K1	ALT, (-PS), (-AC) ALT, (PS), (-AC) ALT, (-PS), (AC) ALT, (PS), (AC) CA CA
	07/88-04/92	F3N740, F3N741, F3N742, F3N743	54-66	1721	5PK847 6PK1165 6PK1460 6PK1693 CT684 CT684K1	ALT ALT, PS ALT, AC ALT, PS, AC CA CA
1.7	07/91-04/92	F3N742, F3N743	70	1721	5PK847 6PK1165 6PK1460 6PK1693 CT684 CT684K1	ALT ALT, PS ALT, AC ALT, PS, AC CA CA
	06/89-04/92	F3N746	79	1721	5PK847 6PK1165 6PK1460 6PK1693 CT684 CT684K1	ALT, (-PS), (-AC) ALT, (PS), (-AC) ALT, (-PS), (AC) ALT, (PS), (AC) CA CA
	09/88-12/92	F2N721, F2N720	68	1721	6PK1165 6PK1460 6PK1693 CT684 CT684K1	ALT, (PS), (-AC) ALT, (-PS), (AC) ALT, (PS), (AC) CA CA
1.8 16V	06/89-04/92	F7P704	99-101	1764	6PK1138 6PK1413 6PK875 CT760 CT760K1 CT760K2	ALT, PS, AC PS ALT CA CA, OPT CA
1.9 D	01/88-12/92	F8Q706, F8Q742	47-48	1870	6PK1165 6PK1548 6PK869 VD1081 MS04 CT604 CT604K1	ALT, (PS), (-AC) ALT, (PS), (AC) ALT, (-PS), (-AC) ONLY WITH VD1081 CA CA
1.9 TD	09/90-04/92	F8Q740	68	1870	6PK1173 6PK1190 6PK1548 CT604 CT604K1	ALT, (-AC), NOT FOR SPAIN, NOT FOR PORTUGAL ALT, (-AC), SPAIN, PORTUGAL ALT, (AC) CA CA

19 II (B/C53, D53, 853, L53, S53)

1.4	04/92-12/95	C3J710	43	1397	AVX10X1140 AVX10X685 3PK715	ALT ALT ALT, AC
	01/92-12/95	E7J742	55	1390	AVX10X690 AVX10X725 3PK715 3PK775 CT709 CT709K1 CT709WP2	ALT, (PS), (-AC) ALT, (AC) ALT, AC PS CA CA CA
		E6J700, E7J706	59	1390	AVX10X690	ALT, (-AC)





RENAULT						
19 II (B/C53_, D53_, 853_, L53_, S53_) ↔						
					AVX13X950 3PK715 3PK775 CT709 CT709K1 CT709WP2	AC ALT, (AC) PS, (-AC) CA CA CA
1.7	04/92-12/95	F3N740, F3N741, F3N742, F3N743	54-66	1721	5PK847 6PK1165 6PK1460 6PK1693 CT684 CT684K1	ALT ALT, PS ALT, AC ALT, PS, AC CA CA
	01/93-08/95	F2N721, F2N720	68	1721	6PK1165 6PK1460 6PK1693 CT684 CT684K1	ALT, (PS), (-AC) ALT, (-PS), (AC) ALT, (PS), (AC) CA CA
	05/92-09/94	F3N746	79	1721	5PK847 6PK1165 6PK1460 6PK1693 CT684 CT684K1	ALT, (-PS), (-AC) ALT, (PS), (-AC) ALT, (-PS), (AC) ALT, (PS), (AC) CA CA
1.8	05/94-12/95	F3P682, F3P765	79	1794	5PK847 6PK1165 6PK1460 6PK1693 CT684 CT684K1	ALT, (-PS), (-AC) ALT, (PS), (-AC) ALT, (-PS), (AC) ALT, (PS), (AC) CA CA
	04/92-06/96	F3P700, F3P704, F3P705, F3P706, F3P707, F3P708, F3P760, F3P764, F3P765, F3P682	65-81	1794	5PK847 6PK1165 6PK1460 6PK1693 CT684 CT684K1	ALT ALT, PS ALT, AC ALT, PS, AC CA CA
1.8 16V	04/92-06/96	F7P704	99	1764	6PK1138 6PK1413 6PK875 CT760 CT760K1 CT760K2	ALT, PS, AC PS ALT CA CA CA
1.9 D	03/92-12/95	F8Q706, F8Q742	47-48	1870	6PK1165	ALT, PS, ⇨01/1994
	04/92-12/95	F8Q706, F8Q742	47-48	1870	6PK1173 6PK1548 6PK869 VD1081 MS04 CT604 CT604K1	ALT, PS, 01/1994⇨ ALT, PS, AC ALT ONLY WITH VD1081 CA CA
1.9 dT	04/92-12/95	F8Q744	66	1870	6PK1173 6PK1548 CT604 CT604K1	ALT, PS ALT, PS, AC CA CA
20 (127_) ↔						
1.6	05/77-12/83	843720, 843721	71	1647	11,9X1013Ld AVX10X1050 AVX10X1075 AVX10X813 AVX10X850 AVX13X1030	ALT, CH-NO 146001⇨ ALT, CH-NO 116201⇨, ⇨CH-NO 146000 ALT, ⇨CH-NO 116200 PS, (AC) PS AC
2.0	10/80-12/83	829702, 829703	76	1995	11,9X1013Ld	ALT

RENAULT



ContiTech



RENAULT

20 (127_)						
					11,9X758Ld AVX10X825 AVX13X865 CT647 CT647K1	PS, (AC) PS AC CA CA
2.1 Diesel	10/80-12/83	852	47	2068	11,9X1013Ld 11,9X758Ld CT522 CT522K1	ALT PS CA CA
2.1 TD	01/82-12/83	J8S702	63	2068	CT522 CT522K1	CA CA, MTR-CODE: J8S
2.2	10/80-12/83	851700	85	2165	11,9X1013Ld 11,9X758Ld AVX10X825 AVX13X865 CT676 CT676K1	ALT PS, (AC) PS AC CA CA
21 (B48_, K48_, L48_, S48_)						
1.4	09/89-05/93	C2J770	51	1397	5PK847 6PK1138 6PK1165 6PK1460 6PK1693 CT684 CT684K1	ALT, (-PS), (-AC) ALT, (PS), (-AC), OE-NO 7700729752 ALT, (PS), (-AC), OE-NO 7700740637 ALT, (-PS), (AC) ALT, (PS), (AC) CA, 01/1988⇄ CA, 01/1988⇄
1.7, 1.7 KAT	03/86-04/95	F2N710, F2N712, F2N750, F2N752, F3N722, F3N726, F3N723	54-69	1721	5PK847 6PK1138 6PK1165 6PK1460 6PK1693 CT553 CT684 CT553K1 CT684K1	ALT, (-PS), (-AC) ALT, (PS), (-AC), OE-NO 7700729752 ALT, (PS), (-AC), OE-NO 7700740637 ALT, (-PS), (AC) ALT, (PS), (AC) CA, ⇄ 12/1987 CA, 01/1988⇄ CA, ⇄ 12/1987 CA, 01/1988⇄
1.9 D	06/86-08/94	F8Q710	47	1870	MS04	ONLY WITH VD1081
2.0 Turbo, 2.0 Turbo 4x4	02/90-10/92	J7R756	119	1995	11,9X1013Ld 11,9X758Ld 4PK875 CT749 CT749K1	ALT PS AC CA CA, 01/1991⇄
2.0, 2.0 4x4	03/86-06/94	J7R740, J7R746, J7R747, J6R758, J6R759, J6R792, J6R793	75-99	1995	11,9X1013Ld 11,9X758Ld 4PK875 CT749 CT749K1	ALT PS AC CA CA
2.0, 2.0 Turbo, 2.0 Turbo 4x4	03/86-10/93	J7R750, J7R751, J7R752	85-129	1995	11,9X1013Ld 11,9X758Ld 4PK875 CT749	ALT PS AC CA
2.1 D	06/86-08/94	J8S704	49	2068	11,9X1013Ld 11,9X758Ld 4PK885 CT522 CT522K1	ALT PS AC CA CA
2.1 D, 2.1 D 4x4, 2.1 TD, 2.1 Turbo-D	03/86-09/95	J8S600, J8S704, J8S714, J8S740, J8S784, J8S786, J8S788	48-65	2068	11,9X1013Ld 11,9X758Ld 4PK875 CT522 CT522K1	ALT PS AC CA CA
2.2, 2.2 4x4	06/86-06/94	J7T754, J7T755	79	2165	11,9X1013Ld 11,9X758Ld	ALT PS



RENAULT



RENAULT						
21 (B48_, K48_, L48_, S48_) ↩						
					4PK875 CT750 CT750K1	AC CA CA
25 (B29_) ↩						
2.0	03/87-12/93	J7R722, J7R723	88	1995	11,9X1013Ld 11,9X758Ld CT749	ALT PS CA
2.0, 2.0 12V	04/84-12/92	J6R706, J6R707, J7R726, J6R760, J6R762, J6R763	74-99	1995	11,9X1013Ld 11,9X758Ld AVX13X875 4PK875 CT749 CT749K1	ALT PS AC, ⇨MTR-NO 112220 AC, MTR-NO 112221⇨ CA CA, 01/1991⇨
2.1 Diesel , 2.1 Turbo-D	04/84-12/92	J8S706, J8S708, J8S736, J8S738	46-63	2068	11,9X1013Ld 11,9X758Ld 4PK875 CT522 CT522K1	ALT PS AC CA CA
2.2	04/84-12/92	J7T706, J7T707, J7T708, J7T714, J7T715, J7T730, J7T731, J7T732, J7T733	76-91	2165	11,9X1013Ld 11,9X758Ld AVX13X875 4PK875 CT750 CT750K1	ALT PS AC, ⇨MTR-NO 57146 AC, MTR-NO 57147⇨ CA CA
2.4 V6 Turbo	10/84-05/90	Z7U702	133	2458	AVX13X725 AVX13X920 AVX13X920 5PK1450	PS, (AC) AC PS ALT
2.5 V6 Turbo	01/90-12/92	Z7U700	151	2458	AVX13X725 AVX13X920 AVX13X920 5PK1450	PS, (AC) PS AC ALT
2.7 V6 Injection	04/84-08/89	Z7V708, Z7V709, Z7V711	104	2664	11,9X758Ld AVX13X915 AVX13X920 5PK1330	PS AC, ⇨12/1984 AC, 01/1985⇨ ALT
2.8 V6	06/87-02/90	Z7W700	115	2849	AVX13X925 AVX13X925 5PK1325 5PK1450	AC PS ALT, (CAT) ALT
2.8 V6 Injection	06/86-12/92	Z7W702, Z7W706, Z7W707, Z7W709	100-110	2849	11,9X758Ld AVX13X920 5PK1450	PS AC ALT
30 (127_) ↩						
2.1 Turbo-D	02/82-03/86	J8S702	63	2068	11,9X1013Ld 11,9X758Ld CT522 CT522K1	ALT PS CA CA
2.6 TS, 2.6 TX	07/78-01/84	140, 144	94-105	2664	11,9X758Ld AVX10X1250 AVX13X850 AVX13X900	PS ALT AC, ⇨CH-NO 53036 AC, CH-NO 53037⇨
4 (112_) ↩						
0.8	10/62-09/83	800, 800705	19	845	AVX10X625 AVX10X650 AVX10X675	DYN ALT FAN, WP
	09/71-12/88	80001, 800705, B1B707	21-25	845	AVX10X666 AVX10X685 AVX10X685	ALT, (RH) FAN, (TP) ALT, (LH)
	01/81-09/82	839706	20	782	AVX10X675	ALT





RENAULT

4 (112.)						
					∞	AVX10X675 WP
					∞	AVX10X685 ALT, (LHD)
1.0	06/87-06/93	C1C708	25	956	∞	AVX10X625 ALT
					∞	AVX10X675 WP
1.1	06/78-06/90	688712, C1E714, C1E719	25	1108	∞	AVX10X625 ALT
					∞	AVX10X666 WP
	06/86-06/90	C1E714	32	1108	∞	AVX10X625 ALT, WP
					∞	AVX10X666 ALT, WP, GP
4 (R21_, R23_)						
0.8	04/83-07/89	800705, B1B707	21	845	∞	AVX10X625 ALT
					∞	AVX10X666 WP
	09/66-12/88	80001	25	845	∞	AVX10X666 ALT, (RH)
					∞	AVX10X685 ALT, (LH)
					∞	AVX10X685 FAN
1.1	10/76-07/89	688711, 688712, C1E714, C1E718, C1E719	25-26	1108	∞	AVX10X625 ALT
					∞	AVX10X666 WP
5 (122.)						
0.8	10/72-12/84	800710	26-27	845	∞	AVX10X700 FAN, WP
					∞	AVX10X825 DYN
					∞	AVX10X838 ALT
1.0	01/72-12/85	689710	32	956	∞	AVX10X600 ALT
					∞	AVX10X666 WP
					∞	AVX10X700 ALT
1.1	09/80-12/85	C1E726, 688713	33	1108	∞	AVX10X600 ALT
					∞	AVX10X666 WP
					∞	AVX10X700 ALT
1.3	06/79-09/84	810719	33	1289	∞	AVX10X600 ALT
					∞	AVX10X666 WP
					∞	AVX10X700 ALT
	09/75-09/84	810725	47	1289	∞	AVX10X600 ALT
					∞	AVX10X650 ALT
					∞	AVX10X666 WP
1.3 Automatik	06/79-09/84	810729	40	1289	∞	AVX10X600 ALT
					∞	AVX10X666 WP
					∞	AVX10X700 ALT
1.4 Alpine A5	09/77-09/81	840725	68	1397	∞	AVX10X650 ALT, ⇨CH-NO 1037
					∞	AVX10X666 ALT, CH-NO 61188⇨
					∞	AVX10X675 WP
					∞	AVX10X700 ALT, CH-NO 1038⇨, ⇨CH-NO 39250
					∞	AVX10X725 ALT, CH-NO 39251⇨, ⇨CH-NO 61187
1.4 Alpine Turbo	10/81-01/85	840726, C6J750	79	1397	∞	AVX10X666 ALT, (PS)
					∞	AVX10X666 PS
					∞	AVX10X700 WP, (PS)
					∞	AVX10X725 ALT
1.4 Turbo	06/80-01/85	840730	118	1397	∞	AVX10X666 ALT, WP, (PS)
					∞	AVX10X700 WP
					∞	AVX10X725 ALT
1.4, 1.4 Automatik	01/82-12/85	847712, 847725, C2J713	43-46	1397	∞	AVX10X600 ALT
					∞	AVX10X666 WP
					∞	AVX10X700 WP, PS, 2X
					∞	AVX10X710 WP, PS, (AUTOM), 2X
6 (118.)						
1.1	08/70-04/87	688.10	33	1108	∞	AVX10X625 ALT
					∞	AVX10X666 WP
9 (L42_)						
1.1	09/81-05/87	C1E715, C1E720	35	1108	∞	11,9X1183Ld ALT, (AC)
					∞	AVX10X1150 ALT
					∞	AVX13X1030 AC
1.2	09/85-12/88	C1G700, C1G710	40	1237	∞	11,9X1183Ld ALT, (AC)
					∞	AVX10X1150 ALT





RENAULT						
9 (L42)						
↔					∞	AVX13X1030 AC
1.4 Turbo	04/84-12/86	C1J760, C1J764	77	1397	∞	11,9X1183Ld ALT, (AC)
					∞	AVX10X1150 ALT
					∞	AVX10X800 PS
					∞	AVX13X1030 AC
1.4, 1.4 Automatik	09/81-12/88	C1J715, C1J792, C1J796, C2J717, C2J718, C2J720, C2J730, C2J755, C2J757, C2J766, C2J767, C2J768	44-53	1397	∞	11,9X1183Ld ALT, (AC)
					∞	AVX10X1150 ALT
					∞	AVX13X1030 AC
1.6 D	10/82-12/88	F8M700, F8M720, F8M730	40	1596	∞	4PK885 ALT, (PS), ⇨CH-NO C00219439
					∞	5PK884 ALT, (PS), CH-NO C00219440⇨
					∞	6PK1173 ALT, (AC)
					∞	6PK1190 ALT, (PS)
					▲▲▲	CT596 CA, ⇨12/1987
					▲▲▲	CT604 CA, 01/1988⇨
					▲▲▲	CT596K1 CA, ⇨01/1988
					▲▲▲	CT604K1 CA, 01/1988⇨
1.7	09/84-12/88	F2N700, F2N704, F2N708, F2N710, F2N730, F2N798, F3N708, F2N730	54-69	1721	∞	5PK1165 ALT, (AC)
					∞	5PK847 ALT, (PS), (-AC)
					∞	5PK875 ALT, (PS), (-AC)
					∞	6PK1138 ALT, (PS), (-AC)
					▲▲▲	CT553 CA, ⇨01/1988
					▲▲▲	CT684 CA, 02/1988⇨
					▲▲▲	CT553K1 CA, ⇨01/1988
					▲▲▲	CT684K1 CA, 02/1988⇨
AVANTIME (DEO)						
2.0 16V Turbo	11/01-05/03	F4R760, F4R761	120	1998	∞	6PK1795 ALT, (AC)
					▲▲▲	CT1130 CA
					▲▲▲	CT1130K2 CA
					▲▲▲	CT1130WP1 CA
2.2 dCi	05/02-05/03	G9T712	110	2188	∞	6PK1775 ALT, (AC)
					⊙	VD1109
					▲▲▲	CT1046 CA
					▲▲▲	CT1046K1 CA, MTR-CODE: G9T 710,712
3.0 V6	09/01-05/03	L7X720, L7X721	152	2946	∞	6PK1590 ALT, AC
					▲▲▲	CT1052 CA
					▲▲▲	CT1052K1 CA
CLIO I (B/C57_5/357_5S7_)						
1.1	01/91-09/98	C1E700	34	1108	∞	AVX10X1140 ALT
1.2	01/91-09/98	E7F706, E7F750	40-44	1171	∞	AVX10X690 ALT, (-AC)
					∞	3PK715 ALT, (AC)
					∞	3PK820 PS, (-AC)
					∞	4PK1075 AC, (-PS)
					∞	4PK1217 PS, AC
					▲▲▲	CT709 CA
					▲▲▲	CT709K1 CA
					▲▲▲	CT709WP2 CA
	01/96-09/98	D7F730	40-43	1149	∞	4PK735 ALT
					∞	5PK875 PS
					∞	5PK915 AC
					▲▲▲	CT915 CA
					▲▲▲	CT915K1 CA
					▲▲▲	CT915WP1 CA
	06/94-02/98	C3G720	40	1239	∞	AVX10X1133 ALT
	05/90-09/98	E7F700, E7F706, E7F708, E5F710, E7F750	40-44	1171	∞	AVX10X690 ALT, (AC)
					∞	3PK703 ALT, (PS), (-AC), OE-NO 7700749528
					∞	3PK715 ALT, (PS), (AC)
					∞	3PK820 PS, (-AC), OE-NO 7700850028
					∞	4PK1070 AC, (-PS)





ContiTech

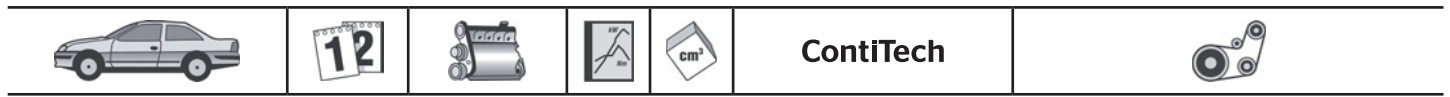


RENAULT

CLIO I (B/C57_, 5/357_, S57_) ↕

					4PK1217 PS, (AC) CT709 CA CT709K1 CA CT709WP2 CA
1.4	01/91-09/98	E7J710, E7J711	59	1390	AVX10X690 ALT, (AC) 3PK715 ALT, (AC) 3PK820 PS, (-AC) 4PK1075 AC, (-PS) 4PK1217 PS, AC CT709 CA CT709K1 CA CT709WP2 CA, MTR-CODE: E6J
		E7J756, E7J757	55	1390	AVX10X690 ALT, (-AC) 3PK703 ALT, (PS), (-AC), OE-NO 7700749528 3PK715 ALT, (-PS), (AC) 3PK820 PS, (-AC), OE-NO 7700850028 4PK1070 AC, (-PS) 4PK1217 PS, AC CT709 CA CT709K1 CA CT709WP2 CA
		E7J601, E7J718, E7J719, E7J754	58	1390	AVX10X690 ALT, (AC) 3PK703 ALT, (PS), (-AC), OE-NO 7700749528 3PK715 ALT, (-PS), (AC) 3PK820 PS, (-AC), OE-NO 7700850028 4PK1070 AC, (-PS) 4PK1217 PS, (AC) CT709 CA CT709K1 CA CT709WP2 CA
1.7	01/91-12/93	F2N770	68	1721	5PK847 ALT 6PK1165 ALT, (PS) 6PK1190 ALT, AC CT684 CA CT684K1 CA
1.8	01/91-09/98	F3P710, F3P714	65-70	1794	5PK847 ALT 6PK1100 ALT, (AC) 6PK1165 ALT, PS, AC, 01/1993⇒ 6PK1190 ALT, PS, AC, ⇒ 12/1992 CT684 CA CT684K1 CA
	08/90-09/98	F3P755, F3P754	66	1794	5PK847 ALT 6PK1100 ALT, (AC) 6PK1165 ALT, (AC) CT684 CA CT684K1 CA
1.8 16V	01/91-03/96	F7P722	99	1764	6PK1015 ALT 6PK1145 ALT, PS 6PK1420 ALT, PS, AC CT760 CA CT760K1 CA CT760K2 CA
1.8 Rsi	08/95-09/98	F3P758	79	1783	5PK847 ALT, (-PS), (-AC), ALT 6PK1100 ALT, (PS), (-AC) 6PK1190 ALT, (AC) CT684 CA CT684K1 CA
	01/93-08/95	F3P712	80	1794	5PK847 ALT, (-PS), (-AC), ALT 6PK1100 ALT, (PS), (-AC) 6PK1165 ALT, (AC) CT684 CA





RENAULT						
CLIO I (B/C57_, 5/357_, S57_) ↵						
1.9 D	01/91-09/98	F8Q730, F8Q732	47-48	1870	CT684K1 6PK894 6PK900 VD1081 MS04 CT711 CT949 CT711K1 CT949K1	CA ALT, 04/1994↔ ALT, ↔04/1994 ONLY WITH VD1081 CA, ↔09/1996 CA, 10/1996↔ CA, ↔09/1996 CA, 10/1996↔
1.9 D	01/97-09/98	F8Q678	40	1870	6PK900 CT949 CT949K1	ALT CA CA
1.9 RND	04/96-02/98	F8Q678	40	1870	6PK894 6PK900 CT711 CT711K1	ALT, (PS) ALT, (-PS) CA CA
Williams	01/94-09/98	F7R700	108	1998	6PK1015 CT760 CT760K1 CT760K2	ALT, ↔03/1996 CA, ↔12/1995 CA CA
CLIO II (BB0/1/2_, CB0/1/2_, SB0/1/2_) ↵						
1.1	09/98-	D7F720, D7F726, D7F746	43	1149	4PK735 5PK875 CT915 CT915K1 CT915WP1	ALT PS CA CA CA
1.2	06/01-10/03		55	1149	3PK750 4PK1538 4PK735 4PK905 4PK925 CT1045 CT1045K1 CT1045WP1	ALT, OE-NO 8200041848 AC, (PS) ALT, OE-NO 8200065601 PS AC, (-PS) CA CA CA
	03/99-05/01	D7F722	44	1149	4PK735 5PK1515 5PK880 CT915 CT915K1 CT915WP1	ALT AC, (PS) PS CA CA CA
1.2	09/98-	D7F720, D7F726, D7F766, D7F746, D7F764	43	1149	3PK740 3PK740 4PK1538 4PK735 4PK735 4PK735 4PK735 4PK905 4PK925 5PK1515 5PK875 5PK875	ALT, (-AC), (-PS), MTR-CODE: D7F 720, D7F 726, 04/2000↔ ALT, (AC), (PS), MTR-CODE: D7F 720, D7F 726, 04/2000↔ AC, (PS), MTR-CODE: D7F 726, 04/2000↔ ALT, MTR-CODE: D7F 720, D7F 726, (-AC), (-PS), ↔04/2000 ALT, MTR-CODE: D7F 710 ALT, MTR-CODE: D7F 720, D7F 726, (AC), (PS), ↔04/2000 ALT, MTR-CODE: D7F 720, D7F, 726, (PS), (-AC), ↔04/2000 PS, (-AC), MTR-CODE: DF7 720, DF7 726, 04/2000↔ AC, (-PS), MTR-CODE: D7F 726 AC, MTR-CODE: DF7 726, (PS), ↔04/2000 PS, MTR-CODE: D7F 720, D7F 726, (PS), (-AC), ↔04/2000 MTR-CODE: D7F 710, (PS), (-AC)

RENAULT



ContiTech



RENAULT

CLIO II (BB0/1/2_, CB0/1/2_, SB0/1/2_) ↕

					5PK915 CT915 CT915K1 CT915WP1	MTR-CODE: D7F 710, PS, (AC) CA CA CA
1.2 16V	06/01-	D4F712, D4F714, D4F706, D4F722, D4F728	55	1149	3PK740 3PK750 4PK1538 4PK905 4PK925 CT1045 CT1045K1 CT1045WP1	ALT, MILD COUNTRIES, HOT COUNTRIES, MTR-CODE: D4F 712, D4F 714, D4F 722, D4F 728 ALT, COLD COUNTRIES, MTR-CODE: D4F 712, D4F 714, D4F 722 AC, (PS), MTR-CODE: D4F 712, D4F 714 PS, (-AC) AC, (-PS), MTR-CODE: D4F 712, D4F 714, D4F 722, D4F 728 CA CA CA, MTR-CODE: D4F712
1.4	09/98-05/05	E7J780	55	1390	3PK1038 4PK1237 4PK995 5PK1110 5PK1750 CT988 CT988K2 CT988WP1	ALT, MTR-CODE: E7J 780 PS, (AC), MTR-CODE: E7J 780 PS, (-AC), MTR-CODE: E7J 780 ALT, (AC), MTR-CODE: K7J 700, K7J 710 ALT, (AC), MTR-CODE: K7J 700, K7J 710 CA CA CA
1.4 16V	10/99-	K4J712, K4J713, K4J711, K4J710	70-72	1390	5PK1110 5PK1200 5PK1750 5PK1750 6PK1750 6PK1750 AP9025 CT1126 CT1126K1 CT1126WP1	ALT, (AC) ALT, (AC), MTR-CODE: K4J 710, K4J 711, 04/2004↔ ALT, (AC), MTR-CODE: K4J 712, K4J 713, 06/2001↔ ALT, (AC), ONLY WITH 82 00 603 359, 82 00 104 754, MTR-CODE: K4J 710, K4J 711, 09/2001↔, ↔04/2004 ALT, (AC), MTR-CODE: K4J 710, K4J 711, ↔09/2001 ALT, (AC), MTR-CODE: K4J 712, K4J 713, ↔06/2001 ALT, (Bosch), FOR ALT: 98A, OE-NO 77 01 473 636, 77 01 477 694, 77 00 429 217 CA CA CA
1.5 dCi	06/01-	K9K700, K9K702, K9K704	48-60	1461	5PK1135 5PK1200 6PK1200 AP9025 AP9025 AP9025 AP9025 AP9056 AP9056 AP9056 CT1035 CT1035K1 CT1035K2 CT1035WP1 CT1035WP2 CT1035WP3	ALT, (AC), ↔09/2005 ALT, AC, ↔01/2005 ALT, AC, 02/2005↔ ALT, FOR ALT: 110A, OE-NO 82 00 667 608, FOR ALT: 125A, OE-NO 82 00 537 415 ALT, (Valeo), FOR ALT: 110A, ALT-No: TG11C034, TG11C064, FOR ALT: 125A, ALT-No: SG12B089, SG12B105 ALT, (Mitsubishi), FOR ALT: 110A, ALT-No: A002TC0982 ALT, (Valeo), FOR ALT: 120A, ALT-No: SG12B038, SG12B103 ALT, FOR ALT: 120A, OE-NO 77 01 477 001 CA CA, ↔08/2003 CA, 09/2003↔ CA, ↔08/2003 CA, 09/2003↔, ↔03/2004 CA, 04/2004↔
	01/04-	K9K712	74	1461	5PK1135 5PK1200 6PK1200	ALT, (AC) ALT, AC, ↔01/2005 ALT, AC, 02/2005↔





RENAULT

CLIO II (BB0/1/2_, CB0/1/2_, SB0/1/2_) ↵

				<ul style="list-style-type: none"> ⊙ AP9025 ALT, (Valeo), FOR ALT: 110A, ALT-No: TG11C034, TG11C064, TG11C011 ⊙ AP9025 ALT, FOR ALT: 110A, OE-NO 82 00 667 608, 77 01 478 093 ⊙ AP9025 ALT, (Bosch), FOR ALT: 150A, OE-NO 77 01 476 808 ⊙ AP9056 ALT, FOR ALT: 120A, OE-NO 77 01 477 001 ⊙ AP9056 ALT, (Valeo), FOR ALT: 120A, ALT-No: SG12B038, SG12B103 ▄▄▄ CT1035 CA ▄▄▄▄ CT1035K2 CA ▄▄▄▄⚙ CT1035WP2 CA, ⇨03/2004 ▄▄▄▄⚙ CT1035WP3 CA, 04/2004⇨ 	
06/01-	K9K702	59-60	1461	<ul style="list-style-type: none"> ∞ 5PK1135 ALT, (AC), ⇨09/2005 ∞ 5PK1200 ALT, AC, ⇨01/2005 ⊙ AP9025 ALT, (Mitsubishi), FOR ALT: 110A, ALT-No: A002TC0982 ⊙ AP9025 ALT, FOR ALT: 110A, OE-NO 82 00 667 608, FOR ALT: 125A, OE-NO 82 00 537 415 ⊙ AP9025 ALT, (Valeo), FOR ALT: 110A, ALT-No: TG11C034, TG11C064, FOR ALT: 125A, ALT-No: SG12B089, SG12B105 ⊙ AP9056 ALT, (Valeo), FOR ALT: 120A, ALT-No: SG12B038, SG12B103 ⊙ AP9056 ALT, FOR ALT: 120A, OE-NO 77 01 477 001 ▄▄▄ CT1035 CA ▄▄▄▄ CT1035K1 CA, ⇨08/2003 ▄▄▄▄ CT1035K2 CA, 09/2003⇨ ▄▄▄▄⚙ CT1035WP1 CA, ⇨08/2003 ▄▄▄▄⚙ CT1035WP2 CA, 09/2003⇨, ⇨03/2004 ▄▄▄▄⚙ CT1035WP3 CA, 04/2004⇨ 	
08/04-	K9K714	50	1461	<ul style="list-style-type: none"> ∞ 5PK1135 ALT, (AC), ⇨09/2005 ∞ 6PK1130 ALT, (AC), 12/2007⇨ ∞ 6PK1200 ALT, (AC) ∞ 6PK1200 ALT, (AC), 09/2005⇨, ⇨12/2007 ⊙ AP9025 ALT, FOR ALT: 110A, OE-NO 82 00 667 608, FOR ALT: 125A, OE-NO 82 00 537 415 ⊙ AP9025 ALT, (Valeo), FOR ALT: 110A, ALT-No: TG11C034, TG11C064, FOR ALT: 125A, ALT-No: SG12B089, SG12B105 ⊙ AP9025 ALT, (Mitsubishi), FOR ALT: 110A, ALT-No: A002TC0982 ▄▄▄ CT1035 CA ▄▄▄▄ CT1035K2 CA ▄▄▄▄⚙ CT1035WP3 CA 	
06/05-	K9K740	47	1461	<ul style="list-style-type: none"> ∞ 6PK1130 ALT, (AC), 12/2007⇨ ∞ 6PK1200 ALT, (AC) ∞ 6PK1200 ALT, (AC), ⇨12/2007 ⊙ AP9025 ALT, FOR ALT: 110A, OE-NO 82 00 667 608 ⊙ AP9025 ALT, (Valeo), FOR ALT: 110A, ALT-No: TG11C034, TG11C064 ⊙ AP9025 ALT, (Mitsubishi), FOR ALT: 110A, ALT-No: A002TC0982 ▄▄▄ CT1035 CA ▄▄▄▄ CT1035K2 CA ▄▄▄▄⚙ CT1035WP3 CA 	
02/07-	K9K718	62	1461	<ul style="list-style-type: none"> ∞ 6PK1130 ALT, (AC) ∞ 6PK1200 ALT, (AC) ⊙ AP9025 ALT, (Valeo), FOR ALT: 110A, ALT-No: TG11C034, TG11C064, FOR ALT: 125A, ALT-No: SG12B089, SG12B105 ⊙ AP9025 ALT, (Mitsubishi), FOR ALT: 110A, ALT-No: 	



ContiTech



RENAULT

CLIO II (BB0/1/2_, CB0/1/2_, SB0/1/2_) ↔

					AP9025 AP9056 AP9056 CT1035 CT1035K2 CT1035WP3	ALT, FOR ALT: 110A, OE-NO 82 00 667 608, FOR ALT: 125A, OE-NO 82 00 537 415 ALT, (Valeo), FOR ALT: 120A, ALT-No: SG12B038, SG12B103 ALT, FOR ALT: 120A, OE-NO 77 01 477 001 CA CA CA
1.6	09/98-05/05	K7M744, K7M745	66	1598	3PK1038 4PK1237 4PK995 CT988 CT988K2 CT988WP2	ALT, MTR-CODE: K7M 744, K7M 745 PS, (AC), MTR-CODE: K7M 744, K7M 745 PS, (-AC), MTR-CODE: K7M 744, K7M 745 CA CA CA
1.6 16V	09/98-	K4M748, K4M708, K4M740, K4M744, K4M745, K4M742, K4M743	79	1598	5PK1110 5PK1750 5PK1750 5PK1750 5PK1750 6PK1760 6PK1760 6PK1760 6PK1760 AP9025 CT1126 CT1126K1 CT1126WP1	ALT, (AC) ONLY WITH 82 00 603 359, 82 00 104 754 ALT, (AC), MTR-CODE: K4M 742, K4M 743, K4M 745 ALT, (AC), MTR-CODE: K4M 708, K4M 744, 09/2001 ↔ ALT, (AC), MTR-CODE: K4M 740, 04/2002 ↔ ALT, (AC), MTR-CODE: K4M740, ↔04/2002 ALT, (AC), MTR-CODE: K4M 708, K4M 744, ↔09/2001 ALT, (AC), MTR-CODE: K4M 748 ALT, (Bosch), FOR ALT: 87A, OE-NO 77 00 434 899, 77 01 473 637, 77 01 477 711, FOR ALT: 98A, OE-NO 77 01 473 636, 77 01 477 694, 77 00 429 217 CA CA CA
1.9 D	03/99-01/00	F8Q662	40	1870	6PK1190 6PK1400 6PK894 CT949 CT949K1 CT949K2	ALT, WP, AC ALT, WP, PS ALT CA CA CA
	02/00-05/01	F8Q632	48	1870	6PK1190 6PK1400 6PK894 VD1081 CT949 CT949K1 CT949K2	ALT, WP, AC ALT, WP, PS ALT CA CA CA
	09/98-	F8Q630	47	1870	6PK1190 6PK1400 6PK894 VD1081 MS04 CT949 CT949K1 CT949K2	ALT, WP, AC ALT, WP, PS ALT ONLY WITH VD1081 CA CA CA
1.9 dTi	12/99-05/05	F9Q780	59	1870	6PK1125 6PK1210 AP9052 AP9052 VD1063 MS04 CT1026 CT1026K1	ALT, (AC) ALT, (AC) ALT, (Valeo), FOR ALT: 120A, ALT-No: SG10B032, A13VI297 ALT, (Valeo), FOR ALT: 120A, OE-NO 82 00 159 642 ONLY WITH VD1063 CA CA





RENAULT

CLIO II (BB0/1/2_, CB0/1/2_, SB0/1/2_)

2.0 16V Sport	02/00-	F4R730	124	1998	CT1026K2 CA 6PK1130 ALT, (AC) 6PK1660 ALT, (AC) CT977 CA CT977K1 CA, ⇨03/2001 CT977K2 CA, 04/2001⇨
	01/04-	F4R738	132	1998	6PK1130 ALT, (AC) 6PK1660 ALT, (AC) CT977 CA CT977K2 CA
3.0 V6 Sport	11/00-	L7X760, L7X762	166-187	2946	6PK1590 ALT, PS, AC CT1052 CA CT1052K1 CA

CLIO III (BR0/1, CR0/1, KR0/1_)

1.2 16V	09/10-	D4F786	76	1149	7PK1035 ALT, (AC) 7PK880 ALT, (AC) CT1045 CA CT1045K1 CA
1.2 16V, 1.2 16V Hi-Flex	06/05-	D4F740, D4F742	48-55	1149	7PK1035 ALT, (AC) 7PK880 ALT, (AC), MTR-CODE: D4F740 CT1045 CA, MTR-CODE: D4F 740 CT1045K1 CA CT1045WP1 CA
1.2 16V	06/05-	D4F764	58	1149	7PK1035 ALT, (AC) 7PK880 ALT, (AC), MTR-CODE: D4F764 CT1045 CA CT1045K1 CA CT1045WP1 CA
	05/07-	D4F784	74	1149	7PK1035 ALT, (AC) 7PK880 ALT, (AC) CT1045 CA CT1045K1 CA CT1045WP1 CA
1.4 16V	06/05-	K4J780	72	1390	5PK1135 ALT, (AC), ⇨05/2006 6PK1130 ALT, (AC), 12/2007⇨ 6PK1200 ALT, (AC), 05/2006⇨, ⇨12/2007 CT1126 CA CT1126K1 CA CT1126WP1 CA
1.5 dCi	06/05-	K9K714, K9K764, K9K766, K9K768, K9K772	50-78	1461	5PK1135 ALT, (AC), ⇨09/2005 6PK1200 ALT, (AC) 6PK1200 ALT, (AC), 09/2005⇨, ⇨11/2007 CT1035 CA CT1035K2 CA CT1035WP3 CA
	05/05-	K9K752	47-48	1461	5PK1135 ALT, (AC), ⇨09/2005, MTR-CODE: K9K 752, K9K 766
	06/05-	K9K752	47-48	1461	6PK1200 ALT, (AC), 10/2005⇨, ⇨11/2007, MTR-CODE: K9K 752, K9K 766 6PK1200 ALT, (AC), MTR-CODE: K9K 766 6PK1200 ALT, (AC), 02/2005⇨, MTR-CODE: K9K 752 CT1035 CA, MTR-CODE: K9K 752, K9K 766 CT1035K2 CA, MTR-CODE: K9K 752, K9K 766 CT1035WP3 CA
1.6 16V	06/05-	K4M800, K4M801, K4M804	65-82	1598	5PK1135 ALT, (AC) 6PK1200 ALT, AC CT1126 CA CT1126K2 CA CT1126WP2 CA
2.0 16V	09/06-	M4R700, M4R701	102	1997	6PK1217 ALT





RENAULT

CLIO III (BR0/1, CR0/1, KR0/1)

↔ 2.0 16V Sport	02/06-	F4R830	145	1998	CT1130 CA CT1130K2 CA CT1130WP1 CA
-----------------	--------	--------	-----	------	---

ESPACE I (J11)

2.0, 2.0 i Quadra	07/84-12/92	J6R234, J6R236, J6R734, J7R760	74-87	1995	11,9X1013Ld ALT AVX13X840 PS 4PK875 AC CT749 CA
2.1 TD	10/84-12/90	J8S240, J8S774	65	2068	11,9X1013Ld ALT AVX13X840 PS 4PK875 AC CT522 CA CT522K1 CA, (TP-OE:770871169)
2.2, 2.2 Quadra	07/86-12/90	J7T770	79	2165	11,9X1013Ld ALT AVX13X825 PS 4PK875 AC CT750 CA CT750K1 CA

ESPACE II (J/S63)

2.0	01/91-10/96	J7R768	76	1995	11,9X1013Ld ALT 11,9X758Ld PS 4PK875 AC CT749 CA CT749K1 CA
2.1 TD	01/91-10/96	J8S610, J8S612, J8S772, J8S776, J8S778	65-66	2068	11,9X1013Ld ALT 11,9X758Ld PS 4PK875 AC CT522 CA CT522K1 CA
2.2, 2.2 4x4	01/91-10/96	J7T772, J7T776, J7T773	79	2165	11,9X1013Ld ALT 11,9X758Ld PS, 03/1991↔ AVX13X840 PS, ↔03/1991 4PK875 AC CT750 CA CT750K1 CA
2.8 V6	01/91-10/96	Z7W712, Z7W713, Z7W717	110	2849	AVX13X925 AC AVX13X925 PS

ESPACE III (JEO)

1.9 dTi	02/99-10/02	F9Q722	72	1870	6PK1138 ALT, PS, (-AC) 6PK1605 ALT, PS, AC, 04/2001↔ 6PK1642 ALT, PS, AC, ↔03/2001 AP9052 ALT, (Valeo), FOR ALT: 120A, OE-NO 82 00 054 588 AP9052 ALT, (Valeo), FOR ALT: 120A, ALT-No: SG10B019, SG10B064, A13VI289 VD1063 CT1026 CA, MTR-CODE: F9Q 722, 11/2000↔ CT940 CA, MTR-CODE: F9Q 722, ↔10/2000 CT1026K1 CA, MTR-CODE: F9Q 722, 11/2000↔ CT1026K2 CA, MTR-CODE: F9Q 722, 11/2000↔ CT940K1 CA, MTR-CODE: F9Q 722, ↔10/2000 CT940K2 CA, MTR-CODE: F9Q 722, ↔10/2000, OPT
2.0	09/01-10/02	F4R700, F4R701	102	1998	5PK1125 ALT, (-AC) 5PK1750 ALT, (AC) CT977 CA CT977K2 CA, MTR-CODE: F4R 700,701
	11/96-10/00	F3R728, F3R729, F3R742, F3R768, F3R769	84	1998	6PK1125 ALT, PS 6PK1660 ALT, PS, AC CT840 CA CT840K1 CA CT840K2 CA, MTR-CODE: F3R 742,768,769





RENAULT						
ESPACE III (JEO_)						
↳ 2.0 16V	10/98-10/02	F4R700, F4R701	103	1998	5PK1125 5PK1750 CT977 CT977K1 CT977K2	ALT, (AC) ALT, (AC) CA CA, 06/1999⇒, ⇒04/2001 CA, 04/2001⇒
2.2 12V TD, 2.2 D	11/96-10/00	G8T760, G8T714, G8T716	83-84	2188	6PK1015 6PK1950 CT921 CT921K1 CT921WP1	ALT, PS ALT, PS, AC CA CA CA
2.2 dCi	10/00-10/02	G9T710, G9T642	95	2188	6PK1775 VD1109 CT1046 CT1046K1	ALT CA CA
	07/00-10/02	G9T710	85	2188	6PK1010 6PK1950 CT1046 CT1046K1	ALT, (AC) ALT, (AC) CA, MTR-CODE: G9T 710 CA, MTR-CODE: G9T 710
3.0	11/96-10/98	Z7X775	123	2963	4PK962 5PK1378 5PK655 5PK775	ALT WP, (AC) PS WP, (AC)
3.0 V6 24V	10/98-10/02	L7X727	140	2946	6PK1605 CT1052 CT1052K1	ALT, PS, AC CA CA, 01/2000⇒
ESPACE IV (JK0/1_)						
1.9 dCi	11/02-	F9Q680, F9Q820, F9Q826	85-88	1870	7PK1785 CT1025 CT1025K1 CT1025WP2	ALT CA CA CA
2.0, 2.0 Turbo	11/02-	F4R790, F4R792, F4R794, F4R795, F4R796, F4R797, F4R896, F4R897	98-125	1998	7PK1785 CT1130 CT1130K2 CT1130WP1	ALT CA CA CA
2.0 dCi	01/06-	M9R740, M9R750, M9R760, M9R761, M9R762, M9R763, M9R802, M9R815	96-127	1995	7PK1970	ALT
2.2 dCi	11/02-	G9T645, G9T742, G9T743	102- 110	2188	7PK1388 7PK1775 CT1046 CT1046K1	ALT, (AC) ALT, (AC) CA CA
3.0 dCi	11/02-	P9X701	130	2958	6PK1920 CT1079 CT1079K1	ALT, (AC) CA CA
	01/06-	P9X715	133	2958	CT1079 CT1079K1	CA CA
3.5 V6	11/02-	V4Y711, V4Y715	177	3498	4PK775 6PK1100 6PK1105	AC ALT, MTR-CODE: V4Y715 ALT, MTR-CODE: V4Y711
FLUENCE (L30_)						
1.5 dCi	06/05-	K9K830, K9K832, K9K834, K9K836, K9K837	63-81	1461	AP9025	ALT, (Valeo), FOR ALT: 160A, OE-NO 23 10 000 26R
FUEGO (136_)						
1.4 TL/GTL	02/80-10/85	847720	47	1397	AVX10X1300 	ALT



ContiTech



RENAULT

FUEGO (136_)

1.6 TS/GTS	10/80-10/85	843723, 843724, A6M725, A6M726	71	1647	AVX13X825 PS 11,9X1013Ld ALT AVX10X650 PS, (AC) AVX10X838 PS AVX13X850 AC
1.6 Turbo	08/83-10/85	A5L750	97	1565	11,9X1013Ld ALT AVX10X825 PS
2.0 TX/GTX	10/80-10/85	829710, J6R710, J6R712, J6R713, J6R715, J6R726	81	1995	11,9X1013Ld ALT AVX10X775 PS, (AC) AVX10X800 PS AVX13X865 AC CT647 CA CT647K1 CA
2.1 TD	08/82-10/85	J8S712	65	2068	CT522 CA CT522K1 CA


GRAND SCÉNIC II (JM0/1_)

1.5 dCi	04/04-	K9K728	74	1461	5PK1135 ALT, (AC), ⇨09/2005 5PK1200 ALT, AC, ⇨01/2005 6PK1200 ALT, AC, 02/2005⇨ CT1035 CA CT1035K2 CA CT1035WP3 CA
1.6	04/04-	K4M761, K4M782	83	1598	5PK1135 ALT, (AC) 5PK1200 ALT, AC CT1126 CA CT1126K2 CA CT1126WP2 CA
	06/06-	K4M788	77	1598	6PK1200 ALT CT1126 CA CT1126K1 CA CT1126WP1 CA
1.9 dCi	04/04-	F9Q812	88	1870	7PK1125 ALT, PS, AC VD1104 CT1064 CA CT1064K1 CA CT1064WP2 CA
	05/05-	F9QE804	81	1870	7PK1125 ALT VD1104 CT1064 CA, MTR-CODE: F9Q 803, F9Q 804 CT1064K1 CA, MTR-CODE: F9Q 803, F9Q 804 CT1064WP2 CA, MTR-CODE: F9Q 803, F9Q 804
2.0	04/04-	F9QJ803, F9QEE804, F9Q816, F9Q818	96	1870	7PK1125 ALT VD1104 CT1064 CA CT1064K1 CA CT1064WP2 CA
		F4R770, F4R771	99	1998	7PK1125 ALT, PS, AC, MTR-CODE: F4R 770, F4R 771 CT1130 CA, MTR-CODE: F4R 770, F4R 771 CT1130K2 CA, MTR-CODE: F4R 770, F4R 771 CT1130WP1 CA, MTR-CODE: F4R 770, F4R 771
2.0 dCi	09/05-	M9R700, M9R721, M9R722	110	1995	7PK1705 ALT AP9047 ALT, (Bosch), FOR ALT: 125A, OE-NO 82 00 726 639 AP9047 ALT, (Valeo), FOR ALT: 150A, OE-NO 82 00 725 683
			120	1998	7PK1125 ALT, PS, AC CT1130 CA, MTR-CODE: F4R776 CT1130K2 CA CT1130WP1 CA

GRAND SCÉNIC III (JZ0/1_)

1.4 16V	02/09-	H4J700	96	1397	7PK1785 ALT
1.5 dCi	02/09-	K9K830, K9K832,	63-81	1461	AP9025 ALT, (Valeo), FOR ALT: 160A, OE-NO 23 10 000 26R





RENAULT						
GRAND SCÉNIC III (JZ0/1_)						
↔ 1.6 dCi	04/11-	R9M402, R9M404	96	1598	∞	7PK1687 ALT
1.9 dCi	02/09-	F9Q870	96	1870	∞ ⊙ ⊙ ⊙ ⊙ ⊙	7PK1125 ALT AP9047 ALT, (Bosch), FOR ALT: 150A, OE-NO 82 00 901 783 VD1104 CT1150 CA CT1150K1 CA
2.0 dCi	02/09-	M9R610, M9R615	110- 118	1995	∞	7PK1705 CA
KANGOO (FC0/1_, KC0/1_)						
1.2	07/98-07/01	D7F766, D7F764	44	1149	∞ ∞ ⊙ ⊙ ⊙	3PK740 ALT 4PK905 PS CT915 CA CT915K1 CA CT915WP1 CA
	08/97-	D7F710, D7F720, D7F722, D7F726, D7F744, D7F746	43	1149	∞ ∞ ∞ ∞ ∞ ∞ ∞ ∞ ∞ ∞ ⊙ ⊙ ⊙	3PK740 ALT, 11/2000⇒ 4PK1538 PS, AC, 11/2000⇒ 4PK735 ALT, ⇒10/2000 4PK905 PS, (-AC), 11/2000⇒ 4PK925 AC, (-PS), 11/2000⇒ 5PK1515 PS, AC, ⇒10/2000 5PK875 PS, (-AC), ⇒10/2000 5PK915 AC, (-PS), ⇒10/2000 CT915 CA CT915K1 CA CT915WP1 CA
1.2 16V	06/01-	D4F712, D4F714, D4F716, D4F730	55	1149	∞ ∞ ∞ ∞ ∞ ∞ ⊙ ⊙ ⊙	3PK740 ALT, (-AC) 3PK750 ALT, (AC), MTR-CODE: D4F 728 4PK1538 AC, (PS) 4PK905 PS, (-AC) 4PK925 AC, (-PS) CT1045 CA CT1045K1 CA CT1045WP1 CA, MTR-CODE: D4F 712, ⇒MTR:NO 030310
1.4	08/97-	E7J780, E7J634, E7J635, K7J700, K7J701	55	1390	∞ ∞ ∞ ∞ ∞ ⊙ ⊙ ⊙ ⊙ ⊙	3PK1038 ALT, MTR-CODE: E7J 780 4PK1237 PS, (AC), MTR-CODE: E7J 780 4PK995 PS, (-AC), MTR-CODE: E7J 780 5PK1110 ALT, (-AC), MTR-CODE: E7J 634, E7J 635, K7J 700, K7J 701, OE-NO 77 00 107 493, 82 00 061 673 5PK1750 ALT, (AC), MTR-CODE: K7J 700, K7J 701, 09/2001⇒, OE-NO 77 00 101 261, 77 00 111 671, ONLY WITH 82 00 603 359, 82 00 104 754 6PK1750 ALT, (AC), MTR-CODE: K7J 700, K7J 701, ⇒09/2001 AP9025 ALT, (Bosch), FOR ALT: 87A, OE-NO 77 00 434 899, 77 01 473 637, 77 01 477 711 CT988 CA CT988K2 CA, 06/2005⇒ CT988WP1 CA, MTR-CODE: E7J 634, E7J 635, E7J 780 CT988WP2 CA, MTR-CODE: K7J 701
1.5 dCi	12/01-	K9K700, K9K702, K9K704, K9K710	42-60	1461	∞ ∞ ∞ ⊙ ⊙	5PK1135 ALT, (-AC), ⇒09/2005 5PK1200 ALT, AC, ⇒01/2005 6PK1200 ALT, AC, 02/2005⇒ AP9025 ALT, FOR ALT: 110A, OE-NO 82 00 667 608, FOR ALT: 125A, OE-NO 82 00 537 415 AP9025 ALT, (Valeo), FOR ALT: 110A, ALT-No: TG11C034, TG11C064, FOR ALT: 125A, ALT-No: SG12B089, SG12B105

RENAULT





RENAULT

KANGOO (FC0/1_, KC0/1_) ↵

					<ul style="list-style-type: none"> AP9025 ALT, (Mitsubishi), FOR ALT: 110A, ALT-No: A002TC0982 AP9056 ALT, (Valeo), FOR ALT: 120A, ALT-No: SG12B038, SG12B103 AP9056 ALT, FOR ALT: 120A, OE-NO 77 01 477 001 CT1035 CA CT1035K1 CA, ⇨08/2003 CT1035K2 CA, 09/2003⇨ CT1035WP1 CA, ⇨08/2003 CT1035WP2 CA, 09/2003⇨, ⇨03/2004 CT1035WP3 CA, 04/2004⇨
06/05-	K9K714	50	1461	<ul style="list-style-type: none"> 5PK1135 ALT, (-AC), ⇨09/2005 6PK1200 (-AC), 09/2005⇨ 6PK1200 ALT, (AC) AP9025 ALT, FOR ALT: 110A, OE-NO 82 00 667 608, FOR ALT: 125A, OE-NO 82 00 537 415 AP9025 ALT, (Valeo), FOR ALT: 110A, ALT-No: TG11C034, TG11C064, FOR ALT: 125A, ALT-No: SG12B089, SG12B105 AP9025 ALT, (Mitsubishi), FOR ALT: 110A, ALT-No: A002TC0982 CT1035 CA CT1035K2 CA CT1035WP3 CA 	
	K9K718	62	1461	<ul style="list-style-type: none"> 5PK1135 ALT, (-AC), ⇨09/2005 6PK1200 ALT, (AC) AP9025 ALT, (Valeo), FOR ALT: 110A, ALT-No: TG11C034, TG11C064, FOR ALT: 125A, ALT-No: SG12B089, SG12B105 AP9025 ALT, (Mitsubishi), FOR ALT: 110A, ALT-No: A002TC0982 AP9025 ALT, FOR ALT: 110A, OE-NO 82 00 667 608, FOR ALT: 125A, OE-NO 82 00 537 415 AP9056 ALT, (Valeo), FOR ALT: 120A, ALT-No: SG12B038, SG12B103 AP9056 ALT, FOR ALT: 120A, OE-NO 77 01 477 001 CT1035 CA CT1035K2 CA CT1035WP3 CA 	
1.6	09/99-06/01	K7M746	66	1598	<ul style="list-style-type: none"> AP9025 ALT, (Bosch), FOR ALT: 87A, OE-NO 77 00 434 899, 77 01 473 637, 77 01 477 711
1.6 16V, 1.6 16V 4x4, 1.6 16V bivalent	06/01-	K4M750, K4M752, K4M753, K4M850	60-70	1598	<ul style="list-style-type: none"> 5PK1110 ALT, (AC) 5PK1750 ALT, (AC), MTR-CODE: K4M 750, K4M 752, 09/2001⇨ 5PK1750 ONLY WITH 82 00 603 359, 82 00 104 754 5PK1750 ALT, (AC), MTR-CODE: K4M 753 6PK1750 ALT, (AC), MTR-CODE: K4M 750, K4M 752, ⇨09/2001 AP9025 ALT, (Bosch), FOR ALT: 98A, OE-NO 77 01 473 636, 77 01 477 694, 77 00 429 217 CT1126 CA CT1126K1 CA CT1126WP1 CA
1.9 D	09/99-06/03	F8Q632	48	1870	<ul style="list-style-type: none"> 6PK1190 ALT, WP, AC 6PK1400 ALT, WP, PS 6PK894 ALT VD1081 CT949 CA CT949K1 CA



RENAULT						
KANGOO (FC0/1_, KC0/1_) ↵						
1.9 dCi, 1.9 dCi 4x4	10/01-	F9Q782, F9Q790	59-62	1870	CT949K2 6PK1125 6PK1210 AP9052 AP9052 VD1063 MS04 CT1026 CT940 CT1026K1 CT1026K2 CT940K3	CA ALT, (-AC) ALT, AC ALT, (Valeo), FOR ALT: 120A, OE-NO 82 00 159 642 ALT, (Valeo), FOR ALT: 120A, ALT-No: SG10B032, A13VI297 ONLY WITH VD1063 CA, MTR-CODE: F9Q 782 CA, MTR-CODE: F9Q 790 CA, MTR-CODE: F9Q 782 CA, MTR-CODE: F9Q 782 CA, MTR-CODE: F9Q 790
1.9 dTi	02/00-	F9Q780	59	1870	6PK1125 6PK1210 AP9052 AP9052 VD1063 MS04 CT1026 CT1026K1 CT1026K2 CT1026K2	ALT, PS, (-AC) ALT, AC ALT, (Valeo), FOR ALT: 120A, ALT-No: SG10B032, A13VI297 ALT, (Valeo), FOR ALT: 120A, OE-NO 82 00 159 642 ONLY WITH VD1063 CA CA, MTR-CODE: F9Q 780 CA, MTR-CODE: F9Q 780 CA, MTR-CODE: F9Q 780, F9Q 782
D 55 1.9	08/97-	F8Q662	40	1870	6PK1190 6PK1400 6PK894 VD1081 MS04 CT949 CT949K1 CT949K2	ALT, WP, AC ALT, WP, PS ALT ONLY WITH VD1081 CA CA CA
D 65 1.9	08/97-	F8Q630, F8Q632	47	1870	6PK1190 6PK1400 6PK894 VD1081 MS04 CT949 CT949K1 CT949K2	ALT, WP, AC ALT, WP, PS ALT ONLY WITH VD1081 CA CA CA
KANGOO (FW0/1_, KW0/1_) ↵						
1.5 dCi	02/08-	K9K804, K9K806	76	1461	6PK1200 CT1035 CT1035K2 CT1035WP3	ALT CA CA CA
1.5 dCi, 1.5 dCi 85	02/08-	K9K800, K9K802	50-63	1461	5PK1135 5PK1200 CT1035 CT1035K2	ALT, (-AC) ALT, (AC) CA CA
1.6	02/08-	K7M750	64	1598	4PK725 4PK916 ELAST 4PK916 ELAST T1 CT988 CT988K2	ALT AC AC CA, ⇨ 11/2009 CA, ⇨ 11/2009
1.6, 1.6 16V	02/08-	K4M830, K4M831	78	1598	6PK1200 CT1126 CT1126K1 CT1126WP1	ALT CA CA CA
KOLEOS (HY) ↵						
2.0 dCi, 2.0 dCi 4x4	09/08-	M9R830, M9R855,	110-127	1995	7PK1705	ALT

RENAULT



RENAULT

KOLEOS (HY.)



M9R856,
M9R865,
M9R862,
M9R866

LAGUNA I (B56, 556, K56,)

1.6 16V

11/97-03/01

K4M720

79

1598



5PK1110

ALT, (AC)



5PK1750

ALT, (AC), ONLY WITH 82 00 603 359, 82 00 104 754



AP9025

ALT, (Bosch), FOR ALT: 98A, OE-NO 77 01 473 636, 77 01 477 694, 77 00 429 217



CT1126

CA



CT1126K1

CA



CT1126WP1

CA

1.8

06/95-02/01

F3P674

69

1783



6PK1125

ALT, (AC)



6PK1660

ALT, (AC)



CT684

CA



CT684K1

CA

08/95-03/01

F3P720, F3P724

66-69

1794



6PK1125

ALT, PS, (-AC), MTR-CODE: F3P 724, F3P 678, 11/1995⇨



6PK1125

ALT, PS, (-AC), MTR-CODE: F3P 670, F3P 674, F3P 676



6PK1420

ALT, PS, (-AC), MTR-CODE: F3P 724, F3P 678, ⇨10/1995



6PK1420

ALT, PS, (-AC), MTR-CODE: F3P 720



6PK1653

ALT, AC



6PK1660

ALT, PS, AC



CT684

CA



CT684K1

CA

F3P670, F3P678

66

1783



6PK1125

ALT, PS, (-AC), (MANL-TP)



6PK1420

ALT, PS, (-AC), (AUTOM-TP)



6PK1660

ALT, PS, AC



CT684

CA



CT684K1

CA

1.8 16V

04/98-03/01

F4P760

88

1783



5PK1125

ALT, (AC)



5PK1750

ALT, (AC)



CT977

CA



CT977K1

CA, OE-NO 77 01 474 022



CT977K2

CA, OE-NO 77 01 477 184

1.9 dCi

09/99-03/01

F9Q718

79

1870



6PK1795

ALT, (AC)



AP9039

ALT, (Valeo), FOR ALT: 120A, ALT-No: SG12B017, OE-NO 82 00 690 199



VD1101

(AC)



CT1025

CA



CT1025K1

CA



CT1025WP2

CA

1.9 dTi

10/97-03/01

F9Q710,
F9Q716, F9Q717

72

1870



6PK1138

ALT, PS, (-AC)



6PK1642

ALT, PS, AC



AP9052

ALT, (Valeo), FOR ALT: 120A, OE-NO 82 00 054 588



AP9052

ALT, (Valeo), FOR ALT: 120A, ALT-No: SG10B019, SG10B064, A13VI289



VD1063

ONLY WITH VD1063



MS04

ONLY WITH VD1063



CT1026

CA, MTR-CODE: F9Q 710, 11/2000⇨



CT1026

MTR-CODE: F9Q 717



CT940

CA, MTR-CODE: F9Q 710, ⇨10/2000



CT940

MTR-CODE: F9Q 716



CT1026K1

CA, MTR-CODE: F9Q 710, 11/2000⇨



CT1026K1

MTR-CODE: F9Q 717



CT1026K2

CA, MTR-CODE: F9Q 710, 11/2000⇨



CT940K1

CA, MTR-CODE: F9Q 710, ⇨10/2000





RENAULT

LAGUNA I (B56, 556, K56)

2.0	03/99-03/01	F3R611	80	1998	CT940K2	MTR-CODE: F9Q 716	
					CT940K2	CA, MTR-CODE: F9Q 710, ⇨ 10/2000	
					6PK1125	ALT, PS, (-AC), MTR-CODE: F3R 722	
					6PK1125	ALT, PS, (-AC), MTR-CODE: F3R 611	
					6PK1660	ALT, PS, AC	
09/99-02/01	F4R780	102	1998	CT840	CA, MTR-CODE: F3R 611,768,769		
				CT840K2	CA, MTR-CODE: F3R 611,768,769		
				5PK1750	ALT		
06/95-02/01	N7Q700, N7Q704	103	1948	CT977	CA		
				CT977K1	CA		
11/93-03/01	F3R722, F3R723	84	1998	6PK1240	ALT, (AC)		
				6PK1605	ALT, (AC)		
				6PK1125	ALT, (AC)		
				6PK1660	ALT, (AC)		
				CT840	CA		
11/93-03/01	F3R722, F3R723	83	1998	CT840K1	CA		
				CT840K2	CA		
				6PK1125	ALT, (AC)		
				6PK1420	ALT, (AC), (AUTOM-TP)		
2.0 16V	09/99-03/01	F4R780	103	1998	6PK1660	ALT, (AC)	
					CT840	CA	
06/95-03/01	N7Q700, N7Q704	102	1948	CT840K1	CA		
				CT840K2	CA		
				5PK1750	ALT, PS, AC		
				CT977	CA		
				CT977K1	CA		
				6PK1240	ALT, (AC)		
				6PK1605	ALT, (AC)		
				CT759	CA, MTR-CODE: N7Q 704, ⇨ 12/1997		
				CT759	CA, MTR-CODE: N7Q 700		
				CT977	CA, MTR-CODE: F4R 780		
				CT979	CA, MTR-CODE: N7Q 704, 12/1997⇨		
				CT759K1	CA, MTR-CODE: N7Q 704, ⇨ 12/1997		
CT759K1	CA, MTR-CODE: N7Q 700						
CT977K1	CA, MTR-CODE: F4R 780, 06/1999⇨						
CT979K1	CA, MTR-CODE: N7Q 704, 12/1997⇨						
CT979WP1	CA, 12/1997⇨						
2.2 D	11/93-03/01	G8T706, G8T752, G8T790, G8T794	61	2188	6PK1015	ALT, 11/1995⇨	
					6PK1680	ALT, ⇨ 10/1995	
					6PK1950	ALT, AC	
					CT853	CA, ⇨ 12/1995, MTR-CODE: G8T-706, G8T-790	
					CT857	VACP	
					CT921	CA, 01/1996⇨	
					CT980	VACP, (AC)	
					CT853K1	CA, MTR-CODE: 706,790	
					CT921K1	CA, MTR-CODE: 752,794	
					CT921WP1	CA, MTR-CODE: 752,794	
2.2 dT	03/96-03/01	G8T760	83	2188	6PK1015	ALT	
					6PK1950	ALT, AC	
					CT921	CA	
					CT921K1	CA	
					CT921WP1	CA	
3.0	11/93-03/01	Z7X760, Z7X765	123	2963	4PK962	ALT	
					5PK1378	WP, (AC)	
					5PK655	PS	
					5PK775	WP, (AC)	
3.0 24V	03/97-03/01	L7X700, L7X701	140	2946	6PK1605	ALT, PS, AC	
					CT1052	CA	
					CT1052K1	CA, 01/2000⇨	
LAGUNA II (BG0/1_, KG0/1_)							
1.6 16V	03/01-	K4M710, K4M714	79	1598	5PK1110	ALT, (AC)	
					5PK1750	ALT, (AC), 09/2001⇨, ONLY WITH 82 00 603 359,	



ContiTech



RENAULT

LAGUNA II (BG0/1_, KG0/1_) ↕

					6PK1750 AP9025 AP9025 CT1126 CT1126K1 CT1126WP1	82 00 104 754 ALT, (AC), ↕09/2001 ALT, (Bosch), FOR ALT: 98A, OE-NO 77 01 473 636, 77 01 477 694, 77 00 429 217 ALT, (Valeo), FOR ALT: 120A, OE-NO 77 01 477 710, 82 00 019 706 CA CA CA
	02/05-	K4M716	82	1598	5PK1135 5PK1200 CT1126 CT1126K2 CT1126WP2	ALT, (AC) ALT, AC CA CA CA
1.8 16V	03/01-	F4P770, F4P771, F4P772, F4P773, F4P774, F4P775	85-89	1783	6PK1795 AP9052 CT1130 CT1130K2 CT1130WP1	ALT, PS, AC ALT, (Valeo), FOR ALT: 125A, OE-NO 82 00 112 065, MTR-CODE: F4P 770, F4P 771 CA CA CA, MTR-CODE: F4P 770, 771
1.9 dCi	03/01-	F9Q750, F9Q670, F9Q674	88	1870	5PK1125 6PK1795 7PK1795 AP9039 AP9043 AP9047 VD1101 VD1104 CT1025 CT1025K1 CT1025WP2	ALT, (AC), MTR-CODE: F9Q 750, ONLY WITH 82 00 386 451 ALT, (AC), MTR-CODE: F9Q 750 ALT, (AC), MTR-CODE: F9Q 670, F9Q 674 ALT, (Valeo), FOR ALT: 120A, ALT-No: TG12B017, TG12B071, TG12B096, TG12B110, TG12B123, OE-NO 82 00 690 199, 82 00 538 407 ALT, (Valeo), FOR ALT: 120A, ALT-No: SG12B050, SG12B095, SG12B108, SG12B116, OE-NO 82 00 590 255, 82 00 538 815 ALT, (Bosch), FOR ALT: 150A, OE-NO 82 00 660 022 MTR-CODE: F9Q 750, (AC) MTR-CODE: F9Q 674 CA CA CA, MTR-CODE: F9Q 750
1.9 dCi	06/01-	F9Q752	77	1870	5PK1125 6PK1795 AP9039 AP9043 VD1101 CT1025 CT1025K1 CT1025WP2	ALT, (AC), ONLY WITH 82 00 386 451 ALT, (AC) ALT, (Valeo), FOR ALT: 120A, ALT-No: TG12B017, TG12B071, TG12B096, TG12B110, TG12B123, OE-NO 82 00 690 199, 82 00 538 407 ALT, (Valeo), FOR ALT: 120A, ALT-No: SG12B050, SG12B095, SG12B108, SG12B116, OE-NO 82 00 590 255, 82 00 538 815 (AC) CA CA CA, MTR-CODE: F9Q 752
1.9 dCi	03/01-	F9Q718, F9Q754	74-79	1870	5PK1125 6PK1795 AP9039 AP9043 VD1101 CT1025 CT1025K1 CT1025WP2	ALT, WP, PS, ONLY WITH 82 00 386 451 ALT, WP, PS, AC ALT, (Valeo), FOR ALT: 120A, ALT-No: TG12B017, TG12B071, TG12B096, TG12B110, TG12B123, OE-NO 82 00 690 199, 82 00 538 407 ALT, (Valeo), FOR ALT: 120A, ALT-No: SG12B050, SG12B095, SG12B108, SG12B116, OE-NO 82 00 590 255, 82 00 538 815 (AC) CA CA CA



RENAULT



ContiTech



RENAULT

LAGUNA II (BG0/1_, KG0/1_) ↩

	03/04-	F9Q664, F9Q674, F9Q758, F9Q759	68-96	1870	7PK1795 AP9047 VD1104 CT1064 CT1064K1 CT1064WP2	ALT ALT, (Bosch), FOR ALT: 150A, OE-NO 82 00 660 022 CA CA CA
2.0 16V	08/02-	F4R712, F4R713, F4R714, F4R715	99	1998	6PK1795 7PK1795 CT1130 CT1130K2 CT1130WP1	ALT, MTR-CODE: F4R 712, F4R 713 ALT, MTR-CODE: F4R 714, F4R 715 CA CA CA, MTR-CODE: F4R 712, F4R 713
	01/05-	F4R786, F4R787, F4R784	125	1998	7PK1795 CT1130 CT1130K2 CT1130WP1	ALT, MTR-CODE: F4R 784, F4R 786, F4R 787 CA CA CA
		F4R886, F4R887	150	1998	7PK1795 CT1130 CT1130K2 CT1130WP1	ALT CA CA CA
2.0 16V IDE	04/01-	F5R700, F5R701	103	1998	6PK1800 AP9052 CT1127	ALT ALT, (Valeo), FOR ALT: 125A, OE-NO 82 00 112 065 CA
2.0 16V Turbo	01/03-	F4R764, F4R765, F4R786, F4R787	120	1998	6PK1795 7PK1795 CT1130 CT1130K2 CT1130WP1	ALT, (AC), MTR-CODE: F4R 764, F4R 765 ALT, (AC), MTR-CODE: F4R 786, F4R 787 CA CA CA
2.0 dCi	08/05-	M9R740, M9R760	110- 127	1995	7PK1970	ALT
2.2 dCi	10/01-	G9T600, G9T605, G9T700, G9T702, G9T706, G9T707	102- 110	2188	6PK1775 VD1109 CT1046 CT1046K1	ALT CA CA
3.0 V6 24V	03/01-	L7X731	152	2946	6PK1590 CT1052 CT1052K1	ALT, PS, AC CA CA

LAGUNA III (BT0/1, DT0/1, KT0/1)

1.5 dCi	10/07-	K9K780	81	1461	6PK1200 CT1035 CT1035K2 CT1035WP3	ALT CA CA CA
1.6 16V	10/07-	K4M824	81	1598	6PK1217 CT1126 CT1126K2	ALT CA CA
2.0 16V, 2.0 16V Hi-Flex	10/07-	M4R704, M4R726	103	1997- 1998	6PK1217 AP9039	ALT ALT, (Valeo), FOR ALT: 150A, OE-NO 23 10 000 18R, 23 10 005 43R
2.0 16V Turbo, 2.0 GT	10/07-	F4R800, F4R811, F4Rt811	125- 150	1998	7PK1795 CT1130 CT1130K2 CT1130WP1	ALT CA CA CA
2.0 dCi, 2.0 dCi GT	10/07-	M9R742, M9R744, M9R800, M9R802, M9R805, M9R809, M9R814, M9R815, M9R816,	96-131	1995	7PK1705 7PK1970	ALT, MTR-CODE: M9R 815 ALT, MTR-CODE: M9R 800, M9R 809





RENAULT

LAGUNA III (BT0/1, DT0/1, KT0/1)

↔		M9R820				
2.0 GT	09/08-	F4Rt800	150	1998	7PK1795 CT1130 CT1130K2	ALT CA CA

LOGAN (LS_, KS_)

1.4	09/04-	K7J710	55	1390	4PK715 4PK916 ELAST 5PK1110 5PK1750 4PK916 ELAST T1 AP9025 CT988 CT988K2	ALT, (-PS) AC, (-PS) ALT, (PS), (-AC) ALT, (PS), (AC) AC ALT, (Bosch), FOR ALT: 98A, OE-NO 77 01 473 636, 77 01 477 694, 77 00 429 217 CA CA, 09/2004↔
1.5 dCi	04/07-	K9K792	50	1461	5PK1135 6PK1200 AP9025 AP9025 CT1035 CT1035K2 CT1035WP3	ALT, (AC) ALT, (AC) ALT, (Valeo), FOR ALT: 110A, ALT-No: TG11C034, TG11C064, FOR ALT: 125A, ALT-No: SG12B089, SG12B105 ALT, FOR ALT: 110A, OE-NO 82 00 667 608, FOR ALT: 125A, OE-NO 82 00 537 415 CA CA CA
	02/08-	K9K796	63	1461	AP9025 AP9025	ALT, FOR ALT: 110A, OE-NO 82 00 667 608, FOR ALT: 125A, OE-NO 82 00 537 415 ALT, (Valeo), FOR ALT: 110A, ALT-No: TG11C034, TG11C064, FOR ALT: 125A, ALT-No: SG12B089, SG12B105
1.6	09/04-	K7M710	64	1598	4PK715 4PK916 ELAST 5PK1110 5PK1750 4PK916 ELAST T1 AP9025 CT988 CT988K2	ALT, (-PS) AC, (-PS) ALT, (PS), (-AC) ALT, (PS), (AC) AC ALT, (Bosch), FOR ALT: 98A, OE-NO 77 01 473 636, 77 01 477 694, 77 00 429 217 CA, ↔11/2009 CA, 09/2004↔, ↔11/2009
	04/07-	K4M690	77	1598	6PK1200 6PK1815 CT1126 CT1126K1 CT1126WP1	ALT, (PS) ALT, (PS) CA CA CA

MASCOTT

110, 110.35, 110.50, 110.55	01/99-06/04	8140.43.C.2586, 8140.43.B.3586, 8140.43.B.3588	78	2800	CT1038K1	MTR-CODE: 8140.43.C.2586
130, 130.35, 130.55	01/99-06/04	8140.43.S.2585, 8140.43.S.3585	92	2800	CT1038K1	MTR-CODE: 8140.43.S.2585
140, 140.35, 140.55	01/01-06/04	8140-43k	103	2800	CT1038K1	
90	01/99-12/01	8140.63.2585	63	2800	CT1038K1	
	01/00-06/04	8140.43.C.2586, 8140.43.B.3586, 8140.43.B.3588	78	2800	CT1038K1	MTR-CODE: 8140.43.C.2586
90.35	01/99-12/01	8140.63.2585	63	2800	CT1038K1	

MASTER I (T_, P_)

2.5 DT	11/89-10/93	S9U702	69	2499	AVX10X950 CT989 CT989K1	ALT CA CA
28-35 2.5 D	08/89-07/98	8140.67.2510, S8U742	55	2499	AVX10X950 CT1038	ALT CA, 10/1990↔, MTR-NO 1307401↔





RENAULT						
MASTER I (T_, P_) ↵						
					CT731 CT1038K1 CT731K1	CA, ⇨09/1990, ⇨MTR-NO 1307400 CA, 10/1990⇨ CA, ⇨09/1990
28-35 2.5 TD	08/89-07/98	8140.27.2580, S9U702	72	2499	AVX10X950 CT622 CT989 CT622K1 CT989K1	ALT CA, ⇨MTR-NO 1307400 CA, MTR-NO 1307401⇨ CA, ⇨MTR-NO 1307400 CA, MTR-NO 1307401⇨
28-35 2.0	08/80-10/86	829730, 829731	59	1995	11,9X1013Ld 11,9X758Ld CT647 CT749 CT647K1	ALT, ⇨12/1995 PS, ⇨12/1995 CA, ⇨06/1984 CA, 07/1984⇨ CA, ⇨06/1984
	10/86-07/98	J5R718	58	1995	11,9X1013Ld 11,9X758Ld CT749 CT749K1	ALT, ⇨12/1995 PS, ⇨12/1995 CA CA, 07/1989⇨
		J5R728	58	1995	11,9X1013Ld 11,9X758Ld CT749 CT749K1	ALT, ⇨07/1993 PS, ⇨07/1993 CA CA, 07/1989⇨
28-35 2.1 D	08/80-07/98	J8S330	44	2068	11,9X1025Ld CT522 CT522K1	ALT CA CA
28-35 2.4 D	08/80-07/98	8140.61.2300, S8U731	52	2445	AVX10X950 CT731 CT731K1	ALT CA CA
30 2,2	08/80-07/98	J7T782, J7T788	67	2165	11,9X1013Ld 11,9X758Ld CT750 CT750K1	ALT PS CA CA
35 2.5 TD	08/89-07/98	8140.27.2500, 8140.27.2510, S9U714	69	2499	AVX10X950 CT622 CT989 CT622K1 CT989K1	ALT CA, ⇨MTR-NO 1307400 CA, MTR-NO 1307401⇨ CA, ⇨MTR-NO 1307400 CA, MTR-NO 1307401⇨
MASTER II (FD, JD, ED/HD/UD)						
1.9 dCi 80	11/01-	F9Q772, F9Q774	60	1870	5PK1125 6PK1795 AP9039 AP9043 VD1101 CT1025 CT1025K1 CT1025WP2	ALT, (AC), ONLY WITH 82 00 386 451 ALT, (AC) ALT, (Valeo), FOR ALT: 120A, ALT-No: TG12B017, TG12B071, TG12B096, TG12B110, TG12B123, OE-NO 82 00 690 199, 82 00 538 407 ALT, (Valeo), FOR ALT: 120A, ALT-No: SG12B050, SG12B095, SG12B108, SG12B116, OE-NO 82 00 590 255, 82 00 538 815 (AC) CA CA CA, MTR-CODE: F9Q 752
1.9 dTi	09/00-	F9Q770	59	1870	6PK1125 6PK1795 VD1063 CT1025 CT1026 CT1025K1 CT1026K2 CT1025WP2	ALT, (AC) ALT, (AC) CA, MTR-CODE: F9Q 772, F9Q 774 CA, MTR-CODE: F9Q 770 CA, MTR-CODE: F9Q 772, F9Q 774 CA, MTR-CODE: F9Q 770 CA, MTR-CODE: F9Q 772, F9Q 774
2.2 dCi 90	09/00-	G9T720, G9T722, G9T750	66	2188	6PK1145 6PK1145 6PK1795	ALT, (AC), (-PTO), MTR-CODE: G9T722, 09/2003⇨, ⇨08/2006 ALT, (AC), (-PTO), MTR-CODE: G9T720, ⇨08/2003 ALT, (AC), (PTO), OE-NO 7700109477, 09/2003⇨,





RENAULT

MASTER II (FD, JD, ED/HD/UD)



					6PK1795 6PK1795 6PK1795 6PK1836 6PK1836 6PK1836 6PK1836 7PK1104 7PK1145 7PK1795 VD1109 CT1046 CT1046K1	ALT, (AC), OE-NO 77 00 109 477, ⇨08/2003, MTR-CODE: G9T720 ALT, (AC), (PTO), OE-NO 77 00 109 477, ⇨08/2003, MTR-CODE: G9T720 ALT, (AC), OE-NO 7700109477, MTR-CODE: G9T722, 09/2003⇨, ⇨08/2006 ALT, (AC), OE-NO 8200466868, 09/2003⇨, ⇨08/2006, MTR-CODE: G9T722 ALT, (AC), (PTO), OE-NO 8200466868, 09/2003⇨, ⇨08/2006, MTR-CODE: G9T722, G9T750 ALT, (AC), OE-NO 82 00 466 868, ⇨08/2003, MTR-CODE: G9T720 ALT, (AC), (PTO), OE-NO 82 00 466 868, MTR-CODE: G9T720, ⇨08/2003 ALT, (AC), (PTO), 11/2004⇨, MTR-CODE: G9T750 ALT, (AC), (PTO), 09/2003⇨, MTR-CODE: G9T750 ALT, (AC), (PTO), OE-NO 8200833558, 09/2003⇨, MTR-CODE: G9T750 MTR-CODE: G9T 720, G9T 722 CA CA
2.5 D	07/98-01/01	S8U770	59	2499	5PK1200 6PK858 CT1038 CT1038K1	ALT, AC ALT CA CA
2.5 dCi	08/06-	G9U754	74	2464	7PK1113 7PK1795 7PK1795 CT1046 CT1046K1	ALT, (AC), (PTO) ALT, (AC) ALT, (AC), (PTO), OE-NO 8200833558 CA CA
		G9U650	88	2464	7PK1113 7PK1795 7PK1795 7PK1834 CT1046 CT1046K1	ALT, (AC), (PTO) ALT, (AC), (PTO), OE-NO 8200833558 ALT, (AC) ALT, (AC), (PTO), OE-NO 8200778717 CA CA
		G9U632	107	2464	7PK1113 7PK1795 7PK1795 7PK1834 AP9047 CT1046 CT1046K1	ALT, (AC), (PTO) ALT, (AC) ALT, (AC), (PTO), OE-NO 8200833558 ALT, (AC), (PTO), OE-NO 8200778717 ALT, (Bosch), FOR ALT: 150A, OE-NO 82 00 660 022 CA CA
		G9U754	74	2464	7PK1113 7PK1795 CT1046 CT1046K1	ALT, (AC) ALT, (AC) CA, MTR-CODE: G9U 754 CA, MTR-CODE: G9U 754
	01/04-	G9U750	84	2464	7PK1795 CT1046 CT1046K1	ALT, (AC) CA, MTR-CODE: G9U 750 CA, MTR-CODE: G9U 750
2.5 dCi 100	10/03-	G9U754	73	2463	6PK1795 7PK1145 7PK1795 CT1046 CT1046K1	ALT, (AC), (PTO), 08/2006⇨, MTR-CODE: G9U754 ALT, (AC), (PTO), ⇨11/2004, MTR-CODE: G9U754 ALT, (AC), (PTO), 09/2003⇨, MTR-CODE: G9U754 CA CA
2.5 dCi 120	10/01-	G9U720, G9U754	84	2463	6PK1145 6PK1795 6PK1795 6PK1795 6PK1836	ALT, (AC), (PTO), MTR-CODE: G9U720, 08/2006⇨ ALT, (AC), (PTO), MTR-CODE: G9U720 ALT, (AC), (PTO), 08/2006⇨, MTR-CODE: G9U754 ALT, (AC), (PTO), MTR-CODE: G9U720 ALT, (AC), (PTO), OE-NO 82 00 466 868, ⇨08/2003, MTR-CODE: G9U754





RENAULT						
MASTER II (FD, JD, ED/HD/UD)						
↔					7PK1104 7PK1145 7PK1795 CT1046 CT1046K1	ALT, (AC), (-PTO), 11/2004↔, MTR-CODE: G9U754 ALT, (AC), (-PTO), ↔11/2004, MTR-CODE: G9U754 ALT, (AC), (-PTO), 09/2003↔, MTR-CODE: G9U754 CA CA
2.8 dTi	07/98-10/01	S9W702	84	2799	5PK1200 6PK844 6PK850 CT1034 CT1034K1	ALT, (AC) ALT, (-AC), ↔MODEL '00 ALT, (-AC), MODEL '01↔ CA CA
3.0 dCi 140	10/03-	ZD3200, ZD3202	100	2953	7PK1920	ALT
MASTER III (JV, FV, EV, HV, UV)						
2.3 dCi [RWD]	02/10-	M9T686, M9T690, M9T692, M9T694, M9T696, M9T698	74-107	2298	7PK1687	ALT, (AC), (-PTO)
2.3 dCi FWD, 2.3 dCi 100 FWD, 2.3 dCi 125 FWD	02/10-	M9T676, M9T670, M9T672, M9T678, M9T680, M9T694, M9T696, M9T698	74-107	2299	7PK1687 7PK1970 7PK1970	ALT, (AC), (-PTO) ALT, (AC), (PTO) ALT, (AC)
MEGANE CC (E20/1_)						
1.5 dCi	06/10-	K9K836	81	1461	AP9025	ALT, (Valeo), FOR ALT: 160A, OE-NO 23 10 000 26R
1.6 dCi	04/11-	R9M402	96	1598	7PK1687	ALT
1.9 dCi	06/10-	F9Q870	96	1870	7PK1125 AP9047 VD1104 CT1150 CT1150K1	ALT ALT, (Bosch), FOR ALT: 150A, OE-NO 82 00 901 783 CA CA
2.0 CVT	06/10-	M4R711, M4R713	103	1997	AP9039	ALT, (Valeo), FOR ALT: 150A, OE-NO 23 10 000 18R, 23 10 005 43R, MTR-CODE: M4R
MEGANE I (BA0/1_, DA0/1_, EA0/1_, KA0/1_, LA0/1_)						
1.4 16V	03/99-08/03	K4J750, K4J714	70	1390	5PK1110 5PK1750 6PK1750 AP9025 AP9025 CT1126 CT1126K1 CT1126WP1	ALT, (-AC) ALT, (AC), 09/2001↔, MTR-CODE: K4J, ONLY WITH 82 00 603 359, 82 00 104 754 ALT, (AC), ↔09/2001 ALT, (Valeo), FOR ALT: 120A, OE-NO 77 01 477 710, 82 00 019 706 ALT, (Bosch), FOR ALT: 87A, OE-NO 77 00 434 899, 77 01 473 637, 77 01 477 711, FOR ALT: 98A, OE-NO 77 01 473 636, 77 01 477 694, 77 00 429 217 CA CA CA
1.4, 1.4 e	01/96-08/03	E7J764, E7J626	55	1390	3PK715 3PK835 4PK1260 4PK1272 5PK1110 5PK1260 5PK1750 AP9025	ALT, ↔02/1999 PS, (-AC) PS, (AC), 06/1996↔, ↔06/1997 PS, (AC), 07/1997↔ ALT, (AC), 03/1999↔ PS, (AC), ↔06/1996 ALT, (AC), 03/1999↔, ONLY WITH 82 00 603 359, 82 00 104 754 MTR-CODE: E7J 626, ALT, (Bosch), FOR ALT: 87A, OE-NO 77 00 434 899, 77 01 473 637, 77 01 477 711





RENAULT

MEGANE I (BA0/1_, DA0/1_, EA0/1_, KA0/1_, LA0/1_) ↩

1.4 Eco	01/96-03/99	E7J624	52	1390	CT988 CT988WP1	CA, MTR-CODE: E7J 626, E7J 764 CA, MTR-CODE: E7J 626, E7J 764
1.6 16V	03/99-08/03	K4M700, K4M701, K4M704, K4M708	79	1598	3PK715 3PK835 4PK1260 4PK1272 5PK1260 CT709 CT709K1	ALT PS, (AC) PS, (AC), 06/1996⇒, ⇒06/1997 PS, (AC), 07/1997⇒ PS, (AC), ⇒06/1996 CA CA
1.6 e	01/96-08/03	K7M702, K7M703, K7M790	66	1598	5PK1110 5PK1750 6PK1750 AP9025 AP9025 CT1126 CT1126K1 CT1126WP1	ALT, (AC) ALT, (AC), 09/2001⇒, MTR-CODE: K4M 700, 701, 708, ONLY WITH 82 00 603 359, 82 00 104 754 ALT, (AC), ⇒09/2001 ALT, (Bosch), FOR ALT: 87A, OE-NO 77 00 434 899, 77 01 473 637, 77 01 477 711, FOR ALT: 98A, OE-NO 77 01 473 636, 77 01 477 694, 77 00 429 217 ALT, (Valeo), FOR ALT: 120A, OE-NO 77 01 477 710, 82 00 019 706 CA CA CA
1.6 i	01/96-03/99	K7M720	55	1598	3PK715 3PK835 4PK1260 4PK1260 4PK1272 5PK1260 CT709 CT709K1 CT709WP1	ALT, MTR-CODE: K7M 702, K7M 703, K7M 790 PS, (AC), MTR-CODE: K7M 702, K7M 703, K7M 790 PS, (AC), 06/1996⇒, MTR-CODE: K7M 790 PS, (AC), 06/1996⇒, ⇒06/1997, MTR-CODE: K7M 702, K7M 703 PS, (AC), 07/1997⇒, MTR-CODE: K7M 702, K7M 703 PS, (AC), ⇒06/1996, MTR-CODE: K7M 702, K7M 703, K7M 790 CA CA CA
1.8 16V	01/01-08/03	F4P720, F4P722	85	1783	3PK715 3PK835 4PK1260 4PK1272 5PK1260 CT988 CT988K2 CT988WP2	ALT, MTR-CODE: K7M 720 PS, (AC), MTR-CODE: K7M 720 PS, (AC), 06/1996⇒, ⇒06/1997, MTR-CODE: K7M 720 PS, (AC), 07/1997⇒, MTR-CODE: K7M 720 PS, (AC), ⇒06/1996, MTR-CODE: K7M 720 CA CA CA
1.9 D	04/99-08/03	F8Q790, F8Q622	47	1870	5PK1750 CT977 CT977K1 CT977K2	ALT CA CA, BORE-Ø 10,22 mm CA, BORE-Ø 17,0 mm
1.9 D Eco	01/96-08/03	F8Q620, F8Q624	47	1870	3PK715 3PK835 4PK1260 4PK1272 5PK1260 CT988 CT988K2 CT988WP2 6PK1138 6PK1642 6PK1138D2 6PK1642D2 VD1081 MS04 CT935 CT935K1 CT935K2	ALT, (AC) ALT, (AC) ALT, (AC) ALT, (AC) ALT, (AC) CA CA CA ONLY WITH VD1081 CA CA CA
1.9 D, 1.9 D Eco	01/96-08/03	F8Q620, F8Q624	47	1870	6PK1138 6PK1642 6PK1138D2 6PK1642D2	ALT, (AC) ALT, (AC) ALT, (AC) ALT, (AC)





RENAULT

MEGANE I (BA0/1_, DA0/1_, EA0/1_, KA0/1_, LA0/1_) ↩

					VD1081 MS04 CT604 CT935 CT604K1 CT935K1 CT935K2	<p>ONLY WITH VD1081</p> <p>CA, ⇨08/1996</p> <p>CA, 09/1996⇨, (HTD2), (SEE BELT SPEC)</p> <p>CA, ⇨08/1996</p> <p>CA, 09/1996⇨, MTR-CODE: F8Q 624, (SEE BELT SPEC), (HTD2)</p> <p>CA, 09/1996⇨, MTR-CODE: F8Q 624, (SEE BELT SPEC), (HTD2)</p>
1.9 dCi	02/01-08/03	F9Q732, F9Q733, F9Q738	75	1870	6PK1138 6PK1605 6PK1642 6PK1138D1 6PK1642D1 AP9052 AP9052 VD1063 MS04 CT940 CT940K1 CT940K2	<p>ALT, PS, (-AC)</p> <p>ALT, PS, AC, 04/2001⇨</p> <p>ALT, PS, AC, ⇨03/2001</p> <p>ALT, PS, (-AC), MTR-CODE: F9Q 731, F9Q 732, F9Q 733, F9Q 736, F9Q 744</p> <p>ALT, PS, AC, MTR-CODE: F9Q 731, F9Q 732, F9Q 733, F9Q 736, F9Q 744, ⇨03/2001</p> <p>ALT, (Valeo), FOR ALT: 120A, ALT-No: SG10B019, SG10B064, A13VI289</p> <p>ALT, (Valeo), FOR ALT: 120A, OE-NO 82 00 054 588</p> <p>ONLY WITH VD1063</p> <p>CA</p> <p>CA</p> <p>CA</p>
1.9 dT	01/96-08/03	F8Q784, F8Q786	66-69	1870	6PK1138 6PK1642 6PK1138D2 6PK1642D2 VD1081 MS04 CT604 CT935 CT604K1 CT935K1 CT935K2	<p>ALT, (AC)</p> <p>ALT, (AC)</p> <p>ALT, (AC)</p> <p>ALT, (AC)</p> <p>ONLY WITH VD1081</p> <p>CA, ⇨08/1996</p> <p>CA, 09/1996⇨, (SEE BELT SPEC), (HTD2)</p> <p>CA, ⇨08/1996</p> <p>CA, 09/1996⇨, MTR-CODE: F8Q 786, (SEE BELT SPEC), (HTD2)</p> <p>CA, 09/1996⇨, MTR-CODE: F8Q 786, (SEE BELT SPEC), (HTD2)</p>
1.9 dTi	02/01-08/03	F9Q744	59	1870	6PK1138 6PK1605 6PK1642 6PK1138D1 6PK1642D1 AP9052 AP9052 VD1063 CT1026 CT1026K1 CT1026K2	<p>ALT, PS, (-AC), ⇨03/2001</p> <p>ALT, PS, AC, 04/2001⇨</p> <p>ALT, PS, AC, ⇨03/2001</p> <p>ALT, PS, (-AC), MTR-CODE: F9Q 731, F9Q 732, F9Q 733, F9Q 736, F9Q 744, ⇨03/2001</p> <p>ALT, PS, AC, MTR-CODE: F9Q 731, F9Q 732, F9Q 733, F9Q 736, F9Q 744, ⇨03/2001</p> <p>ALT, (Valeo), FOR ALT: 120A, OE-NO 82 00 054 588</p> <p>ALT, (Valeo), FOR ALT: 120A, ALT-No: SG10B019, SG10B064, A13VI289</p> <p>CA</p> <p>CA</p> <p>CA</p>
	03/97-02/01	F9Q730, F9Q734, F9Q731, F9Q736	72	1870	6PK1138 6PK1642 6PK1138D1 6PK1642D1 AP9052 AP9052	<p>ALT, PS, (-AC)</p> <p>ALT, PS, AC, MTR-CODE: F9Q 730, F9Q 734</p> <p>ALT, PS, (-AC), MTR-CODE: F9Q 731, F9Q 732, F9Q 733, F9Q 736, F9Q 744</p> <p>ALT, PS, AC, MTR-CODE: F9Q 731, F9Q 732, F9Q 733, F9Q 736, F9Q 744</p> <p>ALT, (Valeo), FOR ALT: 120A, OE-NO 82 00 054 588</p> <p>ALT, (Valeo), FOR ALT: 120A, ALT-No: SG10B019, SG10B064, A13VI289</p>



RENAULT

MEGANE I (BA0/1_, DA0/1_, EA0/1_, KA0/1_, LA0/1_) ↩

					VD1063 VD1063 MS04 CT1026 CT1026 CT940 CT940 CT1026K1 CT1026K1 CT1026K2 CT1026K2 CT940K1 CT940K2 CT940K2	MTR-CODE: F9Q 734, 11/1997↔ MTR-CODE: F9Q 731, F9Q 736 ONLY WITH VD1063 MTR-CODE: F9Q 736, 11/2000↔ CA, MTR-CODE: F9Q 731 MTR-CODE: F9Q 736, ↔10/2000 CA, MTR-CODE: F9Q 730, F9Q 734 MTR-CODE: F9Q 731 CA, MTR-CODE: F9Q 736, 11/2000↔ MTR-CODE: F9Q 736, 11/2000↔ CA, MTR-CODE: F9Q 731 CA, MTR-CODE: F9Q 730 MTR-CODE: F9Q 736, ↔10/2000 CA, MTR-CODE: F9Q 734
2.0	04/97-08/03	F3R750	84	1998	6PK1125 6PK1153 6PK1660 CT840 CT840K1	ALT, (AC), MTR-CODE: F3R 750, 04/1997↔ ALT, NOT FOR DC-ALT, MTR-CODE: F3R 750, ↔04/1997 ALT, AC, MTR-CODE: F3R 750 CA CA
2.0 16V	01/02-08/03	F4R746	102	1998	5PK1750 CT1007 CT977 CT977K2	ALT, AC, MTR-CODE: F5R 740 CA, MTR-CODE: F5R 740 CA, MTR-CODE: F4R 746 CA, MTR-CODE: F4R 746
		F4R770, F4R746	102	1998	5PK1750 CT1130 CT1130K2 CT1130WP1	ALT CA CA CA
	03/96-08/03	F7R710, F7R714	108	1998	6PK1125 6PK1635 CT760 CT760K1 CT760K2	ALT, (AC) ALT, (AC) CA CA CA
2.0 16V IDE	11/99-08/03	F5R740	103	1998	5PK1750 CT1007	ALT CA
2.0 i	03/99-08/03	F3R791, F3R796	80	1998	CT840 CT840K2	CA CA
	01/96-08/03	F3R750, F3R751, F3R752, F3R791, F3R796, F3R797, F3R798	80-84	1998	6PK1125 6PK1153 6PK1153 6PK1660 CT840 CT840K1	ALT, (AC), MTR-CODE: F3R 750, 04/1997↔ ALT, NOT FOR DC-ALT, MTR-CODE: F3R 750, ↔04/1997 ALT, (AC), MTR-CODE: F3R 751 ALT, AC, MTR-CODE: F3R 750, F3R 751 CA CA
MEGANE II (BM0/1_, CM0/1_, EM0/1_, KM0/1_, LM0/1_)						
1.4, 1.4, 1.4 16V	11/02-	K4J730, K4J732, K4J740	60-72	1390	5PK1135 5PK1200 6PK1200 CT1126 CT1126K1 CT1126WP1	ALT, (AC) ALT, AC, ↔04/2005 ALT, AC, 05/2005↔ CA CA CA, MTR-CODE: K4J730
1.5 dCi	11/02-	K9K722	60	1461	5PK1135 5PK1200 6PK1200 CT1035 CT1035K1 CT1035K2 CT1035WP1 CT1035WP2	ALT, (AC), ↔09/2005 ALT, AC, ↔01/2005 ALT, AC, 02/2005↔ CA CA, ↔08/2003 CA, 09/2003↔ CA, ↔08/2003 CA, 09/2003↔, ↔03/2004



RENAULT						
MEGANE II (BM0/1_, CM0/1_, EM0/1_, KM0/1_, LM0/1_) ↕						
	10/03-	K9K724, K9K728, K9K729, K9K732, K9K734	63-78	1461	CT1035WP3 5PK1135 5PK1200 6PK1200 6PK1200 CT1035 CT1035K2 CT1035WP2 CT1035WP3	CA, 04/2004↔ ALT, (-AC), ↔09/2005 ALT, (AC), ↔01/2005 ALT, (-AC), 09/2005↔, ↔11/2007 ALT, (AC), 01/2005↔ CA CA CA, ↔03/2004 CA, 04/2004↔
1.6, 1.6 16V	11/02-	K4M760, K4M761, K4MC813, K4MD812, K4M812, K4M813	82-83	1598	5PK1135 5PK1200 6PK1200 6PK1200 CT1126 CT1126K2 CT1126WP2	ALT, (-AC), ↔04/2006 ALT, (AC), ↔04/2005 ALT, (AC), 05/2006↔ ALT, (AC), 05/2005↔ CA CA CA
1.6	09/03-	K4M768	75	1598	5PK1200 6PK1200 CT1126 CT1126K1 CT1126WP1	ALT, ↔04/2005 ALT, 04/2005↔ CA CA CA
1.6, 1.6 16V Hi-Flex	05/05-	K4M762, K4M788	77	1598	6PK1200 CT1126 CT1126K1 CT1126WP1	ALT CA CA CA
1.9 dCi	11/02-	F9Q800, F9Q803, F9Q804, F9Q818, F9Q816	81-96	1870	7PK1125 AP9039 AP9043 VD1104 CT1064 CT1064K1 CT1064WP2	ALT, PS, AC ALT, (Valeo), FOR ALT: 120A, ALT-No: TG12B017, TG12B071, TG12B096, TG12B110, TG12B123, OE-NO 82 00 690 199, 82 00 538 407 ALT, (Valeo), FOR ALT: 120A, ALT-No: SG12B050, SG12B095, SG12B108, SG12B116, OE-NO 82 00 590 255, 82 00 538 815 CA CA CA
		F9Q808	66-68	1870	7PK1125 VD1104 CT1064 CT1064K1 CT1064WP2	ALT, PS, AC CA CA CA CA, MTR-CODE: F9Q 808
2.0	08/06-	F4R774	169	1998	7PK1125 CT1130 CT1130K2 CT1130WP1	ALT CA CA CA, MTR-CODE: F4R 774
2.0, 2.0 16V	11/02-	F4R770, F4R771	99	1998	7PK1125 CT1130 CT1130K2 CT1130WP1	ALT, PS, AC CA CA CA
2.0 16V Turbo	05/04-	F4R776	120	1998	7PK1125 CT1130 CT1130K2 CT1130WP1	ALT CA, MTR-CODE: F4R776 CA CA
2.0 dCi	09/05-	M9R700, M9R722	110	1995	7PK1705 AP9047 AP9047	ALT ALT, (Valeo), FOR ALT: 150A, OE-NO 82 00 725 683 ALT, (Bosch), FOR ALT: 125A, OE-NO 82 00 762 639
	01/07-	M9R724	127	1995	7PK1705	ALT
2.0 Renault Sport	05/04-	F4R774, F4Rt774	165	1998	7PK1125 CT1130 CT1130K2 CT1130WP1	ALT CA, MTR-CODE: F4R774 CA CA, MTR-CODE: F4R 774, 776



ContiTech



RENAULT

MEGANE III (BZO, DZO/1, KZO/1)

1.4 TCe	04/09-	H4J700	96	1397	7PK1785	ALT
1.5 dCi	11/08-	K9K830, K9K834, K9K836, K9K837, K9K846, K9KF830, K9KG832, K9KJ836	63-96	1461	AP9025	ALT, (Valeo), FOR ALT: 160A, OE-NO 23 10 000 26R
1.6 16V	11/08-	K4M848	74	1598	6PK1200 CT1126 CT1126K1 CT1126K2	ALT CA CA, MTR-CODE: K4M 848 CA, MTR-CODE: K4M 858
		K4M858	81	1598	6PK1200 CT1126 CT1126K2 CT1126WP2	ALT, MTR-CODE: K4M 858 CA CA, MTR-CODE: K4M 858 CA
1.6 dCi	04/11-	R9M402, R9M404	96	1598	7PK1687	ALT
1.9 dCi	06/09-	F9Q870, F9Q872	96	1870	7PK1125 AP9047 VD1104 CT1150 CT1150K1	ALT ALT, (Bosch), FOR ALT: 150A, OE-NO 82 00 901 783 CA CA
2.0 CVT	02/09-	M4R711, M4R713, M4RF713	103	1997	AP9039	ALT, (Valeo), FOR ALT: 150A, OE-NO 23 10 000 18R, 23 10 005 43R
2.0 dCi	04/09-	M9R610, M9R615	110- 118	1995	7PK1705	ALT
		M9R610	118	1995	7PK1705	CA
2.0 TCe	11/08-	F4R870, F4R872	132	1998	7PK1125	ALT
					CT1130	CA

MEGANE Scenic (JA0/1_)

1.4 i	01/97-09/99	E7J764	55	1390	3PK715 3PK835 4PK1260 4PK1272 CT709 CT709K1	ALT PS, (-AC) PS, (AC), 06/1996⇒, ⇒06/1997 PS, (AC), 07/1997⇒ CA CA
1.6 16V	04/98-10/99	K4M700, K4M701, K4M708, K4M704	79	1598	5PK1110 6PK1750 6PK1750	ALT, (-AC) ALT, (AC), MTR-CODE: K4M 704 ALT, (AC), MTR-CODE: K4M 700, K4M 701, K4M 708, ⇒09/2001
					AP9025 AP9025	ALT, (Bosch), FOR ALT: 87A, OE-NO 77 00 434 899, 77 01 473 637, 77 01 477 711, FOR ALT: 98A, OE-NO 77 01 473 636, 77 01 477 694, 77 00 429 217 ALT, (Valeo), FOR ALT: 120A, OE-NO 77 01 477 710, 82 00 019 706
1.6 e	01/97-09/99	K7M702, K7M703	66	1598	3PK715 3PK835 4PK1260 4PK1272	ALT, MTR-CODE: K7M 702, K7M 703 PS, (-AC), MTR-CODE: K7M 702, K7M 703 PS, (AC), 06/1996⇒, ⇒06/1997, MTR-CODE: K7M 702, K7M 703 PS, (AC), 07/1997⇒, MTR-CODE: K7M 702, K7M 703
					CT709 CT709K1 CT709WP1	CA CA CA





RENAULT						
MEGANE Scenic (JA0/1_)						
↔ 1.6 i	01/97-09/99	K7M720	55	1598	3PK715 3PK835 4PK1260 4PK1272 CT988 CT988K2 CT988WP2	ALT, MTR-CODE: K7M 720 PS, (-AC), MTR-CODE: K7M 720 PS, (AC), 06/1996⇒, ⇒06/1997, MTR-CODE: K7M 720 PS, (AC), 07/1997⇒, MTR-CODE: K7M 720 CA CA CA
1.9 D	03/97-09/99	F8Q790	47	1870	6PK1138 6PK1642 6PK1138D2 6PK1642D2 VD1081 MS04 CT935 CT935K1	ALT, (-AC) ALT, (AC) ALT, (-AC) ALT, (AC) ONLY WITH VD1081 CA CA
1.9 dT	01/97-09/99	F8Q784, F8Q786	66	1870	6PK1138 6PK1642 6PK1138D2 6PK1642D2 VD1081 MS04 CT935 CT935K1 CT935K2	ALT, (-AC) ALT, (AC) ALT, (-AC) ALT, (AC) ONLY WITH VD1081 CA CA, MTR-CODE: F8Q 786 CA, MTR-CODE: F8Q 786
1.9 dTi	04/97-09/99	F9Q730, F9Q734	72	1870	6PK1138 6PK1642 6PK1138D1 6PK1642D1 AP9052 AP9052 VD1063 MS04 CT940 CT940K1 CT940K2	ALT, (PS), (-AC) ALT, (PS), (AC) ALT, (PS), (-AC), 11/1997⇒, MTR-CODE: F9Q 734 ALT, (PS), (AC), 11/1997⇒, MTR-CODE: F9Q 734 ALT, (Valeo), FOR ALT: 120A, OE-NO 82 00 121 413 ALT, (Valeo), FOR ALT: 120A, ALT-No: A13VI171, A13VI292 ONLY WITH VD1063 CA, MTR-CODE: F9Q 730, F9Q 734 CA, MTR-CODE: F9Q 730, F9Q 734 CA, MTR-CODE: F9Q 734
2.0 i	01/99-09/99	F3R796	80	1998	6PK1125 6PK1653 CT840 CT840K2	ALT, PS ALT, PS, AC CA CA
	01/97-09/99	F3R750, F3R751	84	1998	6PK1125 6PK1153 6PK1153 6PK1660 CT840 CT840K1	ALT, (AC), MTR-CODE: F3R 750, 04/1997⇒ ALT, (-AC), MTR-CODE: F3R 751 ALT, NOT FOR DC-ALT, MTR-CODE: F3R 750, ⇒04/1997 ALT, AC, MTR-CODE: F3R 750, F3R 751 CA CA
MODUS / GRAND MODUS (F/JPO_)						
1.2	04/11-	D4F786	76	1149	7PK1035 7PK880 CT1045 CT1045K1	ALT, (AC) ALT, (-AC) CA CA
1.2, 1.2 16V Hi-Flex	12/04-	D4F740	48-55	1149	7PK1035 7PK880 CT1045 CT1045K1 CT1045WP1	ALT, (AC) ALT, (-AC), MTR-CODE: D4F740 CA CA CA
1.2	12/04-	D4F764	58	1149	7PK1035 7PK880 CT1045	ALT, (AC) ALT, (-AC), MTR-CODE: D4F764 CA





ContiTech



RENAULT

MODUS / GRAND MODUS (F/JPO_)

						CT1045K1	CA
						CT1045WP1	CA
1.2 16V	05/07-	D4F784	74	1149		7PK1035	ALT, (AC)
						7PK880	ALT, (AC), MTR-CODE: D4F784
						CT1045	CA
						CT1045K1	CA
						CT1045WP1	CA
1.4	12/04-	K4J770	72	1390		5PK1135	ALT, (AC)
						5PK1200	ALT, AC
						CT1126	CA
						CT1126K1	CA
						CT1126WP1	CA
1.5 dCi	12/04-	K9K760, K9K762, K9K766, K9K768	50-63	1461		5PK1135	ALT, (AC), ⇨09/2005
						5PK1200	ALT, (AC), ⇨01/2005
						6PK1200	ALT, (AC), 09/2005⇨, ⇨11/2007
						6PK1200	ALT, (AC), 01/2005⇨
						CT1035	CA
						CT1035K2	CA
						CT1035WP3	CA
	05/05-	K9K764	78	1461		5PK1135	ALT, (AC), ⇨09/2005
						6PK1200	ALT, (AC)
						6PK1200	ALT, (AC), 09/2005⇨, ⇨11/2007
						CT1035	CA
						CT1035K2	CA
						CT1035WP3	CA
	05/07-	K9K772	76	1461		6PK1200	ALT, (AC), ⇨11/2007
						6PK1200	ALT, (AC)
						CT1035	CA
						CT1035K2	MTR-CODE: K9K772, CA
						CT1035WP3	MTR-CODE: K9K772, CA
	12/04-	K9K752	48	1461		5PK1135	ALT, (AC), ⇨09/2005, MTR-CODE: K9K 752
						5PK1200	ALT, (AC), ⇨01/2005, MTR-CODE: K9K 752
						6PK1200	ALT, (AC), 02/2005⇨, MTR-CODE: K9K 752
						6PK1200	ALT, (AC), 10/2005⇨, ⇨11/2007, MTR-CODE: K9K 752
						CT1035	CA, MTR-CODE: K9K 752
						CT1035K2	CA, MTR-CODE: K9K 752
						CT1035WP3	CA
	09/04-	K9K750	60	1461		6PK1200	ALT
						CT1035	CA
						CT1035K2	CA
						CT1035WP3	CA
1.6	12/04-	K4M794	65	1598		5PK1135	ALT, (AC), ⇨04/2006
						5PK1200	ALT, (AC), ⇨04/2005
						6PK1130	ALT, (AC), 10/2007⇨
						6PK1200	ALT, (AC), 05/2005⇨
						6PK1200	ALT, (AC), 05/2006⇨, ⇨10/2007
						CT1126	CA
						CT1126K2	CA
						CT1126WP2	CA
		K4M800, K4M801, K4M790, K4M791	82	1598		5PK1135	ALT, (AC), ⇨04/2006
						5PK1200	ALT, (AC), ⇨04/2005
						6PK1200	ALT, (AC), 05/2006⇨
						6PK1200	ALT, (AC), 05/2005⇨
						CT1126	CA
						CT1126K2	CA
						CT1126WP2	CA
RAPID (F40_, G40_)							
1.0	02/86-05/92	C1C706	27	949		AVX10X1140	ALT, ⇨08/1991
1.1	07/85-04/95	C1E750, C1E752,	33	1108		AVX10X1150	ALT





RENAULT						
RAPID (F40_, G40_)						
		C1E754, C1E756, C1E760, C1E762, C1E792			AVX10X800	PS
1.2	09/91-03/98	C3G710, C3G712	40	1239	AVX10X1150 AVX10X800	ALT PS
1.4	09/91-03/98	E7J720, E7J724, E7J726, E7J728, E7J773	54-59	1390	AVX10X685 3PK715 3PK820 4PK1190 4PK1217 CT709 CT709K1 CT709WP2	ALT, (AC) ALT, (AC) PS, (-AC) AC, (-PS) PS, (AC) CA CA CA
1.4 RN	09/91-08/93	E6J734	44	1390	AVX10X690 3PK715 3PK815 4PK1180 4PK1217 CT709 CT709K1 CT709WP2	ALT, (AC) ALT, (AC) PS, (-AC) AC, (-PS) PS, (AC) CA CA CA
1.4, 1.4 KAT	07/85-03/98	C1J768, C1J780, C2J784, C3J700, C3J702, C3J760, C3J762	43-44	1397	AVX10X1150 AVX10X800	ALT PS
1.6 D	03/86-08/98	F8M720, F8M730, F8M736, F8M760	40	1596	5PK884 CT596 CT604 CT596K1 CT604K1	ALT CA, ⇨12/1987 CA, 01/1988⇨ CA, ⇨12/1987 CA, 01/1988⇨
1.9 D	09/91-03/98	F8Q722, F8Q724, F8Q774, F8Q776, F8Q646	47	1870	6PK894 6PK900 VD1081 MS04 CT711 CT949 CT711K1 CT949K1	ALT, 04/1994⇨ ALT, ⇨04/1994 ONLY WITH VD1081 CA, ⇨09/1996 CA, 10/1996⇨ CA, ⇨09/1996 CA, 10/1996⇨
	09/94-03/98	F8Q640, F8Q682	40	1870	6PK894 VD1081 MS04 CT711 CT949 CT711K1 CT949K1	ALT ONLY WITH VD1081 CA, ⇨09/1996 CA, 10/1996⇨ CA, ⇨09/1996 CA, 10/1996⇨
SAFRANE I (B54_)						
2.0	11/92-07/96	J7R732, J7R733	77	1995	AVX10X1250 CT749 CT749K1	ALT, PS CA CA
2.0 12V	04/92-07/96	J7R734, J7R735	97	1995	AVX10X1250 3PK890 4PK1217 CT749 CT749K1	PS ALT, (AC) ALT, (AC) CA CA
2.1 dT	11/93-07/96	J8S760	65	2068	11,9X758Ld 4PK1054 4PK1062 4PK735 6PK1733 CT522 CT522K3	PS ALT, (AC), OE-NO 7700855096 ALT, (AC), OE-NO 7700854326 PS, (AC) ALT, (AC) CA CA

RENAULT



RENAULT

SAFRANE I (B54_)

↔ 2.2	04/92-07/96	J7T760, J7T761, J7T762	79-101	2165	∞ ∞ ∞ ▬ ▬▬	AVX10X1250 3PK890 4PK1217 CT750 CT750K1	PS ALT, (-AC) ALT, (AC) CA CA
2.5 dT	12/92-07/96	S8U762, S8U763	83	2500	∞ ∞ ∞ ∞ ∞ ∞ ▬ ▬▬	4PK560 5PK825 5PK847 5PK847 5PK925 5PK925 CT861 CT861K1	ALT AC WP, (AUTOM), ⇨04/1993 WP, (MANL), ⇨09/1994 WP, (AUTOM), 04/1993⇨ WP, (MANL), 09/1994⇨ CA CA
3.0 Biturbo 4x4	02/93-07/96	Z7X726	193	2963	∞ ∞ ∞	4PK1125 6PK1033 6PK1240	PS ALT, (AC) ALT, (AC)
3.0 V6, 3.0 V6 4x4	12/92-07/96	Z7X721, Z7X722, Z7X723, Z7X753	123	2963	∞ ∞ ∞	4PK1125 6PK1033 6PK1240	PS, (MANL) ALT ALT, AC

SAFRANE II (B54_)

2.0 16V	07/96-12/00	N7Q710, N7Q711	100	1948	∞ ∞ ▬ ▬▬ ▬▬▬ ▬▬▬▬ ▬▬▬▬▬	6PK1240 6PK1605 CT759 CT979 CT759K1 CT979K1 CT979WP1	ALT, (-AC) ALT, (AC) CA, ⇨12/1997 CA, 12/1997⇨ CA, ⇨12/1997 CA, 12/1997⇨ CA, 12/1997⇨
2.2 dT	07/96-12/00	G8T740	83	2188	∞ ∞ ▬ ▬▬▬ ▬▬▬▬	6PK1015 6PK1950 CT921 CT921K1 CT921WP1	ALT ALT, AC CA CA CA
2.5 20V	07/96-12/00	N7U700, N7U701	121	2435	∞ ∞ ▬ ▬▬ ▬▬▬ ▬▬▬▬ ▬▬▬▬▬	6PK1240 6PK1605 CT759 CT979 CT759K1 CT979K1 CT979WP1	ALT, (AC) ALT, (AC) CA, ⇨12/1997 CA, 12/1997⇨ CA, ⇨12/1997 CA, 12/1997⇨ CA, 12/1997⇨
2.9 24V	03/99-12/00	L7X713	140	2946	∞ ▬ ▬▬▬	6PK1605 CT1052 CT1052K1	ALT, PS, AC CA CA, 12/1999⇨
3.0 V6	07/96-12/00	Z7X755	123	2963	∞	6PK1240	ALT

SANDERO/STEPWAY

1.4	02/09-	K7J710	55	1390	∞ ∞ ∞ ∞ ∞ ⊙ ▬ ▬▬▬ ▬▬▬▬	4PK715 4PK916 ELAST 5PK1110 5PK1750 6PK1820 4PK916 ELAST T1 AP9025 CT988 CT988K2 CT988WP2	ALT, (-PS), (-AC) AC ALT, (PS), (-AC) ALT, (PS), (AC), ⇨09/2009 ALT, (PS), (AC), 09/2009⇨ AC ALT, (Bosch), FOR ALT: 98A, OE-NO 77 01 473 636, 77 01 477 694, 77 00 429 217 CA, ⇨11/2009 CA, ⇨11/2009 CA, ⇨11/2009
1.6	02/09-	K7M710	64	1598	∞ ∞ ∞ ∞ ∞ ⊙ ▬ ▬▬▬ ▬▬▬▬	4PK715 4PK916 ELAST 5PK1110 5PK1750 6PK1820 4PK916 ELAST T1	ALT, (-PS), (-AC) AC ALT, (PS), (-AC) ALT, (PS), (AC), ⇨09/2009 ALT, (PS), (AC), 09/2009⇨ AC





RENAULT						
SANDERO/STEPWAY						
					AP9025 CT988 CT988K2 CT988WP2	ALT, (Bosch), FOR ALT: 98A, OE-NO 77 01 473 636, 77 01 477 694, 77 00 429 217 CA, ⇨11/2009 CA, ⇨11/2009 CA, ⇨11/2009
SCÉNIC I (JA0/1_)						
1.4 16V	09/99-08/03	K4J750, K4J714	70	1390	5PK1110 5PK1750 6PK1750 AP9025 AP9025 CT1126 CT1126K1 CT1126WP1	ALT, (-AC) ALT, (AC), 09/2001⇨, MTR-CODE: K4J, ONLY WITH 82 00 603 359, 82 00 104 754 ALT, (AC), ⇨09/2001 ALT, (Bosch), FOR ALT: 87A, OE-NO 77 00 434 899, 77 01 473 637, 77 01 477 711, FOR ALT: 98A, OE-NO 77 01 473 636, 77 01 477 694, 77 00 429 217 ALT, (Valeo), FOR ALT: 120A, OE-NO 77 01 477 710, 82 00 019 706 CA CA CA
1.6	03/01-08/03	K4M708, K4M709	75	1598	5PK1110 5PK1750 AP9025 AP9025	ALT, (-AC) ALT, (AC), 09/2001⇨ ALT, (Bosch), FOR ALT: 87A, OE-NO 77 00 434 899, 77 01 473 637, 77 01 477 711, FOR ALT: 98A, OE-NO 77 01 473 636, 77 01 477 694, 77 00 429 217 ALT, (Valeo), FOR ALT: 120A, OE-NO 77 01 477 710, 82 00 019 706
1.8 16V , 1.8 4x4	07/00-08/03	F4P720, F4P722	85	1783	5PK1750 CT977 CT977K1 CT977K2	ALT, PS, AC CA CA, BORE-Ø 10,22 mm CA, BORE-Ø 17,0 mm
1.9 dCi	09/99-08/03	F9Q732, F9Q733	75	1870	6PK1138 6PK1605 6PK1642 6PK1138D1 6PK1642D1 AP9052 AP9052 VD1063 MS04 CT940 CT940K1 CT940K2	ALT, PS, (-AC) ALT, PS, AC, 04/2001⇨ ALT, PS, AC, ⇨03/2001 ALT, PS, (-AC), MTR-CODE: F9Q 731, F9Q 732, F9Q 733, F9Q 736, F9Q 744 ALT, PS, AC, MTR-CODE: F9Q 731, F9Q 732, F9Q 733, F9Q 736, F9Q 744, ⇨03/2001 ALT, (Valeo), FOR ALT: 120A, ALT-No: SG10B019, SG10B064, A13VI289 ALT, (Valeo), FOR ALT: 120A, OE-NO 82 00 054 588 ONLY WITH VD1063 CA, MTR-CODE: F9Q 732, F9Q 733, F9Q 740, F9Q 748, F9Q 796 CA CA
1.9 dCi RX4	11/00-08/03	F9Q740	75	1870	6PK1138 6PK1605 6PK1642 AP9052 AP9052 VD1063 CT940 CT940K1 CT940K2	ALT, PS, (-AC) ALT, PS, AC, 04/2001⇨ ALT, PS, AC, ⇨03/2001 ALT, (Valeo), FOR ALT: 120A, ALT-No: SG10B019, SG10B064, A13VI289 ALT, (Valeo), FOR ALT: 120A, OE-NO 82 00 054 588 CA, MTR-CODE: F9Q 732, F9Q 733, F9Q 740, F9Q 748, F9Q 796 CA CA, MTR-CODE: F9Q 732, F9Q 733, F9Q 740, F9Q 748, F9Q 796
1.9 dTi	09/99-08/03	F9Q734, F9Q731, F9Q736	72	1870	6PK1138 6PK1605	ALT, PS, (-AC) ALT, PS, AC, 04/2001⇨

RENAULT



RENAULT

SCÉNIC I (JA0/1_)



					6PK1642 6PK1138D1 6PK1642D1 AP9052 AP9052 VD1063 MS04 CT1026 CT1026 CT940 CT940 CT1026K1 CT1026K1 CT1026K2 CT1026K2 CT940K1 CT940K1 CT940K2 CT940K2	ALT, PS, AC, ⇨03/2001 ALT, PS, (-AC), MTR-CODE: F9Q 731, F9Q 732, F9Q 733, F9Q 736, F9Q 744 ALT, PS, AC, MTR-CODE: F9Q 731, F9Q 732, F9Q 733, F9Q 736, F9Q 744, ⇨03/2001 ALT, (Valeo), FOR ALT: 120A, ALT-No: SG10B019, SG10B064, A13VI289 ALT, (Valeo), FOR ALT: 120A, OE-NO 82 00 054 588 ONLY WITH VD1063 CA, MTR-CODE: F9Q 731 MTR-CODE: F9Q 736, 11/2000⇨ MTR-CODE: F9Q 736, ⇨10/2000 CA, MTR-CODE: F9Q 734 MTR-CODE: F9Q 731 CA, MTR-CODE: F9Q 736, 11/2000⇨ CA, MTR-CODE: F9Q 731 MTR-CODE: F9Q 736, 11/2000⇨ CA, MTR-CODE: F9Q 734 MTR-CODE: F9Q 736, ⇨10/2000 CA, MTR-CODE: F9Q 734 MTR-CODE: F9Q 736, ⇨10/2000
02/01-08/03	F9Q744	59	1870	6PK1138 6PK1605 6PK1642 6PK1138D1 6PK1642D1 AP9052 AP9052 VD1063 CT1026 CT1026K1 CT1026K2	ALT, PS, (-AC) ALT, PS, AC, 04/2001⇨ ALT, PS, AC, ⇨03/2001 ALT, PS, (-AC), MTR-CODE: F9Q 731, F9Q 732, F9Q 733, F9Q 736, F9Q 744 ALT, PS, AC, MTR-CODE: F9Q 731, F9Q 732, F9Q 733, F9Q 736, F9Q 744, ⇨03/2001 ALT, (Valeo), FOR ALT: 120A, OE-NO 82 00 054 588 ALT, (Valeo), FOR ALT: 120A, ALT-No: SG10B019, SG10B064, A13VI289 CA CA CA	
2.0 16V, 2.0 16V RX4	09/99-08/03	F4R740, F4R741, F4R744, F4R746	102-103	1998	5PK1750 CT977 CT977K1 CT977K2	ALT, PS, AC CA CA, ⇨04/2001, BORE-Ø 10,22 mm CA, 04/2001⇨, BORE-Ø 17,0 mm

SCÉNIC II (JM0/1_)

1.4	06/03-	K4J730, K4J770, K4J740	72	1390	5PK1135 5PK1200 CT1126 CT1126K1	ALT, (-AC) ALT, AC CA CA
1.5 dCi	06/03-	K9K722	60	1461	5PK1135 5PK1200 6PK1200 6PK1200 CT1035 CT1035K1 CT1035K2 CT1035WP1 CT1035WP2 CT1035WP3	ALT, (-AC), ⇨09/2005 ALT, (AC), ⇨01/2005 ALT, (AC), 01/2005⇨ ALT, (-AC), 09/2005⇨, ⇨11/2007 CA CA, ⇨08/2003 CA, 09/2003⇨ CA, ⇨08/2003 CA, 09/2003⇨, ⇨03/2004 CA, 04/2004⇨
	11/03-	K9K728, K9K729	74	1461	5PK1135 5PK1200 6PK1200 6PK1200 CT1035 CT1035K2	ALT, (-AC), ⇨09/2005 ALT, (AC), ⇨01/2005 ALT, (AC), 09/2005⇨, ⇨11/2007 ALT, (AC), 01/2005⇨ CA CA





RENAULT

SCÉNIC II (JM0/1_)

					CT1035WP2 CT1035WP3	CA, ⇨03/2004 CA, 04/2004⇨
	05/05-	K9K724, K9K732	63-78	1461	5PK1135 6PK1200 6PK1200 CT1035 CT1035K2 CT1035WP3	ALT, (-AC), ⇨09/2005 ALT, (AC) ALT, (-AC), 09/2005⇨, ⇨11/2007 CA CA CA
	01/07-	K9K734	76	1461	6PK1200 6PK1200 CT1035 CT1035K2 CT1035WP3	ALT, (-AC), ⇨11/2007 ALT, (AC) CA CA CA
1.6	06/03-	K4M761, K4M782	83	1598	5PK1135 5PK1200 6PK1200 6PK1200 CT1126 CT1126K2 CT1126WP2	ALT, (-AC), ⇨04/2006 ALT, (AC), ⇨04/2005 ALT, (-AC), 05/2006⇨ ALT, (AC), 05/2005⇨ CA CA CA
	06/06-	K4M788	77	1598	6PK1200 CT1126 CT1126K1 CT1126WP1	ALT CA CA CA
1.6 16V	01/07-	K4M9766, K4MC813, K4M812	82	1598	6PK1200 CT1126 CT1126K2 CT1126WP2	ALT, (AC) CA CA CA
1.9 D, 1.9 dCi	06/03-	F9QJ803, F9Q812	85-88	1870	7PK1125 VD1104 CT1064 CT1064K1 CT1064WP2	ALT CA CA CA
1.9 dCi	06/03-	F9QJ803, F9Q804, F9Q816, F9Q818	81-96	1870	7PK1125 VD1104 CT1064 CT1064K1 CT1064WP2	ALT CA CA CA, MTR-CODE: F9Q 804
2.0	06/03-	F4R770, F4R771	99	1998	7PK1125 CT1130 CT1130K2 CT1130WP1	ALT CA CA CA
2.0 16V Turbo	05/04-	F4R776	120	1998	7PK1125 CT1130 CT1130K2 CT1130WP1	ALT CA, MTR-CODE: F4R776 CA CA
2.0 dCi	09/05-	M9R700, M9R721, M9R722	110	1995	7PK1705 AP9047 AP9047	ALT ALT, (Valeo), FOR ALT: 150A, OE-NO 82 00 725 683 ALT, (Bosch), FOR ALT: 125A, OE-NO 82 00 726 639
SCÉNIC III (JZ0/1_)						
1.4 16V	02/09-	H4J700	96	1397	7PK1785	ALT
1.5 dCi	02/09-	K9K830, K9K832, K9K836, K9K846	70-81	1461	AP9025	ALT, (Valeo), FOR ALT: 160A, OE-NO 23 10 000 26R
1.6 dCi	04/11-	R9M402, R9M404	96	1598	7PK1687	ALT
1.9 dCi	02/09-	F9Q870	96	1870	7PK1125 AP9047 VD1104 CT1150	ALT ALT, (Bosch), FOR ALT: 150A, OE-NO 82 00 901 783 CA



ContiTech



RENAULT

SCÉNIC III (JZ0/1_)

↔					CT1150K1	CA
2.0 dCi	02/09-	M9R615	110	1995	7PK1705	ALT
	04/09-	M9R610	118	1995	7PK1705	CA

SPORT SPIDER (EFO_)

2.0 16V	03/95-10/99	F7R710	110	1998	6PK825	ALT
					CT760	CA
					CT760K1	CA, MTR-CODE: F7R 710, F7R 712, F7R 720

SUPER 5 (B/C40_, S40_)

1.0	10/84-10/88	C1C700	30	956	AVX10X1140	ALT
					AVX10X1150	ALT, (PS)
					AVX10X800	PS
					6PK1715	ALT, AC
1.1	10/84-12/96	C1E750, C1E752, C1E754, C1E756, C1E760	33-34	1108	AVX10X1140	ALT, (PS), (-AC), ⇨04/1985
					AVX10X1150	ALT, (PS), ⇨04/1985
					AVX10X800	PS, ⇨04/1985
					6PK1710	ALT, (AC), 04/1985⇨
1.2	01/87-12/96	C1G702, C1G720, C1G722	40-44	1237	AVX10X1140	ALT, (PS), (-AC)
					AVX10X1150	ALT, (PS), (-AC)
					AVX10X800	PS
					6PK1710	ALT, (AC)
1.4 Turbo	04/85-08/90	C1J782, C1J784, C1J788	88	1397	11,9X1183Ld	ALT
					AVX10X800	PS
1.4, 1.4 KAT	10/84-12/96	C2J700, C1J768, C2J780, C2J781, C2J782, C2J784, C2J788, C2J789, C2J798, C3J700, C3J702, C3J760	43-52	1397	AVX10X1150	ALT
					AVX10X800	PS
1.6 D	10/84-12/96	F8M720, F8M730	40	1595	4PK885	ALT, ⇨VET-NO C000001150
					5PK884	ALT, VET-NO C00000116⇨
					CT596	CA, ⇨01/1988
					CT604	CA, 02/1988⇨
					CT596K1	CA, ⇨01/1988
					CT604K1	CA, 02/1988⇨
1.7	06/87-03/95	F2N740, F2N742	64	1721	5PK847	ALT
					6PK1100	ALT, PS
					CT553	CA, ⇨12/1987
					CT684	CA, 01/1988⇨, ⇨12/1991
					CT553K1	CA, ⇨12/1987
					CT684K1	CA, 01/1988⇨, ⇨12/1991
	10/86-03/95	F3N716, F3N717	54	1721	5PK847	ALT
					6PK1100	ALT, PS
					CT553	CA, ⇨12/1987
					CT684	CA, 01/1988⇨
					CT553K1	CA, ⇨MTR-NO C016385
					CT684K1	CA, MTR-NO C016386⇨
1.7 i	10/86-08/91	F3N702, F3N722	69	1721	5PK847	ALT
					6PK1100	ALT, PS
					CT553	CA, ⇨12/1987
					CT684	CA, 01/1988⇨
					CT553K1	CA, ⇨12/1987
					CT684K1	CA, 01/1988⇨

THALIA (LB0/1/2_)

1.2 16V	04/02-	D4F712	55	1149	3PK740	ALT
					4PK1538	AC, (PS)
					4PK905	PS
					4PK925	AC, (-PS)
					CT1045	CA
					CT1045K1	CA
1.4	08/00-	K7J700	55	1390	5PK1110	ALT, (-AC)
					5PK1750	ALT, (AC), 09/2001⇨





RENAULT

THALIA (LB0/1/2.)



					6PK1750 AP9025 CT988 CT988K2	ALT, (AC), ⇨09/2001 ALT, (Bosch), FOR ALT: 87A, OE-NO 77 00 434 899, 77 01 473 637, 77 01 477 711 CA CA, 06/2005⇨
1.4 16V	08/00-	K4J712	72	1390	5PK1110 5PK1750 6PK1750 AP9025 CT1126 CT1126K1	ALT, (-AC) ALT, (AC), 09/2001⇨, ONLY WITH 82 00 603 359, 82 00 104 754 ALT, (AC), ⇨09/2001 ALT, (Bosch), FOR ALT: 98A, OE-NO 77 01 473 636, 77 01 477 694, 77 00 429 217 CA, MTR-CODE: K4J712 CA, MTR-CODE: K4J712
1.5 dCi	06/01-	K9K702	59-60	1461	5PK1135 5PK1200 6PK1200 6PK1200 AP9025 AP9025 AP9025 AP9056 AP9056 CT1035 CT1035K1 CT1035K2 CT1035WP1 CT1035WP2 CT1035WP3	ALT, (-AC), ⇨09/2005 ALT, (AC), ⇨01/2005 ALT, (-AC), 09/2005⇨, ⇨11/2007 ALT, (AC), 01/2005⇨ ALT, (Mitsubishi), FOR ALT: 110A, ALT-No: A002TC0982 ALT, FOR ALT: 110A, OE-NO 82 00 667 608, FOR ALT: 125A, OE-NO 82 00 537 415 ALT, (Valeo), FOR ALT: 110A, ALT-No: TG11C034, TG11C064, FOR ALT: 125A, ALT-No: SG12B089, SG12B105 ALT, (Valeo), FOR ALT: 120A, ALT-No: SG12B038, SG12B103 ALT, FOR ALT: 120A, OE-NO 77 01 477 001 CA CA, ⇨08/2003 CA, 09/2003⇨ CA, ⇨08/2003 CA, 09/2003⇨, ⇨03/2004 CA, 04/2004⇨
	04/02-	K9K700, K9K714	48-50	1461	5PK1135 5PK1200 6PK1200 6PK1200 AP9025 AP9025 AP9025 CT1035 CT1035K1 CT1035K2 CT1035WP1 CT1035WP2 CT1035WP3	ALT, (-AC), ⇨09/2005 ALT, (AC), ⇨01/2005 ALT, (-AC), 09/2005⇨, ⇨11/2007 ALT, (AC), 01/2005⇨ ALT, FOR ALT: 110A, OE-NO 82 00 667 608, FOR ALT: 125A, OE-NO 82 00 537 415 ALT, (Valeo), FOR ALT: 110A, ALT-No: TG11C034, TG11C064, FOR ALT: 125A, ALT-No: SG12B089, SG12B105 ALT, (Mitsubishi), FOR ALT: 110A, ALT-No: A002TC0982 CA CA, ⇨08/2003 CA, 09/2003⇨ CA, ⇨08/2003 CA, 09/2003⇨, ⇨03/2004 CA, 04/2004⇨
	06/05-	K9K740	47	1461	6PK1130 6PK1200 6PK1200 AP9025 AP9025 AP9025 CT1035 CT1035K2 CT1035WP2	ALT, (-AC), 12/2007⇨ ALT, (-AC), ⇨12/2007 ALT, (AC) ALT, FOR ALT: 110A, OE-NO 82 00 667 608 ALT, (Valeo), FOR ALT: 110A, ALT-No: TG11C034, TG11C064 ALT, (Mitsubishi), FOR ALT: 110A, ALT-No: A002TC0982 CA CA CA





ContiTech



RENAULT

THALIA (LB0/1/2_)

1.6 16V	04/02-	K4M740	79	1598	5PK1110 5PK1750 CT1126 CT1126K1	ALT, (AC) ALT, AC CA CA
1.9 D	02/98-05/01	F8Q630	48	1870	6PK1190 6PK1400 6PK894 CT949 CT949K1 CT949K2	ALT, WP, AC ALT, WP, PS ALT CA CA CA

THALIA II (LU1/2_)

1.5 dCi	09/08-	K9K718	62	1461	AP9025 AP9025 AP9025	ALT, FOR ALT: 110A, OE-NO 82 00 667 608, FOR ALT: 125A, OE-NO 82 00 537 415 ALT, (Valeo), FOR ALT: 110A, ALT-No: TG11C034, TG11C064, FOR ALT: 125A, ALT-No: SG12B089, SG12B105 ALT, (Mitsubishi), FOR ALT: 110A, ALT-No: A002TC0982
		K9K740	47	1461	AP9025 AP9025 AP9025	ALT, (Valeo), FOR ALT: 110A, ALT-No: TG11C034, TG11C064 ALT, (Mitsubishi), FOR ALT: 110A, ALT-No: A002TC0982 ALT, FOR ALT: 110A, OE-NO 82 00 667 608

TRAFIC (P6, T1, T3, T4, T5, T6, T7)

1.4	03/80-04/89	847700, 847701, C1J700	35	1397	AVX10X1013 AVX10X1025 AVX10X1225	ALT, MTR-CODE: 841 ALT, CH-NO TA, MTR-CODE: 841 ALT, MTR-CODE: 847
1.6	01/83-06/86	841705, A1M707, A1M708	48	1647	AVX10X1013 AVX10X1025 AVX10X1225	ALT, MTR-CODE: 841 ALT, CH-NO TA, MTR-CODE: 841 ALT, MTR-CODE: 847
1.7	06/86-04/89	F1N722	50	1721	5PK847 CT553 CT684 CT553K1 CT684K1	ALT CA, ⇨ 12/1987 CA, 01/1988⇨ CA, ⇨ 01/1988 CA, 01/1988⇨
		F1N724	50	1721	5PK847 CT553 CT684 CT553K1 CT684K1	ALT CA, ⇨ 12/1987 CA, 01/1988⇨ CA, ⇨ 12/1987 CA, 01/1988⇨
2.0	03/80-12/86	829720, 829721	58-63	1995	AVX10X1000 CT647 CT749 CT647K1	ALT CA, ⇨ MTR:NO 376907, MTR-CODE: 829 CA, MTR:NO 376908⇨, MTR-CODE: 829 CA, ⇨ MTR:NO 376907
2.0, 2.0 4x4	06/86-04/89	J5R716, J5R722, J5R726	59	1995	11,9X1013Ld CT749	ALT CA, MTR-CODE: J5R
2.1 D, 2.1 D 4x4	03/80-04/89	852750	43	2068	11,9X1013Ld CT522 CT522K1	ALT CA CA
2.5 D	03/80-04/89	S8U720, S8U722, 8140.61.240	51	2445	AVX10X950 CT731 CT731K1	ALT CA, ⇨ MTR:NO 1307400 CA

TRAFIC (PXX, TXW, TXX)

1.7	05/89-08/94	F1N720, F1N722, F1N724	50	1721	5PK847 CT684 CT684K1	ALT CA CA
1.9 D	06/97-03/01	F8Q606	44	1870	6PK1138 CT935 CT935K1 CT935K2	ALT CA CA CA
2.0, 2.0 [RWD]	05/89-10/97	J5R716, J5R726	59	1995	AVX10X1000	ALT





RENAULT						
TRAFIC (PXX, TXW, TXX)						
↔					CT749	CA
2.1 D, 2.1 D [RWD]	05/89-10/97	852720, 852750, J8S620, J8S758	43-47	2068	11,9X1013Ld 11,9X758Ld CT522 CT522K1	ALT PS CA CA
2.2 4x4	05/89-06/94	J7T780	70	2165	11,9X758Ld AVX10X1000 CT750 CT749K1	PS ALT CA CA, 01/1991 →
2.2, 2.2 4x4	05/89-10/97	J7T600, J7T780	70-74	2165	11,9X1013Ld 11,9X758Ld CT750 CT750K1	ALT PS CA CA
2.5 D, 2.5 D 4x4	05/89-03/01	8140.61.240, 8140.67.2500, 8140.67.2550, 8140.67.2580, S8U720, S8U722, S8U750, S8U752, S8U758	51-55	2499-2499	AVX10X950 CT1038 CT731 CT1038K1 CT731K1	ALT CA, 10/1990 →, MTR-NO 1307401 → CA, →09/1990, →MTR-NO 1307400 CA, MTR-NO 1307401 → CA, →MTR-NO 1307400
TRAFIC II (EL, FL, JL)						
1.9 dCi, 1.9 dCi 80, 1.9 dCi 100	03/01-	F9Q760, F9Q762	59-74	1870	5PK1125 6PK1795 6PK1830 AP9039 AP9043 VD1101 CT1025 CT1025K1 CT1025WP2	ALT, (-AC), (-PTO), ONLY WITH 82 00 386 451 ALT, (AC) ALT, (-AC), (PTO) ALT, (Valeo), FOR ALT: 120A, ALT-No: TG12B017, TG12B071, TG12B096, TG12B110, TG12B123, OE-NO 82 00 690 199, 82 00 538 407 ALT, (Valeo), FOR ALT: 120A, ALT-No: SG12B050, SG12B095, SG12B108, SG12B116, OE-NO 82 00 590 255, 82 00 538 815 (AC) CA, MTR-CODE: F9Q760, F9Q762 CA, MTR-CODE: F9Q760, F9Q762 CA, MTR-CODE: F9Q760, F9Q762
2.0	03/01-	F4R720	88	1998	5PK1125 6PK1795 CT1130	ALT, (-AC) ALT, (AC) CA
2.0 dCi 115, 2.0 dCi 90	08/06-	M9R780, M9R782, M9R786	66-84	1995	7PK1741 7PK1970	ALT, (-AC) ALT, (AC)
2.0, 2.0 16V	03/01-	F4R720, F4R722, F4R820	86-88	1998	6PK1125 6PK1195 CT1130	ALT, (-AC) ALT, (AC) CA
2.5 dCi	08/07-	G9U630	84	2463	AP9047	ALT, (Bosch), FOR ALT: 150A, OE-NO 82 00 660 022
2.5 dCi 135, 2.5 Dti	03/01-	G9U730	99	2463	6PK1153 6PK1795 AP9039 VD1109 CT1046 CT1046K1	ALT, (-AC), (-PTO) ALT, (AC) ALT, (Valeo), FOR ALT: 120A, ALT-No: TG12B017, TG12B071, TG12B096, TG12B110, TG12B123, OE-NO 82 00 690 199, 82 00 538 407 CA CA
2.5 dCi 145, 2.5 dCi 115	08/06-	G9U630	84-107	2464	7PK1113 7PK1795 7PK1795 7PK1834 AP9047 CT1046 CT1046K1	ALT, (-AC), (-PTO) ALT, (AC) ALT, (AC), (PTO), OE-NO 8200833558 ALT, (-AC), (PTO), OE-NO 8200778717 ALT, (Bosch), FOR ALT: 150A, OE-NO 82 00 660 022 CA CA
TWINGO (C06, S06)						
1.2	03/93-10/96	C3G700,	40	1239	AVX10X1150	ALT, WP, (-AC)





ContiTech



RENAULT

TWINGO (C06_, S06_)

		C3G702			4PK1165 5PK900	ALT, WP, (AC) AC
	05/96-	D7F700, D7F701, D7F702, D7F703, D7F704, D7F706	40-44	1149	3PK740 3PK740 4PK1538 4PK735 4PK905 4PK925 5PK1515 5PK880 5PK915 CT915 CT915K1 CT915WP1	ALT, (-AC), 04/2000⇒, MTR-CODE: D7F 702 ALT, MTR-CODE: D7F 703, D7F 704 ALT, (AC), 04/2000⇒, MTR-CODE: D7F 702 ALT, (-AC), ⇒04/2000, MTR-CODE: D7F 702 PS, (-AC), 04/2000⇒ PS, (AC), 04/2000⇒ ALT, (AC), ⇒04/2000, MTR-CODE: D7F 702 PS, (-AC), ⇒04/2000 PS, (AC), ⇒04/2000 CA CA CA
1.2 16V	01/01-	D4F702	44-55	1149	3PK740 4PK925 CT1045 CT1045K1 CT1045WP1	ALT AC CA CA CA

TWINGO (CNO_)

1.2	03/07-	D7F800	43	1149	4PK745 7PK1035 CT915 CT915K1	ALT, (AC) ALT, (AC) CA CA
1.2 16V	03/07-	D4F772	55-56	1149	4PK745 7PK1035 CT1045 CT1045K1	ALT, (-AC) ALT, (AC) CA CA
1.2 TCe 100	02/11-	D4F780	75	1149	4PK745 7PK1035 CT1045 CT1045K1	ALT, (-AC) ALT, (AC) CA CA
1.2 Turbo	03/07-	D4F780, D4F782	74	1149	4PK745 7PK1035 CT1045 CT1045K1 CT1045WP1	ALT, (AC) ALT, (AC) CA CA CA
1.5 dCi	03/07-	K9K740	47	1461	6PK1200 AP9025 AP9025 AP9025 CT1035 CT1035K2	ALT ALT, (Valeo), FOR ALT: 110A, ALT-No: TG11C034, TG11C064 ALT, FOR ALT: 110A, OE-NO 82 00 667 608 ALT, (Mitsubishi), FOR ALT: 110A, ALT-No: A002TC0982 ALT CA
	04/08-	K9K718	62	1461	6PK1200 AP9025 AP9025 AP9025 AP9025 AP9056 AP9056 CT1035 CT1035K2	ALT ALT, FOR ALT: 110A, OE-NO 82 00 667 608, FOR ALT: 125A, OE-NO 82 00 537 415 ALT, (Valeo), FOR ALT: 110A, ALT-No: TG11C034, TG11C064, FOR ALT: 125A, ALT-No: SG12B089, SG12B105 ALT, (Mitsubishi), FOR ALT: 110A, ALT-No: A002TC0982 ALT, (Valeo), FOR ALT: 120A, ALT-No: SG12B038, SG12B103 ALT, FOR ALT: 120A, OE-NO 77 01 477 001 CA CA





RENAULT						
TWINGO (CNO)						
↔						CT1035WP3 CA
1.5 dCi 75, 1.5 dCi 90	10/10-	K9K820, K9K830	55-63	1461		6PK1130 ALT, (-AC) 6PK1200 ALT, (AC) AP9025 ALT, (Valeo), FOR ALT: 110A, ALT-No: TG11C034, TG11C064, FOR ALT: 125A, ALT-No: SG12B089, SG12B105 AP9025 ALT, (Mitsubishi), FOR ALT: 110A, ALT-No: A002TC0982 AP9025 ALT, FOR ALT: 110A, OE-NO 82 00 667 608, FOR ALT: 125A, OE-NO 82 00 537 415
1.6 RS	05/08-	K4M854	98	1598		6PK1200 ALT CT1126 CA
VEL SATIS (BJO)						
2.0 16 V Turbo	04/04-	F4R766, F4R767	125	1998		7PK1795 ALT CT1130 CA, MTR-CODE: F4R766, F4R767 CT1130K2 CA CT1130WP1 CA
2.0 16V Turbo	06/02-	F4R762, F4R763	120	1998		6PK1795 ALT CT1130 CA CT1130K2 CA CT1130WP1 CA
2.0 dCi	08/05-	M9R760, M9R762, M9R763	110-127	1995		7PK1970 ALT
2.0 Turbo	04/05-	F4R867	108	1998		7PK1795 ALT CT1130 CA CT1130K2 CA
2.2 dCi	06/02-	G9T600, G9T606, G9T607, G9T700, G9T702, G9T703	85-110	2188		6PK1780 ALT VD1109 CA CT1046 CA CT1046K1 CA
3.0 dCi	06/02-	P9X701	130	2958		6PK1920 ALT CT1079 CA CT1079K1 CA
	06/06-	P9X715	133	2958		CT1079 CA CT1079K1 CA
3.5	10/04-	V4Y715	170	3498		4PK775 AC 6PK1100 ALT
3.5 V6	06/02-	V4Y701, V4Y711	177	3498		4PK775 AC
						6PK1100 ALT, MTR-CODE: V4Y701
						6PK1105 ALT, MTR-CODE: V4Y711
WIND (E4M)						
1.2, 1.2 TCe 100	07/10-	D4F780, D4F782	74-75	1149		7PK1035 ALT, (AC) 7PK880 ALT, (AC) CT1045 CA CT1045K1 CA
1.6	07/10-	K4M854	98	1598		6PK1200 ALT

ROVER						
100 (XP)						
111, 111 C/L/S	03/90-12/98	11K2D, 11K2A	44	1119		4PK735 ALT 4PK775 ALT, (CARB) CT707 CA CT707K1 CA
114	03/97-10/98	14K4F	75	1396		4PK735 ALT CT708 CA, (MECH-TP) CT974 CA CT708K1 CA, MTR-CODE: 14K4
114 D	10/92-12/94	TUD3	38	1361		AVX10X700 ALT CT710 CA





ROVER

100 (XP)						
↔						CT710K1 CA
114 Gsi, 114 GTI 16V	03/90-12/98	14K4C, 14K4D, 14K4F	69-76	1396	4PK735 CT708 CT708K1	ALT CA, (MECH-TP) CA
114 GTI/GT 16V KAT	03/90-12/98	14K4C, 14K4D	66	1396	4PK735 4PK775 CT707	ALT ALT, (CARB) CA
114,114 S/L/GTA	03/90-12/98	14K2A, 14K2D	55	1396	4PK735 4PK775 CT707 CT707K1	ALT ALT, (CARB) CA CA
115 D	12/94-12/98	TUD5	42	1527	5PK775 5PK962 CT906 CT906K1	ALT ALT, PS CA CA
200 (RF)						
211	01/98-03/00	11K2D	44	1119	5PK1150 5PK1165 5PK736 CT707 CT707K1	ALT, (AC), ↔CH-NO YD471564 ALT, (AC), CH-NO YD471565↔ ALT, (AC) CA, MTR-CODE: 11K2A, 11K2D CA, MTR-CODE: 11K2A, 11K2D
214 i	11/95-03/00	14K2F	55	1396	3PK760 5PK1145 5PK736 CT707 CT708 CT974 CT707K1	PS ALT, AC ALT CA, ENGINE: 8V CA, ENGINE: 16V, ↔MTR-NO 14K4FK76646037, 14K4FF77655217, 16K4FK79654922, 16K4FK80655076 CA, ENGINE: 16V, MTR-NO 14K4FK76646038↔, 14K4FF77655218↔, 16K4FK79654923↔, 16K4FK80655077↔ CA
214 Si	11/95-03/00	14K4F	76	1396	3PK750 5PK1145 5PK736 CT707 CT708 CT974 CT708K1 CT974K1	PS ALT, AC ALT CA, ENGINE: 8V CA, ENGINE: 16V, ↔MTR-NO 14K4FK76646037, 14K4FF77655217, 16K4FK79654922, 16K4FK80655076 CA, ENGINE: 16V, MTR-NO 14K4FK76646038↔, 14K4FF77655218↔, 16K4FK79654923↔, 16K4FK80655077↔ CA, ENGINE: 16V, ↔MTR-NO 14K4FK76646037, 14K4FF77655217, 16K4FK79654922, 16K4FK80655076 CA, ENGINE: 16V, MTR-NO 14K4FK76646038↔, 14K4FF77655218↔, 16K4FK79654923↔, 16K4FK80655077↔
216 Si	11/95-03/00	16K4F	82	1588	3PK750 5PK1145 5PK736 CT707 CT708 CT974 CT708K1 CT974K1	PS ALT, AC ALT CA, ENGINE: 8V CA, ENGINE: 16V, (MECH-TP), ↔MTR-NO 16K4FK79654922, 16K4FK80655076, ↔08/1998 CA, ENGINE: 16V, (AUTOM-TP), MTR-NO 16K4FK79654923↔, 16K4FK80655077↔, 09/1998↔ CA, (MECH-TP), ↔08/1998 CA, (AUTOM-TP), 09/1998↔
218 K Vi	11/95-03/00	18K4K	107	1796	3PK750	PS



ROVER



ROVER

200 (RF)

					5PK1145 5PK736 CT1112 CT929 CT929K2	ALT, AC ALT CA CA CA
220 D/SD, 220 Sdi	11/95-03/00	20T2N, 20T2R	63-77	1994	6PK1185 6PK1460 CT1041 CT1042 CT950 CT954 CT1041K1 CT1042K1 CT950K1 CT954K1	ALT, (AC) ALT, (AC) CA, CH-NO YD471565⇔ INJP, CH-NO YD471565⇔ INJP, ⇔CH-NO YD471564 CA, ⇔CH-NO YD471564 CA, CH-NO YD471565⇔, MTR-NO 8368⇔ INJP, CH-NO YD471565⇔, MTR-NO 8368⇔ INJP, ⇔CH-NO YD471564 CA, ⇔CH-NO YD471564

200 (XH)

213 S	09/85-09/89	EV2	54	1342	3PK735 3PK750 3PK760 CT546 CT546K1	ALT, (AC), ⇔MTR-NO EV21240801 ALT, (AC) ALT, (AC), MTR-NO EV21240802⇔ CA CA
216	03/85-09/89	16H	61	1598	4PK735 4PK760 4PK925	ALT, MTR-NO A54A104747⇔, A55A101324⇔, A56A100144⇔, B08A101310⇔ ALT, ⇔MTR-NO A54A104746, A55A101323, A56A100143, B08A101309 ALT, AC
216 Vitesse	03/85-09/89	16H	75	1598	4PK735 4PK760 4PK925	ALT, (AC), MTR-NO A54A104747⇔, A55A101324⇔, A56A100144⇔, B08A101310⇔ ALT, (AC), ⇔MTR-NO A54A104746, A55A101323, A56A100143, B08A101309 ALT, (AC)

200 (XW)

214	09/93-10/95	14K2A, 14K2D	55	1396	3PK750 4PK735 5PK1145 CT707 CT708 CT707K1	PS ALT, (AC) ALT, (AC) CA, ENGINE: 8V CA, ENGINE: 16V CA
214 GSi/Si, 214 Si/Gsi	10/89-10/95	14K4C, 14K4D, 14K4F	66-76	1396	3PK750 4PK735 5PK1145 CT707 CT708 CT708K1	PS ALT, (AC) ALT, (AC) CA, ENGINE: 8V CA, ENGINE: 16V CA
216 GSi	10/89-10/95	D16Z2	82	1590	AVX10X888 AVX10X935 3PK760 3PK785 4PK810 4PK875 CT763 CT773 CT763K1	PS, ENGINE: SOHC PS, ENGINE: DOHC ALT, ⇔CH-NO 605481 ALT, CH-NO 605482⇔ AC, 10/1992⇔ AC, ⇔10/1992 CA, ENGINE: SOHC CA, ENGINE: DOHC CA, ENGINE: SOHC
		D16A7	85	1590	AVX10X888 AVX10X935 3PK760 3PK785 4PK810 4PK875 CT763 CT773	PS, ENGINE: SOHC PS, ENGINE: DOHC ALT, ⇔CH-NO 605481 ALT, CH-NO 605482⇔ AC, 10/1992⇔ AC, ⇔10/1992 CA, ENGINE: SOHC CA, ENGINE: DOHC



ContiTech



ROVER

200 (XW)						
↔ 216, 216 Gti	09/90-06/99	D16A8	90	1590	AVX10X888 AVX10X935 3PK760 3PK785 4PK810 4PK875 CT763 CT773 CT773K1	PS, ENGINE: SOHC PS, ENGINE: DOHC ALT, ⇨ CH-NO 605481 ALT, CH-NO 605482⇨ AC, 10/1992⇨ AC, ⇨ 10/1992 CA, ENGINE: SOHC CA, ENGINE: DOHC CA
218 D	09/91-10/95		52	1905	AVX10X505 AVX10X715 5PK698 CT1061 CT1061K1 CT1061K2	VACP PS ALT CA CA, ⇨ 10/1992 CA, 11/1992⇨, MTR-CODE: D9B
218 TD	09/91-10/95	XUD7TE	65	1769	AVX10X505 AVX10X715 5PK698 CT1061 CT1061K1 CT1061K2	VACP PS ALT CA CA, ⇨ 10/1992 CA, 11/1992⇨
220 Gsi, 220 Gti, 220 Turbo	01/93-06/99	20T4G, 20T4H	100-147	1994	5PK1165 6PK1448 CT803 CT803K1	ALT ALT, AC CA CA
220 Gti, 220 Turbo	09/91-06/99	20M4F, 20T4G	103-147	1994	5PK1145 5PK1165 6PK1448 CT543 CT803 CT803K1	ALT, ⇨ 10/1992 ALT, 10/1992⇨ ALT, AC CA, ⇨ 10/1992 CA, 10/1992⇨ CA
2000-3500 (SD1)						
2000	10/82-10/86		74	1994	AVX10X1100 AVX10X925	PS ALT
2600, 2600 S	09/77-10/86	12C, 13C	93-99	2597	AVX10X935 AVX10X975 AVX13X1075 CT698	ALT PS AC CA
3500	06/76-10/86	39A, 38A	115	3528	AVX10X1125 AVX13X1075 AVX13X1175 AVX13X850	ALT, (AC) AC ALT PS
3500 Vitesse	10/82-10/86	31A, 30A	142	3528	AVX10X1125 AVX13X1175 AVX13X850	ALT ALT, AC PS
25 (RF)						
1.1 16V	01/04-05/05	11K4F	55	1119	3PK750 5PK1145 5PK1165 5PK736 CT974 CT974K1	PS ALT, (AC), ⇨ CH-NO YD471564 ALT, (AC), CH-NO YD471565⇨ ALT, (AC) CA CA
1.4 16V	10/99-05/05	14K4M	62	1396	3PK750 5PK1145 5PK1165 5PK736 CT708 CT974 CT708K1 CT974K1	PS ALT, AC, ⇨ CH-NO YD471564 ALT, AC, CH-NO YD471565⇨ ALT, (AC) CA, (MECH-TP) CA, (AUTOM-TP) CA CA, (AUTOM-TP)
		14K4F	76	1396	3PK750	PS





ROVER

25 (RF)

					5PK1145 5PK1165 5PK736 CT708 CT974 CT708K1 CT974K1	ALT, (AC), ⇨CH-NO YD471564 ALT, (AC), CH-NO YD471565⇨ ALT, (-AC) CA, (MECH-TP) CA, (AUTOM-TP) CA, (MECH-TP) CA, (AUTOM-TP)
1.6 16V	10/99-05/05	16K4F	80	1588	3PK750 5PK1145 5PK1165 5PK736 CT708 CT974 CT708K1 CT974K1	PS ALT, (AC), ⇨CH-NO YD471564 ALT, (AC), CH-NO YD471565⇨ ALT, (-AC) CA, (MECH-TP), ⇨MTR-NO 16K4FL34-149202 CA, (AUTOM-TP), MTR-NO 16K4FL34-149203⇨ CA, (MECH-TP), ⇨MTR-NO 16K4FL34-149202 CA, (AUTOM-TP), MTR-NO 16K4FL34-149203⇨
1.8 16V	10/99-05/05	18K4F	85	1796	3PK750 5PK1145 5PK1165 5PK736 CT708 CT974 CT708K1 CT974K1	PS ALT, (AC), ⇨CH-NO YD471564 ALT, (AC), CH-NO YD471565⇨ ALT, (-AC) CA, (MECH-TP), ⇨MTR-NO 16K4FL34-149202 CA, (AUTOM-TP), MTR-NO 16K4FL34-149203⇨ CA, (MECH-TP), ⇨MTR-NO 16K4FL34-149202 CA, (AUTOM-TP), MTR-NO 16K4FL34-149203⇨
	02/00-05/05	18K4K	107	1796	3PK750 5PK1145 5PK736 CT1112 CT929 CT929K2	PS ALT, AC ALT CA CA CA
2.0 iDT	10/99-05/05	20T2N	74	1994	6PK1185 6PK1460 CT1041 CT1042 CT950 CT954 CT1041K1 CT1042K1 CT950K1 CT954K1	ALT, (AC) ALT, (AC) CA, CH-NO YD471565⇨ INJP, CH-NO YD471565⇨ INJP, ⇨CH-NO YD471564 CA, ⇨CH-NO YD471564 CA, CH-NO YD471565⇨, MTR-NO 8368⇨ INJP, CH-NO YD471565⇨, MTR-NO 8368⇨ INJP, ⇨CH-NO YD471564 CA, ⇨CH-NO YD471564
400 (RT)						
414	03/96-12/97	14K2F	55	1396	3PK750 5PK1145 5PK1200 5PK736 CT707	PS ALT, (AC), ⇨CH-NO YD471063 ALT, (AC), CH-NO YD471564⇨ ALT, (-AC) CA
414 Si	05/95-03/00	14K4F	76	1396	3PK750 4PK735 5PK1145 5PK1200 5PK736 CT708 CT974 CT708K1 CT974K1	PS ALT, (AC), ⇨02/1996 ALT, (AC), ⇨CH-NO YD471063 ALT, (AC), CH-NO YD471064⇨ ALT, (-AC), 03/1996⇨ CA, ⇨CH-NO 646036, 655216 CA, CH-NO 646037, 655217⇨ CA, ⇨CH-NO 646036, 655216 CA, CH-NO 646037, 655217⇨
416 Si	05/95-03/00	16K4F	82	1588	3PK760 5PK1145 5PK736 CT708 CT763 CT974	PS ALT, AC ALT CA, MTR-CODE: 16K4F, ⇨MTR-NO 79654922, ⇨08/1998, (MANL-TP) CA, (AUTOM) CA, MTR-CODE: 16K4F, MTR-NO 79654923⇨,





ContiTech



ROVER

ROVER

400 (RT)						
		D16Y2	83	1590	CT708K1 09/1998⇔, (AUTOM-TP) CA, MTR-CODE: 16K4F, ⇔MTR-NO 79654922, ⇔08/1998, (MANL-TP)	
					CT974K1 CA, MTR-CODE: 16K4F, MTR-NO 79654923⇔, (AUTOM-TP), 09/1998⇔	
420 D, 420 Di	05/95-03/00	20T2R, 20T2N	63-77	1994	4PK760 ALT, ⇔CH-NO AD605481	
					4PK785 ALT, CH-NO AD605482⇔	
					4PK795 AC, ⇔CH-NO AD250028	
					4PK810 PS, ⇔CH-NO AD250028	
					4PK825 AC, CH-NO AD250029⇔	
					4PK870 PS, CH-NO AD250029⇔	
					CT708 CA	
					CT763 CA, (AUTOM)	
					CT862 CA, MTR-CODE: D16B2	
					CT863 CA, MTR-CODE: D16B2, OE-NO LHN100690	
CT862K1 CA, MTR-CODE: D16B2						
420 Si Lux	12/95-03/00	20T4H	100	1994	6PK1185 ALT, (-AC)	
					6PK1460 ALT, (AC)	
					CT1041 CA, CH-NO YD471064⇔	
					CT1042 INJP, CH-NO YD471064⇔	
					CT950 INJP, ⇔CH-NO YD471063	
					CT954 CA, ⇔CH-NO YD471063	
					CT1041K1 CA, CH-NO YD471064⇔, MTR-NO 9370⇔	
					CT1042K1 INJP, CH-NO YD471064⇔, MTR-NO 9370⇔	
					CT950K1 INJP, ⇔CH-NO YD471063	
					CT954K1 CA, ⇔CH-NO YD471063	
400 (XW)	1.6 i	05/94-11/98	D16Z2	82	1590	3PK750 PS
						3PK760 ALT, ⇔CH-NO 605481
						3PK785 ALT, CH-NO 605482⇔
						3PK815 AC
						CT763 CA
		CT708K1 CA				
		05/94-11/98	D16A8	90	1590	3PK750 PS
						3PK760 ALT, ⇔CH-NO 605481
						3PK785 ALT, CH-NO 605482⇔
						4PK810 AC
CT773 CA						
CT773K1 CA						
1.8 i	06/96-11/98	18K4K	107	1796	3PK750 PS	
					5PK1145 ALT, AC	
					5PK736 ALT	
					CT1112 CA	
					CT929 CA	
CT929K2 CA						
1.8 TD	09/93-11/98	XUD7TE	65	1769	AVX10X505 VACP	
					AVX10X715 PS	
					5PK698 ALT	
					CT1061 CA	
CT1061K2 CA						
2.0 i	05/94-11/98	20T4H	100	1994	5PK1165 ALT, ⇔12/1995	
					6PK1448 ALT, AC, ⇔12/1995	
					CT803 CA	
					CT803K1 CA	
414, 414 GSI/SI, 414 GSI/ SI KAT	04/90-04/95	14K4C, 14K4D, 14K4F	66-76	1396	3PK750 PS	
					4PK750 ALT, (-AC)	





ROVER					
400 (XW)					
416 GSI	04/90-04/95	D16Z2	82	1590	5PK1150 ALT, (AC) CT708 CA CT708K1 CA
416 GSI/GSE	04/90-04/95	D16A7	85	1590	AVX10X935 PS, ENGINE: DOHC 3PK760 ALT, ⇨CH-NO 605481 3PK785 ALT, CH-NO 605482⇨ 4PK810 AC, 10/1992⇨ 4PK875 AC, ⇨10/1992 CT763 CA, ENGINE: SOHC CT773 CA, ENGINE: DOHC CT763K1 CA, ENGINE: SOHC
416 GTI	04/90-04/95	D16A8	90	1590	CT763 CA CT763K1 CA, MTR-CODE: D16Z2
416 GTI/GTE	04/90-04/95	D16A9	96	1590	AVX10X940 PS 3PK765 ALT, ⇨CH-NO AD605481 3PK785 ALT, CH-NO AD605482⇨ 4PK815 AC, 10/1992⇨ 4PK870 AC, ⇨09/1992 CT773 CA CT773K1 CA
418 D	09/91-04/95		49	1905	AVX10X505 VACP AVX10X715 PS 5PK698 ALT CT1061 CA CT1061K1 CA, ⇨10/1992 CT1061K2 CA, 11/1992⇨, MTR-CODE: D9B CT1061WP2 CA, ⇨10/1992
418 TD	09/91-04/95	XUD7TE	65	1769	AVX10X505 VACP AVX10X715 PS 5PK698 ALT CT1061 CA CT1061K1 CA, ⇨10/1992 CT1061K2 CA, 11/1992⇨ CT1061WP2 CA, ⇨10/1992
420 GSI/SLI/GTI/Vite, 420 Turbo	01/93-04/95	20T4G, 20T4H	100-147	1994	5PK1165 ALT 6PK1448 ALT, AC CT803 CA CT803K1 CA
420 GTI/GSI/Vitesse	02/92-04/95	20M4F	103	1994	5PK1145 ALT, ⇨10/1992 5PK1165 ALT, 10/1992⇨ 6PK1448 ALT, AC CT543 CA, ⇨10/1992 CT803 CA, 10/1992⇨ CT803K1 CA
45 (RT)					
1.4	02/00-05/05	14K4F	76	1396	3PK750 PS 5PK1145 ALT, (AC), ⇨CH-NO YD471564 5PK1165 ALT, (AC), CH-NO YD471565⇨ 5PK736 ALT, (-AC) CT708 CA, (MECH-TP) CT974 CA, (AUTOM-TP) CT708K1 CA, (MECH-TP) CT974K1 CA, (AUTOM-TP)

ROVER



ContiTech



ROVER

45 (RT)						
↔ 1.6	02/00-05/05	16K4F	80	1588	3PK750 5PK1145 5PK1165 5PK736 CT708 CT974 CT708K1 CT974K1	PS ALT, (AC), ↔CH-NO YD471564 ALT, (AC), CH-NO YD471565↔ ALT, (AC) CA, (MECH-TP) CA, (AUTOM-TP) CA, (MECH-TP) CA, (AUTOM-TP)
1.8	02/00-05/05	18K4F	86	1796	3PK750 5PK1145 5PK1165 5PK736 CT974 CT974K1	PS ALT, (AC), ↔CH-NO YD471564 ALT, (AC), CH-NO YD471565↔ ALT, (AC) CA, (AUTOM-TP) CA, (AUTOM-TP)
2.0 iDT	02/00-05/05	20T2N	74	1994	6PK1185 6PK1460 CT1041 CT1042 CT950 CT954 CT1041K1 CT1042K1 CT950K1 CT954K1	ALT, (AC) ALT, (AC) CA, CH-NO YD471064↔ INJP, CH-NO YD471064↔ INJP, ↔CH-NO YD471063 CA, ↔CH-NO YD471063 CA, CH-NO YD471064↔, MTR-NO 9370↔ INJP, CH-NO YD471064↔, MTR-NO 9370↔ INJP, ↔CH-NO YD471063 CA, ↔CH-NO YD471063
2.0 V6	02/00-05/05	20K4F	110	1997	6PK1285 6PK1560 CT1096 CT1097 CT1096K1	ALT, (AC) ALT, (AC) CA CA, 2x CA
600 (RH)						
618 i/Si	03/96-02/99	F18A3	85	1850	4PK1070 5PK1100 5PK962 CT799 CT800 CT799K1 CT800K1	PS ALT, AC ALT CA BS CA BS
620 i, 620 Si	08/93-02/99	F20Z1, F20Z2	85-96	1997	4PK1070 5PK1100 5PK950 CT799 CT800 CT799K1 CT800K1	PS ALT, (AC) ALT, (AC) CA BS CA BS
620 Sdi	12/94-02/99	20T2N	77	1994	6PK1180 6PK1460 CT950 CT954 CT950K1 CT954K1	ALT, 01/1995↔ ALT, AC, 01/1995↔ INJP CA INJP CA
620 Ti Vitesse	07/94-02/99	20T4G	147	1994	5PK1165 6PK1448 CT803 CT803K1	ALT ALT, AC CA CA
623 Si	08/93-02/99	H23A3	116	2259	4PK1070 5PK1110 5PK950 CT800 CT804 CT800K1	PS ALT, (AC) ALT, (AC) BS CA BS



ROVER



ROVER

75 (RJ)

↔ 1.8, 1.8 Turbo	02/99-05/05	18K4G, K1.8,	88-110	1796	3PK735 5PK1145 5PK1200 5PK736 CT974 CT974K1	PS ALT, AC, OE-NO GMB51145 ALT, AC, OE-NO GMB51202 ALT, (AC) CA CA
2.0 CDT, 2.0 CDTi	02/99-05/05	204D2, M47R	85-96	1950-1951	5PK2030 5PK875 VD1087	ALT AC
2.0 V6	02/99-05/05	20K4F	110	1997	6PK1285 6PK1560 CT1096 CT1097 CT1096K1	ALT, (AC) ALT, (AC) CA CA, 2x CA
2.5 V6	02/99-05/05	KV6, 25K4F	129-130	2497	6PK1285 6PK1560 CT1096 CT1097 CT1096K1	ALT, (AC) ALT, (AC) CA CA, 2x CA

800 (XS)

820 16 V I/SI	10/86-10/88	20HD	103	1994	5PK1165 5PK1200 5PK638 CT543 CT806	ALT, (AC) ALT, (AC) PS CA, ENGINE: 16V CA, ENGINE: 8V
820 16V Turbo	01/92-02/99	T16	132	1996	5PK1165 6PK1413 CT803	ALT ALT, AC CA
820 I/Si	10/88-12/91	20HD	103	1994	5PK1200 5PK638 6PK1448 CT543 CT806	ALT, (AC) PS, MTR-CODE: 20HC ALT, (AC) CA, ENGINE: 16V CA, ENGINE: 8V
820 I/SI	01/92-02/99	20T4H	100	1996	5PK1165 6PK1413 CT803 CT803K1	ALT ALT, AC CA CA
820 SI	10/88-12/91	20HDM16	98	1994	5PK1200 5PK638 6PK1448 CT543 CT806	ALT, (AC) PS ALT, (AC) CA, ENGINE: 16V CA, ENGINE: 8V
820e	10/86-10/91	20HS	88	1994	5PK1165 5PK1200 5PK638 6PK1448 CT543 CT806	ALT, (AC), →10/1988 ALT, (AC) PS ALT, (AC), 10/1988→ CA, ENGINE: 16V CA, ENGINE: 8V
825 D/SD	01/90-02/99	4924SHIRG, 425SL1RR	87	2500	AVX10X740 5PK1500 5PK1788	ALT ALT, (AC) ALT, (AC)
825 Si, 825 Si Lux	04/96-02/99	25K4F	129	2497	6PK1285 6PK1560 CT1096 CT1097 CT1096K1	ALT, (AC) ALT, (AC) CA CA, 2x CA
825 Si/Sterling, 825 Si/Sterling KAT	10/86-12/91	C25A1, C25A2	110-123	2494	AVX10X1050 3PK1080 4PK910 CT814	PS ALT AC CA
827 24V, 827 24V I/SI	02/88-02/99	C27A1, C27A2	124-	2675	AVX10X1075	PS

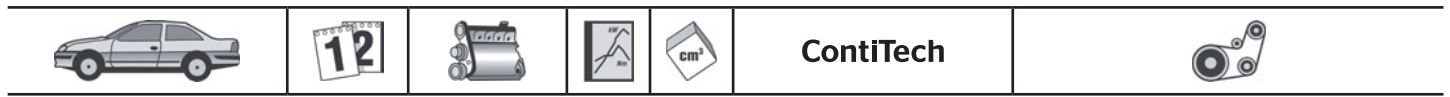




ROVER

800 (XS)					
↔ KAT, 827 SI/Sterling, 827 SI/Sterling KAT, 827 Vitesse KAT, 827 Vitesse/ SLI			130		3PK1080 ALT 4PK910 AC CT814 CA
CABRIOLET (XW)					
1.6	04/90-02/96	D16Z2	82	1590	AVX10X888 PS 3PK765 ALT, ⇨CH-NO AD 605481 3PK785 ALT, CH-NO AD 605482⇨ 4PK815 AC CT763 CA CT763K1 CA
214 1.4, 14 1.4i 16V	04/90-11/99	14K4C, 14K4D, 14K4F	66-76	1396	3PK750 PS 4PK735 ALT, (AC) 5PK1145 ALT, (AC) CT707 CA, ENGINE: 8V CT708 CA, ENGINE: 16V CT708K1 CA
216 1.6i	01/92-11/99	D16A8	90	1590	AVX10X935 PS, ⇨12/1996 3PK760 ALT, ⇨CH-NO AD605481 3PK785 ALT, CH-NO AD605481⇨, ⇨12/1996 4PK810 AC, 10/1992⇨, ⇨12/1996 4PK875 AC, ⇨09/1992 CT708 CA, 01/1995⇨, ENGINE: DOHC, (K-SERIES-ENGINE) CT773 CA, ENGINE: DOHC, (HONDA-ENGINE) CT773K1 CA
216 1.6i 16V	01/96-11/99	16K4F	82	1588	3PK750 PS 3PK760 ALT, ⇨CH-NO AD605481, ⇨02/1996 3PK785 ALT, CH-NO AD605482⇨, ⇨02/1996 4PK810 AC, ⇨02/1996 5PK1145 ALT, (AC), 03/1996⇨ 5PK736 ALT, (AC), 03/1996⇨ CT707 CA, ENGINE: 8V CT708 CA, ENGINE: 16V, (MECH-TP), ⇨MTR-NO 16K4FK79654922, 16K4FK80655076, ⇨08/1998 CT974 CA, ENGINE: 16V, (AUTOM-TP), MTR-NO 16K4FK79654923⇨, 16K4FK80655077⇨, 09/1998⇨ CT708K1 CA, (MECH-TP), ⇨08/1998 CT974K1 CA, (AUTOM-TP), 09/1998⇨
COUPE					
1.6 16 V	03/96-11/99	16K4F	82	1588	3PK750 PS 5PK1145 ALT, (AC) 5PK736 ALT, (AC) CT708 CA, (MECH-TP) CT708K1 CA, (MECH-TP)
1.8 16 V	03/96-11/99	18K4K	107	1795	3PK750 PS 5PK1145 ALT, AC 5PK736 ALT CT1112 CA CT929 CA CT929K2 CA
MAESTRO					
2.0 D, 2.0 TD	09/90-01/95	BB	44-60	1994	CT721 CA
MINI MK I (XN)					
1000	01/92-06/93	99HD81	30	999	AVX10X825 ALT
1300	01/91-11/00	12A2A, 12A2B, 12A2D, 12A2E, 12A2L	37-46	1273	AVX10X813 ALT, (AUTOM) AVX10X825 ALT AVX10X838 ALT, (MANL)
MONTEGO (XE)					
2.0 D Turbo	10/88-10/95	BB	60	1996	AVX10X925 ALT, PULLEY-Ø 68 mm





ROVER						
MONTEGO (XE)						
					AVX10X940 5PK790 CT721	ALT, PULLEY-Ø 83 mm PS CA
2.0 GTi	10/88-10/91	20H	86	1994	AVX10X750 4PK890 5PK890 CT718 CT718K2	PS ALT, ⇨06/1991 ALT, 07/1991⇨ CA CA
2.0 GTi/LXI	12/90-12/93	20H	75	1996	AVX10X700 AVX10X750 4PK890 5PK1000 CT718 CT718K2	PS, MTR-CODE: A30,A50,A51, A88,B69 PS, MTR-CODE: A32,B43,B49,B55, B59,B60,B63,B78 ALT ALT CA CA
2.0 Turbo-D	01/93-12/93	BB	60	1996	AVX10X925 AVX10X935 5PK790 CT721	ALT, Ø 68 mm ALT, Ø 83 mm PS CA
STREETWISE						
1.4	08/03-05/05	14K4F, 14K4M	62-76	1396	3PK750 5PK1145 5PK1165 5PK736 CT708 CT974 CT708K1 CT974K1	PS ALT, (AC), ⇨CH-NO YD471564 ALT, (AC), CH-NO YD471565⇨ ALT, (AC) CA, (MECH-TP) CA, (AUTOM-TP) CA, (MECH-TP) CA, (AUTOM-TP)
2.0 TD	08/03-05/05	20T2N	74	1994	6PK1185 6PK1460 CT1041 CT1042 CT950 CT954 CT1041K1 CT1042K1 CT950K1 CT954K1	ALT, (AC) ALT, (AC) CA, CH-NO YD471565⇨ INJP, CH-NO YD471565⇨ INJP, ⇨CH-NO YD471564 CA, ⇨CH-NO YD471564 CA, CH-NO YD471565⇨, MTR-NO 8368⇨ INJP, CH-NO YD471565⇨, MTR-NO 8368⇨ INJP, ⇨CH-NO YD471564 CA, ⇨CH-NO YD471564
SAAB						
90						
2.0	08/84-08/87	B20I	74	1985	AVX10X975	ALT
900 I (AC4, AM4)						
2.0 -16, 2.0 Turbo, 2.0 Turbo-16	10/80-07/98	B20I, B20IS, B202XL, BSI20	93-118	1985	AVX10X1175 AVX10X825 AVX10X975 AVX13X1175 AVX13X1200	PS, ⇨CH-NO J3040028 PS, CH-NO J3040029⇨ ALT, 2X AC, CH-NO G2024752⇨ AC, ⇨CH-NO G2024751
2.0 c	09/78-08/84	B20T, BT20	79	1985	AVX10X1175 AVX10X1250 AVX10X825 AVX10X975 AVX13X1175 AVX13X1200	PS, CH-NO C1022812⇨, C2008120⇨, C3007693⇨, C6002219⇨ PS, ⇨CH-NO C1022811, C2008119, C3007692, C6002218 PS, CH-NO K3010694⇨, K7015708⇨ ALT AC, CH-NO G3014892⇨, H7004142⇨ AC, ⇨CH-NO G2024751, G3014891, H7004141
2.0 c, 2.0 i	09/79-08/90	B20, B201XC, B201XI, BI20	74-85	1985	AVX10X1175 AVX10X1250 AVX10X825 AVX10X975	PS, CH-NO C1022812⇨, C2008120⇨, C3007693⇨, C6002219⇨ PS, ⇨CH-NO C1022811, C2008119, C3007692, C6002218 PS, CH-NO K3010694⇨, K7015708⇨ ALT, ⇨08/1984





SAAB

SAAB

900 I (AC4, AM4)

					∞	AVX10X975	ALT, 2X, 09/1984⇔
					∞	AVX13X1175	AC, CH-NO G3014892⇔, H7004142⇔
					∞	AVX13X1200	AC, ⇔CH-NO G2024751, G3014891, H7004141
2.0 i	09/85-08/90	B201	81	1985	∞	AVX10X1175	PS, CH-NO C1022812⇔, C2008120⇔, C3007693⇔, C6002219⇔
					∞	AVX10X1250	PS, ⇔CH-NO C1022811, C2008119, C3007692, C6002218
					∞	AVX10X825	PS, CH-NO K3010694⇔, K7015708⇔
					∞	AVX10X975	ALT, 2X
					∞	AVX13X1175	AC, CH-NO G3014892⇔, H7004142⇔
					∞	AVX13X1200	AC, ⇔CH-NO G2024751, G3014891, H7004141
2.0 S Turbo-16	07/91-06/94	B202S	104	1985	∞	AVX10X1175	PS, ⇔CH-NO K3010693
					∞	AVX10X1250	PS, ⇔CH-NO C6002218
					∞	AVX10X825	PS, CH-NO K3010694⇔
					∞	AVX10X975	ALT, 2X
					∞	AVX13X1175	AC, CH-NO G2024752⇔
					∞	AVX13X1200	AC, ⇔CH-NO G2024751
2.0 Turbo	09/78-07/85	B201S, BSI20	107	1985	∞	AVX10X1175	PS, ⇔CH-NO K3010693
					∞	AVX10X1250	PS, ⇔12/1981, 01/1982⇔, ⇔CH-NO C6002218
					∞	AVX10X825	PS, CH-NO K3010694⇔
					∞	AVX10X975	ALT, 12/1983⇔, ⇔01/1984, 2X
					∞	AVX13X1175	AC, CH-NO G2024752⇔
					∞	AVX13X1200	AC, ⇔CH-NO G2024751
2.0 Turbo, 2.0 Turbo-16, 2.0 Turbo-16 S, 2.0 Turbo-16 S KAT	01/84-12/93	B201XL, 2.0 Turbo-16 S KAT	103-129	1985	∞	AVX10X1175	PS, ⇔CH-NO K3010693, CH-NO C1022812⇔
					∞	AVX10X1250	PS, ⇔CH-NO C6002218
					∞	AVX10X825	PS, CH-NO K3010694⇔
					∞	AVX10X975	ALT, 2X
					∞	AVX13X1175	AC, CH-NO G2024752⇔
					∞	AVX13X1200	AC, ⇔CH-NO G2024751
2.0 Turbo-16, 2.0 Turbo-16 S, 2.0 Turbo-16 S KAT	02/84-06/94	B202L, B202XL	125-132	1985	∞	AVX10X1175	PS, ⇔CH-NO J3040028
					∞	AVX10X825	PS, CH-NO J3040029⇔
					∞	AVX10X975	ALT, 2X
					∞	AVX13X1175	AC, CH-NO G2024752⇔
					∞	AVX13X1200	AC, ⇔CH-NO G2024751
2.0, 2.0-16	10/87-12/93	B202I	93-98	1985	∞	AVX10X1175	PS, ⇔CH-NO K3010693, CH-NO C1022812⇔
					∞	AVX10X1250	PS, ⇔CH-NO C6002218
					∞	AVX10X825	PS, CH-NO K3010694⇔
					∞	AVX10X975	ALT, 2X
					∞	AVX13X1175	AC, CH-NO G2024752⇔
					∞	AVX13X1200	AC, ⇔CH-NO G2024751
2.1-16	08/90-06/94	B212I	100	2119	∞	AVX10X1175	PS, ⇔CH-NO J3040028
					∞	AVX10X825	PS, CH-NO J3040029⇔
					∞	AVX10X975	ALT, 2X
					∞	AVX13X1175	AC, CH-NO G2024752⇔
					∞	AVX13X1200	AC, ⇔CH-NO G2024751

900 II

2.0-16 Turbo	07/93-02/98	B204L	136	1985	∞	6PK2013	ALT
					∞	6PK2625	ALT, AC
2.0 i	07/93-02/98	B204I, B206I	96-98	1985	∞	6PK2013	ALT, (AC)
					∞	6PK2625	ALT, (AC)
2.3-16	07/93-02/98	B234I	110	2290	∞	6PK2013	ALT
					∞	6PK2625	ALT, AC
2.5-24 V6	07/93-02/98	B258I	125	2498	∞	6PK1900	ALT
					∞	6PK2310	ALT, AC
					🔧	CT884	CA
					🔧	CT884K1	CA

9000

2.0-16 CD, 2.0-16 CS, 2.0-16 Turbo CD, 2.0-16 Turbo CS	09/88-12/98	B202I, B202L, B204I	94-136	1985	∞	AVX13X1275	AC
					∞	6PK2330	ALT
					∞	6PK2550	ALT, AC
2.0-16 Turbo	06/89-12/92	B202	127	1985	∞	AVX13X1275	AC





SAAB						
9000						
2.0 -16 Turbo CD	09/92-12/98	B202S, B204E	108	1985	∞	5PK1610 ALT
	09/88-08/93	B202XL	120	1985	∞	AVX13X1275 AC 5PK1610 ALT, PS
2.0 -16, 2.0 -16 CD, 2.0 -16 ND Turbo, 2.0 -16 Turbo	09/84-12/98	B202S, B202XL, B204E, B204S	92-129	1985	∞	AVX13X1275 AC 5PK1610 ALT, PS
	04/85-01/93	B202I, B202XL	94-129	1985	∞	6PK2330 ALT 6PK2550 ALT, AC
2.3 -16 Aero CS, 2.3 -16 CD Turbo, 2.3 -16 CDE, 2.3 -16 CDE Eco-Power, 2.3 -16 Turbo CSE	07/90-12/98	B234E, B234I, B234L, B234R	108-165	2290	∞	6PK2330 ALT 6PK2550 ALT, AC
	08/89-12/98	B234I, B234L	107-143	2290	∞	AVX13X1275 AC 6PK2330 ALT 6PK2550 ALT, AC
3.0 -24 V6 CD/CDE, 3.0 -24 V6 CS/CSE	07/94-12/98	B308I	155	2962	∞	6PK1893 ALT, PS
					∞	6PK2225 ALT, PS, AC
					▲▲▲	CT884 CA, ⇨08/1998
					▲▲▲	CT990 CA, 09/1998⇨
9-3 (YS3D)						
2.0 i, 2.0 SE Turbo, 2.0 Turbo	02/98-08/03	B204E, B204I, B204L, B204R, B205E, B205L, B205R	96-151	1985	∞	6PK1800 ALT, (AC)
					∞	6PK2345 ALT, AC
2.2 TiD	02/98-09/02	X22DTH, D223L	85-92	2171	∞	6PK1800 ALT, (AC)
			85-92	2171	⊙	VD1031 ALT, (AC)
2.3 i, 2.3 Turbo	02/98-08/03	B234I, B235R	110-165	2290	∞	6PK1800 ALT, (AC)
					∞	6PK2345 ALT, AC
9-3 (YS3F)						
1.8t, 1.8t BioPower	09/02-	B207E, B207L	110-129	1998	∞	5PK1030 ALT
1.8 i	01/04-	Z18XE	90	1796	∞	5PK1240 ALT, (AC)
					▲▲▲	CT975 CA
					▲▲▲	CT975K3 CA
1.8 t BioPower	01/07-	B207E	110	1998	∞	5PK1030 ALT
1.9 TiD	09/04-	Z19DT, Z19DTJ	88	1910	∞	6PK1400 ALT, CH-NO 51024444⇨, ⇨CH-NO 71145525
					∞	6PK1413 ALT, ⇨CH-NO 5102443
					⊙	AP9017 ALT, (Denso), FOR ALT: 130A, OE-NO 93 180 104, ⇨CH-NO 51024443
					⊙	AP9028 ALT, (Bosch), FOR ALT: 140A, OE-NO 13308508, CH-NO 51024445⇨
					⊙	AP9054 ALT, (Denso), FOR ALT: 140A, OE-NO 12 759 595, 93 169 260, CH-NO 51024444⇨
		▲▲▲	CT1106 CA			
		▲▲▲	CT1106K1 CA			
		▲▲▲	CT1106WP1 CA			
		Z19DTH	110	1910	∞	6PK1400 ALT, CH-NO 51024444⇨, ⇨CH-NO 71145525
		∞	6PK1413 ALT, ⇨CH-NO 5102443			
⊙	AP9017 ALT, (Denso), FOR ALT: 130A, OE-NO 93 180 104, ⇨CH-NO 51024443					
⊙	AP9028 ALT, (Bosch), FOR ALT: 140A, OE-NO 13308508, CH-NO 51024445⇨					
⊙	AP9054 ALT, (Denso), FOR ALT: 140A, OE-NO 12 759 595, 93 169 260, CH-NO 51024444⇨					

SAAB



ContiTech



SAAB

9-3 (YS3F)



1.9 TTiD	12/07-	Z19DTR, A19DTR	118-132	1910	CT1105 CT1105K1 CT1105WP1	CA CA CA
2.0 t, 2.0 t BioPower, 2.0 T XWD, 2.0 Turbo XWD	09/02-	B207E, B207L, B207R	110-154	1998	6PK1400 AP9017 AP9028 AP9054 VD1065 CT1105	ALT, CH-NO 51024444⇔, ⇔CH-NO 71145525 ALT, (Denso), FOR ALT: 130A, OE-NO 93 180 104 ALT, (Bosch), FOR ALT: 140A, OE-NO 13308508, CH-NO 51024445⇔ ALT, (Denso), FOR ALT: 140A, OE-NO 12 759 595, 93 169 260, ⇔CH-NO 51024444 CA
2.2 TiD	09/02-	D223L	92	2171	6PK1900 VD1031	ALT
2.8 Turbo V6	12/07-	B284L	188	2792	6PK2120	ALT

9-3X

1.9 TTiD	02/09-	Z19DTR, A19DTR	132	1910	6PK1400 AP9017 AP9028 AP9054 VD1065 CT1105	ALT, CH-NO 51024444⇔, ⇔CH-NO 71145525 ALT, (Denso), FOR ALT: 130A, OE-NO 93 180 104 ALT, (Bosch), FOR ALT: 140A, OE-NO 13308508, CH-NO 51024445⇔ ALT, (Denso), FOR ALT: 140A, OE-NO 12 759 595, 93 169 260, ⇔CH-NO 51024444 CA
2.0 T BioPower XWD, 2.0 T XWD	02/09-	B207R	154	1998	5PK1030	ALT

9-5 (YS3E)

1.9 TiD	01/06-	Z19DTH	110	1910	6PK1050 6PK1413 6PK1050D1 6PK1413D2 AP9017 AP9054 VD1065 VD1067 MS30 CT1105 CT1105K1 CT1105WP1	ALT, (AC) ALT, AC ALT, (AC), MTR-NO 71021892⇔ ALT, AC, MTR-NO 71021892⇔ ALT, (Denso), FOR ALT: 130A, OE-NO 93 180 104 ALT, (Denso), FOR ALT: 140A, OE-NO 12 759 595, 93 169 260 ⇔MTR-NO 71021891 MTR-NO 71021892⇔ ONLY WITH VD1067 CA, MTR-CODE: Z19DTH CA, MTR-CODE: Z19DTH CA, MTR-CODE: Z19DTH
	01/07-	Z19DTR	129	1910	AP9054	ALT, (Denso), FOR ALT: 140A, OE-NO 12 759 595, 93 169 260
2.0, 2.0 t, 2.0 t BioPower	09/97-	B204R, B205E, B205L	110-141	1985	6PK1980 6PK2000 6PK2433 6PK2615	ALT, (AC), (AUTOM) ALT, (AC), (MANL) ALT, (AC), CH-NO 43505872⇔ ALT, (AC), ⇔CH-NO 43505871
2.2 TiD	03/02-	D223L	88	2171	6PK1900 VD1031 MS03	ALT ONLY WITH VD1031
2.3 t, 2.3 t BioPower, 2.3 Turbo	09/97-	B235E, B235L, B235R	125-191	2290	6PK1980 6PK2000 6PK2433 6PK2615	ALT, (AC), (AUTOM) ALT, (AC), (MANL) ALT, (AC), CH-NO 43505872⇔ ALT, (AC), ⇔CH-NO 43505871
3.0 TiD	07/01-	D308L	130	2958	6PK1920 CT1079 CT1079K1	ALT, AC CA CA
3.0 V6t	01/98-	B308E	147	2962	6PK2020 CT990 CT990K1 CT990K2	ALT CA CA, ⇔MTR-NO 578511 CA, MTR-NO 578512⇔





SAAB						
9-5 (YS3G) ↔ 1.6 T	05/10-	A16LET	132	1598	4PK643 ELAST 6PK1453 6PK1555 CT1077 CT1077K1 CT1077WP1	PS ALT, (AC) ALT, (AC) CA CA CA
2.0 T, 2.0 T BioPower, 2.0 T BioPower XWD, 2.0 T XWD	05/10-	A20NFT, A20NHT	162	1998	6PK1893	ALT
2.0 TiD	05/10-	A20DTH	118	1956	6PK1900 CT1105 CT1105K1 CT1105WP1	ALT CA CA CA
2.8 T V6 XWD	05/10-	A28NER	221	2792	6PK2390	ALT
99						
2.0 GL	09/74-12/84	B20C, B20I	74	1985	AVX10X1525 AVX10X813 AVX10X975	AIRC PS ALT

SEAT						
131						
2.4 Diesel	06/78-12/86	8144.61	53	2445	CT731 CT731K1	CA CA
ALHAMBRA (710)						
1.4 TSI	06/10-	CAVA, CNWB, CTHA	110	1390	5PK491 6PK1600 6PK1698 AP9012 AP9012	AIRC ALT, (AC) ALT, (AC) ALT, (Valeo), FOR ALT: 140A, OE-NO 03C903023T ALT, (Bosch), FOR ALT: 140A, OE-NO 03C903023S
2.0 TDI	05/11-	CFFE	85	1968	6PK1070 AP9001 AP9001 VD1111 CT1139 CT1139K2 CT1139WP6	ALT ALT, (Valeo), FOR ALT: 140A, OE-NO 03L903023A, FOR ALT: 180A, OE-NO 03L903023B ALT, (Bosch), FOR ALT: 140A, OE-NO 03L903023, FOR ALT: 180A, OE-NO 03L903023D CA CA CA, WP
	06/10-	CFFA, CFFB, CFGB	100-125	1968	6PK1070 AP9001 AP9001 VD1111 CT1139 CT1139K2 CT1139WP6	ALT ALT, (Bosch), FOR ALT: 140A, OE-NO 03L903023, FOR ALT: 180A, OE-NO 03L903023D ALT, (Valeo), FOR ALT: 140A, OE-NO 03L903023A, FOR ALT: 180A, OE-NO 03L903023B CA CA, 12/2010⇒ CA, WP, 12/2010⇒
2.0 TDI Allrad	05/11-	CFFB	103	1968	6PK1070 AP9001 AP9001 VD1111 CT1139 CT1139K2 CT1139WP6	ALT ALT, (Bosch), FOR ALT: 140A, OE-NO 03L903023, FOR ALT: 180A, OE-NO 03L903023D ALT, (Valeo), FOR ALT: 140A, OE-NO 03L903023A, FOR ALT: 180A, OE-NO 03L903023B CA CA CA, WP
2.0 TSI	11/10-	CCZA	147	1984	6PK1120 AP9009 AP9009 CT1143	ALT ALT, (Bosch), FOR ALT: 140A, OE-NO 06B903016AB ALT, (Valeo), FOR ALT: 140A, OE-NO 06J903023C WP
ALHAMBRA (7V8, 7V9)						
1.8 T 20V	10/97-03/10	AWC, AJH	110	1781	6DPK1195 	ALT, PS, AC



SEAT

ALHAMBRA (7V8, 7V9)



SEAT

					6PK1120 AP9001 AP9016 VD1107 CT909 CT909K2 CT909K3 CT909K6 CT909K7 CT909WP1	ALT, PS ALT, (Bosch), FOR ALT: 90A, OE-NO 038 903 023 L, FOR ALT: 120A, OE-NO 028 903 028 E, 028 903 030 A, FOR ALT: 140A, OE-NO 06F 903 023 J ALT, MTR-CODE: AJH, ⇨CH-NO 7M-X-517 024, (Bosch), FOR ALT: 90A, OE-NO 038 903 023 H, FOR ALT: 120A, OE-NO 038 903 023 J CA CA, MTR-CODE: AWC CA, MTR-CODE: AWC CA, MTR-CODE: AJH CA, MTR-CODE: AJH CA, MTR-CODE: AWC
1.9 TDI	06/00-03/10	AUY, BVK	85	1896	6DPK1195 6DPK1215 6PK1120 6DPK1195D1 6DPK1215D1 AP9001 VD1076 VD1076 VD1091 MS17 MS18 CT1028 CT1028K2 CT1028K3 CT1028K3 CT1028K4 CT1028WP4 CT1028WP4	ALT, (AC), ⇨CH-NO 7M-6-506 378 ALT, (AC), CH-NO 7M-6-506 379⇨ ALT, (-AC) ALT, (AC), CH-NO 7M-4-507 001⇨, ⇨CH-NO 7M-6-506 378 ALT, (AC), CH-NO 7M-6-506 379⇨ MTR-CODE: BVK, ALT, (Bosch), OE-NO 038903023L, FOR ALT: 90A MTR-CODE: BVK MTR-CODE: AUY, CH-NO 7M-4-507 001⇨ MTR-CODE: AUY, ⇨CH-NO 7M-7-507 000 ONLY WITH VD1091 ONLY WITH VD1076 MTR-CODE: AUY, BVK, CA, WP MTR-CODE: AUY, ⇨MODEL '02, CA, WP MTR-CODE: AUY, MODEL '03⇨, CA, WP MTR-CODE: BVK, CA, WP MTR-CODE: AUY, ⇨MODEL '02, CA, WP MTR-CODE: AUY, MODEL '03⇨, CA, WP MTR-CODE: BVK, CA, WP
	05/05-05/07	ARL, BTB	110	1896	6DPK1195 6PK1120 6DPK1195D1 AP9001 AP9001 VD1076 MS18 CT1028 CT1028K3 CT1028WP3	ALT, (AC) ALT, (-AC) ALT, (AC) MTR-CODE: BTB ALT, (Bosch), FOR ALT: 120A, OE-NO 028 903 030 A, FOR ALT: 140A, OE-NO 06F 903 023 J ONLY WITH VD1076 CA, WP CA, WP CA, WP
	04/96-03/10	1Z, AHU, ANU	66	1896	11,5X730Ld 11,5X790Ld 6DPK1195 6PK1045 6PK1054 6PK1120 6PK1145 6PK1153 6PK923 6DPK1195D1 AP9001	PS, (-AC), MTR-CODE: 1Z, AHU PS, WP, (AC), MTR-CODE: 1Z, AHU ALT, PS, (AC), MTR-CODE: ANU ALT, (AC), (TENS DAMPER), MTR-CODE: 1Z, AHU, ⇨CH-NO 7M-Y-020 000 ALT, (-AC), (TENS DAMPER), MTR-CODE: 1Z, AHU, CH-NO 7M-Y-020 001⇨ ALT, PS, (-AC), MTR-CODE: ANU ALT, (AC), MTR-CODE: 1Z, AHU, ⇨09/1999 ALT, (AC), MTR-CODE: 1Z, AHU, 09/1999⇨ ALT, (AC), (TENS DAMPER), MTR-CODE: 1Z, AHU ALT, PS, (AC), MTR-CODE: ANU, CH-NO 7M-4-015 001⇨ ALT, (Bosch), FOR ALT: 90A, OE-NO 98VW-10300-CA, 3M21-10300-AA, FOR ALT: 120A, OE-NO 98VW-10300-EA, 3M21-10300-BA, 4M21-10300-EA





SEAT

ALHAMBRA (7V8, 7V9)



					VD1076 VD1084 VD1091 MS13 MS17 MS18 CT1028 CT945 CT1028K1 CT1028K2 CT1028K3 CT1028K4 CT1028K5 CT945K1 CT1028WP4 CT1028WP6 CT1028WP7	09/2003⇨ ⇨03/2000 04/2000⇨, ⇨08/2003 ONLY WITH VD1084 ONLY WITH VD1091 ONLY WITH VD1076 CA, WP, MTR-CODE: ANU CA, MTR-CODE: 1Z, AHU CA, WP, MTR-CODE: ANU, ⇨MTR-NO 005 000 CA, WP, MTR-CODE: ANU, MTR-NO 005 001⇨, ⇨MODEL '02 CA, WP, MTR-CODE: ANU, MODEL '03⇨ CA, WP, MTR-CODE: ANU, MTR-NO 005 001⇨, ⇨MODEL '02 CA, WP, MTR-CODE: ANU, ⇨MTR-NO 005 000 CA, MTR-CODE: 1Z, AHU CA, WP, MTR-CODE: ANU, MODEL '03⇨ CA, WP, MTR-CODE: ANU, ⇨MTR-NO 005 000 CA, WP, MTR-CODE: ANU, MTR-NO 005 001⇨, ⇨MODEL '02
	08/96-06/00	AFN, AVG	81	1896	11,5X730Ld 11,5X790Ld 6PK1045 6PK1054 6PK1153 6PK923 AP9001 AP9004 VD1084 MS13 CT945 CT945K1	PS, (-AC) PS, WP, (AC) ALT, (-AC), (TENS DAMPER), ⇨CH-NO 7M-Y-509 291 ALT, (-AC), (TENS DAMPER), CH-NO 7M-Y-509 292⇨ ALT, (AC) ALT, (AC), (TENS DAMPER) ALT, (Bosch), FOR ALT: 90A, OE-NO 038 903 023 L, FOR ALT: 120A, OE-NO 028 903 028 E ALT, CH-NO 7M-V-501501⇨, ⇨CH-NO 7M-X- 517024, (Bosch), FOR ALT: 90A, OE-NO 028 903 026 G, FOR ALT: 120A, OE-NO 028 903 028 J MTR-CODE: AVG, AFN ONLY WITH VD1084 CA CA
1.9 TDI 4motion	06/00-03/10	AUY, BVK	85	1896	6DPK1195 6DPK1215 6PK1120 6DPK1195D1 6DPK1215D1 AP9001 VD1076 VD1076 VD1091 MS17 MS18 CT1028 CT1028K2 CT1028K3 CT1028K3 CT1028K4 CT1028WP4 CT1028WP4	ALT, (AC), ⇨CH-NO 7M-6-506 378 ALT, (AC), CH-NO 7M-6-506 379⇨ ALT, (-AC) ALT, (AC), CH-NO 7M-4-507 001⇨, ⇨CH-NO 7M-6- 506 378 ALT, (AC), CH-NO 7M-6-506 379⇨ ALT, (Bosch), OE-NO 038903023L, FOR ALT: 90A, OE-NO 028903028E, FOR ALT: 120A MTR-CODE: BVK MTR-CODE: AUY, CH-NO 7M-4-507 001⇨ MTR-CODE: AUY, ⇨CH-NO 7M-7-507 000 ONLY WITH VD1091 ONLY WITH VD1076 MTR-CODE: AUY, BVK, CA, WP MTR-CODE: AUY, ⇨MODEL '02, CA, WP MTR-CODE: AUY, MODEL '03⇨, CA, WP MTR-CODE: BVK, CA, WP MTR-CODE: AUY, ⇨MODEL '02, CA, WP MTR-CODE: AUY, MODEL '03⇨, CA, WP MTR-CODE: BVK, CA, WP
1.9 TDI, 1.9 Tdi 4x4	11/02-11/08	ASZ	96	1896	6DPK1195 6PK1120 6DPK1195D1 AP9001	ALT, (AC) ALT, (-AC) ALT, (AC), CH-NO 7M-4-507 001⇨ ALT, (Bosch), FOR ALT: 90A, OE-NO 038 903 023 L, FOR ALT: 120A, OE-NO 028 903 023 E, 028 903 030 A, FOR ALT: 140A, OE-NO 06F 903 023 J





SEAT

ALHAMBRA (7V8, 7V9)



					VD1076 VD1091 MS17 MS18 CT1028 CT1028K3 CT1028WP3	CH-NO 7M-4-507 001 ⇨ ⇨CH-NO 7M-4-507 000 ONLY WITH VD1091 ONLY WITH VD1076 CA, WP CA, WP CA, WP
2.0 i	04/96-03/10	ADY, ATM	85	1984	11,5X755Ld 11,9X670Ld 6DPK1195 6PK1033 6PK1153 6PK894 AP9001 AP9001 AP9004 VD1107 CT630 CT908 CT630K1 CT908K1	PS, (AC), MTR-CODE: ADY PS, (-AC), MTR-CODE: ADY ALT, PS, AC, MTR-CODE: ATM ALT, MTR-CODE: ADY, FOR ALT: 120A ALT, AC, MTR-CODE: ADY ALT, MTR-CODE: ADY MTR-CODE: ATM ALT, (Bosch), FOR ALT: 120A, OE-NO 028 903 028 E, 06F 903 023 J, 028 903 030 A ALT, (AC), MTR-CODE: ADY, ⇨CH-NO 7M-X-517024, (Bosch), FOR ALT: 90A, OE-NO 028 903 025 Q CA, MTR-CODE: ADY CA, MTR-CODE: ATM CA, MTR-CODE: ADY CA, MTR-CODE: ATM
2.0 TDI	11/05-03/10	BRT	103	1968	6DPK1215 6DPK1215D1 AP9001 VD1076 MS18 CT1028 CT1028K3 CT1028WP4	ALT, PS, AC ALT, PS, AC ALT, (Bosch), FOR ALT: 120A, OE-NO 028 903 030 A, FOR ALT: 140A, OE-NO 06F903023J ONLY WITH VD1076 CA, WP CA, WP CA, WP
2.8 V6, 2.8 V6 4motion	06/00-03/10	AYL, AUE	150	2792	6DPK1320 AP9001 AP9001	ALT, PS, AC MTR-CODE: AYL ALT, (Bosch), FOR ALT: 120A, OE-NO 028 903 028 E, 028 903 030 A, FOR ALT: 140A, OE-NO 06F 903 023 J, FOR ALT: 150A, OE-NO 021 903 026 A
ALTEA (5P1, 5P5, 5P8)						
1.2 TSI	04/10-	CBZB	77	1197	6PK1432 6PK1693 AP9012 AP9012	ALT, (AC) ALT, (AC) ALT, (Bosch), FOR ALT: 140A, OE-NO 03F 903 023 D, 03C 903 023 F ALT, (Valeo), FOR ALT: 110A, OE-NO 03F 903 023 E
1.4 16V	05/06-	BXW, CGGB	63	1390	6PK1100 6PK737 CT957(SET) CT957K1 CT957WP1	ALT, (AC) ALT, (-AC) CA CA CA
1.4 TSI	11/07-	CAXC	92	1390	6PK1733 AP9001 AP9012 AP9012	ALT ALT, (Valeo), FOR ALT: 140A, OE-NO 03C903023C ALT, (Bosch), FOR ALT: 140A, OE-NO 03C 903 023 A ALT, (Valeo), FOR ALT: 140A, OE-NO 03C 903 023 G
1.6	03/04-	BGU, BSE, BSF, CCSA, CMXA	75	1595	6PK1045 6PK900 AP9001 AP9001 CT908 CT908K1 CT908WP1	ALT, (AC) ALT, (-AC) ALT, (Bosch), FOR ALT: 140A, OE-NO 06F903023A, 06F903023F, MTR-CODE: CCSA, BSF, BSE ALT, (Valeo), FOR ALT: 140A, OE-NO 06F903023C, MTR-CODE: CCSA, BSF, BSE CA CA CA





SEAT						
ALTEA (5P1, 5P5, 5P8)						
1.6 LPG	09/09-	CHGA	75	1595	6PK1045 6PK900 AP9001 AP9001 CT908 CT908K1 CT908WP1	ALT, (AC) ALT, (AC) ALT, (Bosch), FOR ALT: 110A, OE-NO 06F903023G ALT, (Valeo), FOR ALT: 90A, OE-NO 06A903023, FOR ALT: 110A, OE-NO 06F903023G, FOR ALT: 140A, OE-NO 06F903023C CA CA CA
1.6 Multifuel	10/06-	CCSA	75	1595	6PK1045 6PK900 AP9001 AP9001 CT908 CT908K1 CT908WP1	ALT, (AC) ALT, (AC) ALT, (Bosch), FOR ALT: 140A, OE-NO 06F903023A, 06F903023F ALT, (Valeo), FOR ALT: 140A, OE-NO 06F903023C CA CA CA
1.6 TDI	10/09-	CAYC	77	1598	6PK1070 6PK842 ELAST 6PK842 ELAST T1 AP9001 AP9001 VD1111 CT1139 CT1139K2 CT1139WP6	MTR-CODE: CAYB, CAYC, ALT, (AC) MTR-CODE: CAYB, CAYC, ALT, (AC) MTR-CODE: CAYB, CAYC, ALT, (AC) ALT, (Valeo), FOR ALT: 140A, OE-NO 03L903023A ALT, (Bosch), FOR ALT: 140A, OE-NO 03L903023 MTR-CODE: CAYB, CAYC MTR-CODE: CAYB, CAYC, CA MTR-CODE: CAYB, CAYC, CA, 12/2010⇨ MTR-CODE: CAYB, CAYC, 12/2010⇨, CA, WP
	11/10-	CAYB	66	1598	6PK1070 6PK842 ELAST 6PK842 ELAST T1 AP9001 AP9001 VD1111 CT1139 CT1139K2 CT1139WP6	MTR-CODE: CAYB, CAYC, ALT, (AC) MTR-CODE: CAYB, CAYC, ALT, (AC) MTR-CODE: CAYB, CAYC, ALT, (AC) ALT, (Bosch), FOR ALT: 140A, OE-NO 06F903023C, 06F903023A ALT, (Valeo), FOR ALT: 140A, OE-NO 06F903023F MTR-CODE: CAYB, CAYC MTR-CODE: CAYB, CAYC, CA MTR-CODE: CAYB, CAYC, CA, 12/2010⇨ MTR-CODE: CAYB, CAYC, 12/2010⇨, CA, WP
1.8 TFSI	01/07-	BYT, BZB, CDAA	118	1798	6PK1120 AP9009 AP9009 CT1143	ALT ALT, (Valeo), FOR ALT: 140A, OE-NO 06D903016A, 06J903023C ALT, (Bosch), FOR ALT: 140A, OE-NO 06B903016AB WP
1.9 TDI	04/04-	BJB, BKC, BLS, BXE, BXF	66-77	1896	6PK1050 6PK948 6PK1050D2 AP9001 AP9001 VD1076 MS18 CT1028 CT1028K3 CT1028WP3	ALT, (AC) ALT, (AC) ALT, (AC) ALT, (Bosch), FOR ALT: 110A, OE-NO 06F903023D, FOR ALT: 140A, OE-NO 06F903023A, 06F903023F ALT, (Valeo), FOR ALT: 110A, OE-NO 06F903023E, FOR ALT: 140A, OE-NO 06F903023C ONLY WITH VD1076 CA CA CA, WP
2.0 FSI	05/04-03/09	BLR, BLY, BVY, BVZ	110	1984	6PK1045 6PK900 AP9001 VD1107 CT1088 CT1088K1	ALT, (AC) ALT, (AC) ALT, (Bosch), OE-NO 06F903023F, FOR ALT: 140A CA CA
2.0 TDI	03/04-05/09	AZV	100	1968	6PK1050 6PK948	MTR-CODE: AZV, BKD, ALT, (AC) MTR-CODE: AZV, BKD, ALT, (AC)

SEAT



ContiTech



SEAT

ALTEA (5P1, 5P5, 5P8)



2.0 TDI, 2.0 TDI 4x4

11/05-

BMM

103

1968

- 6PK1050D2**
- AP9001**
- VD1076**
- MS18**
- MS37**
- CT1051**
- CT1051K1**
- CT1051K2**
- CT1051WP1**
- CT1051WP2**

MTR-CODE: AZV, BKD, ALT, (AC)
 ALT, (Bosch), OE-NO 06F903023F, FOR ALT: 140A
 MODEL '07⇒, ONLY WITH VD1076
 ⇒MODEL '06, ONLY WITH VD1076
 MTR-CODE: AZV, BKD, CA, WP
 CA, WP, MTR-CODE: AZV, BKD, ⇒CH-NO 5P-7-032 500
 CA, WP, MTR-CODE: AZV, BKD, CH-NO 5P-7-032 501⇒
 CA, WP, ⇒CH-NO 5P-7-032 500, MTR-CODE: AZV, BKD
 CA, WP, CH-NO 5P-7-032 501⇒, MTR-CODE: AZV, BKD

2.0 TDI

03/06-

BMN, CEGA

125

1968

- 6PK1050**
- 6PK948**
- 6PK1050D2**
- AP9001**
- AP9001**
- VD1076**
- MS18**
- CT1028**
- CT1028K3**
- CT1028WP4**

ALT, PS, (AC)
 ALT, PS, (-AC)
 ALT, PS, (AC)
 ALT, (Bosch), FOR ALT: 110A, OE-NO 06F903023D, FOR ALT: 140A, OE-NO 06F903023F, 06F903023A
 ALT, (Valeo), FOR ALT: 110A, OE-NO 06F903023E, FOR ALT: 140A, OE-NO 06F903023C
 ONLY WITH VD1076
 CA, WP
 CA, WP
 CA, WP

2.0 TDI

03/06-

BMN, CEGA

125

1968

- 6PK1050**
- 6PK1070**
- 6PK842 ELAST**
- 6PK948**
- 6PK1050D2**
- 6PK842 ELAST T1**
- AP9001**
- AP9001**
- VD1076**
- MS18**
- CT1051**
- CT1134**
- CT1051K2**
- CT1134K1**
- CT1051WP2**
- CT1134WP1**

MTR-CODE: BMN, ALT, (AC)
 MTR-CODE: CEGA, ALT, (AC)
 MTR-CODE: CEGA, ALT, (-AC)
 MTR-CODE: BMN, ALT, (-AC)
 MTR-CODE: BMN, ALT, (AC)
 MTR-CODE: CEGA, ALT, (-AC)
 ALT, (Bosch), FOR ALT: 110A, OE-NO 06F903023D, FOR ALT: 140A, OE-NO 06F903023A, 06F903023F, MTR-CODE: BMN
 ALT, (Valeo), FOR ALT: 110A, OE-NO 06F903023E, FOR ALT: 140A, OE-NO 06F903023C, MTR-CODE: BMN
 ONLY WITH VD1076
 MTR-CODE: BMN, CA, WP
 MTR-CODE: CEGA, CA, WP
 MTR-CODE: BMN, CA, WP
 MTR-CODE: CEGA, CA, WP
 MTR-CODE: BMN, CA, WP
 MTR-CODE: CEGA, CA, WP

2.0 TDI 16V

03/04-

BKD, CFHC

103

1968

- 6PK1050**
- 6PK1070**
- 6PK842 ELAST**
- 6PK948**
- 6PK1050D2**
- 6PK842 ELAST T1**
- AP9001**
- AP9001**
- VD1076**
- VD1111**

MTR-CODE: AZV, BKD, ALT, (AC)
 MTR-CODE: CFHC, ALT, (AC)
 MTR-CODE: CFHC, ALT, (-AC)
 MTR-CODE: AZV, BKD, ALT, (-AC)
 MTR-CODE: AZV, BKD, ALT, (AC)
 MTR-CODE: CFHC, ALT, (-AC)
 ALT, (Valeo), FOR ALT: 110A, OE-NO 06F903023E, FOR ALT: 140A, OE-NO 06F903023C, MTR-CODE: BKD, CFHC
 ALT, (Bosch), FOR ALT: 110A, OE-NO 06F903023D, FOR ALT: 140A, OE-NO 06F903023A, 06F903023F, MTR-CODE: BKD, CFHC
 MTR-CODE: BKD
 MTR-CODE: CFHC





SEAT

ALTEA (5P1, 5P5, 5P8)

					MS18 CT1051 CT1139 CT1051K1 CT1051K2 CT1139K2 CT1051WP1 CT1051WP2 CT1139WP6	ONLY WITH VD1076 MTR-CODE: AZV, BKD, CA, WP MTR-CODE: CFHC, CA CA, WP, MTR-CODE: AZV, BKD, ⇨CH-NO 5P-7-032 500 CA, WP, MTR-CODE: AZV, BKD, CH-NO 5P-7-032 501⇨ MTR-CODE: CFHC, CA, 12/2010⇨ CA, WP, ⇨CH-NO 5P-7-032 500, MTR-CODE: AZV, BKD CA, WP, CH-NO 5P-7-032 501⇨, MTR-CODE: AZV, BKD MTR-CODE: CFHC, CA, WP, 12/2010⇨
2.0 TDI 4x4	06/07-	BMN, CEGA, CFJA	125	1968	6PK1050 6PK1070 6PK842 ELAST 6PK948 6PK1050D2 6PK842 ELAST T1 AP9001 AP9001 VD1076 VD1111 MS18 CT1051 CT1134 CT1139 CT1051K2 CT1134K1 CT1139K2 CT1051WP2 CT1134WP1 CT1139WP6	MTR-CODE: BMN, ALT, (AC) MTR-CODE: CEGA, CFJA, ALT, (AC) MTR-CODE: CEGA, CFJA, ALT, (-AC) MTR-CODE: BMN, ALT, (-AC) MTR-CODE: BMN, ALT, (AC) MTR-CODE: CEGA, CFJA, ALT, (-AC) ALT, (Valeo), FOR ALT: 110A, OE-NO 06F903023E, FOR ALT: 140A, OE-NO 06F903023C, MTR-CODE: BMN ALT, (Bosch), FOR ALT: 110A, OE-NO 06F903023D, FOR ALT: 140A, OE-NO 06F903023A, 06F903023F, MTR-CODE: BMN MTR-CODE: BMN, CEGA MTR-CODE: CFJA ONLY WITH VD1076 MTR-CODE: BMN, CA, WP MTR-CODE: CEGA, CA, WP MTR-CODE: CFJA, CA, WP MTR-CODE: BMN, CA, WP MTR-CODE: CEGA, CA, WP MTR-CODE: CFJA, CA, WP, 12/2010⇨ MTR-CODE: BMN, CA, WP MTR-CODE: CEGA, CA, WP MTR-CODE: CFJA, CA, WP, 12/2010⇨
2.0 TFSI, 2.0 TFSI 4x4	04/06-05/09	BWA	147	1984	6PK1054 6PK955 AP9001 AP9001 CT1088 CT1088K1	MTR-CODE: BWA, ALT, (AC) MTR-CODE: BWA, ALT, (-AC) ALT, (Bosch), FOR ALT: 140A, OE-NO 06F 903 023 A, 06F 903 023 F ALT, (Valeo), FOR ALT: 140A, OE-NO 06F 903 023 C MTR-CODE: BWA, CA, WP MTR-CODE: BWA, CA, WP
2.0 TFSI 4x4	05/09-	CCZB	155	1984	6PK1120 AP9009 AP9009 CT1143	ALT, (AC) ALT, (Bosch), FOR ALT: 140A, OE-NO 06B903016AB ALT, (Valeo), FOR ALT: 140A, OE-NO 06J903023C WP
AROSA (6H) 1.0	10/98-02/00	AHT	37	997	6PK1480 6PK1520 6PK1880	ALT, (-PS), (AC), MTR-CODE: AHT ALT, (PS), (-AC), MTR-CODE: AHT ALT, (PS), (AC), MTR-CODE: AHT
	05/97-06/04	AER, ANV, ALD, ALL, AUC	37	999	6PK1070 6PK1125 6PK751 CT846 CT846K1 CT846K1 CT846K2	ALT, (PS), (-AC), MTR-CODE: AER, AUC, ALL, ALD, ANV ALT, (PS), (AC), MTR-CODE: AER, AUC, ALL, ALD, ANV ALT, (-PS), (-AC), MTR-CODE: AER, AUC, ALL, ALD, ANV CA CA, MTR-CODE: AER, ALL CA, MTR-CODE: ALD, ANV, AUC, ⇨CH-NO 6H-Y-014 000 CA, MTR-CODE: ALD, ANV, AUC, CH-NO 6H-Y-014 001⇨





ContiTech



SEAT

AROSA (6H)



1.4	05/97-06/04	AEX, AKV, APQ, ANW, AKK, AUD	44	1390	CT846WP1 CT846WP1 CT846WP2	CA, MTR-CODE: AER, ALL CA, MTR-CODE: ALD, ANV, AUC, ⇨CH-NO 6H-Y-014 000 CA, MTR-CODE: ALD, ANV, AUC, CH-NO 6H-Y-014 001⇨
1.4	05/97-06/04	AEX, AKV, APQ, ANW, AKK, AUD	44	1390	6PK1070 6PK1125 6PK751 CT846 CT846K1 CT846K1 CT846K2 CT846WP1 CT846WP2 CT846WP3	ALT, (PS), (-AC) ALT, (PS), (AC) ALT, (-PS), (-AC) CA CA, MTR-CODE: AEX, APQ, AKV CA, MTR-CODE: AKK, ANW, AUD, ⇨CH-NO 6H-Y-014 000 CA, MTR-CODE: AKK, ANW, AUD, CH-NO 6H-Y-014 001⇨ CA, MTR-CODE: AKK, ANW, AUD, ⇨CH-NO 6H-Y-014 000 CA, MTR-CODE: AKK, ANW, AUD, CH-NO 6H-Y-014 001⇨ CA, MTR-CODE: AEX, APQ, AKV
1.4 16V	01/00-06/04	AFK, AQQ, AUB	74	1390	6PK1070 6PK1125 6PK751 CT957(SET) CT957K1 CT957WP1	ALT, (PS), (-AC) ALT, (PS), (AC) ALT, (-PS), (-AC) CA CA CA
1.4 TDI	01/00-06/04	AMF	55	1422	6DPK1188 6PK1120 AP9001 CT1028 CT1028K1 CT1028K2 CT1028K3 CT1028K4 CT1028K5 CT1028WP1 CT1028WP3	ALT, PS, (AC) ALT, PS, (-AC) ALT, (Bosch), FOR ALT: 70A, OE-NO 045 903 023 B, FOR ALT: 90A, OE-NO 045 903 023, FOR ALT: 120A, OE-NO 045 903 023 A CA, WP CA, WP, ⇨MTR-NO 011 494 CA, WP, MTR-NO 011 495⇨, ⇨CH-NO 6H-2-013 655 CA, WP, CH-NO 6H-2-013 656⇨ CA, WP, MTR-NO 011 495⇨, ⇨CH-NO 6H-2-013 655 CA, WP, ⇨MTR-NO 011 494 CA, WP, MTR-CODE: AMF, CH-NO 6H-2-013 656⇨, ⇨CH-NO 6H-3-000 001 CA, WP, CH-NO 6H-3-000 002⇨
1.7 SDI	08/97-06/04	AKU	44	1716	5PK1219 AP9057 AP9059 CT1012 CT1012K1 CT1012K2	ALT, PS ALT, CH-NO 6H-Y-000 001⇨, (Bosch), FOR ALT: 70A, OE-NO 038 903 025, FOR ALT: 90A, OE-NO 038 903 025 A ALT, ⇨CH-NO 6H-X-046 000, (Bosch), FOR ALT: 70A, OE-NO 028 903 026 B, FOR ALT: 90A, OE-NO 028 903 026 A, 028 903 028 P CA CA CA
CORDOBA (6K1, 6K2, 6K5)						
1.0	06/99-10/02	ANV, ALD, AUC	37	999	6PK1070 6PK1185 6PK751 CT846 CT846K1 CT846K1 CT846K2 CT846K2 CT846WP1	ALT, (PS), (-AC) ALT, (PS), (AC) ALT, (-PS), (-AC) CA CA, MTR-CODE: ALD, ⇨MTR-NO 037 797 CA, MTR-CODE: ANV CA, MTR-CODE: ALD, MTR-NO 037 798⇨ CA, MTR-CODE: AUC CA, MTR-CODE: ALD, ⇨MTR-NO 037 797





SEAT

CORDOBA (6K1, 6K2, 6K5)

					CT846WP1 CT846WP2 CT846WP2	CA, MTR-CODE: ANV CA, MTR-CODE: AUC CA, MTR-CODE: ALD, MTR-NO 037 798 →
1.0 CL	02/93-06/96	AAU	33	1043	11,9X710Ld CT629 CT629WP1	ALT CA CA
1.0 i	09/96-06/99	AER	37	999	6PK1070 6PK1185 6PK751 CT846 CT846K1 CT846WP1	ALT, PS ALT, AC, PS ALT CA CA CA
1.3	02/93-08/94	ZG, AAV	40	1272	11,9X710Ld CT629	ALT CA
1.4	06/99-10/02	ANW, AKK, AUD	44	1390	6PK1070 6PK1185 6PK751 CT846 CT846K1 CT846K2 CT846K2 CT846WP1 CT846WP2 CT846WP2	ALT, (PS), (-AC) ALT, (PS), (AC) ALT, (PS), (-AC) CA CA, MTR-CODE: AKK, →MTR-NO 127806 CA, MTR-CODE: ANW, AUD CA, MTR-CODE: AKK, MTR-NO 127807 → CA, MTR-CODE: AKK, →MTR-NO 127806 CA, MTR-CODE: AKK, MTR-NO 127807 → CA, MTR-CODE: ANW, AUD
1.4 16V	06/99-10/02	APE, AQQ, AUA, AUB	55-74	1390	6PK1070 6PK1185 CT957(SET) CT957K1 CT957WP1	ALT, (-AC) ALT, (AC) CA CA CA
1.4 i	06/94-06/99	ABD, AEX, AKV, APQ	44	1390	6PK1070 6PK1100 6PK1153 6PK1185 6PK737 6PK751 CT629 CT846 CT846K1 CT629WP1 CT846WP3	ALT, PS, (-AC), MTR-CODE: ABD, AEX, ANX, APQ ALT, PS, (-AC), MTR-CODE: ABD ALT, PS, AC, MTR-CODE: ABD ALT, PS, AC, MTR-CODE: AEX, ANX, APQ ALT, (-PS), (-AC), MTR-CODE: ABD ALT, (-PS), (-AC), MTR-CODE: AEX, ANX, APQ CA, MTR-CODE: ABD CA, MTR-CODE: AEX, ANX, APQ CA, MTR-CODE: AEX, ANX, APQ CA, MTR-CODE: ABD CA, MTR-CODE: AEX, ANX, APQ
1.4 i 16V	09/96-06/99	AFH	74	1390	6PK1070 6PK1185 6PK751 CT907	ALT, PS ALT, PS, AC ALT CA
1.6	06/99-10/02	ALM	55	1598	6PK1070 6PK1185 CT847 CT847K1 CT847WP1	ALT, (-AC) ALT, (AC) CA CA CA
		AEH, AKL, APF, AUR	74	1595	6DPK1195 6PK1120 CT908 CT908K1 CT908WP1	ALT, (AC) ALT, (AC) CA CA CA
1.6 i	05/94-06/99	1F	55	1595	11,5X685Ld 11,5X755Ld 2PJ860 6PK1153 6PK894 CT637 CT637K1	PS, (-AC) PS, WP, (AC) 2.FAN ALT, (AC) ALT, WP, (-AC) CA CA



ContiTech



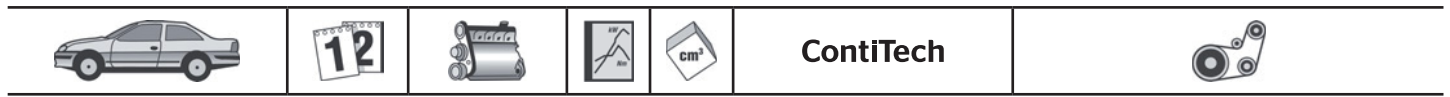
SEAT

CORDOBA (6K1, 6K2, 6K5)



	02/93-06/99	ABU, AEE, ALM	55	1598	2PJ860 6PK1070 6PK1100 6PK1185 6PK737 6PK751 CT732 CT847 CT847K1 CT732WP1 CT847WP1	2.FAN ALT, PS, (-AC), MTR-CODE: AEE, ALM ALT, PS, (-AC), MTR-CODE: ABU ALT, PS, AC, MTR-CODE: AEE, ALM, ABU ALT, (-PS), (-AC), MTR-CODE: ABU ALT, (-PS), (-AC), MTR-CODE: AEE, ALM CA, MTR-CODE: ABU CA, MTR-CODE: AEE, ALM CA, MTR-CODE: AEE, ALM CA, MTR-CODE: ABU CA, MTR-CODE: AEE, ALM
	07/96-10/99	AFT, AKL	74	1595	11,5X685Ld 11,5X755Ld 6PK1153 6PK894 CT848 CT848K4	PS, (-AC) WP, PS, (AC) ALT, AC ALT, PS, WP, (-AC) CA CA
1.8 i	02/93-06/99	ABS, ADZ, ACC	66	1781	11,5X685Ld 11,5X755Ld 2PJ860 6PK1153 6PK894 6PK976 CT637 CT637K1	PS PS, (AC) 2.FAN ALT, AC ALT ALT, (TP) CA CA
1.8 i 16V	10/93-08/96	ADL	95	1781	11,5X685Ld 11,5X755Ld 6PK1033 6PK1153 6PK976 CT869 CT869K2	PS, (-AC) PS, WP, (AC) ALT, WP, (-AC) ALT, AC ALT, WP, (AC) CA CA
1.8 T 20V Cupra	07/00-10/02	AQX, AYP	115	1781	6DPK1195 6PK1120 VD1107 CT909 CT909K2 CT909K3 CT909WP1	ALT, (AC) ALT, (-AC) CA CA CA CA
1.9 D	02/93-08/96	1Y	47-50	1896	11,5X730Ld 11,5X790Ld 2PJ860 6PK1045 6PK1145 6PK923 VD1084 MS13 CT867 CT867K2	PS, (-AC) PS, WP, (AC) 2.FAN ALT, (AC), (TENS DAMPER) ALT, (AC) ALT, (-AC), (TENS DAMPER) ONLY WITH VD1084 CA CA
1.9 SDI	06/99-12/02	AQM, AGP	50	1896	6PK1660 6PK906 AP9001 VD1089 CT1044 CT1044 CT946 CT946 CT1044K1 CT1044K1 CT946K1	ALT, (AC) ALT, (-AC) ALT, (Bosch), FOR ALT: 70A, OE-NO 038 903 023 K, FOR ALT: 90A, OE-NO 038 903 023 L CA, MTR-CODE: AQM, MTR-NO 045 001 ⇨ MTR-CODE: AGP, CA, MTR-NO 595 001 ⇨ CA, MTR-CODE: AQM, ⇨MTR-NO 045 000 MTR-CODE: AGP, CA, ⇨MTR-NO 595 000 CA, MTR-CODE: AQM, MTR-NO 045 001 ⇨ MTR-CODE: AGP, CA, MTR-NO 595 001 ⇨ CA, MTR-CODE: AQM, ⇨MTR-NO 004 131





SEAT						
CORDOBA (6K1, 6K2, 6K5)						
↔	08/96-06/99	AEY	47	1896	CT946K1 CT1044WP1 CT1044WP1	MTR-CODE: AGP, CA, ⇨ MTR-NO 229 902 CA, MTR-CODE: AQM, MTR-NO 045 001 ⇨ MTR-CODE: AGP, MTR-NO 595 001 ⇨
	1.9 TD	02/93-08/96	AAZ	55	1896	11,5X730Ld 11,5X790Ld 2PJ860 6PK1045 6PK1145 6PK923 AP9004 AP9004 VD1084 MS13 CT945 CT945K1
1.9 TDI	06/99-10/02	AHU, ALH, AGR	66	1896	11,5X730Ld 11,5X790Ld 2PJ860 6PK1045 6PK1145 6PK923 VD1084 MS13 CT867 CT867K1 CT867K2	PS, (-AC) PS, WP, (AC) 2.FAN ALT, (-AC), (TENS DAMPER) ALT, (AC) ALT, (-AC), (TENS DAMPER) ONLY WITH VD1084 CA CA, ⇨ MTR-NO 552765 CA, MTR-NO 552766 ⇨
		ASV, ASK	81	1896	6PK1660 6PK906 AP9001 VD1089 CT1044 CT1044 CT946 CT946 CT1044K1 CT1044K1 CT1044WP1 CT1044WP1	ALT, (AC) ALT, (AC) ALT, (Bosch), FOR ALT: 70A, OE-NO 038 903 023 K, FOR ALT: 90A, OE-NO 038 903 023 L MTR-CODE: AGR, ALH CA, MTR-CODE: AGR, MTR-NO 565 001 ⇨ CA, MTR-CODE: ALH, MTR-NO 500 001 ⇨ CA, MTR-CODE: AGR, ⇨ MTR-NO 565 000 CA, MTR-CODE: ALH, ⇨ MTR-NO 500 000 MTR-CODE: ALH, CA, MTR-NO 500 001 ⇨ CA, MTR-CODE: AGR, MTR-NO 565 001 ⇨ MTR-CODE: ALH, CA, MTR-NO 500 001 ⇨ MTR-CODE: AGR, CA, MTR-NO 565 001 ⇨
	08/96-06/99	1Z, AHU	66	1896	6PK1660 6PK906 AP9001 VD1089 CT1044 CT946 CT1044K1 CT1044WP1	ALT, (AC) ALT, (AC) ALT, (Bosch), FOR ALT: 70A, OE-NO 038 903 023 K, FOR ALT: 90A, OE-NO 038 903 023 L MTR-CODE: ASV CA, MTR-CODE: ASV, MTR-NO 150 001 ⇨ CA, MTR-CODE: ASV, ⇨ MTR-NO 150 000 CA, MTR-CODE: ASV, MTR-NO 150 001 ⇨ CA, MTR-CODE: ASV, MTR-NO 150 001 ⇨
	08/96-06/99	1Z, AHU	66	1896	11,5X730Ld 11,5X790Ld 2PJ860 6PK1045 6PK1145 6PK923 AP9001 AP9004 AP9004 VD1084	PS, (-AC) PS, WP, (AC) 2.FAN ALT, (-AC), (TENS DAMPER) ALT, (AC) ALT, (-AC), (TENS DAMPER) ALT, (Bosch), FOR ALT: 70A, FOR ALT: 90A ALT, (Bosch), FOR ALT: 120A, OE-NO 028 903 026 G ALT, ⇨ CH-NO 6KX-026679, (Bosch), FOR ALT: 90A, OE-NO 028 903 028 J MTR-CODE: AHU, 1Z

SEAT



ContiTech



SEAT

CORDOBA (6K1, 6K2, 6K5)



	03/97-06/99	AFN	81	1896	MS13 CT867 CT867K4	ONLY WITH VD1084 CA CA
					11,5X730Ld 11,5X790Ld 2PJ860 6PK1045 6PK1145 6PK923 AP9001 AP9004 AP9004 VD1084 MS13 CT867 CT867K4	PS, (-AC) PS, WP, (AC) 2.FAN ALT, (-AC), (TENS DAMPER) ALT, (AC) ALT, (-AC), (TENS DAMPER) ALT, (Bosch), FOR ALT: 90A, OE-NO 038 903 023 L, FOR ALT: 120A, OE-NO 028 903 028 E ALT, (Bosch), FOR ALT: 120A, OE-NO 028 903 026 G ALT, ⇨CH-NO 6KX-026679, (Bosch), FOR ALT: 90A, OE-NO 028 903 028 J MTR-CODE: AFN ONLY WITH VD1084 CA CA
2.0 i	02/93-06/99	2E, AGG	85	1984	11,5X685Ld 11,5X755Ld 2PJ860 6PK1153 6PK894 6PK976 CT630 CT630K1	PS, (-AC) PS, (AC) 2.FAN ALT, (AC) ALT, (-AC) ALT, (-AC), (TP) CA CA
2.0 i 16V	08/96-06/99	ABF	110	1984	11,5X685Ld 11,5X755Ld 2PJ860 6PK1033 6PK1153 6PK894 CT872 CT872K2	PS, (-AC) PS, (AC) 2.FAN ALT, (-PS), (-AC) ALT, (PS), (AC) ALT, (PS), (-AC) CA CA
CORDOBA (6L2)						
1.2	10/02-06/06	AZQ, BME	47	1198	6PK1453 6PK1873 6PK1880 AP9006	ALT, (-AC) ALT, PS, AC, CH-NO 6L-3-207 001⇨, MTR-CODE: AZQ, BME ALT, PS, AC, ⇨CH-NO 6L-3-207 000 ALT, (Valeo), FOR ALT: 70A, OE-NO 03D903025D, 03D903025H, FOR ALT: 90A, OE-NO 03D903025E, 03D903025J
1.2 12V	05/06-11/09	BXV	51	1198	6PK1453 6PK1873 6PK1880	ALT, (AC) ALT, PS, AC, CH-NO 6L-3-207 001⇨, MTR-CODE: AZQ, BME ALT, PS, AC, ⇨CH-NO 6L-3-207 000
1.4 16V	09/02-12/07	BBY, BKY	55	1390	6PK1080 6PK737 CT957(SET) CT957K1 CT957WP1	ALT, (AC) ALT, (-AC) CA, WP CA, WP CA, WP
	10/02-11/09	AUB, BBZ, BXW	63-74	1390	6PK1080 6PK737 CT957(SET) CT957K1 CT957WP1	ALT, (AC) ALT, (-AC) CA CA CA
1.4 TDI	10/02-12/05	AMF	55	1422	6PK858 6PK995 AP9001 CT1028	ALT, PS, (-AC) ALT, PS, (AC) ALT, (Bosch), FOR ALT: 70A, OE-NO 045 903 023 B, FOR ALT: 90A, OE-NO 045 903 023 CA, WP





SEAT

CORDOBA (6L2)

					CT1028K3 CT1028WP3	CA, WP CA, WP
	05/05-11/09	BNM	51	1422	6PK820 6PK995 AP9001	ALT, (-AC) ALT, (AC) ALT, (Bosch), FOR ALT: 70A, OE-NO 045 903 023 C, FOR ALT: 90A, OE-NO 045 903 023, FOR ALT: 120A, OE-NO 045 903 023 A
					CT1028 CT1028K3 CT1028WP3	CA, WP CA, WP CA, WP
	06/05-11/09	BMS, BNV	59	1422	6PK1180 6PK820 6PK995 AP9001	ALT, (AC), MTR-CODE: BMS ALT, (AC) ALT, (AC), MTR-CODE: BNV ALT, (Bosch), FOR ALT: 70A, OE-NO 045 903 023 C, FOR ALT: 90A, OE-NO 045 903 023, FOR ALT: 120A, OE-NO 045 903 023 A
					CT1028 CT1028K3 CT1028WP3	CA, WP CA, WP CA, WP
1.6	04/03-11/09	BAH	74	1598	6PK1080 6PK751 CT846 CT846K2 CT846WP2	ALT, AC ALT CA CA CA
1.6 16V	11/06-11/09	BTS	77	1598	6PK1090 6PK1733	ALT, (-AC) ALT, (AC)
1.9 SDI	09/02-11/09	ASY	47	1896	6PK1095 6PK780 AP9001	ALT, AC ALT, (-AC) ALT, (Bosch), FOR ALT: 70A, OE-NO 038 903 023 K, FOR ALT: 90A, OE-NO 038 903 023 L, FOR ALT: 120A, OE-NO 028 903 028 E
					AP9001	ALT, (Valeo), FOR ALT: 70A, OE-NO 038 903 023 Q, FOR ALT: 90A, OE-NO 038 903 023 R, FOR ALT: 120A, OE-NO 038 903 023 S
					AP9001	ALT, (Hitachi), FOR ALT: 120A, OE-NO 028 903 029 G
					VD1111 CT1044 CT1044K2	CA CA CA
1.9 TDI	10/02-11/09	ASZ, BLT	96	1896	6PK1180 6PK780 6PK1180D1 AP9001	ALT, PS, (AC) ALT, PS, (-AC) ALT, PS, (AC) ALT, (Bosch), FOR ALT: 70A, OE-NO 038 903 023 K, FOR ALT: 90A, OE-NO 038 903 023 L, FOR ALT: 120A, OE-NO 028 902 028 E
					AP9001	ALT, (Valeo), FOR ALT: 70A, OE-NO 038 903 023 Q, FOR ALT: 90A, OE-NO 038 903 023 R, FOR ALT: 120A, OE-NO 038 903 023 S
					AP9001	ALT, (Hitachi), FOR ALT: 120A, OE-NO 028 903 029 G
					VD1076 MS18 MS37 CT1028 CT1028K3 CT1028WP3	MODEL '06⇄, ONLY WITH VD1076 ⇄MODEL '05, ONLY WITH VD1076 CA, WP CA, WP CA, WP
	09/02-11/09	ATD, AXR, BMT	74	1896	6PK1180 6PK780 6PK820 6PK1180D1 AP9001	MTR-CODE: ATD, AXR, BMT, ALT, (AC) MTR-CODE: ATD, AXR, ALT, (-AC) MTR-CODE: BMT, ALT, (-AC) MTR-CODE: ATD, AXR, ALT, (AC) ALT, (Bosch), FOR ALT: 70A, OE-NO 038 903 023



SEAT

CORDOBA (6L2)



2.0	09/02-11/09	AZL, BBX	85	1984	AP9001 VD1076 MS18 MS37 CT1028 CT1028K3 CT1028WP3	K, FOR ALT: 90A, OE-NO 038 903 023 L, FOR ALT: 120A, OE-NO 028 903 028 E ALT, (Valeo), FOR ALT: 70A, OE-NO 038 903 023 Q, FOR ALT: 90A, OE-NO 038 903 023 R MODEL '06⇨, ONLY WITH VD1076 ⇨MODEL '05, ONLY WITH VD1076 CA, WP CA, WP CA, WP
					6PK1033 6PK923 VD1107 CT908 CT908K1 CT908WP2	ALT, (AC) ALT, (AC) CA CA CA

EXEO (3R2, 3R5)

1.6	03/09-09/10	ALZ	75	1595	6PK1570 AP9009 AP9009 CT908 CT908K1 CT908WP1	ALT, (AC) ALT, (Valeo), FOR ALT: 120A, OE-NO 06B903016AE, FOR ALT: 140A, OE-NO 06D903016A ALT, (Bosch), FOR ALT: 120A, OE-NO 06B903016P, FOR ALT: 140A, OE-NO 06B903016AB CA CA CA
1.8 T	12/08-05/10	CFMA	110	1781	6PK1570 AP9009 AP9009 VD1107 CT909 CT909K10 CT909WP2	ALT ALT, (Valeo), FOR ALT: 120A, OE-NO 06B903016AE, FOR ALT: 140A, OE-NO 06D903016A ALT, (Bosch), FOR ALT: 120A, OE-NO 06B903016P, FOR ALT: 140A, OE-NO 06B903016AB CA CA CA
1.8 TSI	05/10-	CDHA, CDHB	88-118	1798	6PK1590	ALT
2.0 TDI	12/08-	CAGA, CJCA	105	1968	6PK1580 AP9001 AP9001 AP9022 VD1076 MS18 CT1134 CT1134K1 CT1134WP2	MTR-CODE: CAGA, CAGB, CAGC, ALT, (AC) ALT, (Bosch), FOR ALT: 140A, OE-NO 06F903023C, FOR ALT: 180A, OE-NO 03G903023 ALT, (Valeo), FOR ALT: 140A, OE-NO 06F903023P, FOR ALT: 180A, OE-NO 021903026L ALT, (Valeo), FOR ALT: 140A, OE-NO 06F903023P MTR-CODE: CAGA, CAGB, CAGC ONLY WITH VD1076 MTR-CODE: CAGA, CAGB, CAGC, CA MTR-CODE: CAGA, CAGB, CAGC, CA MTR-CODE: CAGA, CAGB, CAGC, CA, WP
	02/09-	CAHA, CGLB	125	1968	6PK1580 AP9001 AP9001 AP9022 VD1076 MS18 CT1134 CT1134K1 CT1134WP1	MTR-CODE: CAHA, CAHB, ALT, (AC) ALT, (Bosch), FOR ALT: 140A, OE-NO 06F903023C, FOR ALT: 180A, OE-NO 03G903023 ALT, (Valeo), FOR ALT: 140A, OE-NO 06F903023P, FOR ALT: 180A, OE-NO 021903026L ALT, (Valeo), FOR ALT: 140A, OE-NO 06F903023P MTR-CODE: CAHA, CAHB ONLY WITH VD1076 MTR-CODE: CAHA, CAHB, CA MTR-CODE: CAHA, CAHB, CA MTR-CODE: CAHA, CAHB, CA, WP
	12/08-	CAGC, CJCC	88	1968	6PK1580 AP9022 VD1076 MS18	MTR-CODE: CAGA, CAGB, CAGC, ALT, (AC) ALT, (Valeo), FOR ALT: 150A, OE-NO 3R0903023 MTR-CODE: CAGA, CAGB, CAGC ONLY WITH VD1076





SEAT						
EXEO (3R2, 3R5)						
					CT1134 CT1134K1 CT1134WP2	MTR-CODE: CAGA, CAGB, CAGC, CA MTR-CODE: CAGA, CAGB, CAGC, CA MTR-CODE: CAGA, CAGB, CAGC, CA, WP
2.0 TFSI	03/09-	BWE	147	1984	6PK1570 AP9009 AP9009 CT1088 CT1088K1	MTR-CODE: BWE, ALT ALT, (Bosch), FOR ALT: 120A, OE-NO 06B903016P, FOR ALT: 140A, OE-NO 06B903016AB ALT, (Valeo), FOR ALT: 120A, OE-NO 06B903016AE, FOR ALT: 140A, OE-NO 06D903016A MTR-CODE: BWE, CA, WP MTR-CODE: BWE, CA, WP
	05/10-	CDND	155	1984	6PK1590	ALT
FURA (025A)						
0.9	01/82-12/86	09NCA, 100GL3000, 100GL7000, HB90	29-33	903	AVX10X800	ALT
1.4	01/82-06/86	127B.7000	55	1438	AVX10X813 CT648	ALT CA, ⇨10/1994
IBIZA I (021A)						
0.9	08/86-05/93	09NCA, 146A000	29-32	903	AVX10X813	ALT
1.2	11/84-12/93	021A1000	47	1193	AVX10X750 AVX13X950 CT557	ALT AC CA
1.2, 1.2 i	11/84-12/93	021A1000, 021C.1000	44-52	1193	AVX10X750 AVX13X975 CT557 CT557K1	ALT AC CA CA
1.5 i, 1.5 i KAT	10/86-05/93	021B.2000, 021C.2000	66-74	1461	AVX10X750 AVX13X975 CT557	ALT AC CA
1.5, 1.5 i	11/84-05/93	021A2000, 021D.2000	63-65	1461	AVX10X750 AVX13X975 CT557 CT557K1	ALT AC CA CA
1.7	01/91-05/93	021B.3000 021A.3000	76 72	1675 1675	CT557 AVX10X750 AVX13X950 CT557 CT557K1	CA ALT AC CA CA
1.7 D	06/84-05/93	022A.5000	40-42	1714	AVX10X825 AVX10X838 CT678 CT678K1 CT678K2	ALT, ⇨08/1985 ALT, 09/1985⇨ CA CA CA
IBIZA II (6K1)						
1.0	03/93-09/96	AAU	33	1043	11,9X710Ld 6PK1100 CT629 CT629WP1	ALT, (PS) ALT, (PS) CA CA
1.0 i	09/96-08/99	AER	37	999	6PK1070 6PK1185 6PK751 CT846 CT846K1 CT846WP1	ALT, PS ALT, AC, PS ALT CA CA CA
1.3 i	03/93-08/99	2G, AAV	40	1272	11,9X710Ld CT629 CT629WP1	ALT CA CA
1.4	12/97-04/99	ANX	40	1390	6PK1070 6PK1185 6PK751	ALT, (AC), (PS) ALT, (AC) ALT, (AC), (PS)

SEAT





SEAT

IBIZA II (6K1)



					CT846 CT846K1	CA CA
1.4 i	09/93-08/99	ABD, AEX, AKV, APQ	44	1390	6PK1070 6PK1100 6PK1185 6PK737 6PK751 CT629 CT846 CT846K1 CT629WP1 CT846WP3	ALT, PS, (-AC), MTR-CODE: ABD, AEX, APQ ALT, PS, (-AC), MTR-CODE: ABD, AKV ALT, PS, AC, MTR-CODE: ABD, AEX, AKV, APQ ALT, (-PS), (-AC), MTR-CODE: ABD ALT, (-PS), (-AC), MTR-CODE: ABD, AEX, AKV, APQ CA, MTR-CODE: ABD CA, MTR-CODE: AEX, AKV, APQ CA, MTR-CODE: AEX, AKV, APQ CA, MTR-CODE: ABD CA, MTR-CODE: AEX, AKV, APQ
1.4 i 16V	06/97-08/99	AFH	74	1390	6PK1070 6PK1185 6PK751 CT907	ALT, PS ALT, PS, AC ALT CA
1.6 i	09/94-06/99	1F	55	1595	11,5X685Ld 11,5X755Ld 2PJ860 6PK1153 6PK894 CT637 CT637K1	PS, (-AC) PS, WP, (AC) 2.FAN ALT, (AC) ALT, WP, (-AC) CA CA
	03/93-08/99	ABU, AEE, ALM	55	1598	2PJ860 6PK1070 6PK1100 6PK1153 6PK1185 CT732 CT847 CT847K1 CT732WP1 CT847WP1	2.FAN ALT, PS ALT, PS, MTR-CODE: ABU ALT, PS, AC, MTR-CODE: ABU ALT, PS, AC, MTR-CODE: AEE, ALM CA, MTR-CODE: ABU CA, MTR-CODE: ALM, AEE CA, MTR-CODE: AEE, ALM CA, MTR-CODE: ABU CA, MTR-CODE: AEE, ALM
	04/96-08/99	AFT	74	1595	11,5X685Ld 11,5X755Ld 2PJ860 6PK1153 6PK894 CT848 CT848K4	PS, (-AC) WP, PS, (AC) 2.FAN ALT, AC ALT, PS, WP, (-AC) CA CA
1.8 i	03/93-08/99	ABS, ADZ, ACC	66	1781	11,5X685Ld 11,5X755Ld 2PJ860 6PK1153 6PK894 6PK976 CT637 CT637K1	PS PS, (AC) 2.FAN ALT, AC ALT ALT, (TP) CA CA
1.8 i 16V	11/93-08/96	ADL	95	1781	11,5X685Ld 11,5X755Ld 2PJ860 6PK1033 6PK1153 6PK976 CT869 CT869K2	PS, (-AC) PS, WP, (AC) 2.FAN ALT, WP, (-AC) ALT, AC ALT, WP, (-AC) CA CA
1.9 D	04/93-08/96	1Y	47-50	1896	11,5X730Ld 11,5X790Ld 2PJ860 6PK1045	PS, (-AC) PS, WP, (AC) 2.FAN ALT, (-AC), (TENS DAMPER)





SEAT

IBIZA II (6K1)



					6PK1145 6PK923 VD1084 MS13 CT867 CT867K2	ALT, (AC) ALT, (-AC), (-TENS DAMPER) ONLY WITH VD1084 CA CA
1.9 SDI	08/96-08/99	AEY	47	1896	11,5X730Ld 11,5X790Ld 2PJ860 6PK1045 6PK1145 6PK923 AP9004 AP9004 VD1084 MS13 CT945 CT945K1	PS, (-AC) PS, WP, (AC) 2.FAN ALT, (-AC), (TENS DAMPER) ALT, (AC) ALT, (-AC), (-TENS DAMPER) ALT, (Bosch), FOR ALT: 120A, OE-NO 028 903 026 G ALT, ⇨CH-NO 6KX-026679, (Bosch), FOR ALT: 90A, OE-NO 028 903 028 J ONLY WITH VD1084 CA CA
1.9 TD	03/93-08/96	AAZ	55	1896	11,5X730Ld 11,5X790Ld 2PJ860 6PK1045 6PK1145 6PK923 VD1084 MS13 CT867 CT867K1 CT867K2	PS, (-AC) PS, WP, (AC) 2.FAN ALT, (-AC), (TENS DAMPER) ALT, (AC) ALT, (-AC), (-TENS DAMPER) ONLY WITH VD1084 CA CA, ⇨MTR-NO 552 765 CA, MTR-NO 552 766⇨
1.9 TDI	08/96-08/99	1Z, AHU	66	1896	11,5X730Ld 11,5X790Ld 2PJ860 6PK1045 6PK1145 6PK923 AP9004 AP9004 VD1084 MS13 CT867 CT867K4	PS, (-AC) PS, WP, (AC) 2.FAN ALT, (-AC), (TENS DAMPER) ALT, (AC) ALT, (-AC), (-TENS DAMPER) ALT, ⇨CH-NO 6KX-026679, (Bosch), FOR ALT: 90A, OE-NO 028 903 028 J ALT, (Bosch), FOR ALT: 120A, OE-NO 028 903 026 G ONLY WITH VD1084 CA CA
	02/97-08/99	AFN	81	1896	11,5X730Ld 11,5X790Ld 2PJ860 6PK1045 6PK1145 6PK923 AP9001 AP9004 AP9004 VD1084 MS13 CT867 CT867K4	PS, (-AC) PS, WP, (AC) 2.FAN ALT, (-AC), (TENS DAMPER) ALT, (AC) ALT, (-AC), (-TENS DAMPER) ALT, (Bosch), FOR ALT: 90A, OE-NO 038 903 023 L, FOR ALT: 120A, OE-NO 028 903 028 E ALT, ⇨CH-NO 6KX-026679, (Bosch), FOR ALT: 90A, OE-NO 028 903 028 J ALT, (Bosch), FOR ALT: 120A, OE-NO 028 903 026 G ONLY WITH VD1084 CA CA
2.0 i	03/93-08/99	2E, AGG	85	1984	11,5X685Ld 11,5X755Ld 2PJ860	PS PS, (AC) 2.FAN





ContiTech



SEAT

IBIZA II (GK1)



					6PK1153 ALT, AC 6PK894 ALT 6PK976 ALT, (TP) CT630 CA CT630K1 CA
2.0 i 16V	08/96-08/99	ABF	110	1984	11,5X685Ld PS 11,5X730Ld PS, (AC) 2PJ860 2,FAN 6PK1153 ALT, AC 6PK894 ALT CT872 CA CT872K2 CA

IBIZA III (GK1)

1.0	08/99-02/02	ANV, ALD, AUC	37	999	6PK1070 ALT, (PS), (-AC) 6PK1185 ALT, (PS), (AC) 6PK751 ALT, (-PS), (-AC) CT846 CA CT846K1 CA, MTR-CODE: ALD, ⇨ MTR-NO 037 979 CT846K1 CA, MTR-CODE: ANV CT846K2 CA, MTR-CODE: AUC CT846K2 CA, MTR-CODE: ALD, MTR-NO 037 980⇨ CT846WP1 CA, MTR-CODE: ALD, ⇨ MTR-NO 037 979 CT846WP1 CA, MTR-CODE: ANV CT846WP2 CA, MTR-CODE: ALD, MTR-NO 037 980⇨ CT846WP2 CA, MTR-CODE: AUC
1.0 16V	10/99-02/02	AVZ, AST	51	999	6PK1070 ALT, (PS), (-AC) 6PK1185 ALT, (PS), (AC) 6PK751 ALT, (-PS), (-AC) CT907 CA
1.4	08/99-02/02	ANW, AKK, AUD	44	1390	6PK1070 ALT, (PS), (-AC) 6PK1185 ALT, (PS), (AC) 6PK751 ALT, (-PS), (-AC) CT846 CA CT846K1 CA, MTR-CODE: AKK, ⇨ MTR-NO 127806 CT846K2 CA, MTR-CODE: ANW, AUD CT846K2 CA, MTR-CODE: AKK, MTR-NO 127807⇨ CT846WP1 CA, MTR-CODE: AKK, ⇨ MTR-NO 127806 CT846WP2 CA, MTR-CODE: AKK, MTR-NO 127807⇨ CT846WP2 CA, MTR-CODE: ANW, AUD
1.4 16V	05/00-02/02	APE, AUA	55	1390	6PK1070 ALT, PS 6PK1185 ALT, PS, AC CT957(SET) CA CT957K1 CA CT957WP1 CA
	08/99-02/02	AQQ, AUB	74	1390	6PK1070 ALT, (-AC) 6PK1185 ALT, (AC) 6PK751 ALT, (-AC), (-PS) CT957(SET) CA CT957K1 CA CT957WP1 CA
1.6	08/99-02/02	AEH, AKL, APF, AUR	74	1595	6DPK1195 ALT, (AC) 6PK1120 ALT, (-AC) CT908 CA CT908K1 CA CT908WP1 CA
		ALM	55	1598	2PJ860 2,FAN 6PK1070 ALT, PS, (-AC) 6PK1185 ALT, PS, AC 6PK751 ALT, (-PS), (-AC) CT847 CA, MTR-CODE: AEE, ALM CT847K1 CA, MTR-CODE: AEE, ALM





SEAT						
IBIZA III (6K1)						
1.8 T 20V Cupra	07/00-02/02	AQX, AYP	115	1781	CT847WP1	CA, MTR-CODE: AEE, ALM
					6DPK1195	ALT, (AC)
					6PK1120	ALT, (AC)
					VD1107	
					CT909	CA
					CT909K2	CA
					CT909K3	CA
					CT909WP1	CA
1.9 SDI	08/99-02/02	AQM, AGP	50	1896	6PK1660	ALT, (AC)
					6PK906	ALT, (AC)
					AP9001	ALT, (Bosch), FOR ALT: 70A, OE-NO 038 903 023 K, FOR ALT: 90A, OE-NO 038 903 023 L
					VD1089	
					CT1044	CA, MTR-CODE: AGP, MTR-NO 595 001 ⇨
					CT1044	CA, MTR-CODE: AQM, MTR-NO 045 001 ⇨
					CT946	CA, MTR-CODE: AGP, ⇨MTR-NO 595 000
					CT946	CA, MTR-CODE: AQM, ⇨MTR-NO 045 000
					CT1044K1	CA, MTR-CODE: AQM, MTR-NO 004 133⇨
					CT1044K1	CA, MTR-CODE: AGP, MTR-NO 229 904⇨
					CT946K1	CA, MTR-CODE: AGP, ⇨MTR-NO 229 902
					CT946K1	CA, MTR-CODE: AQM, ⇨MTR-NO 004 131
					CT1044WP1	MTR-CODE: AGP, MTR-NO 595 001 ⇨
					CT1044WP1	CA, MTR-CODE: AQM, MTR-NO 045 001⇨
1.9 TDI	08/99-02/02	ALH, AGR	66	1896	6PK1660	ALT, PS, AC
					6PK906	ALT, PS
					AP9001	ALT, (Bosch), FOR ALT: 70A, OE-NO 038 903 023 K, FOR ALT: 90A, OE-NO 038 903 023 L
					VD1089	
					CT1044	MTR-CODE: ALH, MTR-NO 500001⇨
					CT1044	CA, MTR-CODE: AGR, MTR-NO 565001⇨
					CT946	CA, MTR-CODE: AGR, ⇨MTR-NO 565000
					CT946	MTR-CODE: ALH, ⇨MTR-NO 500000
	CT1044K1	CA, MTR-CODE: AGR, ALH				
	CT1044WP1	CA, MTR-CODE: AGR, MTR-NO 565 001⇨				
	CT1044WP1	MTR-CODE: ALH, MTR-NO 500 001⇨				
		ASV, ASK	81	1896	6PK1660	ALT, PS, AC
	6PK906				ALT, PS	
	AP9001				ALT, (Bosch), FOR ALT: 70A, OE-NO 038 903 023 K, FOR ALT: 90A, OE-NO 038 903 023 L	
VD1089	MTR-CODE: ASV					
CT1044	CA, MTR-CODE: ASV, MTR-NO 150001⇨					
CT946	CA, MTR-CODE: ASV, ⇨MTR-NO 150000					
CT1044K1	CA, MTR-CODE: ASV, MTR-NO 150001⇨					
CT1044WP1	CA, MTR-CODE: ASV, MTR-NO 150 001⇨					
IBIZA IV (6L1)						
1.2	02/02-06/06	AZQ, BME	47	1198	6PK1453	ALT, (AC)
					6PK1873	ALT, (AC), CH-NO 6L-3-207 001⇨
					6PK1880	ALT, (AC), ⇨CH-NO 6L-3-207 000
					AP9006	ALT, (Valeo), FOR ALT: 70A, OE-NO 03D903025D, 03D903025H, FOR ALT: 90A, OE-NO 03D903025E, 03D903025J
1.2, 1.2 12V	05/06-11/09	BBM, BXV	44-51	1198	6PK1453	ALT, (AC)
					6PK1873	ALT, (AC)
1.4 16V	02/02-11/09	AUB, BBZ	74	1390	6PK1080	ALT, (AC), CH-NO 6L-2-012 770⇨
					6PK1084	ALT, (AC), ⇨CH-NO 6L-2-012 769
					6PK737	ALT, (AC), CH-NO 6L-2-012 770⇨
					6PK745	ALT, (AC), ⇨CH-NO 6L-2-012 769
					CT957(SET)	CA
					CT957K1	CA
					CT957WP1	CA
	02/02-12/07	BBY, BKY	55	1390	6PK1080	MTR-CODE: BBY, BKY, ALT, (AC), CH-NO 6L-2-012

SEAT



ContiTech



SEAT

IBIZA IV (6L1)



SEAT

					6PK1084 6PK737 6PK737 6PK745 CT957(SET) CT957K1 CT957WP1	770⇨ MTR-CODE: BBY, BKY, ALT, (AC), ⇨CH-NO 6L-2-012 769 MTR-CODE: BBY, ALT, (AC), CH-NO 6L-2-012 770⇨ MTR-CODE: BKY, ALT, (AC) MTR-CODE: BBY, ALT, (AC), ⇨CH-NO 6L-2-012 769 CA CA CA
	05/06-11/09	BXW	63	1390	6PK1080 6PK737 CT957(SET) CT957K1 CT957WP1	ALT, (AC) ALT, (AC) CA CA CA
1.4 TDI	05/02-12/05	AMF	55	1422	6PK858 6PK995 AP9001 CT1028 CT1028K3 CT1028WP3	ALT, PS, (-AC) ALT, PS, (AC) ALT, (Bosch), FOR ALT: 70A, OE-NO 045 903 023 B, FOR ALT: 90A, OE-NO 045 903 023 CA, WP CA, WP CA, WP
	05/05-11/09	BNM	51	1422	6PK820 6PK995 AP9001 CT1028 CT1028K3 CT1028WP3	ALT, (AC) ALT, (AC) ALT, (Bosch), FOR ALT: 70A, OE-NO 045 903 023 C, FOR ALT: 90A, OE-NO 045 903 023, FOR ALT: 120A, OE-NO 045 903 023 A CA, WP CA, WP CA, WP
	06/05-11/09	BMS, BNV	59	1422	6PK1180 6PK820 6PK995 AP9001 AP9022 CT1028 CT1028K3 CT1028WP3	ALT, (AC), MTR-CODE: BMS ALT, (AC) ALT, (AC), MTR-CODE: BNV ALT, (Bosch), FOR ALT: 90A, OE-NO 045 903 023, 045 903 023 D, FOR ALT: 110A, OE-NO 045 903 023 H, FOR ALT: 120A, OE-NO 045 903 023 A ALT, (Bosch), FOR ALT: 90A, OE-NO 045903023D, MTR-CODE: BMS CA, WP CA, WP CA, WP
1.6	02/03-11/09	BAH	74	1598	6PK1080 6PK1084 6PK751 CT846 CT846K2 CT846WP2	ALT, (AC), CH-NO 6L-2-012 770⇨ ALT, (AC), ⇨CH-NO 6L-2-012 769 ALT, (AC) CA CA CA
1.6 16V	11/06-11/09	BTS	77	1598	6PK1090 6PK1733	ALT, (AC) ALT, (AC)
1.8 T Cupra R, 1.8 T FR	12/03-05/08	BBU, BJX, BKV, BLZ	110- 132	1781	6PK1033 6PK923 VD1107 CT909 CT909K9	ALT, (AC) ALT, (AC) CA CA
1.9 SDI	02/02-12/05	ASY	47	1896	6PK1095 6PK780 AP9001 AP9001 AP9001	ALT, AC ALT, (AC) ALT, (Hitachi), FOR ALT: 120A, OE-NO 028 903 029 G ALT, (Bosch), FOR ALT: 70A, OE-NO 038 903 023 K, FOR ALT: 90A, OE-NO 038 903 023 L, FOR ALT: 120A, OE-NO 028 903 028 E ALT, (Valeo), FOR ALT: 70A, OE-NO 038 903 023 Q,





SEAT

IBIZA IV (6L1)



					VD1111 CT1044 CT1044K2	FOR ALT: 90A, OE-NO 038 903 023 R, FOR ALT: 120A, OE-NO 038 903 023 S CA CA
1.9 TDI	02/02-11/09	ATD, AXR, BMT	74	1896	6PK1180 6PK780 6PK820 6PK1180D1 AP9001 AP9001 VD1076 MS18 MS37 CT1028 CT1028K3 CT1028WP1 CT1028WP3	MTR-CODE: ATD, AXR, BMT, ALT, (AC) MTR-CODE: ATD, AXR, ALT, (-AC) MTR-CODE: BMT, ALT, (-AC) MTR-CODE: ATD, AXR, ALT, (AC) ALT, (Bosch), FOR ALT: 70A, OE-NO 038 903 023 K, FOR ALT: 90A, OE-NO 038 903 023 L, MTR-CODE: ATD ALT, (Valeo), FOR ALT: 70A, OE-NO 038 903 023 Q, FOR ALT: 90A, OE-NO 038 903 023 R, MTR-CODE: ATD MTR-CODE: BMT, ONLY WITH VD1076 MTR-CODE: ATD, AXR, ONLY WITH VD1076 CA, WP CA, WP CA, WP, ⇨CH-NO 6L-3-000 000 CA, WP, CH-NO 6L-3-000 001 ⇨
		ASZ, BLT	96	1896	6PK1180 6PK780 6PK1180D1 AP9001 AP9001 AP9001 VD1076 MS37 CT1028 CT1028K3 CT1028WP1 CT1028WP3	ALT, PS, (AC) ALT, PS, (-AC) ALT, PS, (AC) ALT, (Bosch), FOR ALT: 70A, OE-NO 038 903 023 K, FOR ALT: 90A, OE-NO 038 903 023 L, FOR ALT: 120A, OE-NO 028 902 028 E ALT, (Valeo), FOR ALT: 70A, OE-NO 038 903 023 Q, FOR ALT: 90A, OE-NO 038 903 023 R, FOR ALT: 120A, OE-NO 038 903 023 S ALT, (Hitachi), FOR ALT: 120A, OE-NO 028 903 029 G ONLY WITH VD1076 CA, WP CA, WP CA, WP, ⇨CH-NO 6L-3-000 000 CA, WP, CH-NO 6L-3-000 001 ⇨
1.9 TDI Cupra R	03/04-02/08	BPX, BUK	118	1896	6PK1180 6PK780 6PK1180D1 AP9001 AP9001 VD1076 MS37 CT1028 CT1028K3 CT1028WP1 CT1028WP3	ALT, PS, (AC) ALT, PS, (-AC) ALT, PS, (AC) ALT, (Bosch), FOR ALT: 70A, OE-NO 038 903 023 K, FOR ALT: 90A, OE-NO 038 903 023 L ALT, (Valeo), FOR ALT: 70A, OE-NO 038 903 023 Q, FOR ALT: 90A, OE-NO 038 903 023 R ONLY WITH VD1076 CA, WP CA, WP
2.0	04/02-11/09	AZL, BBX	85	1984	6PK1033 6PK923 VD1107 CT908 CT908K1 CT908WP2	ALT, (AC) ALT, (-AC) CA CA CA
IBIZA V (6J1, 6J5, 6J8) 1.2	03/08-	BZG, CGPA	51	1198	6PK1453 6PK1873 AP9022	ALT, (AC) ALT, (AC) ALT, (Valeo), FOR ALT: 70A, OE-NO 03D903025H, MTR-CODE: BZG





ContiTech



SEAT

IBIZA V (6J1, 6J5, 6J8)

↔	05/10-	CGPA, CGPB	44-51	1198	6PK1453 6PK1873	MTR-CODE: CGPA, CGPB, ALT, (-AC) MTR-CODE: CGPA, CGPB, ALT, (AC)
	1.2 TDI	05/10-	CFWA	55	1199	6PK1070 6PK842 ELAST 6PK842 ELAST T1 AP9001 AP9001 VD1111 CT1139 CT1139K2 CT1139WP6
1.2 TSI	09/10-	CBZB	77	1197	6PK1432 6PK1693 AP9001 AP9012	MTR-CODE: CBZB, ALT, (-AC) MTR-CODE: CBZB, ALT, (AC) ALT, (Valeo), FOR ALT: 110A, OE-NO 03F903023E ALT, (Bosch), FOR ALT: 140A, OE-NO 03C 903 025 F, 03C 903 025 J, 03F 903 023 D, 03F 903 023 F
		08/12-	CBZA	63	1197	6PK1432 6PK1693
1.4	03/08-	BXW, CGGB	63	1390	6PK1080 6PK737 CT957(SET) CT957K3 CT957WP3	ALT, (AC) ALT, (-AC) CA CA CA
	1.4 TDI	07/08-06/10	BMS	59	1422	6PK1180 6PK820 AP9001 AP9022 CT1028 CT1028K3 CT1028WP3
1.4 TSI, 1.4 TSI Cupra	06/09-	CAVF, CNUB, CTJB, CTJC, CTHE, CTHF	110-132	1390	5PK491 6PK1600 6PK1698 AP9001 AP9001 AP9012	AIRC ALT, (-AC) ALT, (AC) ALT, (Valeo), FOR ALT: 110A, OE-NO 03C903023G, FOR ALT: 140A, OE-NO 03C903025D ALT, (Bosch), FOR ALT: 140A, OE-NO 03C903023A ALT, (Bosch), FOR ALT: 140A, OE-NO 03C903023A, 03C903025D
1.6 TDI	05/09-	CAYB	66	1598	6PK1070 6PK842 ELAST 6PK842 ELAST T1 AP9001 AP9001 AP9012 VD1076 VD1111 MS18 CT1139 CT1139K2 CT1139WP2 CT1139WP6	MTR-CODE: CAYB, CAYC, ALT, (AC) MTR-CODE: CAYB, CAYC, ALT, (-AC) MTR-CODE: CAYB, CAYC, ALT, (-AC) ALT, (Bosch), FOR ALT: 110A, OE-NO 06F903023D ALT, (Valeo), FOR ALT: 110A, OE-NO 03C903023G, 06F903023E ALT, (Bosch), FOR ALT: 140A, OE-NO 06F903023F MTR-CODE: CAYB, CAYC, ↔10/2009 MTR-CODE: CAYB, CAYC, 11/2009↔ ONLY WITH VD1076 MTR-CODE: CAYB, CAYC, CA MTR-CODE: CAYB, CAYC, CA, 12/2010↔ MTR-CODE: CAYB, CAYC, 12/2010↔, ↔MODEL '11, CA, WP MTR-CODE: CAYB, CAYC, MODEL '12↔, CA, WP
		CAYC, CLNA	77	1598	6PK1070 6PK842 ELAST	MTR-CODE: CAYB, CAYC, CLNA, ALT, (AC) MTR-CODE: CAYB, CAYC, CLNA, ALT, (-AC)





SEAT						
IBIZA V (6J1, 6J5, 6J8)						
					6PK842 ELAST T1 AP9001 AP9001 VD1076 VD1111 VD1111 MS18 CT1139 CT1139K2 CT1139WP2 CT1139WP6	MTR-CODE: CAYB, CAYC, CLNA, ALT, (-AC) ALT, (Bosch), FOR ALT: 110A, OE-NO 06F903023D ALT, (Valeo), FOR ALT: 110A, OE-NO 03C903023G, 06F903023E MTR-CODE: CAYB, CAYC, ⇒10/2009 MTR-CODE: CLNA MTR-CODE: CAYB, CAYC, 11/2009⇒ ONLY WITH VD1076 MTR-CODE: CAYB, CAYC, CLNA, CA MTR-CODE: CAYB, CAYC, CLNA, CA, 12/2010⇒ MTR-CODE: CAYB, CAYC, CLNA, 12/2010⇒, ⇒MODEL '11, CA, WP MTR-CODE: CAYB, CAYC, CLNA, MODEL '12⇒, CA, WP
	03/10-	CAYB	66	1598	6PK1070 6PK842 ELAST 6PK842 ELAST T1 AP9001 AP9001 VD1111 VD1111 CT1139 CT1139K2 CT1139WP2 CT1139WP6	MTR-CODE: CAYB, CAYC, ALT, (AC) MTR-CODE: CAYB, CAYC, ALT, (-AC) MTR-CODE: CAYB, CAYC, ALT, (-AC) ALT, (Valeo), FOR ALT: 140A, OE-NO 03L903023A, 03L903023F ALT, (Bosch), FOR ALT: 140A, OE-NO 06F903023F MTR-CODE: CAYB, CAYC, 11/2009⇒ MTR-CODE: CAYB, CAYC, CA MTR-CODE: CAYB, CAYC, CA, 12/2010⇒ MTR-CODE: CAYB, CAYC, 12/2010⇒, ⇒MODEL '11, CA, WP MTR-CODE: CAYB, CAYC, MODEL '12⇒, CA, WP
1.6, 1.6 LPG	05/08-	BTS, CNKA	60-77	1598	6PK1090 6PK1733	ALT, (-AC) ALT, (AC)
1.9 TDI	03/08-06/10	BLS, BXJ	66-77	1896	6PK1180 6PK820 AP9001 AP9001 AP9022 VD1076 MS18 CT1028 CT1028K3 CT1028WP3	ALT, (AC) ALT, (-AC) ALT, (Valeo), FOR ALT: 90A, OE-NO 038 903 023 R ALT, (Bosch), FOR ALT: 90A, OE-NO 038 903 023 L, FOR ALT: 120A, OE-NO 028 903 028 E ALT, (Bosch), FOR ALT: 90A, OE-NO 045903023D ONLY WITH VD1076 CA CA CA
2.0	10/08-	CEKA	85	1984	6PK1033 6PK923 AP9001 AP9001 CT908 CT908K1 CT908WP2	ALT, (AC) ALT, (-AC) ALT, (Valeo), FOR ALT: 120A, OE-NO 038 903 024 G ALT, (Bosch), FOR ALT: 120A, OE-NO 028 903 028 E CA CA CA
2.0 TDI	01/10-	CFHD	105	1968	6PK1070 6PK842 ELAST 6PK842 ELAST T1 AP9001 AP9001 AP9012 AP9012 VD1111 CT1139 CT1139K2 CT1139WP2 CT1139WP6	ALT, (AC) ALT, (-AC) ALT, (AC) ALT, (Bosch), FOR ALT: 110A, OE-NO 06F903023D ALT, (Valeo), FOR ALT: 110A, OE-NO 06F903023E, FOR ALT: 140A, OE-NO 03L903023A ALT, (Bosch), FOR ALT: 140A, OE-NO 06F903023F ALT, (Valeo), FOR ALT: 140A, OE-NO 03L903023F MTR-CODE: CFHD CA CA, 12/2010⇒ 12/2010⇒, ⇒MODEL '11, CA, WP MODEL '12⇒, CA, WP
INCA (6K9)					6PK1070	ALT

SEAT



ContiTech



SEAT

INCA (6K9)



					6PK1185 CT957(SET) CT957K1 CT957WP1	ALT, AC CA CA CA
1.4 i	11/95-06/03	AEX, AKV, APQ, AUD	44	1390	6PK1070 6PK1185 6PK751 CT846 CT846K1 CT846K2 CT846WP2 CT846WP3	ALT, PS ALT, PS, AC ALT CA CA, MTR-CODE: AEX, AKV, APQ CA, MTR-CODE: AUD CA, MTR-CODE: AUD CA, MTR-CODE: AEX, AKV, APQ
1.6 i	06/97-09/00	AEE, ALM	55	1598	6PK1070 6PK1185 CT847 CT847K1 CT847WP1	ALT ALT, AC CA, MTR-CODE: AEE, ALM CA, MTR-CODE: AEE, ALM CA, MTR-CODE: AEE, ALM
	11/95-05/98	1F	55	1595	11,5X685Ld 11,5X755Ld 6PK1153 6PK894 CT637 CT637K1	PS, (-AC) PS, (AC) ALT, AC ALT CA, MTR-CODE: 1F CA, MTR-CODE: 1F
1.7 D	09/96-06/03	AHB	42	1716	11,5X790Ld AVX10X730 6PK1045 6PK1145 AP9004 AP9004 AP9004 VD1084 MS13 CT945 CT945K1	PS, (AC) PS, (-AC) ALT, (AC) ALT, (AC) ALT, (Bosch), FOR ALT: 120A, OE-NO 028 903 026 G ALT, CH-NO 9KX-001746⇨, (Bosch), FOR ALT: 70A, OE-NO 6K0 903 028 ALT, OE-NO 6K0 903 028 ALT, ⇨CH-NO 9KX-001745, (Bosch), FOR ALT: 90A, OE-NO 028 903 028 J ONLY WITH VD1084 CA CA
1.9 D	11/95-06/03	1Y	47	1896	11,5X730Ld 11,5X790Ld 6PK1045 6PK1145 6PK923 AP9004 VD1084 MS13 CT867 CT867K1 CT867K2	PS, (-AC) PS, WP, (AC) ALT, (-AC), (TENS DAMPER) ALT, (AC) ALT, (AC), (TENS DAMPER) ALT, (Bosch), FOR ALT: 90A, OE-NO 028 903 028 J ONLY WITH VD1084 CA CA, ⇨MTR-NO 705 902 CA, MTR-NO 705 903⇨
1.9 SDI	11/95-06/03	AEY, AYQ	47	1896	11,5X730Ld 11,5X790Ld 6PK1045 6PK1145 6PK1660 6PK906 6PK923 AP9004 AP9004 AP9004 VD1076	PS, (-AC), MTR-CODE: AEY PS, WP, (AC), MTR-CODE: AEY ALT, (AC), (TENS DAMPER), MTR-CODE: AEY ALT, (AC), MTR-CODE: AEY ALT, PS, (AC), MTR-CODE: AYQ ALT, PS, (-AC), MTR-CODE: AYQ ALT, (AC), (TENS DAMPER), MTR-CODE: AEY ALT, MTR-CODE: AEY, ⇨CH-NO 9KX-001745, (Bosch), FOR ALT: 90A, OE-NO 028 903 028 J ALT, MTR-CODE: AEY, (Bosch), FOR ALT: 120A, OE-NO 028 903 026 G ALT, MTR-CODE: AEY, CH-NO 9KX-001746⇨, (Bosch), FOR ALT: 70A, OE-NO 6K0 903 028 MTR-CODE: AYQ, MTR-NO 074 038⇨





SEAT						
INCA (6K9)						
					VD1084 VD1089 MS13 MS17 MS37 CT1044 CT945 CT946 CT1044K1 CT945K1 CT1044WP1	MTR-CODE: AEY MTR-CODE: AYQ, ⇨MTR-NO 074 037 ONLY WITH VD1084 ONLY WITH VD1076 ONLY WITH VD1089 CA, MTR-CODE: AYQ, MTR-NO 005 518⇨ CA, MTR-CODE: AEY CA, MTR-CODE: AYQ, ⇨MTR-NO 005 517 CA, MTR-CODE: AYQ, MTR-NO 005 518⇨ CA, MTR-CODE: AEY CA, MTR-CODE: AYQ, MTR-NO 005 518⇨
1.9 TDI	09/96-06/03	ALH	66	1896	11,5X730Ld 11,5X790Ld 2PJ860 6PK1660 6PK906 VD1076 VD1089 MS17 MS37 CT1044 CT946 CT1044K1 CT1044WP1	PS, (-AC) PS, WP, (-AC) 2.FAN ALT, (AC), MTR-CODE: ALH ALT, (AC), MTR-CODE: ALH MTR-CODE: ALH, MTR-NO 896 340⇨ MTR-CODE: ALH, ⇨MTR-NO 896 339 ONLY WITH VD1076 ONLY WITH VD1089 CA, MTR-CODE: ALH, MTR-NO 500 001⇨ CA, MTR-CODE: ALH, ⇨MTR-NO 500 000 CA, MTR-CODE: ALH, MTR-NO 500 001⇨, 10/2001⇨ CA, MTR-CODE: ALH, MTR-NO 500 001⇨, 10/2001⇨
LEON (1M1)						
1.4 16V	11/99-06/06	APE, AHW, AXP, AUA, BCA	55	1390	6PK1080 6PK1548 CT957(SET) CT957K1 CT957K1 CT957K2 CT957WP1 CT957WP1 CT957WP4	ALT, (-AC) ALT, (AC) CA CA, MTR-CODE: AHW, MTR-NO 160 001⇨ CA, MTR-CODE: APE, AXP, BCA CA, MTR-CODE: AHW, ⇨MTR-NO 160 000 CA, MTR-CODE: APE, AXP, BCA CA, MTR-CODE: AHW, MTR-NO 160 001⇨ CA, ⇨MTR-NO 160 000, MTR-CODE: AHW
1.6	11/99-06/06	AEH, AKL, APF	74	1595	6DPK1195 6PK1120 AP9001 AP9001 AP9001 CT908 CT908K1 CT908WP1	ALT, (AC) ALT, (AC) ALT, (Bosch), FOR ALT: 120A, OE-NO 028 903 028 E, 038 903 024 F ALT, (Valeo), FOR ALT: 120A, OE-NO 038 903 023 S, 038 903 024 G ALT, (Hitachi), FOR ALT: 120A, OE-NO 028 903 029 G CA CA CA
	10/05-06/06	BGU, BFQ	75	1595	6DPK1195 6PK1120 AP9001 AP9001 AP9001 CT908 CT908K1	ALT, (AC) ALT, (-AC) ALT, (Hitachi), FOR ALT: 120A, OE-NO 038 903 029 G ALT, (Bosch), FOR ALT: 120A, OE-NO 038 903 024 F, FOR ALT: 140A, OE-NO 06F 903 023 F ALT, (Valeo), FOR ALT: 120A, OE-NO 038 903 024 G, FOR ALT: 140A, OE-NO 06F 903 023 C CA CA
1.6 16 V	09/00-06/06	ATN, AUS, AZD, BCB	77	1598	6PK1080 6PK1548 CT957(SET) CT957K1	ALT, PS ALT, PS, AC CA CA

SEAT



SEAT

LEON (1M1)

Model	Year	Engine	Power (kW)	Power (hp)	Part Number	Description
1.8 20V T	11/99-06/06	APP, AUQ	132	1781	CT957WP2	CA
					6DPK1195	ALT, PS, AC
					6PK1120	ALT, PS
					AP9001	ALT, (Bosch), FOR ALT: 120A, OE-NO 028 903 028 E, MTR-CODE: AUQ
					VD1107	
					CT909	CA
					CT909K2	CA, CH-NO 1M-YB088 001⇨, 1M-YR016 501⇨
					CT909K3	CA, CH-NO 1M-YB088 001⇨, 1M-YR016 501⇨
1.8 20V, 1.8 20V T 4	11/99-06/06	AGN, AJQ, APG, ARY	92-132	1781	6DPK1195	ALT, (AC)
					6PK1120	ALT, (AC)
					AP9001	ALT, (Valeo), FOR ALT: 120A, OE-NO 038 903 023 S, 038 903 024 G
					AP9001	ALT, (Bosch), FOR ALT: 120A, OE-NO 028 903 028 E, 038 903 024 F
					AP9001	ALT, (Hitachi), FOR ALT: 120A, OE-NO 028 903 029 G
					VD1107	
					CT909	CA
					CT909K2	CA, CH-NO 1M-YB088 001⇨, 1M-YR016 501⇨
1.8 T Cupra R	02/02-06/06	AMK, BAM	154-165	1781	6DPK1195	ALT, (AC)
					6PK1120	ALT, (AC)
					AP9001	ALT, (Bosch), FOR ALT: 120A, OE-NO 028 903 028 E, 038 903 024 F
					VD1107	
					CT909	CA
					CT909K2	CA
					CT909K3	CA
					CT909WP1	CA
1.9 SDI	11/99-06/06	AQM	50	1896	6PK1660	ALT, PS, (AC)
					6PK906	ALT, PS, (-AC)
					6PK1660D1	ALT, PS, (AC), CH-NO 1M-3R099 131⇨
					AP9001	ALT, (Bosch), FOR ALT: 90A, OE-NO 038 903 023 L, 038 903 024 D, FOR ALT: 120A, OE-NO 028 903 028 E, 038 903 024 F
					AP9001	ALT, (Valeo), FOR ALT: 90A, OE-NO 038 903 023 R, 038 903 024 E, FOR ALT: 120A, OE-NO 038 903 023 S, 038 903 024 G
					AP9001	ALT, (Hitachi), FOR ALT: 120A, OE-NO 028 903 029 G
					VD1076	CH-NO 1M-3R099 131⇨
					VD1089	⇨CH-NO 1M-3R099 130
					MS17	ONLY WITH VD1089
					MS37	ONLY WITH VD1076
					CT1044	CA, WP, MTR-NO 045001⇨
1.9 TDI	11/99-06/06	ALH, AGR	66	1896	6PK1660	ALT, PS, (AC)
					6PK906	ALT, PS, (-AC)
					6PK1660D1	ALT, PS, (AC), CH-NO 1M-3R099 131⇨
					AP9001	ALT, (Hitachi), FOR ALT: 120A, OE-NO 028 903 029 G





SEAT

LEON (1M1)



					AP9001 ALT, (Bosch), FOR ALT: 90A, OE-NO 038 903 023 L, 038 903 024 D, FOR ALT: 120A, OE-NO 028 903 028 E, 038 903 024 F AP9001 ALT, (Valeo), FOR ALT: 90A, OE-NO 038 903 023 R, 038 903 024 E, FOR ALT: 120A, OE-NO 038 903 023 S, 038 903 024 G VD1076 CH-NO 1M-3R099 131 ⇨ VD1089 ⇨CH-NO 1M-3R099 130 MS17 ONLY WITH VD1089 MS37 ONLY WITH VD1076 CT1044 CA, WP, MTR-CODE: AGR, MTR-NO 565001 ⇨ CT1044 CA, WP, MTR-CODE: ALH, MTR-NO 500001 ⇨ CT946 CA, WP, MTR-CODE: AGR, ⇨MTR-NO 565000 CT946 CA, WP, MTR-CODE: ALH, ⇨MTR-NO 500000 CT1044K1 CA, WP, MTR-CODE: ALH, AGR CT1044WP1 CA, WP, MTR-CODE: AGR, MTR-NO 565 001 ⇨ CT1044WP1 CA, WP, MTR-CODE: ALH, MTR-NO 500 001 ⇨
		AHF, ASV	81	1896	6PK1660 ALT, PS, (AC) 6PK906 ALT, PS, (AC) 6PK1660D1 ALT, PS, (AC), CH-NO 1M-3R099 131 ⇨ AP9001 ALT, (Bosch), FOR ALT: 90A, OE-NO 038 903 024 D, 038 903 023 L, FOR ALT: 120A, OE-NO 028 903 023 S, 038 903 024 F AP9001 ALT, (Hitachi), FOR ALT: 120A, OE-NO 028 903 029 G AP9001 ALT, (Valeo), FOR ALT: 90A, OE-NO 038 903 023 R, 038 903 024 E, FOR ALT: 120A, OE-NO 038 903 024 G, 038 903 023 S VD1076 CH-NO 1M-3R099 131 ⇨ VD1089 ⇨CH-NO 1M-3R099 130 MS17 ONLY WITH VD1089 MS37 ONLY WITH VD1076 CT1044 CA, WP, MTR-CODE: ASV CT1044 CA, WP, MTR-CODE: AHF, MTR-NO 595001 ⇨ CT946 CA, WP, MTR-CODE: AHF, ⇨MTR-NO 595000 CT1044K1 CA, WP, MTR-CODE: AHF, MTR-NO 595 001 ⇨ CT1044K1 CA, WP, MTR-CODE: ASV CT1044WP1 CA, WP, MTR-CODE: ASV CT1044WP1 CA, WP, MTR-CODE: AHF, MTR-NO 595 001 ⇨
1.9 TDI, 1.9 TDI Syncro	02/01-06/06	ARL	110	1896	6DPK1195 ALT, (AC) 6PK1120 ALT, (AC) AP9001 ALT, (Bosch), FOR ALT: 70A, OE-NO 038 903 023 K, FOR ALT: 90A, OE-NO 038 903 023 L, 038 903 024 D, FOR ALT: 120A, OE-NO 028 903 028 E, 038 903 024 F AP9001 ALT, (Valeo), FOR ALT: 90A, OE-NO 038 903 023 R, 038 903 024 E, FOR ALT: 120A, OE-NO 038 903 023 S, 038 903 024 G AP9001 ALT, (Hitachi), FOR ALT: 120A, OE-NO 028 903 029 G VD1091 CA CT1028 CA, MTR-CODE: ARL, ⇨CH-NO 1M-2R120000 CT1028K2 CA, MTR-CODE: ARL, CH-NO 1M-2R120001 ⇨ CT1028K3 CA, MTR-CODE: ARL, ⇨CH-NO 1M-2R120000 CT1028K4 CA, MTR-CODE: ARL, CH-NO 1M-2R120001 ⇨ CT1028WP5 CA, MTR-CODE: ARL, CH-NO 1M-2R120001 ⇨
1.9 TDI	05/03-06/06	ASZ	96	1896	6DPK1195 ALT, (AC) 6PK1120 ALT, (AC) 6DPK1195D2 ALT, (AC), MTR-NO ASZ 435 001 ⇨ AP9001 ALT, (Bosch), FOR ALT: 70A, OE-NO 038 903 023 K, FOR ALT: 90A, OE-NO 038 903 023 L, 038 903





SEAT

LEON (1M1)



					<ul style="list-style-type: none"> AP9001 AP9001 VD1076 VD1091 MS17 MS37 CT1028 CT1028K3 CT1028WP4 	<p>023 D, FOR ALT: 120A, OE-NO 028 903 028 E, 028 903 024 F</p> <p>ALT, (Valeo), FOR ALT: 90A, OE-NO 038 903 023 R, 038 903 024 E, FOR ALT: 120A, OE-NO 038 903 023 S, 038 903 023 G</p> <p>ALT, (Hitachi), FOR ALT: 90A, OE-NO 038 903 029 G</p> <p>MTR-CODE: ASZ, MTR-NO 435 001 →</p> <p>MTR-CODE: ASZ, →MTR-NO 435 000</p> <p>ONLY WITH VD1089</p> <p>ONLY WITH VD1076</p> <p>CA, WP</p> <p>CA, WP</p> <p>CA, WP</p>
	10/05-06/06	AXR	74	1896	<ul style="list-style-type: none"> 6DPK1195 6PK1120 6DPK1195D1 AP9001 AP9001 AP9001 VD1076 MS18 CT1028 CT1028K3 CT1028WP4 	<p>ALT, (AC)</p> <p>ALT, (AC)</p> <p>ALT, (AC)</p> <p>ALT, (Bosch), FOR ALT: 70A, OE-NO 038 903 023 K, FOR ALT: 90A, OE-NO 038 903 023 L, 038 903 023 D, FOR ALT: 120A, OE-NO 028 903 028 E, 028 903 024 F</p> <p>ALT, (Valeo), FOR ALT: 90A, OE-NO 038 903 023 R, 038 903 024 E, FOR ALT: 120A, OE-NO 038 903 023 S, 038 903 023 G</p> <p>ALT, (Hitachi), FOR ALT: 90A, OE-NO 038 903 029 G</p> <p>ONLY WITH VD1076</p> <p>CA, MTR-CODE: AXR</p> <p>CA, MTR-CODE: AXR</p> <p>CA</p>
2.8	05/02-06/04	BDE	150	2792	<ul style="list-style-type: none"> 6DPK1320 6PK1264 AP9001 AP9001 AP9001 	<p>ALT, (AC)</p> <p>ALT, (AC)</p> <p>ALT, (Bosch), FOR ALT: 70A, OE-NO 038 903 023 K, FOR ALT: 90A, OE-NO 038 903 023 L, 038 903 023 D, FOR ALT: 120A, OE-NO 028 903 028 E, 028 903 024 F</p> <p>ALT, (Valeo), FOR ALT: 90A, OE-NO 038 903 023 R, 038 903 024 E, FOR ALT: 120A, OE-NO 038 903 023 S, 038 903 023 G</p> <p>ALT, (Hitachi), FOR ALT: 90A, OE-NO 038 903 029 G</p>
2.8 Cupra 4	02/01-06/06	AUE	150	2792	<ul style="list-style-type: none"> 6DPK1320 6PK1264 AP9001 AP9001 AP9001 	<p>ALT, (AC)</p> <p>ALT, (AC)</p> <p>ALT, (Valeo), FOR ALT: 90A, OE-NO 038 903 023 R</p> <p>ALT, (Hitachi), FOR ALT: 120A, OE-NO 028 903 029 G</p> <p>ALT, (Bosch), FOR ALT: 90A, OE-NO 038 903 023 L, FOR ALT: 120A, OE-NO 028 903 028 E</p>
LEON (1P1)						
1.2 TSI	02/10-	CBZB	77	1197	<ul style="list-style-type: none"> 6PK1432 6PK1693 AP9012 AP9012 	<p>MTR-CODE: CBZB, ALT, (-AC)</p> <p>MTR-CODE: CBZB, ALT, (AC)</p> <p>ALT, (Bosch), FOR ALT: 140A, OE-NO 03F 903 023 D, 03C 903 023 F</p> <p>ALT, (Valeo), FOR ALT: 110A, OE-NO 03F 903 023 E</p>
1.4 16V	06/06-	BXW, CGGB	63	1390	<ul style="list-style-type: none"> 6PK1100 6PK737 CT957(SET) CT957K1 CT957WP1 	<p>ALT, (AC)</p> <p>ALT, (AC)</p> <p>CA</p> <p>CA</p> <p>CA</p>
1.4 TSI	11/07-	CAXC	92	1390	<ul style="list-style-type: none"> 6PK1733 AP9001 AP9012 AP9012 	<p>ALT, (AC)</p> <p>ALT, (Valeo), FOR ALT: 110A, OE-NO 03C903023D</p> <p>ALT, (Bosch), OE-NO 03C 903 023 A, FOR ALT: 140A</p> <p>ALT, (Valeo), OE-NO 03C 903 023 C, FOR ALT: 140A</p>





SEAT						
LEON (1P1)						
↔ 1.6	07/05-	BSE, BSF, CCSA, CMXA	75	1595	6PK1045 6PK900 AP9001 AP9001 CT908 CT908K1 CT908WP1	ALT, (AC) ALT, (-AC) CH-NO 1P-6-000 001 ⇨, ALT, (Bosch), FOR ALT: 140A, OE-NO 06F903023F, 06F903023A ALT, (Valeo), FOR ALT: 140A, OE-NO 06F903023C CA CA CA
1.6 LPG	12/09-	CHGA	75	1595	AP9001 AP9001	ALT, (Bosch), FOR ALT: 140A, OE-NO 06F903023F ALT, (Valeo), FOR ALT: 140A, OE-NO 03L903023F
1.6 TDI	11/10-	CAYB	66	1598	6PK1070 6PK842 ELAST 6PK842 ELAST T1 AP9001 AP9001 VD1111 CT1139 CT1139K2 CT1139WP6	MTR-CODE: CAYB, CAYC, ALT, (AC) MTR-CODE: CAYB, CAYC, ALT, (-AC) MTR-CODE: CAYB, CAYC, ALT, (-AC) ALT, (Bosch), FOR ALT: 110A, OE-NO 06F903023D, FOR ALT: 140A, OE-NO 03L903023, 06F903023F ALT, (Valeo), FOR ALT: 110A, OE-NO 06F903023E, FOR ALT: 140A, OE-NO 03L903023A, 03L903023F MTR-CODE: CAYB, CAYC MTR-CODE: CAYB, CAYC, CA MTR-CODE: CAYB, CAYC, CA, 12/2010⇨ MTR-CODE: CAYB, CAYC, CA, WP, 12/2010⇨
	02/10-	CAYC	77	1598	6PK1070 6PK842 ELAST 6PK842 ELAST T1 AP9001 AP9001 VD1111 CT1139 CT1139K2 CT1139WP6	MTR-CODE: CAYB, CAYC, ALT, (AC) MTR-CODE: CAYB, CAYC, ALT, (-AC) MTR-CODE: CAYB, CAYC, ALT, (-AC) ALT, (Valeo), FOR ALT: 140A, OE-NO 03L903023A ALT, (Bosch), FOR ALT: 140A, OE-NO 03L903023 MTR-CODE: CAYB, CAYC MTR-CODE: CAYB, CAYC, CA MTR-CODE: CAYB, CAYC, CA, 12/2010⇨ MTR-CODE: CAYB, CAYC, CA, WP, 12/2010⇨
1.8 TSI	06/07-	BZB, CDAA	118	1798	6PK1120 AP9001 AP9009 AP9009 CT1143	ALT ALT, (Valeo), OE-NO 06J903023C, FOR ALT: 140A ALT, (Bosch), FOR ALT: 140A, OE-NO 06B903016AB ALT, (Valeo), FOR ALT: 140A, OE-NO 06D903016A, 06J903023C WP
1.9 TDI	07/05-	BKC, BLS, BXE	77	1896	6PK1050 6PK948 6PK1050D2 AP9001 VD1076 MS18 CT1028 CT1028K3 CT1028WP3	ALT, (AC) ALT, (-AC) ALT, (AC) MTR-CODE: BLS, BXE, ALT, (Bosch), OE-NO 06F903023F, FOR ALT: 140A ONLY WITH VD1076 CA, WP CA, WP CA, WP
	06/07-	BXF	66	1896	6PK1050 6PK948 6PK1050D2 AP9001 AP9001 VD1076 MS18 CT1028 CT1028K3 CT1028WP3	ALT, (AC) ALT, (-AC) ALT, (AC) ALT, (Bosch), FOR ALT: 110A, OE-NO 06F903023D, FOR ALT: 140A, OE-NO 06F903023A, 06F903023F ALT, (Valeo), FOR ALT: 110A, OE-NO 06F903023E, FOR ALT: 140A, OE-NO 06F903023C, 03L903023F ONLY WITH VD1076 CA CA CA
1.9 TDI	10/05-	ASV	81	1896	6PK1660 6PK906 6PK1660D1	ALT, PS, (AC) ALT, PS, (-AC) ALT, PS, (AC), CH-NO 1M-3R099 131⇨



ContiTech



SEAT

LEON (1P1)



					AP9001 ALT, (Hitachi), FOR ALT: 120A, OE-NO 028 903 029 G AP9001 ALT, (Bosch), FOR ALT: 90A, OE-NO 038 903 024 D, 038 903 023 L, FOR ALT: 120A, OE-NO 028 903 023 S, 038 903 024 F AP9001 ALT, (Valeo), FOR ALT: 90A, OE-NO 038 903 023 R, 038 903 024 E, FOR ALT: 120A, OE-NO 038 903 024 G, 038 903 023 S CT1044 CA, WP, MTR-CODE: ASV CT946 CA, WP, MTR-CODE: AHF, ⇨ MTR-NO 595000 CT1044K1 CA, WP, MTR-CODE: ASV CT1044WP1 CA, WP, MTR-CODE: ASV
2.0 Cupra R	09/09-	CDLA	195	1984	6PK1054 ALT, (AC) 6PK955 ALT, (-AC) AP9001 ALT, (Valeo), FOR ALT: 140A, OE-NO 03L903023F CT1088 CA
2.0 FSI	07/05-05/10	BLR, BLY, BVY, BVZ	110	1984	6PK1045 ALT, (AC) 6PK900 ALT, (AC) AP9001 ALT, (Bosch), OE-NO 06F903023F, FOR ALT: 140A VD1107 CT1088 CA CT1088K1 CA
2.0 TDI	05/06-	BMN, CEGA, CFJA	125	1968	6PK1050 MTR-CODE: BMN, ALT, (AC) 6PK1070 MTR-CODE: CEGA, CFJA, ALT, (AC) 6PK842 ELAST MTR-CODE: CEGA, CFJA, ALT, (-AC) 6PK948 MTR-CODE: BMN, ALT, (AC) 6PK1050D2 MTR-CODE: BMN, ALT, (AC) 6PK842 ELAST T1 MTR-CODE: CEGA, CFJA, ALT, (-AC) AP9001 MTR-CODE: BMN, ALT, (Bosch), FOR ALT: 110A, OE-NO 06F903023D, FOR ALT: 140A, OE-NO 06F903023F, 06F903023A AP9001 MTR-CODE: BMN, ALT, (Valeo), FOR ALT: 110A, OE-NO 06F903023E, FOR ALT: 140A, OE-NO 06F903023C VD1076 MTR-CODE: BMN, CEGA VD1111 MTR-CODE: CFJA MS18 ONLY WITH VD1076 CT1051 MTR-CODE: BMN, CA, WP CT1134 MTR-CODE: CEGA, CA, WP CT1139 MTR-CODE: CFJA, CA CT1051K2 MTR-CODE: BMN, CA, WP CT1134K1 MTR-CODE: CEGA, CA, WP CT1139K2 MTR-CODE: CFJA, CA, 12/2010⇨ CT1051WP2 MTR-CODE: BMN, CA, WP CT1134WP1 MTR-CODE: CEGA, CA, WP CT1139WP6 MTR-CODE: CFJA, CA, WP, 12/2010⇨
	10/05-	BMM	103	1968	6PK1050 ALT, PS, (AC) 6PK948 ALT, PS, (-AC) 6PK1050D2 ALT, PS, (AC) AP9001 ALT, (Bosch), FOR ALT: 110A, OE-NO 06F903023D, FOR ALT: 140A, OE-NO 06F903023F, 06F903023A AP9001 ALT, (Valeo), FOR ALT: 110A, OE-NO 06F903023E, FOR ALT: 140A, OE-NO 06F903023C VD1076 MS18 ONLY WITH VD1076 CT1028 CA, WP CT1028K3 CA, WP CT1028WP4 ALT, WP
	07/05-05/10	AZV	100	1968	6PK1050 MTR-CODE: AZV, BKD, ALT, (AC) 6PK948 MTR-CODE: AZV, BKD, ALT, (-AC)





SEAT

LEON (1P1)



					6PK1050D2 AP9001 AP9001 VD1076 MS18 CT1051 CT1051K1 CT1051K2 CT1051WP1 CT1051WP2	<p>MTR-CODE: AZV, BKD, ALT, (AC) ALT, (Valeo), FOR ALT: 110A, OE-NO 06F903023E, FOR ALT: 140A, OE-NO 06F903023C, 03L903023F ALT, (Bosch), FOR ALT: 110A, OE-NO 06F903023D, FOR ALT: 140A, OE-NO 06F903023A, 06F903023F</p> <p>ONLY WITH VD1076 MTR-CODE: AZV, BKD, CA, WP CA, WP, MTR-CODE: AZV, BKD, ⇨CH-NO 5P-7-000 000 CA, WP, MTR-CODE: AZV, BKD, CH-NO 5P-7-000 001⇨ CA, WP, ⇨CH-NO 5P-7-000 000, MTR-CODE: AZV, BKD CA, WP, CH-NO 5P-7-000 001⇨, MTR-CODE: AZV, BKD</p>
2.0 TDI 16V	07/05-	BKD, CFHC, CLCB	103	1968	6PK1050 6PK1070 6PK842 ELAST 6PK948 6PK1050D2 6PK842 ELAST T1 AP9001 AP9001 VD1076 VD1111 MS18 CT1051 CT1139 CT1051K1 CT1051K2 CT1139K2 CT1051WP1 CT1051WP2 CT1139WP6	<p>MTR-CODE: AZV, BKD, ALT, (AC) MTR-CODE: CFHC, CLCB, ALT, (AC) MTR-CODE: CFHC, CLCB, ALT, (-AC) MTR-CODE: AZV, BKD, ALT, (-AC) MTR-CODE: AZV, BKD, ALT, (AC) MTR-CODE: CFHC, CLCB, ALT, (-AC) CH-NO 1P-6-000 001⇨, ALT, (Bosch), FOR ALT: 110A, OE-NO 06F903023D, FOR ALT: 140A, OE-NO 06F903023F, 06F903023A ALT, (Valeo), FOR ALT: 110A, OE-NO 06F903023E, FOR ALT: 140A, OE-NO 06F903023C MTR-CODE: BKD MTR-CODE: CFHC, CLCB ONLY WITH VD1076 MTR-CODE: AZV, BKD, CA, WP MTR-CODE: CFHC, CLCB, CA CA, WP, MTR-CODE: AZV, BKD, ⇨CH-NO 1P-7-000 000 CA, WP, MTR-CODE: AZV, BKD, CH-NO 1P-7-000 001⇨ MTR-CODE: CFHC, CLCB, CA, 12/2010⇨ CA, WP, ⇨CH-NO 1P-7-000 000, MTR-CODE: AZV, BKD CA, WP, CH-NO 1P-7-000 001⇨, MTR-CODE: AZV, BKD MTR-CODE: CFHC, CLCB, CA, WP, 12/2010⇨</p>
2.0 TFSI	09/05-05/06	BWA1	136	1984	6PK1054 6PK900 AP9001 AP9001 CT1088 CT1088K1	<p>ALT, (AC) ALT, (-AC) ALT, (Bosch), FOR ALT: 140A, OE-NO 06F903023F ALT, (Valeo), FOR ALT: 140A, OE-NO 06F903023C CA, MTR-CODE: BWA CA</p>
	05/05-03/09	BWA	147	1984	6PK1054 6PK955 AP9001 CT1088 CT1088K1	<p>MTR-CODE: BWA, ALT, (AC) MTR-CODE: BWA, ALT, (-AC) ALT, (Bosch), OE-NO 06F903023F, FOR ALT: 140A MTR-CODE: BWA, CA, WP MTR-CODE: BWA, CA, WP</p>
	11/06-	BWJ, CDLD	177	1984	6PK1054 6PK955 AP9001 CT1088	<p>MTR-CODE: BWJ, CDLD, ALT, (AC) MTR-CODE: BWJ, CDLD, ALT, (-AC) ALT, (Bosch), OE-NO 06F903023F, FOR ALT: 140A MTR-CODE: BWJ, CDLD, CA, WP</p>
	06/09-	CCZB	155	1984	6PK1120 AP9009 AP9009 CT1143	<p>ALT, (AC) ALT, (Valeo), FOR ALT: 140A, OE-NO 06J903023C ALT, (Bosch), FOR ALT: 140A, OE-NO 06B903016AB WP</p>





ContiTech



SEAT

LEON (1P1)

↔ 1.2 TSI	01/13-	CJZA, CJZB	63-77	1197	∞ ∞ ▲▲▲	6PK1000 6PK737 CT1167	ALT, (AC) ALT, (AC) CA
1.4 TSI	09/12-	CHPA, CMBA, CPTA	90-103	1395	∞ ∞ ▲▲▲	6PK1000 6PK737 CT1167 CT1169	ALT, (AC) ALT, (AC) CA WP
1.6 TDI	11/12-	CLHA, CLHB	66-77	1598	∞ ∞ ⊕ ▲▲▲	6PK1025 6PK799 ELAST VD1076 CT1168	ALT, (AC) ALT, (AC) CA
1.8 TFSI	02/13-	CJSA	132	1798	∞	6PK1130	ALT
2.0 TDI	09/12-	CKFC, CRMB, CUNA, CUPA	110-135	1968	∞ ∞ ⊕ ▲▲▲	6PK1025 6PK799 ELAST VD1076 CT1168	ALT, (AC) ALT, (AC) CA

MALAGA (023A)

1.2, 1.2 i	11/84-12/93	021A1000, 021C.1000	44-52	1193	∞ ∞ ▲▲▲ ▲▲▲	AVX10X750 AVX13X975 CT557 CT557K1	ALT AC CA CA
1.5, 1.5 i, 1.5 i KAT	05/85-12/93	021A2000, 021B.2000, 021C.2000, 021D.2000	63-74	1461	∞ ∞ ▲▲▲ ▲▲▲	AVX10X750 AVX13X975 CT557 CT557K1	ALT AC CA CA
1.7 D	05/85-12/93	022A.5000	40-42	1714	∞ ∞ ▲▲▲ ▲▲▲ ▲▲▲	AVX10X825 AVX10X838 CT678 CT678K1 CT678K2	ALT, ⇌08/1985 ALT, 09/1985⇌ CA CA CA

MARBELLA (28, 028A)

0.8	08/86-12/93	08NCA	25	843	∞	AVX10X813	ALT
0.9 KAT	11/96-10/98	08NCB	30	899	∞	AVX10X800	ALT
0.9, 0.9 KAT	01/87-10/98	08NCB, 09NCB, 09NCA, 100GL7000	29-32	899	∞	AVX10X813	ALT

Mii (KF1_)

1.0, 1.0 EcoFuel	10/11-	CHYA, CHYB, CPGA	44-55	999	∞ ∞ ∞ ▲▲▲	6PK1000 6PK701 ELAST 6PK737 CT1167	ALT, (AC), (START-STOP) ALT, (AC), (-START-STOP) ALT, (AC), (START-STOP) CA
------------------	--------	------------------	-------	-----	--------------------	---	--

RONDA (022A)

1.2	10/84-12/86	021A1000	44	1193	∞ ▲▲▲ ▲▲▲	AVX10X750 CT557 CT557K1	ALT CA CA
	08/83-05/85	021A1000, 124B6.000	47	1193	∞ ▲▲▲	AVX10X800 CT648	ALT CA
1.4	06/82-11/88	124B7000	54	1438	∞ ▲▲▲	AVX10X800 CT648	ALT CA
1.5	09/84-12/86	021A2000	63	1461	∞ ▲▲▲ ▲▲▲	AVX10X750 CT557 CT557K1	ALT CA CA
1.6	08/83-09/85	138AR6000, 022A000	68	1592	∞ ∞ ∞ ▲▲▲ ▲▲▲	AVX10X1075 AVX10X875 AVX13X775 CT649 CT649K1	ALT, (AC) ALT AC CA CA
1.7 Diesel	06/82-12/86	022A.5000	40-41	1714	∞ ∞ ▲▲▲ ▲▲▲ ▲▲▲	AVX10X825 AVX10X838 CT678 CT678K1 CT678K2	ALT, ⇌12/1985 ALT, 01/1986⇌ CA CA CA





SEAT						
TERRA (24, 024A)						
↔ 0.9, 0.9 KAT	01/87-12/96	09NCA, 09NCB	29	903	∞	AVX10X800 ALT
1.3 D	03/90-12/94	MN	33	1272	∞	AVX10X675 ALT
					▲▲▲	CT534 CA
					▲▲▲	CT547 INJP
1.4 D	10/90-12/95	1W	35	1398	∞	AVX10X700 ALT
					▲▲▲	CT534 CA
					▲▲▲	CT547 INJP
TOLEDO I (1L)						
1.6 i	05/91-03/99	1F, EZ, ABN	52-55	1595	∞	11,5X685Ld PS, (-AC), CH-NO 1L-ZD304851↔
					∞	11,5X755Ld WP, PS, (AC), CH-NO 1L-ZD304851↔
					∞	AVX10X630 ALT, (AC), ↔CH-NO 1L-ZD304850
					∞	AVX10X730 PS, ↔CH-NO 1L-ZD304850
					∞	AVX10X865 ALT, (PS), ↔CH-NO 1L-ZD304850
					∞	AVX10X950 ALT, ↔CH-NO 1L-ZD304850
					∞	AVX13X950 AC, ↔CH-NO 1L-ZD304850
					∞	2PJ800 2.FAN
					∞	6PK1153 ALT, AC, CH-NO 1L-ZD304851↔
					∞	6PK894 ALT, WP, (-AC), CH-NO 1L-ZD304851↔
					▲▲▲	CT637 CA
					▲▲▲	CT637K1 CA
1.6 i	11/96-03/99	AFT	74	1595	∞	11,5X685Ld PS, (-AC)
					∞	11,5X755Ld WP, PS, (AC)
					∞	2PJ860 2.FAN
					∞	6PK1153 ALT, AC
					∞	6PK894 ALT, PS, WP, (-AC)
					▲▲▲	CT848 CA
					▲▲▲	CT848K4 CA
1.8 16V	05/91-03/99	KR, PL	92-98	1781	∞	AVX10X630 ALT, (AC)
					∞	AVX10X730 PS
					∞	AVX10X865 ALT, (PS)
					∞	AVX10X950 ALT
					∞	AVX13X950 AC
					∞	2PJ800 2.FAN
					▲▲▲	CT869 CA
					▲▲▲	CT869K1 CA
1.8 GT	05/91-11/92	KR	102	1781	∞	AVX10X630 ALT, (AC), PS
					∞	AVX10X950 ALT, (-AC)
					∞	AVX13X950 WP, AC
					▲▲▲	CT869 CA
					▲▲▲	CT869K1 CA
1.8 i	05/91-12/96	RP	65	1781	∞	AVX10X630 ALT, (AC)
					∞	AVX10X730 PS
					∞	AVX10X865 ALT, (PS)
					∞	AVX10X950 ALT
					∞	AVX13X950 AC
					▲▲▲	CT637 CA
					▲▲▲	CT637K1 CA
1.8 i	11/93-12/96	ABS, ADZ, ACC	66	1781	∞	11,5X685Ld PS
					∞	11,5X755Ld PS, (AC)
					∞	2PJ800 2.FAN
					∞	6PK1153 ALT, AC
					∞	6PK894 ALT
					▲▲▲	CT637 CA
					▲▲▲	CT637K1 CA
1.9 D	05/91-03/99	1Y	47-50	1896	∞	11,5X730Ld PS, (-AC), CH-NO 1L-ZD304 851↔
					∞	11,5X790Ld PS, (AC)
					∞	11,9X650Ld PS, (-AC), ↔CH-NO 1L-ZD304 850
					∞	11,9X950Ld ALT, (-AC), ↔10/1993
					∞	AVX10X700 ALT, (AC), ↔CH-NO 1L-ZD 304 850
					∞	AVX13X950 ALT, (AC), ↔CH-NO 1L-ZD304 850
					∞	AVX13X950 AC, ↔CH-NO 1L-ZD304 850

SEAT





SEAT

TOLEDO I (1L)



Model	Year Range	Engine Code	Cylinders	Power (kW)	Accessories	Notes
					2PJ800	2.FAN
					6PK1045	ALT, (-AC), FOR ALT: 120A
					6PK1145	ALT, (AC), CH-NO 1L-ZD304 851⇒
					6PK923	ALT, (-AC)
					VD1084	
					MS13	ONLY WITH VD1084
					CT867	CA
					CT867K1	CA, ⇒MTR:NO 705 902
					CT867K2	CA, MTR:NO 705 903⇒
					1.9 TD	05/91-03/99
1.9 TDI	08/95-03/99	1Z, AHU	66	1896	11,5X730Ld 11,5X790Ld 2PJ800 2PJ860 6PK1045 6PK1145 6PK923 AP9004 AP9004 AP9004 VD1084 MS13 CT867 CT867K3 CT867K3 CT867K4 CT867K4	PS, (-AC) PS, WP, (AC) 2.FAN, OE-NO 1H0 119 137 2.FAN, OE-NO 1H0 119 137 A ALT, (AC), FOR ALT: 120A ALT, (AC) ALT, (-AC) ALT, MTR-CODE: AHU, ⇒CH-NO 1L-W-044486, (Bosch), OE-NO 028 903 028 J, FOR ALT: 90A ALT, MTR-CODE: AHU, CH-NO 1L-W-044487⇒, (Bosch), OE-NO 6K0 903 028, FOR ALT: 70A ALT, MTR-CODE: AHU, (Bosch), OE-NO 028 903 026 G, FOR ALT: 120A ONLY WITH VD1084 CA CA, MTR-CODE: AHU, ⇒MTR:NO 136 385 CA, MTR-CODE: 1Z, ⇒MTR:NO 289 576 CA, MTR-CODE: AHU, MTR:NO 136 386⇒ CA, MTR-CODE: 1Z, MTR:NO 289 577⇒
	11/96-03/99	AFN	81	1896	11,5X730Ld 11,5X790Ld 2PJ800 2PJ860 6PK1045 6PK1145 6PK923 AP9004 AP9004 AP9004 VD1084 MS13 CT867 CT867K3	PS, (-AC) PS, WP, (AC) 2.FAN, OE-NO 1H0 119 137 2.FAN, OE-NO 1H0 119 137 A ALT, (AC), FOR ALT: 120A ALT, (AC) ALT, (-AC) ALT, (Bosch), OE-NO 028 903 026 G, FOR ALT: 120A ALT, ⇒CH-NO 1L-W-044486, (Bosch), OE-NO 028 903 028 J, FOR ALT: 90A ALT, CH-NO 1L-W-044487⇒, (Bosch), OE-NO 6K0 903 028, FOR ALT: 70A ONLY WITH VD1084 CA CA, ⇒MTR:NO 136 733





SEAT						
TOLEDO I (1L)						
↔						CT867K4 CA, MTR-NO 136 734↔
2.0 i	05/91-03/99	2E, AGG	85	1984		AVX10X625 ALT, (AC)
						AVX10X730 PS
						AVX10X865 ALT, (PS)
						AVX10X950 ALT
						AVX13X950 AC
						2PJ800 2.FAN
						2PJ860 2.FAN
						CT630 CA
						CT630K1 CA
2.0 i 16V	11/93-03/99	ABF	110	1984		11,5X685Ld PS
						11,5X755Ld PS, (AC)
						2PJ860 2.FAN
						6PK1153 ALT, AC
						6PK976 ALT
						CT872 CA
						CT872K2 CA
TOLEDO II (1M2)						
1.4 16V	07/99-05/06	APE, AHW, AXP, AUA, BCA	55	1390		6PK1080 ALT, (AC)
						6PK1548 ALT, (AC)
						CT957(SET) CA
						CT957K1 CA, MTR-CODE: APE, AXP, BCA
						CT957K1 CA, MTR-CODE: AHW, MTR-NO 160 001↔
						CT957K2 CA, MTR-CODE: AHW, ↔MTR-NO 160 000
						CT957WP1 CA, MTR-CODE: APE, AXP, BCA
						CT957WP1 CA, MTR-CODE: AHW, MTR-NO 160 001↔
						CT957WP4 CA, ↔MTR-NO 160 000, MTR-CODE: AHW
1.6	04/99-09/00	AEH, AKL, APF	74	1595		6DPK1195 ALT, (AC)
						6PK1120 ALT, (AC)
						CT908 CA
						CT908K1 CA
						CT908WP1 CA
1.6 16V	09/00-05/06	AUS, AZD, BCB	77	1598		6PK1080 ALT, PS
						6PK1548 ALT, PS, AC
						CT957(SET) CA
						CT957K1 CA
						CT957WP2 CA
1.8 20V	04/99-05/06	AGN, APG	92	1781		6DPK1195 ALT, (AC)
						6PK1120 ALT, (AC)
						AP9001 ALT, (Bosch), FOR ALT: 120A, OE-NO 028 903 028 E, 038 903 024 F
						AP9001 ALT, (Valeo), FOR ALT: 120A, OE-NO 038 903 023 S, 038 903 024 G
						AP9001 ALT, (Hitachi), FOR ALT: 120A, OE-NO 028 903 029 G
						VD1107
						CT909 CA
						CT909K2 CA, CH-NO 1M-YB088 001↔, 1M-YR016 501↔
						CT909K3 CA, CH-NO 1M-YB088 001↔, 1M-YR016 501↔
						CT909K6 CA, ↔CH-NO 1M-YB088 000, 1M-YR016 500
						CT909K7 CA, ↔CH-NO 1M-YB088 000, 1M-YR016 500
						CT909WP1 CA, CH-NO 1M-YB088 001↔, 1M-YR016 501↔
1.8 20VT	05/01-05/06	APP, AUQ	132	1781		6DPK1195 ALT, PS, AC
						6PK1120 ALT, PS
						AP9001 ALT, (Bosch), FOR ALT: 120A, OE-NO 028 903 028 E, 038 903 024 F, MTR-CODE: AUQ
						AP9001 ALT, (Valeo), FOR ALT: 120A, OE-NO 038 903 023 S, 038 903 024 G, MTR-CODE: AUQ
						AP9001 ALT, (Hitachi), FOR ALT: 120A, OE-NO 028 903 029 G, MTR-CODE: AUQ

SEAT



SEAT

TOLEDO II (1M2)



					VD1107 CT909 CT909K2 CT909K3 CT909K6 CT909K7 CT909WP1	CA CA, CH-NO 1M-YB088 001 ⇨, 1M-YR016 501 ⇨ CA, CH-NO 1M-YB088 001 ⇨, 1M-YR016 501 ⇨ CA, ⇨CH-NO 1M-YB088 000, 1M-YR016 500 CA, ⇨CH-NO 1M-YB088 000, 1M-YR016 500 CA, CH-NO 1M-YB088 001 ⇨, 1M-YR016 501 ⇨
1.8 Allrad	05/01-04/04	ARY, AJQ	132	1781	6DPK1195 6PK1120 AP9001 AP9001 AP9001 CT909 CT909K2 CT909K3 CT909K6 CT909K7 CT909WP1	ALT, (AC) ALT, (AC) ALT, (Bosch), FOR ALT: 120A, OE-NO 028 903 028 E, 038 903 024 F, MTR-CODE: ARY ALT, (Valeo), FOR ALT: 120A, OE-NO 038 903 023 S, 038 903 024 G, MTR-CODE: ARY ALT, (Hitachi), FOR ALT: 120A, OE-NO 038 903 029 G, MTR-CODE: ARY CA CA, CH-NO 1M-YB088 001 ⇨, 1M-YR016 501 ⇨ CA, CH-NO 1M-YB088 001 ⇨, 1M-YR016 501 ⇨ CA, ⇨CH-NO 1M-YB088 000, 1M-YR016 500 CA, ⇨CH-NO 1M-YB088 000, 1M-YR016 500 CA, CH-NO 1M-YB088 001 ⇨, 1M-YR016 501 ⇨
	05/02-05/03	AMK	154	1781	6DPK1195 6PK1120 AP9001 AP9001 AP9001 CT909 CT909K2 CT909K3 CT909WP1	ALT, (AC) ALT, (AC) ALT, (Bosch), FOR ALT: 120A, OE-NO 028 903 028 E, 038 903 024 F, MTR-CODE: AMK ALT, (Valeo), FOR ALT: 120A, OE-NO 038 903 023 S, 038 903 024 G, MTR-CODE: AMK ALT, (Hitachi), FOR ALT: 120A, OE-NO 038 903 029 G, MTR-CODE: AMK CA CA CA CA
	05/03-10/05	BAM	165	1781	6DPK1195 6PK1120 AP9001 AP9001 AP9001 CT909 CT909K2 CT909K3 CT909WP1	ALT, (AC) ALT, (AC) ALT, (Hitachi), FOR ALT: 120A, OE-NO 038 903 029 G, MTR-CODE: BAM ALT, (Bosch), FOR ALT: 120A, OE-NO 028 903 028 E, 038 903 024 F, MTR-CODE: BAM ALT, (Valeo), FOR ALT: 120A, OE-NO 038 903 023 S, 038 903 024 G, MTR-CODE: BAM CA CA CA CA
1.9 SDI	11/99-06/04	AQM	50	1896	6PK1660 6PK906 AP9001 AP9001 AP9001 AP9001 VD1076 VD1089 MS17 MS37 CT1044 CT946 CT1044K1	ALT, PS, AC ALT, PS ALT, (Bosch), FOR ALT: 120A, OE-NO 028 903 028 E, 038 903 024 F, MTR-CODE: AQM ALT, (Valeo), FOR ALT: 120A, OE-NO 038 903 023 S, 038 903 024 G, MTR-CODE: AQM ALT, (Hitachi), FOR ALT: 120A, OE-NO 038 903 029 G, MTR-CODE: AQM CH-NO 1M-3R099 131 ⇨ ⇨CH-NO 1M-3R099 130 ONLY WITH VD1089 ONLY WITH VD1076 CA, MTR-CODE: AQM, MTR-NO 045001 ⇨ CA, MTR-CODE: AQM, ⇨MTR-NO 045000 CA, MTR-CODE: AQM, MTR-NO 045001 ⇨





SEAT

TOLEDO II (1M2)
↔ 1.9 TDI

04/99-05/06	ALH, AGR	66	1896	6PK1660 ALT, PS, (AC) 6PK906 ALT, PS, (-AC) 6PK1660D1 ALT, PS, (AC), CH-NO 1M-3R099 131↔ AP9001 ALT, (Valeo), FOR ALT: 90A, OE-NO 038 903 023 R, 038 903 024 E, FOR ALT: 120A, OE-NO 038 903 023 S, 038 903 024G AP9001 ALT, (Hitachi), FOR ALT: 120A, OE-NO 028 903 029 G AP9001 ALT, (Bosch), FOR ALT: 90A, OE-NO 038 903 023 L, 038 903 024 D, FOR ALT: 120A, OE-NO 028 903 028 E, 038 903 024 F VD1076 CH-NO 1M-3R099 131↔ VD1089 ↔CH-NO 1M-3R099 130 MS17 ONLY WITH VD1089 MS37 ONLY WITH VD1076 CT1044 CA, WP, MTR-CODE: AGR, MTR-NO 565001↔ CT1044 CA, WP, MTR-CODE: ALH, MTR-NO 500001↔ CT946 CA, WP, MTR-CODE: ALH, ↔MTR-NO 500000 CT946 CA, WP, MTR-CODE: AGR, ↔MTR-NO 565000 CT1044K1 CA, WP, MTR-CODE: AGR, ALH CT1044WP1 CA, WP, MTR-CODE: AGR, MTR-NO 565 001↔ CT1044WP1 CA, WP, MTR-CODE: ALH, MTR-NO 500 001↔
	AHF, ASV	81	1896	6PK1660 ALT, PS, (AC) 6PK906 ALT, PS, (-AC) 6PK1660D1 ALT, PS, (AC), CH-NO 1M-3R099 131↔ AP9001 ALT, (Bosch), FOR ALT: 90A, OE-NO 038 903 024 D, 038 903 023 L, FOR ALT: 120A, OE-NO 028 903 023 S, 038 903 024 F AP9001 ALT, (Valeo), FOR ALT: 90A, OE-NO 038 903 023 R, 038 903 024 E, FOR ALT: 120A, OE-NO 038 903 024 G, 038 903 023 S AP9001 ALT, (Hitachi), FOR ALT: 120A, OE-NO 028 903 029 G VD1076 CH-NO 1M-3R099 131↔ VD1089 ↔CH-NO 1M-3R099 130 MS17 ONLY WITH VD1089 MS37 ONLY WITH VD1076 CT1044 CA, WP, MTR-CODE: ASV CT1044 CA, WP, MTR-CODE: AHF, MTR-NO 595001↔ CT946 CA, WP, MTR-CODE: AHF, ↔MTR-NO 595000 CT1044K1 CA, WP, MTR-CODE: ASV CT1044K1 CA, WP, MTR-CODE: AHF, MTR-NO 595 001↔ CT1044WP1 CA, WP, MTR-CODE: ASV CT1044WP1 CA, WP, MTR-CODE: AHF, MTR-NO 595 001↔
10/00-05/06	ARL	110	1896	6DPK1195 ALT, PS, AC 6PK1120 ALT, PS AP9001 ALT, (Bosch), FOR ALT: 70A, OE-NO 038 903 023 K, FOR ALT: 90A, OE-NO 038 903 023 L, FOR ALT: 120A, OE-NO 028 903 028 E AP9001 ALT, (Valeo), FOR ALT: 90A, OE-NO 038 903 023 R, FOR ALT: 120A, OE-NO 038 903 023 S AP9001 ALT, (Hitachi), FOR ALT: 120A, OE-NO 028 903 029 G VD1091 CT1028 CA CT1028K2 CA, MTR-CODE: ARL, ↔CH-NO 1M-2R120000 CT1028K3 CA, MTR-CODE: ARL, CH-NO 1M-2R120001↔ CT1028K4 CA, MTR-CODE: ARL, ↔CH-NO 1M-2R120000 CT1028WP5 CA, MTR-CODE: ARL, CH-NO 1M-2R120001↔
				05/03-05/06





SEAT

TOLEDO II (1M2)



					6DPK1195D2 AP9001 AP9001 AP9001 VD1076 VD1091 MS17 MS37 CT1028 CT1028K3 CT1028WP4	ALT, PS, (AC), MTR-NO ASZ 435 001 ⇨ ALT, (Bosch), FOR ALT: 120A, OE-NO 028 903 028 E, 038 903 024 F ALT, (Valeo), FOR ALT: 120A, OE-NO 038 903 023 S, 038 903 024 G ALT, (Hitachi), FOR ALT: 120A, OE-NO 038 903 029 G MTR-CODE: ASZ, MTR-NO 435 001 ⇨ MTR-CODE: ASZ, ⇨MTR-NO 435 000 ONLY WITH VD1089 ONLY WITH VD1076 CA, WP CA, WP CA, WP
2.3 V5	04/99-05/01	AGZ	110	2324	6DPK1352 6PK1293 AP9001 AP9001 AP9001	ALT, WP, PS, AC ALT, WP, PS ALT, (Bosch), FOR ALT: 70A, OE-NO 038 903 023 K, FOR ALT: 90A, OE-NO 038 903 023 L, FOR ALT: 120A, OE-NO 028 903 028 E ALT, (Valeo), FOR ALT: 90A, OE-NO 038 903 023 R, FOR ALT: 120A, OE-NO 038 903 023 S ALT, (Hitachi), FOR ALT: 120A, OE-NO 028 903 029 G
2.3 V5 20V	05/01-05/06	AQN	125	2324	6DPK1320 6PK1264 AP9001 AP9001 AP9001	ALT, (AC) ALT, (AC) ALT, (Bosch), FOR ALT: 90A, OE-NO 038 903 024 D, 038 903 023 L, FOR ALT: 120A, OE-NO 028 903 023 S, 038 903 024 F ALT, (Valeo), FOR ALT: 90A, OE-NO 038 903 023 R, 038 903 024 E, FOR ALT: 120A, OE-NO 038 903 024 G, 038 903 023 S ALT, (Hitachi), FOR ALT: 120A, OE-NO 028 903 029 G
TOLEDO III (5P2)						
1.6	10/04-05/09	BGU, BSE, BSF, CCSA	75	1595	6PK1045 6PK900 AP9001 AP9001 CT908 CT908K1 CT908WP1	ALT, (AC) ALT, (AC) MTR-CODE: BSE, BSF, CCSA, ALT, (Bosch), FOR ALT: 140A, OE-NO 06F903023A, 06F903023F MTR-CODE: BSE, BSF, CCSA, ALT, (Valeo), FOR ALT: 140A, OE-NO 06F903023C CA CA CA
1.8 TFSI	01/07-05/09	BYT, BZB, CDAA	118	1798	6PK1120 AP9001 AP9009 AP9009 AP9009 CT1143	ALT ALT, (Valeo), OE-NO 06J903023C, FOR ALT: 140A ALT, (Bosch), FOR ALT: 140A, OE-NO 06B903016AB ALT, (Valeo), FOR ALT: 140A, OE-NO 06D903016A MTR-CODE: BYT, BZB WP
1.9 TDI	10/04-05/09	BKC, BJB, BLS, BXE	77	1896	6PK1050 6PK948 6PK1050D2 AP9001 VD1076 MS18 CT1028 CT1028K3 CT1028WP3	ALT, (AC) ALT, (AC) ALT, (AC) MTR-CODE: BLS, BXE, ALT, (Bosch), OE-NO 06F903023F, FOR ALT: 140A ONLY WITH VD1076 CA, WP CA, WP CA, WP, MTR-CODE: BXE
2.0 FSI	10/04-05/09	BLR, BLY, BVY, BVZ	110	1984	6PK1045 6PK900	ALT, (AC) ALT, (AC)





SEAT

TOLEDO III (5P2)



					AP9001 VD1107 CT1088 CT1088K1	<p>MTR-CODE: BVY, BVZ, ALT, (Bosch), OE-NO 06F903023F, FOR ALT: 140A</p> <p>CA, MTR-CODE: BLR, BLY CA</p>
2.0 TDI	01/06-05/09	BMN, CEGA	125	1968	6PK1050 6PK1070 6PK842 ELAST 6PK948 6PK1050D2 6PK842 ELAST T1 AP9001 VD1076 MS18 CT1051 CT1134 CT1051K2 CT1134K1 CT1051WP2 CT1134WP1	<p>MTR-CODE: BMN, ALT, (AC)</p> <p>MTR-CODE: CEGA, ALT, (AC)</p> <p>MTR-CODE: CEGA, ALT, (-AC)</p> <p>MTR-CODE: BMN, ALT, (-AC)</p> <p>MTR-CODE: BMN, ALT, (AC)</p> <p>MTR-CODE: CEGA, ALT, (-AC)</p> <p>ALT, (Bosch), FOR ALT: 140A, OE-NO 06F903023F, MTR-CODE: BMN</p> <p>ONLY WITH VD1076</p> <p>MTR-CODE: BMN, CA, WP</p> <p>MTR-CODE: CEGA, CA, WP</p> <p>MTR-CODE: BMN, CA, WP</p> <p>MTR-CODE: CEGA, CA, WP</p> <p>MTR-CODE: BMN, CA, WP</p> <p>MTR-CODE: CEGA, CA, WP</p>
	11/05-05/09	BMM	103	1968	6PK1050 6PK948 6PK1050D2 AP9001 VD1076 MS18 CT1028 CT1028K3 CT1028WP4	<p>ALT, (AC)</p> <p>ALT, (-AC)</p> <p>ALT, (AC)</p> <p>ALT, (Bosch), OE-NO 06F903023F, FOR ALT: 140A</p> <p>ONLY WITH VD1076</p> <p>CA</p> <p>CA</p> <p>CA</p>
	09/04-05/09	AZV	100	1968	6PK1050 6PK948 6PK1050D2 AP9001 AP9001 VD1076 MS18 CT1051 CT1051K1 CT1051K2 CT1051WP1 CT1051WP2	<p>MTR-CODE: AZV, BKD, ALT, (AC)</p> <p>MTR-CODE: AZV, BKD, ALT, (-AC)</p> <p>MTR-CODE: AZV, BKD, ALT, (AC)</p> <p>ALT, (Bosch), FOR ALT: 110A, OE-NO 06F903023D, FOR ALT: 140A, OE-NO 06F903023A</p> <p>ALT, (Valeo), FOR ALT: 110A, OE-NO 06F903023E, FOR ALT: 140A, OE-NO 06F903023C</p> <p>ONLY WITH VD1076</p> <p>MTR-CODE: AZV, BKD, CA, WP</p> <p>CA, WP, MTR-CODE: AZV, BKD, ⇨CH-NO 5P-7-032 500</p> <p>CA, WP, MTR-CODE: AZV, BKD, CH-NO 5P-7-032 501⇨</p> <p>CA, WP, MTR-CODE: AZV, BKD, ⇨CH-NO 5P-7-032 500</p> <p>CA, WP, MTR-CODE: AZV, BKD, CH-NO 5P-7-032 501⇨</p>
2.0 TDI 16V	04/04-05/09	BKD	103	1968	6PK1050 6PK948 6PK1050D2 AP9001 VD1076 MS18 CT1051 CT1051K1 CT1051K2 CT1051WP1	<p>MTR-CODE: AZV, BKD, ALT, (AC)</p> <p>MTR-CODE: AZV, BKD, ALT, (-AC)</p> <p>MTR-CODE: AZV, BKD, ALT, (AC)</p> <p>ALT, (Bosch), OE-NO 06F903023F, FOR ALT: 140A</p> <p>ONLY WITH VD1076</p> <p>MTR-CODE: AZV, BKD, CA, WP</p> <p>CA, WP, MTR-CODE: AZV, BKD, ⇨CH-NO 5P-7-032 500</p> <p>CA, WP, MTR-CODE: AZV, BKD, CH-NO 5P-7-032 501⇨</p> <p>CA, WP, MTR-CODE: AZV, BKD, ⇨CH-NO 5P-7-032 500</p>





ContiTech



SEAT

TOLEDO III (5P2)

					CT1051WP2	CA, WP, MTR-CODE: AZV, BKD, CH-NO 5P-7-032 501↔
2.0 TFSI	11/05-05/09	BWA	147	1984	6PK1054 6PK955 AP9001 CT1088 CT1088K1	MTR-CODE: BWA, ALT, (AC) MTR-CODE: BWA, ALT, (AC) ALT, (Bosch), OE-NO 06F903023F, FOR ALT: 140A MTR-CODE: BWA, CA, WP MTR-CODE: BWA, CA, WP

TOLEDO IV (KG3)

1.2	07/12-	CGPC	55	1198	6PK1453 6PK1873	ALT, (AC) ALT, (AC)
1.2 TSI	07/12-	CBZA, CBZB	63-77	1197	6PK1432 6PK1693	ALT, (AC) ALT, (AC)
1.4 TSI	07/12-	CAXA	90	1390	6PK1090 6PK1733	ALT, (AC) ALT, (AC)
1.6 TDI	07/12-	CAYC, CLNA	77	1598	6PK1070 6PK842 ELAST 6PK842 ELAST T1 VD1111 CT1139 CT1139K2 CT1139WP6	ALT, (AC) ALT, (AC) ALT, (AC) CA CA CA, WP

SKODA

105,120 (742)

1.0 105 S.L	08/76-12/90	742,10	34	1046	AVX10X1000 AVX10X1050	ALT FAN
-------------	-------------	--------	----	------	--	------------

105,120 (742, 744)

1.0 105 S.L, 1.0 105 S.L, GL, 1.0 105 S.L, LS	08/76-12/90	742,10	32-33	1038	AVX10X1000 AVX10X1050	ALT FAN
1.2 120 GLS, 1.2 120 L, 1.2 120 LS	08/76-12/90	742,12, 742,12X	35-43	1164-1174	AVX10X1000 AVX10X1050	ALT FAN

110

1.1 L, 1.1 LS, 1.1 R	12/69-03/82	OHV	33-38	1099	AVX10X1000 AVX10X1050	ALT FAN
----------------------	-------------	-----	-------	------	--	------------

130

G, GL	08/87-10/91	135/8	39-46	1280	AVX10X1000	ALT
L, GL	02/85-10/91	742,13	45	1280	AVX10X1000	ALT

CITIGO

1.0, 1.0 CNG	10/11-	CHYA, CHYB, CPGA	44-55	999	6PK1000 6PK701 ELAST 6PK737 CT1167	ALT, (AC), (START-STOP) ALT, (AC), (START-STOP) ALT, (AC), (START-STOP) CA
--------------	--------	------------------	-------	-----	---	---

FABIA

1.2	12/06-	BBM, BZG, CEVA, CGPA, CHFA, CHTA	44-51	1198	6PK1453 6PK1873	ALT, (AC) ALT, (AC), CH-NO 5J-7-000 001↔, MTR-CODE: BBM, BZG
1.2 12V	11/11-	CGPB	44	1198	6PK1460 6PK1873	ALT, (AC) ALT, (AC)
1.2 TDI	05/10-	CFWA	55	1199	6PK1070 6PK842 ELAST 6PK842 ELAST T1 AP9001 AP9001 VD1111 CT1139 CT1139K2 CT1139WP6	ALT, (AC) ALT, (AC) ALT, (AC) ALT, (Valeo), FOR ALT: 110A, OE-NO 03P903023F, FOR ALT: 140A, OE-NO 03P903023D ALT, (Bosch), FOR ALT: 110A, OE-NO 03P903023E, FOR ALT: 140A, OE-NO 03P903023C, 03P903023A MTR-CODE: CAYA, CAYB, CAYC CA CA, 12/2010↔ MTR-CODE: CFWA, CA, WP, 12/2010↔
1.2 TSI	03/10-	CBZB	77	1197	AP9012 AP9012	ALT, (Bosch), FOR ALT: 140A, OE-NO 03F 903 023 D ALT, (Valeo), FOR ALT: 110A, OE-NO 03F 903 023 E
		CBZA	63	1197	6PK1432	ALT, (AC)



SKODA

FABIA



					6PK1693 AP9012 AP9012	ALT, (AC) ALT, (Bosch), FOR ALT: 140A, OE-NO 03F 903 023 D ALT, (Valeo), FOR ALT: 110A, OE-NO 03F 903 023 E
1.4	01/07-	BXW, CGGB	63	1390	6PK1080 6PK737 CT957(SET) CT957K3 CT957WP3	ALT, (AC) ALT, (AC) CA, WP CA, WP CA, WP
1.4 TDI	02/07-	BNM	51	1422	6PK820 6PK995 AP9001 AP9022 CT1028 CT1028K3 CT1028WP3	ALT, (AC) ALT, (AC) ALT, (Bosch), FOR ALT: 70A, OE-NO 045 903 023 C, FOR ALT: 90A, OE-NO 045 903 023, FOR ALT: 110A, OE-NO 045 903 023 H, FOR ALT: 120A, OE-NO 045 903 023 A ALT, (Bosch), FOR ALT: 70A, OE-NO 045903023C, FOR ALT: 90A, OE-NO 045903023D, FOR ALT: 110A, OE-NO 045903023H CA, WP CA, WP CA, WP
	01/07-	BNV, BMS	59	1422	6PK1180 6PK820 6PK995 AP9001 AP9001 AP9022 CT1028 CT1028K3 CT1028WP3	ALT, (AC), MTR-CODE: BMS ALT, (AC), MTR-CODE: BNV, BMS ALT, (AC), MTR-CODE: BNV ⇨ CH-NO 6Y-7-000 001, MTR-CODE: BNV, ALT, (Bosch), FOR ALT: 90A, OE-NO 045 903 023, FOR ALT: 120A, OE-NO 045 903 023 A CH-NO 5J-7-000 001 ⇨, FOR ALT: 70A, OE-NO 045 903 023 C, FOR ALT: 90A, OE-NO 045 903 023, FOR ALT: 110A, OE-NO 045 903 023 H, FOR ALT: 120A, OE-NO 045 903 023 A ALT, (Bosch), FOR ALT: 70A, OE-NO 045903023C, FOR ALT: 90A, OE-NO 045903023D, FOR ALT: 110A, OE-NO 045903023H CA, WP CA, WP CA, WP
1.4 TSI	05/10-	CAVE, CTHE	132	1390	5PK491 6PK1600 6PK1698 AP9012 AP9012	AIRC ALT, (AC) ALT, (AC) ALT, (Bosch), FOR ALT: 140A, OE-NO 03C903023A ALT, (Valeo), FOR ALT: 110A, OE-NO 03C903023G, FOR ALT: 140A, OE-NO 03C903025D
1.6	04/07-	BTS, CFNA	77	1598	6PK1090 6PK1733	ALT, (AC) ALT, (AC)
1.6 TDI	03/10-	CAYA, CAYB, CAYC	66-77	1598	6PK1070 6PK842 ELAST 6PK842 ELAST T1 AP9001 AP9001 VD1111 CT1139 CT1139K2 CT1139WP6	MTR-CODE: CAYA, CAYB, CAYC, ALT, (AC) MTR-CODE: CAYA, CAYB, CAYC, ALT, (AC) MTR-CODE: CAYA, CAYB, CAYC, ALT, (AC) ALT, (Bosch), FOR ALT: 110A, OE-NO 06F903023D, FOR ALT: 140A, OE-NO 06F903023F, 03L903023 ALT, (Valeo), FOR ALT: 140A, OE-NO 03L903023F, 03L903023A MTR-CODE: CAYA, CAYB, CAYC MTR-CODE: CAYA, CAYB, CAYC, CA MTR-CODE: CAYA, CAYB, CAYC, CA, 12/2010⇨ MTR-CODE: CAYA, CAYB, CAYC, CA, WP, 12/2010⇨
1.9 TDI	04/07-	BLS, BSW	77	1896	6PK1180 6PK780 6PK1180D1 AP9001 AP9001	ALT, (AC), MTR-CODE: BLS ALT, (AC), MTR-CODE: AXR, BSW ALT, (AC) ALT, (Bosch), FOR ALT: 110A, OE-NO 045 903 023 H, MTR-CODE: BLS ALT, (Bosch), FOR ALT: 70A, (AC), OE-NO 038 903





ContiTech



SKODA

FABIA



					AP9001 VD1076 MS37 CT1028 CT1028K3	023 K, FOR ALT: 90A, OE-NO 038 903 023 L, FOR ALT: 1 20A, OE-NO 028 903 028 E ALT, (Valeo), FOR ALT: 70A, (-AC), OE-NO 038 903 023 Q, FOR ALT: 90A, OE-NO 038 903 023 R ONLY WITH VD1076 CA, WP CA, WP
FABIA (6Y2, 6Y3, 6Y5)						
1.0	12/99-08/02	ARV, AQV	37	996	5PK1219 6PK1750	ALT, (-AC) ALT, (AC)
1.2	08/02-03/08	AWY, BMD	40	1198	6PK1453 6PK1873 6PK1880 AP9006	ALT ALT, PS, CH-NO 6Y-4-893 312⇨ ALT, PS, ⇨CH-NO 6Y-3-893311 ALT, MTR-CODE: AWY, ⇨CH-NO 6Y-3-725552, (Valeo), FOR ALT: 70A, OE-NO 03D903025D, FOR ALT: 90A, OE-NO 03D903025E
	01/03-03/08	AZQ, BME	47	1198	6PK1453 6PK1873 6PK1880 AP9006	ALT, (AC) ALT, (AC), CH-NO 6Y-3-805553⇨ ALT, (AC), ⇨CH-NO 6Y-3-805552 ALT, MTR-CODE: AWY, ⇨CH-NO 6Y-3-725552, (Valeo), FOR ALT: 70A, OE-NO 03D903025D, FOR ALT: 90A, OE-NO 03D903025E
	07/01-12/07	AWY, BMD	40	1198	6PK1453 6PK1873 6PK1880 AP9006	ALT ALT, PS, CH-NO 6Y-4-893312⇨ ALT, PS, ⇨CH-NO 6Y-3-893311 ALT, MTR-CODE: AWY, ⇨CH-NO 6Y-3-725552, (Valeo), FOR ALT: 70A, OE-NO 03D903025H, FOR ALT: 90A, OE-NO 03D903025E
1.4	08/99-05/03	AME, AQW, ATZ, AZE, AZF	44-50	1397	5PK1219 6PK1750	ALT, (-AC) ALT, (AC)
1.4 16V	12/99-03/08	AUB, BBZ	74	1390	6PK1080 6PK1080 6PK1084 6PK737 6PK737 6PK745 CT957(SET) CT957K1 CT957K3 CT957WP1 CT957WP3	MTR-CODE: BBZ, ALT, (AC) ALT, (AC), MTR-CODE: AUB, CH-NO 6Y-2-389 396⇨ ALT, (AC), MTR-CODE: AUB, ⇨CH-NO 6Y-2-389 395 MTR-CODE: BBZ, ALT, (-AC) ALT, (AC), MTR-CODE: AUB, CH-NO 6Y-2-389 396⇨ ALT, (AC), MTR-CODE: AUB, ⇨CH-NO 6Y-2-389 395 CA CA, ⇨CH-NO 6Y-5B050 001, 6Y-54421 759 CA, CH-NO 6Y-5B050 002⇨, 6Y-54421 760⇨ CA, ⇨CH-NO 6Y-5B050 001, 6Y-54421 759 CA, CH-NO 6Y-5B050 002⇨, 6Y-54421 760⇨
	10/99-03/08	AUA, BBY, BKY	55	1390	6PK1080 6PK1080 6PK1080 6PK1084 6PK737 6PK737 6PK745 CT957(SET) CT957K1 CT957K3 CT957WP1 CT957WP3	MTR-CODE: BBY, BKY, ALT, (AC) MTR-CODE: AUA, ALT, (AC), (AUTOM) ALT, (AC), MTR-CODE: AUA, (MANL), CH-NO 6Y-2-389 396⇨ ALT, (AC), MTR-CODE: AUA, (MANL), ⇨CH-NO 6Y-2-389 395 MTR-CODE: BBY, BKY, ALT, (-AC) ALT, (AC), MTR-CODE: AUA, CH-NO 6Y-2-389 396⇨ ALT, (AC), MTR-CODE: AUA, ⇨CH-NO 6Y-2-389 395 CA CA, ⇨CH-NO 6Y-5B050 001, 6Y-54421 759 CA, CH-NO 6Y-5B050 002⇨, 6Y-54421 760⇨ CA, ⇨CH-NO 6Y-5B050 001, 6Y-54421 759 CA, CH-NO 6Y-5B050 002⇨, 6Y-54421 760⇨
	04/06-12/07	BUD	59	1390	6PK1080 6PK737 CT957(SET) CT957K1	ALT, (AC) ALT, (AC) CA, MTR-CODE: BUD CA, MTR-CODE: BUD, ⇨CH-NO 6Y-5B050 001, 6Y-54421 759





SKODA

FABIA (6Y2, 6Y3, 6Y5)



					CT957K3 CA, MTR-CODE: BUD, CH-NO 6Y-5B050 002⇨, 6Y-54421 760⇨ CT957WP1 CA, MTR-CODE: BUD, ⇨CH-NO 6Y-5B050 001, 6Y-54421 759 CT957WP3 MTR-CODE: BUD, CA, CH-NO 6Y-5B050 002⇨, 6Y-54421 760⇨
1.4 TDI	04/03-03/08	AMF	55	1422	6PK858 ALT, (AC) 6PK995 ALT, (AC) AP9001 ALT, (Bosch), FOR ALT: 70A, OE-NO 045903023B, FOR ALT: 90A, OE-NO 045903023 CT1028 CA, WP CT1028K3 CA, WP CT1028WP3 CA, WP
	10/05-03/08	BNM	51	1422	6PK820 ALT, (AC), CH-NO 6Y-54315 238⇨ 6PK858 ALT, (AC), ⇨CH-NO 6Y-54315 237 6PK995 ALT, (AC) AP9001 ALT, (Bosch), FOR ALT: 90A, OE-NO 045 903 023, FOR ALT: 120A, OE-NO 045 903 023 A AP9022 ALT, (Bosch), FOR ALT: 70A, OE-NO 045903023C, FOR ALT: 90A, OE-NO 045903023D, FOR ALT: 110A, OE-NO 045903023H CT1028 CA, WP CT1028K3 CA, WP CT1028WP3 CA, WP
		BNV	59	1422	6PK1180 ALT, (AC), MTR-CODE: BMS 6PK820 ALT, (AC) 6PK995 ALT, (AC), MTR-CODE: BNV AP9001 ALT, (Bosch), FOR ALT: 90A, OE-NO 045 903 023, FOR ALT: 120A, OE-NO 045 903 023 A AP9022 ALT, (Bosch), FOR ALT: 70A, OE-NO 045903023C, FOR ALT: 90A, OE-NO 045903023D, FOR ALT: 110A, OE-NO 045903023H CT1028 CA, WP CT1028K3 CA, WP CT1028WP3 CA, WP
1.9 SDI	11/99-03/08	ASY	47	1896	6PK1095 ALT, (AC) 6PK780 ALT, (AC) AP9001 ALT, (Bosch,Valeo,Hitachi), FOR ALT: 120A, ALT (Hitachi), FOR ALT: 120A, OE-NO 028903029G (Valeo), FOR ALT: 70A, OE-NO 038903023Q, FOR ALT: 90A, OE-NO 038903023R, FOR ALT: 120A, OE-NO 038903023S AP9001 (Bosch), FOR ALT: 70A, OE-NO 038903023K, FOR ALT: 90A, OE-NO 038903023L, FOR ALT: 120A, OE-NO 028903028E AP9001 ALT, (AC), (Bosch), FOR ALT: 70A AP9001 ALT, (Valeo), FOR ALT: 70A AP9001 ALT, (Bosch,Valeo), FOR ALT: 90A VD1111 CT1044 CA, CH-NO 6Y-43893 312⇨, 08/2003⇨ CT946 CA, ⇨CH-NO 6Y-43893 312, ⇨07/2003 CT1044K2 CA, CH-NO 6Y-43893 312⇨, 08/2003⇨ CT946K1 CA, ⇨CH-NO 6Y-43893 312, ⇨07/2003
1.9 TDI	01/00-03/08	ATD, AXR	74	1896	6PK1180 ALT, (AC) 6PK780 ALT, (AC) 6PK1180D1 ALT, (AC) AP9001 MTR-CODE: AXR AP9001 ALT, (Bosch), FOR ALT: 70A, OE-NO 038903023K, FOR ALT: 90A, OE-NO 038903023L, FOR ALT: 120A, OE-NO 028903028E AP9001 ALT, (Valeo), FOR ALT: 70A, OE-NO 038903023Q,





SKODA

FABIA (6Y2, 6Y3, 6Y5)



					AP9001 VD1076 MS37 CT1028 CT1028K2 CT1028K3 CT1028K3 CT1028K4 CT1028WP3 CT1028WP3	FOR ALT: 90A, OE-NO 038903023R, FOR ALT: 120A, OE-NO 038903023S ALT, (Hitachi), FOR ALT: 120A, OE-NO 028903029G ONLY WITH VD1076 CA, WP CA, WP, MTR-CODE: ATD, ⇨07/2003 MTR-CODE: ATD, CA, WP, 08/2003⇨ MTR-CODE: AXR, CA, WP MTR-CODE: ATD, CA, WP, ⇨07/2003 MTR-CODE: AXR, CA, WP MTR-CODE: ATD, CA, WP, 08/2003⇨
1.9 TDI RS	06/03-03/08	ASZ, BLT	96	1896	6PK1180 6PK780 6PK1180D1 AP9001 AP9001 AP9001 VD1076 MS37 CT1028 CT1028K2 CT1028K3 CT1028K4 CT1028WP3	ALT, (AC) ALT, (AC) ALT, (AC) ALT, (Bosch), FOR ALT: 70A, OE-NO 038903023K, FOR ALT: 90A, OE-NO 038903023L, FOR ALT: 120A, OE-NO 028903028E ALT, (Valeo), FOR ALT: 70A, OE-NO 038903023Q, FOR ALT: 90A, OE-NO 038903023R, FOR ALT: 120A, OE-NO 038903023S ALT, (Hitachi), FOR ALT: 120A, OE-NO 028903029G ONLY WITH VD1076 CA, WP CA, WP, ⇨07/2003 CA, WP, 08/2003⇨ CA, WP, ⇨07/2003 08/2003⇨, CA, WP
2.0	12/99-03/08	AQY, AZL	85	1984	6PK1033 6PK923 VD1107 CT908 CT908K1 CT908WP2	ALT, AC ALT CA CA CA
FAVORIT (781, 785, 787)						
1.3	12/92-06/97	135B	40-50	1289	AVX10X950 4PK950	ALT, ⇨05/1993 ALT, 06/1993⇨
	08/91-06/97	781.135, OHC	42-45	1289	AVX10X950 4PK950	ALT, ⇨08/1992 ALT, 09/1992⇨
	09/91-06/95	781.135E	40	1289	4PK950	ALT
	01/94-09/94	136B	50	1289	AVX10X975	ALT
	01/94-06/95	136B	50	1289	AVX10X1000	ALT
1.3 135, X.LX, GLX	05/89-09/94	781.135, 135E, 136L	42-45	1289	AVX10X950 4PK950	ALT, ⇨08/1992 ALT, 09/1992⇨
FELICIA I (6U1, 6U5, 797)						
1.3, 1.3 LX	10/94-04/02	135B, 135L, 136B, AMG, AMH, AMJ, 136M	40-50	1289	AVX10X950 4PK950 6PK1680 6PK1680	ALT ALT, PS, AC ALT, PS
1.6, 1.6 GLX, 1.6 LX	08/95-04/02	AEE, EA111	55	1598	6PK1070 6PK1080 6PK1125 6PK751 AP9004 AP9004 CT847 CT847K1 CT847WP1	ALT, (AC), (PS) ALT, (AC), (-PS) ALT, (AC), (PS) ALT, (AC), (-PS) ALT, (Bosch), FOR ALT: 90A, OE-NO 028 903 025 Q, (AC) ALT, (Bosch), FOR ALT: 70A, OE-NO 028 903 025 H, (PS) CA, MTR-CODE: AEE, ALM CA, MTR-CODE: AEE, ALM CA, MTR-CODE: AEE, ALM





SKODA						
FELICIA I (6U1, 6U5, 797)						
↔ 1.9 D	10/95-04/02	AEF	47	1896	5PK1219 AP9059 CT1012 CT1012K1	ALT ALT, (Bosch), FOR ALT: 90A, OE-NO 028 903 026 B, 028 903 025 E CA CA
FELICIA II (6U1, 6U5)						
1.3	01/98-06/01	AMG, AMH, AMJ	40-50	1289	AVX10X950 4PK950 6PK1680 6PK1680	ALT ALT, PS ALT, PS, AC
1.6	01/98-06/01	AEE	55	1598	6PK1070 6PK1080 6PK1125 6PK751 AP9004 CT847 CT847K1 CT847WP1	ALT, (-AC), (PS) ALT, (AC), (-PS) ALT, (AC), (PS) ALT, (-AC), (-PS) ALT, (Bosch), FOR ALT: 90A, OE-NO 028 903 028 Q, 028 903 018 A, 028 903 018 AX CA, MTR-CODE: AEE, ALM CA, MTR-CODE: AEE, ALM CA, MTR-CODE: AEE, ALM
1.9 D	01/98-06/01	AEF	47	1896	5PK1219 AP9059 CT1012 CT1012K1	ALT ALT, (Bosch), FOR ALT: 90A, OE-NO 028 903 026 B, 028 903 025 E CA CA
OCTAVIA (1U2, 1U5)						
1.4	04/99-03/01	AMD	44	1397	6PK1520	ALT, PS, (-AC)
1.4 16V	09/00-12/10	AXP, BCA	55	1390	6PK1080 6PK1548 CT957(SET) CT957K1 CT957WP1	ALT, (AC) ALT, (AC) CA CA CA
1.6	09/00-12/10	AVU, BFQ	75	1595	6DPK1195 6PK1120 AP9001 AP9001 AP9001 CT908 CT908K1 CT908WP1	ALT, PS, AC ALT, PS, (-AC) ALT, (Hitachi), FOR ALT: 120A, OE-NO 028 903 029 H ALT, (Bosch), FOR ALT: 120A, OE-NO 028 903 028 E ALT, (Valeo), FOR ALT: 120A, OE-NO 038 903 023 S CA CA CA
	09/96-09/04	AEE	55	1598	6PK1080 6PK1548 CT847 CT847K1 CT847WP1	ALT, PS ALT, PS, AC CA, MTR-CODE: AEE, ALM CA, MTR-CODE: AEE, ALM CA, MTR-CODE: AEE, ALM
	02/97-12/07	AEH, AKL	74	1595	6DPK1195 6PK1120 AP9001 AP9001 AP9001 CT908 CT908K1 CT908WP1	ALT, (AC) ALT, (-AC) ALT, (Hitachi), FOR ALT: 120A, OE-NO 028 903 029 G ALT, (Bosch), FOR ALT: 120A, OE-NO 028 903 028 E ALT, (Valeo), FOR ALT: 120A, OE-NO 038 903 023 S CA CA CA
1.8	09/96-07/00	AGN	92	1781	6DPK1195 6PK1120 VD1107 CT909 CT909K2 CT909K3 CT909K6	ALT, (AC) ALT, (-AC) CA CA, CH-NO 1U-Y2390 954↔, 1U-Y8298 303↔ CA, CH-NO 1U-Y2390 954↔, 1U-Y8298 303↔ CA, ↔CH-NO 1U-Y2390 953, 1U-Y8298 302

SKODA



SKODA

SKODA

OCTAVIA (1U2, 1U5)

Engine	Year	Model	Power (kW)	Power (hp)	Part Number	Description
1.8 T, 1.8 T 4x4	08/97-12/10	AGU, ARZ, ARX, AUM	110	1781	CT909K7	CA, ⇨CH-NO 1U-Y2390 953, 1U-Y8298 302
					CT909WP1	CA, CH-NO 1U-Y2390 954⇨, 1U-Y8298 303⇨
					6DPK1195	ALT, PS, AC
					6PK1120	ALT, PS
					AP9001	ALT, (Hitachi), FOR ALT: 120A, OE-NO 028 903 029 G
					AP9001	MTR-CODE: AGU, ARX, AUM
					AP9001	ALT, (Valeo), FOR ALT: 120A, OE-NO 038 903 023 S
					AP9001	ALT, (Bosch), FOR ALT: 120A, OE-NO 028 903 028 E
					VD1107	
					CT909	CA
					CT909K2	CA, MTR-CODE: ARX,AUM, CA, MTR-CODE: AGU,ARZ, CH-NO 1U-Y-390 001⇨
					1.9 SDI	06/97-12/03
CT909K6	CA, MTR-CODE: AGU,ARZ, ⇨CH-NO 1U-Y-390 000					
CT909K7	CA, MTR-CODE: AGU,ARZ, ⇨CH-NO 1U-Y-390 000					
CT909WP1	CA, MTR-CODE: ARX,AUM, CA, MTR-CODE: AGU,ARZ, CH-NO 1U-Y-390 001⇨					
6PK1660	ALT, (AC)					
6PK906	ALT, (AC)					
6PK1660D2	ALT, (AC), CH-NO 1U-3-726 897⇨, 1U-38684 073⇨					
AP9001	ALT, (Bosch), FOR ALT: 70A, OE-NO 038 903 023 K, FOR ALT: 90A, OE-NO 038 903 023 L, FOR ALT: 120A, OE-NO 038 903 023 E					
AP9001	ALT, (Hitachi), FOR ALT: 120A, OE-NO 028 903 029 G					
AP9001	ALT, (Valeo), FOR ALT: 70A, OE-NO 038 903 023 Q, FOR ALT: 90A, OE-NO 038 903 023 R, FOR ALT: 120A, OE-NO 038 903 023 S					
AP9016	ALT, MTR-CODE: AGP, ⇨CH-NO 1U-W-113 660, (Bosch), FOR ALT: 70A, OE-NO 038 903 023 G, FOR ALT: 90A, OE-NO 038 903 023 H, FOR ALT: 120A, OE-NO 038 903 023 J					
1.9 TDI	09/02-09/04	ASZ	96	1896		
					VD1089	MTR-CODE: AGP
					VD1089	MTR-CODE: AQM, ⇨07/2003, ⇨CH-NO 1U-3-726 896, 1U-38684 072
					MS17	ONLY WITH VD1089
					MS37	ONLY WITH VD1076
					CT1044	CA, WP, MTR-CODE: AGP, MTR-NO 595 001⇨
					CT1044	CA, WP, MTR-CODE: AQM, MTR-NO 045 001⇨
					CT946	CA, WP, MTR-CODE: AQM, ⇨MTR-NO 045 000
					CT946	CA, WP, MTR-CODE: AGP, ⇨MTR-NO 595 000
					CT1044K1	CA, WP, MTR-CODE: AGP, MTR-NO 595 001⇨
					CT1044K1	CA, WP, MTR-CODE: AQM, MTR-NO 045 001⇨
					CT1044WP1	CA, WP, MTR-CODE: AGP, MTR-NO 595 001⇨
1.9 TDI	09/02-09/04	ASZ	96	1896	6DPK1195	ALT, PS, AC
					6PK1120	ALT, PS
					AP9001	ALT, (Valeo), FOR ALT: 70A, OE-NO 038 903 023 Q, FOR ALT: 90A, OE-NO 038 903 023 R, FOR ALT: 120A, OE-NO 038 903 023 S
					AP9001	ALT, (Bosch), FOR ALT: 70A, OE-NO 038 903 023 K, FOR ALT: 90A, OE-NO 038 903 023 L, FOR ALT: 120A, OE-NO 028 903 028 E
					AP9001	ALT, (Hitachi), FOR ALT: 120A, OE-NO 028 903 029 G, MTR-CODE: ASZ
					VD1091	
					CT1028	CA



SKODA

OCTAVIA (1U2, 1U5)



Engine	Year Range	Boxing	Power (kW)	Power (hp)	Part Number	Description
1.9 TDI, 1.9 TDI 4x4	08/00-12/10	ATD, AXR	74	1896	CT1028K3	CA
					CT1028WP4	CA
					6DPK1195	ALT, PS, (AC)
					6PK1120	ALT, PS, (-AC)
					AP9001	ALT, (Bosch), FOR ALT: 70A, OE-NO 038 903 024 B, FOR ALT: 90A, OE-NO 038 903 024 D, FOR ALT: 120A, OE-NO 038 903 024 F, MTR-CODE: AXR
					AP9001	ALT, (Hitachi), FOR ALT: 120A, OE-NO 028 903 029 G, MTR-CODE: ATD
					AP9001	ALT, (Valeo), FOR ALT: 70A, OE-NO 038 903 023 Q, 038 903 024 C, FOR ALT: 90A, OE-NO 038 903 023 R, FOR ALT: 120A, OE-NO 038 903 023 S, 038 903 024 G, MTR-CODE: ATD
					AP9001	ALT, (Bosch), FOR ALT: 70A, OE-NO 038 903 023 K, FOR ALT: 90A, OE-NO 038 903 023 L, FOR ALT: 120A, OE-NO 028 903 028 E, MTR-CODE: ATD
					VD1091	
					CT1028	MTR-CODE: ATD, AXR, CA, WP
					CT1028K2	MTR-CODE: ATD, ⇨CH-NO 1U-2A006 980, 1U-32704 906, 1U-38677 465, CA, WP
					CT1028K3	MTR-CODE: AXR, CA, WP
					CT1028K3	MTR-CODE: ATD, CH-NO 1U-2A006 981⇨, 1U-32704 907⇨, 1U-38677 466⇨, CA, WP
					CT1028K4	MTR-CODE: ATD, ⇨CH-NO 1U-2A006 980, 1U-32704 906, 1U-38677 465, CA, WP
					CT1028WP4	MTR-CODE: ATD, CA, WP, CH-NO 1U-2A006 981⇨, 1U-32704 907⇨, 1U-38677 466⇨
CT1028WP4	MTR-CODE: AXR, CA, WP					
1.9 TDI	08/97-01/06	ASV, AHF	81	1896	6PK1660	ALT, PS, (AC)
					6PK906	ALT, PS, (-AC)
					6PK1660D2	ALT, PS, (AC), CH-NO 1U-3-726 897⇨, 1U-38684 073⇨
					AP9001	ALT, (Hitachi), FOR ALT: 120A, OE-NO 028 903 029 G
					AP9001	ALT, (Valeo), FOR ALT: 70A, OE-NO 038 903 023 Q, FOR ALT: 90A, OE-NO 038 903 023 R, FOR ALT: 120A, OE-NO 038 903 023 S
					AP9001	ALT, (Bosch), FOR ALT: 70A, OE-NO 038 903 023 K, FOR ALT: 90A, OE-NO 038 903 023 L, FOR ALT: 120A, OE-NO 028 903 028 E
					AP9016	ALT, MTR-CODE: AHF, ⇨CH-NO 1U-W-113 660, (Bosch), FOR ALT: 70A, OE-NO 038 903 023 G, FOR ALT: 90A, OE-NO 038 903 023 H, FOR ALT: 120A, OE-NO 038 903 023 J
					VD1076	MTR-CODE: AHF, ASV, 08/2003⇨, CH-NO 1U-3-726 897⇨, 1U-38684 073⇨
					VD1089	MTR-CODE: AHF, ASV, ⇨07/2003, ⇨CH-NO 1U-3-726 896, 1U-38684 072
					MS17	ONLY WITH VD1089
					MS37	ONLY WITH VD1076
					CT1044	CA, WP, MTR-CODE: AHF, MTR-NO 595 001⇨
					CT1044	CA, WP, MTR-CODE: ASV, MTR-NO 150 001⇨
					CT946	CA, WP, MTR-CODE: ASV, ⇨MTR-NO 150 000
					CT946	CA, WP, MTR-CODE: AHF, ⇨MTR-NO 595 000
CT1044K1	CA, WP, MTR-CODE: AHF, MTR-NO 595 001⇨					
CT1044K1	CA, WP, MTR-CODE: ASV, MTR-NO 150 001⇨					
CT1044WP1	CA, WP, MTR-CODE: ASV, MTR-NO 150 001⇨					
CT1044WP1	CA, WP, MTR-CODE: AHF, MTR-NO 595 001⇨					
1.9 TDI, 1.9 TDI 4x4	09/96-03/10	ALH, AGR	66	1896	6PK1660	ALT, PS, (AC)
					6PK906	ALT, PS, (-AC)
					6PK1660D2	ALT, PS, (AC), CH-NO 1U-3-726 897⇨, 1U-38684





SKODA

SKODA

OCTAVIA (1U2, 1U5)



					AP9001 AP9001 AP9001 AP9016 VD1076 VD1089 MS17 MS37 CT1044 CT1044 CT946 CT946 CT1044K1 CT1044K1 CT946K1 CT1044WP1 CT1044WP1	073⇨ ALT, (Valeo), FOR ALT: 70A, OE-NO 038 903 023 Q, FOR ALT: 90A, OE-NO 038 903 023 R, FOR ALT: 120A, OE-NO 038 903 023 S ALT, (Bosch), FOR ALT: 70A, OE-NO 038 903 023 K, FOR ALT: 90A, OE-NO 038 903 023 L, FOR ALT: 120A, OE-NO 028 903 028 E ALT, (Hitachi), FOR ALT: 120A, OE-NO 028 903 029 G ALT, MTR-CODE: AGR, ⇨CH-NO 1U-W-113 660, (Bosch), FOR ALT: 70A, OE-NO 038 903 023 G, FOR ALT: 90A, OE-NO 038 903 023 H, FOR ALT: 120A, OE-NO 038 903 023 J MTR-CODE: AGR, ALH, 08/2003⇨, CH-NO 1U-3-726 897⇨, 1U-38684 073⇨ MTR-CODE: AGR, ALH, ⇨07/2003, ⇨CH-NO 1U-3-726 896, 1U-38684 072 ONLY WITH VD1089 ONLY WITH VD1076 CA, WP, MTR-CODE: ALH, MTR-NO 50 0001⇨ CA, WP, MTR-CODE: AGR, MTR-NO 565 001⇨ CA, WP, MTR-CODE: ALH, ⇨MTR-NO 500 000 CA, WP, MTR-CODE: AGR, ⇨MTR-NO 565 000 CA, WP, MTR-CODE: ALH, MTR-NO 500 001⇨ CA, WP, MTR-CODE: AGR, MTR-NO 565 001⇨ CA, WP, MTR-CODE: AGR, ⇨MTR-NO 044 441 CA, WP, MTR-CODE: AGR, MTR-NO 565 001⇨ CA, WP, MTR-CODE: ALH, MTR-NO 500 001⇨
2.0, 2.0 4x4	04/99-05/07	AQY, APK, AZH, AEG, AZJ	85	1984	6DPK1195 6PK1120 AP9001 AP9001 AP9001 VD1107 CT908 CT908K1 CT908WP2	ALT, (AC) ALT, (-AC) ALT, (Hitachi), FOR ALT: 120A, OE-NO 028 903 029 G ALT, (Valeo), FOR ALT: 120A, OE-NO 038 903 023 S ALT, (Bosch), FOR ALT: 120A, OE-NO 028 903 028 E CA CA CA
2.0 4x4	01/00-12/10	ATF	88	1984	6DPK1195 6PK1120 CT908 CT908K1 CT908WP2	ALT, (AC) ALT, (-AC) CA CA CA
RS 1.8 T	05/01-01/06	AUQ	132	1781	6DPK1195 6PK1120 AP9001 AP9001 AP9001 VD1107 CT909 CT909K2 CT909K3 CT909WP1	ALT, PS, AC ALT, PS ALT, (Bosch), FOR ALT: 120A, OE-NO 028 903 028 E ALT, (Valeo), FOR ALT: 120A, OE-NO 038 903 023 S ALT, (Hitachi), FOR ALT: 120A, OE-NO 028 903 029 G CA CA CA CA
OCTAVIA (1Z3, 1Z5)						
1.2 TSI	02/10-	CBZB	77	1197	6PK1432 6PK1693 AP9012 AP9012	MTR-CODE: CBZB, ALT, (-AC) MTR-CODE: CBZB, ALT, (AC) ALT, (Bosch), FOR ALT: 140A, OE-NO 03F 903 023 D ALT, (Valeo), FOR ALT: 110A, OE-NO 03F 903 023 E
1.4	05/04-05/06	BCA	55	1390	6PK1100 6PK737	ALT, (AC) ALT, (-AC)





SKODA						
OCTAVIA (123, 125)						
					CT957(SET) CT957K1 CT957WP1	CA CA CA
	06/04-	BUD, CGGA	59	1390	6PK1100 6PK737 CT957(SET) CT957K1 CT957WP1	ALT, (AC) ALT, (AC) CA, WP CA, WP CA, WP
1.4 TSI	11/08-	CAXA	90	1390	6PK1090 6PK1733 AP9012	ALT, (AC) ALT, (AC) ALT, (Valeo), FOR ALT: 110A, OE-NO 03C903023G, FOR ALT: 140A, OE-NO 03C903023C, CH-NO 1Z-9-000001↔
1.6	06/04-	BGU, BSE, BSF, CCSA, CMXA	75	1595	6PK1045 6PK900 AP9001 AP9001 CT908 CT908K1 CT908WP1	ALT, (AC) ALT, (AC) MTR-CODE: CCSA, ALT, (Bosch), FOR ALT: 140A, OE-NO 06F903023F (Valeo), FOR ALT: 140A, OE-NO 06F903023C, 03L903023F CA CA CA
1.6 FSI	02/04-10/08	BLF	85	1598	6PK1090 6PK1733	ALT, PS, (-AC) ALT, PS, AC
1.6 LPG	08/09-	CHGA	75	1595	6PK1045 6PK900 CT908 CT908K1	ALT, (AC) ALT, (AC) CA CA
1.6 MultiFuel	01/08-	CCSA, CMXA	75	1595	6PK1045 6PK900 AP9001 AP9001 CT908 CT908K1	ALT, (AC) ALT, (AC) ALT, (Bosch), FOR ALT: 140A, OE-NO 06F903023F ALT, (Valeo), FOR ALT: 140A, OE-NO 06F903023C, 03L903023F CA CA
1.6 TDI, 1.6 TDI 4x4	06/09-	CAYC	77	1598	6PK1070 6PK842 ELAST 6PK842 ELAST T1 AP9001 AP9001 VD1076 VD1111 CT1139 CT1139K2 CT1139WP6	MTR-CODE: CAYC, ALT, (AC) MTR-CODE: CAYC, ALT, (-AC) MTR-CODE: CAYC, ALT, (-AC) ALT, (Valeo), FOR ALT: 140A, OE-NO 03L903023F, 03L903023A ALT, (Bosch), FOR ALT: 110A, OE-NO 06F903023D, FOR ALT: 140A, OE-NO 06F903023F, 03L903023 MTR-CODE: CAYB, CAYC, ↔10/2009 MTR-CODE: CAYB, CAYC, 11/2009↔ MTR-CODE: CAYC, CA MTR-CODE: CAYC, CA, 12/2010↔ MTR-CODE: CAYC, CA, WP, 12/2010↔
1.8 TSI, 1.8 TSI 4x4	06/07-	BZB, CDAA	118	1798	6PK1120 AP9009 AP9009 CT1143	ALT ALT, (Valeo), FOR ALT: 140A, OE-NO 06D903016A, 06J903023C ALT, (Bosch), FOR ALT: 140A, OE-NO 06B903016AB WP
1.9 TDI, 1.9 TDI 4x4	06/04-12/10	BKC, BJB, BLS, BXE	77	1896	6PK1050 6PK948 6PK1050D2 AP9001 AP9001 VD1076 MS18	ALT, (AC) ALT, (AC) ALT, (AC) ALT, (Bosch), FOR ALT: 110A, OE-NO 06F903023D, FOR ALT: 140A, OE-NO 06F903023F ALT, (Valeo), FOR ALT: 110A, OE-NO 06F903023E, FOR ALT: 140A, OE-NO 06F903023C ONLY WITH VD1076

SKODA



SKODA

OCTAVIA (1Z3, 1Z5)



					CT1028 CT1028K3 CT1028WP3	CA, WP CA, WP CA, WP
2.0 FSI, 2.0 FSI 4x4	11/04-	BLY, BLR, BVY, BVZ	110	1984	6PK1045 6PK900 AP9001 AP9001 VD1107 CT1088 CT1088K1	ALT, (AC) ALT, (AC) ALT, (Bosch), FOR ALT: 140A, OE-NO 06F903023F ALT, (Valeo), FOR ALT: 140A, OE-NO 06F903023C, 03L903023F CA CA
2.0 RS	10/05-	BWA, CCZA	147	1984	6PK1054 6PK1120 6PK955 AP9001 AP9001 AP9009 AP9009 AP9009 VD1107 CT1088 CT1143 CT1088K1	ALT, (AC), MTR-CODE: BWA ALT, (AC), MTR-CODE: CCZA ALT, (AC), MTR-CODE: BWA ALT, (Bosch), FOR ALT: 140A, OE-NO 06F903023F, MTR-CODE: BWA ALT, (Valeo), FOR ALT: 140A, OE-NO 06F903023C, 03L903023F, MTR-CODE: BWA MTR-CODE: CCZA ALT, (Bosch), FOR ALT: 140A, OE-NO 06B903016AB ALT, (Valeo), FOR ALT: 140A, OE-NO 06D903016A, 06J903023C CA, WP, MTR-CODE: BWA WP, MTR-CODE: CCZA CA, WP, MTR-CODE: BWA
2.0 TDI	03/10-	CFHF, CLCA	81	1968	6PK1070 6PK842 ELAST 6PK842 ELAST T1 AP9001 AP9001 VD1111 CT1139 CT1139K2 CT1139WP6	ALT, (AC) ALT, (AC) ALT, (AC) ALT, (Valeo), FOR ALT: 140A, OE-NO 03L903023F ALT, (Bosch), FOR ALT: 140A, OE-NO 06F903023F CA CA, 12/2010⇨ MTR-CODE: CFHF, CLCA, CA, WP, 12/2010⇨
2.0 TDI 16V	02/04-	BKD, CFHC, CLCB	103	1968	6PK1050	MTR-CODE: AZV, BKD, ALT, (AC)
2.0 TDI 16V, 2.0 TDI 16V 4x4	02/04-	BKD, CFHC, CLCB	103	1968	6PK1070 6PK842 ELAST 6PK948 6PK1050D2 6PK842 ELAST T1 AP9001 AP9001 VD1076 VD1111 MS18 CT1051 CT1139 CT1051K1 CT1051K2 CT1139K2 CT1051WP1 CT1051WP2 CT1139WP6	MTR-CODE: CLCB, CFHC, ALT, (AC) MTR-CODE: CLCB, CFHC, ALT, (AC) MTR-CODE: AZV, BKD, ALT, (AC) MTR-CODE: CLCB, CFHC, ALT, (AC) MTR-CODE: CLCB, CFHC, ALT, (AC) ALT, (Valeo), FOR ALT: 110A, OE-NO 06F903023E, FOR ALT: 140A, OE-NO 06F903023C ALT, (Bosch), FOR ALT: 110A, OE-NO 06F903023D, FOR ALT: 140A, OE-NO 06F903023F MTR-CODE: BKD MTR-CODE: CFHC, CLCA, CLCB ONLY WITH VD1076 MTR-CODE: AZV, BKD, CA, WP MTR-CODE: CLCB, CFHC, CA CA, MTR-CODE: AZV, BKD, ⇨CH-NO 1Z-6A151 621, 1Z-62272 755, 1Z-68089 110 CA, MTR-CODE: AZV, BKD, CH-NO 1Z-6A151 622⇨, 1Z-62272 756⇨, 1Z-68089 111⇨ MTR-CODE: CLCB, CFHC, CA, 12/2010⇨ CA, MTR-CODE: AZV, BKD, ⇨CH-NO 1Z-6A151 621, 1Z-62272 755, 1Z-68089 110 CA, MTR-CODE: AZV, BKD, CH-NO 1Z-6A151 622⇨, 1Z-62272 756⇨, 1Z-68089 111⇨ MTR-CODE: CFHC, CLCB, CA, WP, 12/2010⇨
2.0 TDI, 2.0 TDI 4x4	11/05-	BMM	103	1968	6PK1050	ALT, (AC)





SKODA

OCTAVIA (1Z3, 1Z5)

					6PK842 ELAST ALT, (AC) 6PK948 ALT, (AC) 6PK1050D2 ALT, (AC) 6PK842 ELAST T1 ALT, (AC) AP9001 ALT, (Valeo), FOR ALT: 110A, OE-NO 06F903023E, FOR ALT: 140A, OE-NO 06F903023C AP9001 ALT, (Bosch), FOR ALT: 110A, OE-NO 06F903023D, FOR ALT: 140A, OE-NO 06F903023F VD1076 MS18 ONLY WITH VD1076 CT1028 CA, MTR-CODE: BMM CT1028K3 CA, MTR-CODE: BMM CT1028WP4 MTR-CODE: BMM, CA
2.0 TDI RS	04/06-	BMN, CEGA	125	1968	6PK1050 ALT, (AC), MTR-CODE: BMN 6PK1070 ALT, (AC), MTR-CODE: CEGA 6PK842 ELAST MTR-CODE: CEGA, ALT, (-AC) 6PK948 ALT, (-AC), MTR-CODE: BMN 6PK1050D2 ALT, (-AC), MTR-CODE: BMN 6PK842 ELAST T1 MTR-CODE: CEGA, ALT, (-AC) AP9001 ALT, (Valeo), FOR ALT: 110A, OE-NO 06F903023E, FOR ALT: 140A, OE-NO 06F903023C AP9001 ALT, (Bosch), FOR ALT: 110A, OE-NO 06F903023D, FOR ALT: 140A, OE-NO 06F903023F VD1076 MS18 ONLY WITH VD1076 CT1051 CA, MTR-CODE: BMN CT1134 CA, MTR-CODE: CEGA CT1051K2 CA, MTR-CODE: BMN CT1134K1 CA, MTR-CODE: CEGA CT1051WP2 MTR-CODE: BMN, CA CT1134WP1 MTR-CODE: CEGA, CA, WP
2.0 TDI, 2.0 TDI 16V	02/04-05/10	AZV	100	1968	6PK1050 MTR-CODE: AZV, BKD, ALT, (AC) 6PK948 MTR-CODE: AZV, BKD, ALT, (AC) 6PK1050D2 MTR-CODE: AZV, BKD, ALT, (AC) AP9001 ALT, (Bosch), FOR ALT: 110A, OE-NO 06F903023D, FOR ALT: 140A, OE-NO 06F903023F AP9001 ALT, (Valeo), FOR ALT: 110A, OE-NO 06F903023E, FOR ALT: 140A, OE-NO 06F903023C VD1076 MS18 ONLY WITH VD1076 CT1051 MTR-CODE: AZV, BKD, CA, WP CT1051K1 CA, MTR-CODE: AZV, BKD, ⇨CH-NO 1Z-6A151 621, 1Z-62272 755, 1Z-68089 110 CT1051K2 CA, MTR-CODE: AZV, BKD, CH-NO 1Z-6A151 622⇨, 1Z-62272 756⇨, 1Z-68089 111⇨ CT1051WP1 CA, MTR-CODE: AZV, BKD, ⇨CH-NO 1Z-6A151 621, 1Z-62272 755, 1Z-68089 110 CT1051WP2 CA, MTR-CODE: AZV, BKD, CH-NO 1Z-6A151 622⇨, 1Z-62272 756⇨, 1Z-68089 111⇨
OCTAVIA (5E3, 5E5)					
1.2 TSI	11/12-	CJZA, CJZB	63-77	1197	6PK1000 ALT, (AC) 6PK737 ALT, (AC) CT1167 CA
1.4 TSI	11/12-	CHPA	103	1395	6PK1000 ALT, (AC) 6PK737 ALT, (AC) CT1167 CA
1.6 TDI	11/12-	CLHA	77	1598	6PK1025 ALT, (AC) 6PK799 ELAST ALT, (AC) VD1076 CT1168 CA
1.8 TSI	11/12-	CJSA, CJSB	132	1798	6PK1130 ALT



ContiTech



SKODA

OCTAVIA (5E3, 5E5)

↔ 2.0 TDI

11/12-

CKFC

110

1968



6PK1025

ALT, (AC)



6PK799 ELAST

ALT, (AC)



VD1076



CT1168

CA

RAPID

1.2

07/12-

CGPC

55

1198



6PK1453

ALT, (AC)



6PK1873

ALT, (AC)

1.2 TSI

07/12-

CBZA, CBZB

63-77

1197



6PK1432

ALT, (AC)



6PK1693

ALT, (AC)

1.4 TSI

07/12-

CAXA

90

1390



6PK1090

ALT, (AC)



6PK1733

ALT, (AC)

1.6 TDI

07/12-

CAYC

77

1598



6PK1070

ALT, (AC)



6PK842 ELAST

ALT, (AC)



6PK842 ELAST T1

ALT, (AC)



VD1111



CT1139

CA



CT1139K2

CA



CT1139WP6

CA, WP

RAPID (120G, 130G, 135G)

1.2

02/83-12/90

43

1164



AVX10X1000

ALT

1.3, 1.3 S

09/84-10/91

135/8, 742,13

39-45

1280



AVX10X1000

ALT

ROOMSTER (5J)

1.2

05/06-01/07

BME

47

1198



6PK1453

ALT, (AC)



6PK1873

ALT, (AC)

01/07-

BZG, CGPA

51

1198



6PK1453

ALT, (AC)



6PK1873

ALT, (AC), CH+NO 5J-7-000 001 ↔, MTR-CODE: BBM, BZG

1.2 TDI

03/10-

CFWA

55

1199



6PK1070

ALT, (AC)



6PK842 ELAST

ALT, (AC)



6PK842 ELAST T1

ALT, (AC)



AP9001

ALT, (Valeo), FOR ALT: 110A, OE-NO 03P903023F, FOR ALT: 140A, OE-NO 03P903023D, 03L903023A ALT, (Bosch), FOR ALT: 110A, OE-NO 03P903023E, FOR ALT: 140A, OE-NO 03P903023C, 03P903023A MTR-CODE: CAYA, CAYB, CAYC



AP9001



VD1111



CT1139

CA



CT1139K2

CA, 12/2010 ↔



CT1139WP6

MTR-CODE: CFWA, CA, WP, 12/2010 ↔

1.2 TSI

03/10-

CBZA, CBZB

63-77

1197



6PK1432

MTR-CODE: CBZA, CBZB, ALT, (AC)



6PK1693

MTR-CODE: CBZA, CBZB, ALT, (AC)



AP9012

ALT, (Bosch), FOR ALT: 140A, OE-NO 03F 903 023 D, 03C 903 023 F



AP9012

ALT, (Valeo), FOR ALT: 110A, OE-NO 03F 903 023 E

1.4

09/06-

BXW, CGGB

63

1390



6PK1080

ALT, (AC)



6PK737

ALT, (AC)



CT957(SET)

CA



CT957K3

CA



CT957WP3

CA

1.4 TDI

07/06-03/10

BNM

51

1422



6PK820

ALT, (AC)



6PK995

ALT, (AC)



AP9001

ALT, (Bosch), OE-NO 045903023C, FOR ALT: 70A, OE-NO 045903023, FOR ALT: 90A, OE-NO 045903023H, FOR ALT: 110A, OE-NO 045903023A, FOR ALT: 120A



CT1028

CA, WP



CT1028K3

CA, WP



CT1028WP3

CA, WP

09/06-03/10

BNV, BMS

59

1422



6PK1180

ALT, (AC), MTR-CODE: BMS



6PK820

ALT, (AC), MTR-CODE: BNV, BMS



6PK995

ALT, (AC), MTR-CODE: BNV



AP9001

ALT, (Bosch), OE-NO 045903023C, FOR ALT: 70A,





SKODA						
ROOMSTER (5J)						
					CT1028 CT1028K3 CT1028WP3	OE-NO 045903023, FOR ALT: 90A, OE-NO 045903023H, FOR ALT: 110A, OE-NO 045903023A, FOR ALT: 120A CA, WP CA, WP CA, WP
1.6	09/06-	BTS, CFNA	77	1598	6PK1090 6PK1733	ALT, (-AC) ALT, (AC)
1.6 TDI	03/10-	CAYB, CAYC	66-77	1598	6PK1070 6PK842 ELAST 6PK842 ELAST T1 AP9001 AP9001 VD1111 CT1139 CT1139K2 CT1139WP6	MTR-CODE: CAYA, CAYB, CAYC, ALT, (AC) MTR-CODE: CAYA, CAYB, CAYC, ALT, (-AC) MTR-CODE: CAYA, CAYB, CAYC, ALT, (-AC) ALT, (Bosch), FOR ALT: 110A, OE-NO 06F903023D, FOR ALT: 140A, OE-NO 06F903023F, 03L903023 ALT, (Valeo), FOR ALT: 140A, OE-NO 03L903023F, 03L903023A MTR-CODE: CAYA, CAYB, CAYC MTR-CODE: CAYA, CAYB, CAYC, CA MTR-CODE: CAYA, CAYB, CAYC, CA, 12/2010⇒ MTR-CODE: CAYA, CAYB, CAYC, CA, WP, 12/2010⇒
1.9 TDI	09/06-03/10	BLS, BSW	77	1896	6PK1180 6PK780 6PK1180D1 AP9001 AP9001 AP9001 VD1076 MS18 CT1028 CT1028K3	ALT, (AC), MTR-CODE: BLS ALT, (AC), MTR-CODE: AXR, BSW ALT, (AC) ALT, (Bosch), OE-NO 045903023H, FOR ALT: 110A (Valeo), OE-NO 038903023Q, FOR ALT: 70A, OE-NO 038903023R, FOR ALT: 90A ALT, (Bosch), OE-NO 038903023K, FOR ALT: 70A, OE-NO 038903023L, FOR ALT: 90A, OE-NO 028903028E, FOR ALT: 120A ONLY WITH VD1076 CA, WP CA, WP
SUPERB (3T4, 3T5)						
1.4 TSI	07/08-	CAXC	92	1390	6PK1733 AP9012 AP9012	ALT ALT, (Valeo), OE-NO 03C 903 023 C, FOR ALT: 140A, MTR-CODE: CAXA, CAXC ALT, (Bosch), OE-NO 03C 903 023 A, FOR ALT: 140A, MTR-CODE: CAXA, CAXC
1.6 TDI	09/10-	CAYC	77	1598	6PK1070 AP9001 AP9001 AP9012 AP9012 AP9022 VD1111 CT1139 CT1139K2 CT1139WP6	ALT, (AC) ALT, (Valeo), FOR ALT: 180A, OE-NO 021903026L, 03L903023B ALT, (Bosch), FOR ALT: 180A, OE-NO 03G903023, 03L903023D ALT, (Bosch), FOR ALT: 140A, OE-NO 03L903023 ALT, (Valeo), FOR ALT: 140A, OE-NO 03L903023A ALT, (Bosch), FOR ALT: 140A, OE-NO 06F903023N CA CA, 12/2010⇒ MTR-CODE: CAYC, CA, WP, 12/2010⇒
1.8 TSI, 1.8 TSI 4x4	03/08-	BZB, CDAA	118	1798	6PK1120 AP9009 AP9009 CT1143	ALT ALT, (Bosch), FOR ALT: 140A, OE-NO 06B903016AB ALT, (Valeo), FOR ALT: 140A, OE-NO 06D903016A, 06J903023C WP
	03/09-	CDAB	112	1798	6PK1120 AP9009 AP9009	ALT ALT, (Valeo), FOR ALT: 140A, OE-NO 06D903016A, 06J903023C ALT, (Bosch), FOR ALT: 140A, OE-NO 06B903016AB
1.9 TDI	03/08-	BLS, BXE	77	1896	6PK1050 6PK1050D2	ALT ALT

SKODA



SKODA

SUPERB (3T4, 3T5)



					AP9022 VD1076 MS37 CT1028 CT1028K3 CT1028WP3	ALT, (Bosch), FOR ALT: 140A, OE-NO 06F903023N ONLY WITH VD1076 CA CA CA
2.0 TDI	03/08-	BMP	103	1968	6PK1050 6PK1050D2 AP9001 AP9001 AP9022 AP9022 VD1076 MS37 CT1028 CT1028K3 CT1028WP4	ALT ALT ALT, (Bosch), FOR ALT: 180A, OE-NO 03G903023 ALT, (Valeo), FOR ALT: 180A, OE-NO 021 903 026 L ALT, (Valeo), FOR ALT: 140A, OE-NO 06F903023P ALT, (Bosch), FOR ALT: 140A, OE-NO 06F903023N ONLY WITH VD1076 CA CA CA
2.0 TDI 16V, 2.0 TDI 16V 4x4	01/09-	BKD, CFFB, CLJA	103	1968	6PK1050 6PK1070 6PK948 AP9001 AP9001 AP9022 AP9022 VD1076 VD1111 MS37 MS37 CT1051 CT1139 CT1051K2 CT1139K2 CT1051WP2 CT1139WP6	MTR-CODE: BKD, ALT, (AC) MTR-CODE: CFFB, CLJA, ALT, (AC) MTR-CODE: BKD, ALT, (-AC) ALT, (Bosch), FOR ALT: 180A, OE-NO 03G903023, MTR-CODE: CFFB, CLJA ALT, (Valeo), FOR ALT: 180A, OE-NO 021 903 026 L, MTR-CODE: CFFB, CLJA ALT, (Valeo), FOR ALT: 140A, OE-NO 06F903023P ALT, (Bosch), FOR ALT: 140A, OE-NO 06F903023N MTR-CODE: BKD MTR-CODE: CFFB, CLJA ONLY WITH VD1076 ONLY WITH VD1111 MTR-CODE: BKD, CA MTR-CODE: CFFB, CLJA, CA MTR-CODE: BKD, CA MTR-CODE: CFFB, CLJA, CA, 12/2010⇔ MTR-CODE: BKD, CA MTR-CODE: CFFB, CA, WP, 12/2010⇔
2.0 TDI, 2.0 TDI 4x4	07/08-	CBBB, CFGB	125	1968	6PK1070 AP9001 AP9001 AP9022 AP9022 VD1076 VD1111 MS18 MS18 CT1134 CT1139 CT1134K1 CT1139K2 CT1134WP1 CT1139WP6	MTR-CODE: CBBB, CFGB, CFFB, ALT ALT, (Bosch), FOR ALT: 180A, OE-NO 03G903023 ALT, (Valeo), FOR ALT: 180A, OE-NO 021903026L ALT, (Bosch), FOR ALT: 140A, OE-NO 06F903023N ALT, (Valeo), FOR ALT: 140A, OE-NO 06F903023P MTR-CODE: CBBB MTR-CODE: CFGB ONLY WITH VD1111 ONLY WITH VD1076 MTR-CODE: CBBB, CA MTR-CODE: CFGB, CFFB, CA MTR-CODE: CBBB, CA MTR-CODE: CFGB, CFFB, CA, 12/2010⇔ MTR-CODE: CBBB, CA, WP MTR-CODE: CFGB, CFFB, CA, WP, 12/2010⇔
2.0 TSI	05/10-	CCZA	147	1984	6PK1120 AP9009 AP9009	ALT ALT, (Bosch), FOR ALT: 140A, OE-NO 06B903016AB ALT, (Valeo), FOR ALT: 140A, OE-NO 06D903016A, 06J903023C
3.6 V6 4x4	11/08-	CDVA	191	3580	6PK1613 AP9022 AP9022	ALT ALT, (Valeo), FOR ALT: 140A, OE-NO 06F903023P ALT, (Bosch), FOR ALT: 140A, OE-NO 06F903023N
SUPERB (3U4) 1.8 T	12/01-03/08	AWT	110	1781	4PK855 5PK1300	AC ALT, PS





SKODA

SUPERB (3U4)



					AP9002 CT909 CT909K10 CT909WP2	ALT, (Valeo), FOR ALT: 120A, OE-NO 06B903016E CA CA CA
1.9 TDI	12/01-03/08	AWX, AVF	96	1896	4PK855 5PK1432 AP9002 AP9002 VD1090 MS17 MS18 CT1028 CT1028K2 CT1028K3 CT1028K4 CT1028WP4 CT1028WP7	AC ALT, PS ALT, (Bosch), FOR ALT: 120A, OE-NO 028 903 031 ALT, (Valeo), FOR ALT: 120A, OE-NO 028 903 031 A, FOR ALT: 140A, OE-NO 028 903 029 R OUTER-Ø M8x37 mm OUTER-Ø M8x20 mm CA CA, ⇨03/2002 CA, 04/2002⇨ CA, ⇨03/2002 CA, 04/2002⇨ CA, ⇨03/2002
	08/02-10/05	AVB	74	1896	4PK855 5PK1432 AP9002 AP9002 VD1090 MS17 MS18 CT1028 CT1028K2 CT1028K3 CT1028K4 CT1028WP7	AC ALT, PS ALT, (Valeo), FOR ALT: 120A, OE-NO 028 903 031 A, FOR ALT: 140A, OE-NO 028 903 029 R ALT, (Bosch), FOR ALT: 120A, OE-NO 028 903 031 OUTER-Ø M8x37 mm OUTER-Ø M8x20 mm CA CA, ⇨CH-NO 3U-29009506 CA, CH-NO 3U-29009507⇨ CA, ⇨CH-NO 3U-29009506 CA, ⇨CH-NO 3U-29009506
	01/07-03/08	BPZ	85	1896	4PK855 5PK1432 AP9002 CT1028 CT1028K3 CT1028WP4	AC ALT, PS, WP, FAN ALT, (Valeo), FOR ALT: 120A, OE-NO 028 903 031 A CA, WP CA, WP, CH-NO 3U-29015 229⇨ CA, WP
	10/05-05/07	BSV	77	1896	4PK855 5PK1432 AP9002 AP9002 CT1028 CT1028K3 CT1028WP4	AC ALT, PS, WP, FAN ALT, (Bosch), FOR ALT: 120A, OE-NO 028 903 031 ALT, (Valeo), FOR ALT: 120A, OE-NO 028 903 031 A, FOR ALT: 140A, OE-NO 028 903 029 R CA, WP CA, WP, CH-NO 3U-29015 229⇨ CA, WP
2.0	12/01-03/08	AZM	85	1984	4PK855 5PK1300 AP9002 AP9007 CT908 CT908K1 CT908WP2	AC ALT, PS ALT, (Valeo), FOR ALT: 120A, OE-NO 06B903016E ALT, (Bosch), FOR ALT: 120A, OE-NO 06B903016B CA CA CA
2.0 TDI	10/05-03/08	BSS	103	1968	4PK855 5PK1432 AP9002 AP9002 CT1028 CT1028K2 CT1028K3 CT1028K4	AC ALT, PS, WP, FAN ALT, (Bosch), FOR ALT: 120A, OE-NO 028 903 031 ALT, (Valeo), FOR ALT: 120A, OE-NO 028 903 031 A, FOR ALT: 140A, OE-NO 028 903 029 R CA, WP CA, ⇨CH-NO 3U-29015 228 CA, WP, CH-NO 3U-29015 229⇨ CA, ⇨CH-NO 3U-29015 228





SKODA

SUPERB (3U4)

↔ 2.5 TDI

12/01-08/08

AYM, BDG

114-120

2496

- 4PK1237**
- 6PK2404**
- 6PK2404D1**
- VD1032**
- MS19**
- CT1015**
- CT1018**
- CT1015K1**
- CT1015K2**
- CT1018K1**
- CT1015WP1**

AC
ALT, PS
ALT, PS, AC
ONLY WITH VD1032
CA
INJP
CA
CA
INJP
CA

2.8 V6

12/01-03/08

AMX

142

2771

- 6PK1880**
- CT920**
- CT920K1**
- CT920K2**
- CT920WP3**

ALT, PS, AC
CA
CA
CA
CA

YETI (5L)

1.2 TSI

09/09-

CBZB

77

1197

- 6PK1432**
- 6PK1693**
- AP9012**
- AP9012**

MTR-CODE: CBZB, ALT, (-AC)
MTR-CODE: CBZB, ALT, (AC)
ALT, (Bosch), FOR ALT: 140A, OE-NO 03F903023D
ALT, (Valeo), FOR ALT: 110A, OE-NO 03F903023E

1.4 TSI

06/10-

CAXA

90

1390

- 6PK1090**
- 6PK1733**
- AP9012**
- AP9012**

ALT, (AC)
ALT, (AC)
ALT, (Bosch), FOR ALT: 140A, OE-NO 03C903023C, 03C903023S
ALT, (Valeo), FOR ALT: 140A, OE-NO 03C903025D, 03C903023T

1.6 TDI

11/10-

CAYC

77

1598

- 6PK1070**
- 6PK842 ELAST**
- 6PK842 ELAST T1**
- AP9001**
- AP9001**
- VD1111**
- CT1139**
- CT1139K2**
- CT1139WP6**

MTR-CODE: CAYC, ALT, (AC)
MTR-CODE: CAYC, ALT, (-AC)
MTR-CODE: CAYC, ALT, (-AC)
ALT, (Bosch), FOR ALT: 140A, OE-NO 03L903023
ALT, (Valeo), FOR ALT: 140A, OE-NO 03L903023A
MTR-CODE: CAYC
MTR-CODE: CAYC, CA
MTR-CODE: CAYC, CA
MTR-CODE: CAYC, CA, WP

1.8 TSI 4x4

05/09-

CDAA

118

1798

- 6PK1120**
- AP9009**
- AP9009**
- CT1143**

ALT
ALT, (Bosch), FOR ALT: 140A, OE-NO 06B903016AB
ALT, (Valeo), FOR ALT: 140A, OE-NO 06D903016A, 06J903023C
WP

11/09-

CDAB

112

1798

- 6PK1120**
- CT1143**

ALT
WP

2.0 TDI

11/11-

CFHC

103

1968

- 6PK1070**
- 6PK842 ELAST**
- 6PK842 ELAST T1**
- AP9001**
- AP9001**
- AP9001**
- VD1111**
- CT1139**
- CT1139K2**
- CT1139WP6**

ALT, (AC), MTR-CODE: CBDB, CFHC, CLCB
MTR-CODE: CBDB, CFHC, CLCB, ALT, (-AC)
MTR-CODE: CBDB, CFHC, CLCB, ALT, (-AC)
ALT, (Hitachi), FOR ALT: 140A, OE-NO 03L903023F
ALT, (Bosch), FOR ALT: 110A, OE-NO 06F903023D, FOR ALT: 140A, OE-NO 06F903023F, 03L903023, FOR ALT: 180A, OE-NO 03G903023
ALT, (Valeo), FOR ALT: 110A, OE-NO 06F903023E, FOR ALT: 140A, OE-NO 06F903023C, 03L903023A, FOR ALT: 180A, OE-NO 03L903023E
MTR-CODE: CFHC, CLCB
CA, MTR-CODE: CFHC, CLCB
MTR-CODE: CFHC, CLCB, CA, 12/2010⇒
MTR-CODE: CFHC, CLCB, CA, WP, 12/2010⇒

2.0 TDI 4x4

05/09-

CBDB, CFHC, CLCB

103

1968

- 6PK1070**
- 6PK842 ELAST**
- 6PK842 ELAST T1**
- AP9001**

ALT, (AC), MTR-CODE: CBDB, CFHC, CLCB
MTR-CODE: CBDB, CFHC, CLCB, ALT, (-AC)
MTR-CODE: CBDB, CFHC, CLCB, ALT, (-AC)
ALT, (Valeo), FOR ALT: 110A, OE-NO 06F903023E,





SKODA

YETI (5L)						
					<ul style="list-style-type: none"> AP9001 AP9001 VD1076 VD1111 MS18 CT1134 CT1139 CT1134K1 CT1139K2 CT1134WP1 CT1139WP6 	<p>FOR ALT: 140A, OE-NO 06F903023C, 03L903023A, FOR ALT: 180A, OE-NO 03L903023E ALT, (Bosch), FOR ALT: 110A, OE-NO 06F903023D, FOR ALT: 140A, OE-NO 06F903023F, 03L903023, FOR ALT: 180A, OE-NO 03G903023</p> <p>ALT, (Hitachi), FOR ALT: 140A, OE-NO 03L903023F</p> <p>MTR-CODE: CBDB</p> <p>MTR-CODE: CFHC, CLCB</p> <p>ONLY WITH VD1076</p> <p>MTR-CODE: CBDB, CA</p> <p>CA, MTR-CODE: CFHC, CLCB</p> <p>MTR-CODE: CBDB, CA</p> <p>MTR-CODE: CFHC, CLCB, CA, 12/2010⇒</p> <p>MTR-CODE: CBDB, CA, WP</p> <p>MTR-CODE: CFHC, CLCB, CA, WP, 12/2010⇒</p>
11/09-	CEGA, CFJA	125	1968	<ul style="list-style-type: none"> 6PK1070 6PK842 ELAST 6PK842 ELAST T1 AP9001 AP9001 AP9001 AP9001 VD1076 VD1111 MS18 CT1134 CT1139 CT1134K1 CT1139K2 CT1134WP1 CT1139WP6 	<p>MTR-CODE: CEGA, CFJA, ALT, (AC)</p> <p>MTR-CODE: CEGA, CFJA, ALT, (-AC)</p> <p>MTR-CODE: CEGA, CFJA, ALT, (-AC)</p> <p>ALT, (Valeo), FOR ALT: 110A, OE-NO 06F903023E, FOR ALT: 140A, OE-NO 06F903023C, 03L903023A, FOR ALT: 180A, OE-NO 03L903023E ALT, (Hitachi), FOR ALT: 140A, OE-NO 03L903023F ALT, (Bosch), FOR ALT: 110A, OE-NO 06F903023D, FOR ALT: 140A, OE-NO 06F903023F, 03L903023, FOR ALT: 180A, OE-NO 03G903023</p> <p>MTR-CODE: CEGA</p> <p>MTR-CODE: CFJA</p> <p>ONLY WITH VD1076</p> <p>MTR-CODE: CEGA, CA</p> <p>MTR-CODE: CFJA, CA</p> <p>MTR-CODE: CEGA, CA</p> <p>MTR-CODE: CFJA, CA, 12/2010⇒</p> <p>MTR-CODE: CEGA, CA, WP</p> <p>MTR-CODE: CFJA, CA, WP, 12/2010⇒</p>	
2.0 TDI, 2.0 TDI 4x4	11/09-	CFHA, CFHF, CLCA	81	1968	<ul style="list-style-type: none"> 6PK1070 6PK842 ELAST 6PK842 ELAST T1 AP9001 AP9001 AP9001 VD1111 CT1139 CT1139K2 CT1139WP6 	<p>MTR-CODE: CFHA, CFHC, CFHF, ALT, (AC)</p> <p>MTR-CODE: CFHA, CFHC, CFHF, ALT, (-AC)</p> <p>MTR-CODE: CFHA, CFHC, CFHF, ALT, (-AC)</p> <p>ALT, (Bosch), FOR ALT: 110A, OE-NO 06F903023D, FOR ALT: 140A, OE-NO 06F903023F, 03L903023, FOR ALT: 180A, OE-NO 03G903023</p> <p>ALT, (Hitachi), FOR ALT: 140A, OE-NO 03L903023F ALT, (Valeo), FOR ALT: 110A, OE-NO 06F903023E, FOR ALT: 140A, OE-NO 06F903023C, 03L903023A, FOR ALT: 180A, OE-NO 03L903023E</p> <p>MTR-CODE: CFHA, CFHC, CFHF, CLCA, CA</p> <p>MTR-CODE: CFHA, CFHC, CFHF, CLCA, CA, 12/2010⇒</p> <p>MTR-CODE: CFHA, CFHC, CFHF, CLCA, CA, WP, 12/2010⇒</p>

SMART

CABRIO (450)						
0.6	03/00-01/04	M160.920, M160E6ALB05, M160E6ALB03	40-52	599	<ul style="list-style-type: none"> 3PK850 4PK790 	<p>AC</p> <p>ALT</p>
0.7	01/03-01/04	M160.910	45-55	698	<ul style="list-style-type: none"> 3PK850 4PK790 	<p>AC</p> <p>ALT</p>
0.8 CDI	03/01-01/04	OM660DE8LA, OM660.940	30	799	<ul style="list-style-type: none"> 3PK850 5PK768 	<p>AC</p> <p>ALT, PS</p>

SMART



ContiTech



SMART

CITY-COUPÉ (450)

↔ 0.6	07/98-01/04	M160.920, M160E6ALB03, M160E6ALB04, M160E6ALB05	33-52	599	∞ ∞	3PK850 4PK790	AC ALT
0.7	01/03-01/04	M160.910	37-55	698	∞ ∞	3PK850 4PK790	AC ALT
0.8 CDI	11/99-01/04	OM660DE8LA, OM660.940	30	799	∞ ∞	3PK850 5PK768	AC ALT

CROSSBLADE (450)

0.6	06/02-12/03	M160.920	52	599	∞ ∞	3PK850 4PK790	AC ALT, PS
-----	-------------	----------	----	-----	--------	--------------------------------	---------------

FORFOUR (454)

1.1	01/04-06/06	M134.910, M134.911	47-55	1124	∞ ∞	5PK1219 5PK920	AC ALT
1.3	01/04-06/06	M135.930	70	1332	∞ ∞	5PK1219 5PK920	AC ALT
1.5	01/04-06/06	M135.950	80-90	1499	∞ ∞	5PK1219 5PK920	AC ALT
1.5 BRABUS	05/05-06/06	M122.950	130	1468	∞	4PK800	ALT
1.5 CDI	09/04-06/06	OM639.939	50-70	1493	∞ ⊙	5PK1788 AP9014	ALT ALT, (Valeo), FOR ALT: 115A, OE-NO 639 150 03 50, 639 150 02 50

FORTWO (450)

0.7	01/04-01/07	M160.910	37-55	698	∞ ∞	3PK850 4PK790	AC ALT
0.8 CDI	01/04-01/07	OM660DE8LA, OM660.940	30	799	∞ ∞	3PK850 5PK768	AC ALT, PS

FORTWO (451)

0.8 CDI	01/07-	OM660.950, OM660.951	33-40	799	∞ ∞	3PK806 ELAST 5PK768	AC ALT
1.0	01/07-	M132.910	45	999	∞ ∞	4PK753 ELAST 4PK800	AC, NOT FOR Micro Hybrid Drive0, NOT FOR MODEL 451.3340 ALT, NOT FOR Micro Hybrid Drive0, NOT FOR MODEL 451.3340
			52	999	∞ ∞	4PK753 ELAST 4PK800	AC, NOT FOR Micro Hybrid Drive0, NOT FOR MODEL 451.3800 ALT, NOT FOR Micro Hybrid Drive0, NOT FOR MODEL 451.3800
1.0, 1.0 Brabus, 1.0 Turbo, 1.0 Turbo Brabus	01/07-	M132.910, M132.930	52-75	999	∞ ∞	4PK753 ELAST 4PK800	AC ALT

ROADSTER (452)

0.7 , 0.7 Brabus	04/03-11/05	M160.921, M160.922, M160.923	45-74	698	∞ ∞	3PK850 4PK790	AC ALT
------------------	-------------	------------------------------------	-------	-----	--------	--------------------------------	-----------

SUBARU

FORESTER (SF)

2.0	08/97-09/02	EJ20	90-92	1994	∞ ∞ ⚙️ ⚙️ ⚙️	4PK895 5PK880 CT1050 CT792 CT792K2	AC ALT CA, 09/1998↔ CA, ↔08/1998 CA, ↔08/1998
2.0 S Turbo	06/98-04/01	EJ20	125	1994	∞ ∞ ⚙️ ⚙️	4PK895 5PK880 CT1058 CT1058K2	AC ALT CA CA
	04/01-09/02	EJ205	130	1994	∞ ∞ ⚙️ ⚙️	4PK895 5PK880 CT1058 CT1058K2	AC ALT CA CA, ↔05/2002

FORESTER (SG)

2.0	09/02-	EJ20	92	1994	∞ ↔	4PK895	AC
-----	--------	------	----	------	--------	---------------	----



SUBARU

FORESTER (SG)

						5PK880	ALT
						CT1050	CA, 09/2002⇨, ⇨08/2005
						CT1050K1	CA
2.0 S Turbo	09/02-	EJ20	130	1994		4PK895	AC
						5PK880	ALT
						CT1058	CA
						CT1058K3	CA
2.0 X	09/05-	EJ204	116	1994		4PK895	AC
						5PK869	ALT
						CT1058	CA
						CT1058K3	CA
2.5	12/03-	EJ25	155	2457		4PK895	AC
						5PK880	ALT
						CT1058	CA, MTR-CODE: EJ25D
						CT1058K2	CA, MTR-CODE: EJ25D
2.5 XT	09/05-	EJ255	169	2457		4PK895	AC, MTR-CODE: EJ255LD
						5PK880	ALT, MTR-CODE: EJ255LD
						CT1058	CA
						CT1058K3	CA

FORESTER (SH)

2.0	01/08-	EJ20	110	1994		4PK895	AC
						CT1058	CA
						CT1058K3	CA
2.0, 2.0 D	09/08-	FB20	108- 110	1995- 1998		7PK1834	ALT

IMPREZA (GC, GF, GFC)

1.6	12/96-12/00	EJ16E	66	1597		4PK895	AC
						5PK690	ALT, (PS)
						5PK880	ALT, (PS)
						CT1050	CA, 08/1998⇨
						CT792	CA
						CT792K1	CA, ⇨01/1997
						CT792K2	CA, 01/1997⇨, ⇨12/1997
1.6 4WD	12/96-12/00	EJ161	66	1597		4PK890	AC
						5PK690	ALT, (PS)
						5PK880	ALT, (PS)
						CT1050	CA, 08/1998⇨
						CT792	CA, ⇨12/1997
						CT1050K1	CA, 08/1998⇨
						CT792K1	CA, ⇨01/1997
						CT792K2	CA, 01/1997⇨, ⇨12/1997
1.6 i, 1.6 i 4WD	06/98-12/00	EJ161	70	1597		4PK885	AC
						5PK690	ALT, (PS)
						5PK880	ALT, (PS)
						CT1050	CA
						CT1050K1	CA
	08/92-12/00	EJ16	66	1597		4PK855	AC, ⇨07/1995
						4PK895	AC, 08/1995⇨
						5PK690	ALT, (PS)
						5PK880	ALT, (PS)
						CT1050	CA, 08/1998⇨
						CT792	CA
						CT792K1	CA, ⇨01/1997
						CT792K2	CA, 01/1997⇨, ⇨12/1997
1.8	11/95-06/96	EJ18E	76	1820		4PK895	AC
						5PK880	ALT, (PS)
						CT792	CA
						CT792K1	CA
1.8 i 4WD	08/92-12/00	EJ18, EJ18E	76	1820		4PK890	AC, 02/1995⇨
						4PK895	AC, ⇨02/1995
						5PK690	ALT, (PS)



ContiTech



SUBARU

IMPREZA (GC, GF, GFC)

					∞	5PK880	ALT, (PS)
					▲▲▲	CT1050	CA, 08/1998⇔
					▲▲▲	CT792	CA, ⇔07/1998
					▲▲▲	CT792K1	CA, ⇔01/1997
					▲▲▲	CT792K2	CA, 01/1997⇔, ⇔12/1997
2.0	11/95-09/00	EJ20E	85	1994	∞	4PK885	AC
					∞	5PK880	ALT, (PS)
					▲▲▲	CT792	CA
					▲▲▲	CT792K1	CA
	09/98-09/00	EJ201	92	1994	∞	4PK885	AC
					∞	5PK880	ALT, (PS)
					▲▲▲	CT1050	CA
2.0 16V AWD, 2.0 i 4WD	06/98-12/00	EJ20	92	1994	∞	4PK885	AC
					∞	5PK690	ALT, (-PS)
					∞	5PK880	ALT, (PS)
					▲▲▲	CT1050	CA
					▲▲▲	CT1050K1	CA
2.0 4WD, 2.0 i 4WD	12/95-12/00	EJ20	85	1994	∞	4PK885	AC
					∞	5PK690	ALT, (-PS)
					∞	5PK880	ALT, (PS)
					▲▲▲	CT1050	CA, 08/1998⇔
					▲▲▲	CT792	CA, ⇔08/1998
					▲▲▲	CT792K1	CA, ⇔01/1997
					▲▲▲	CT792K2	CA, 01/1997⇔, ⇔12/1997
2.0 AWD	09/98-09/00	EJ205P	206	1994	∞	4PK885	AC
					∞	5PK880	ALT
					▲▲▲	CT1058	CA
2.0 i Turbo 4WD, 2.0 Turbo 4WD, 2.0 Turbo GT 4WD	03/94-12/00	EJ20 (Turbo), EJ205, EJ20G	155-160	1994	∞	4PK885	AC
					∞	5PK880	ALT
					▲▲▲	CT1058	CA
					▲▲▲	CT1058K1	CA, ⇔10/1998
					▲▲▲	CT1058K2	CA, 10/1998⇔

IMPREZA (GD, GG)

1.5, 1.5 AWD	05/06-	EL15	74-81	1493-1498	∞	4PK895	AC
					∞	5PK869	ALT
					▲▲▲	CT1058	CA
					▲▲▲	CT1058K3	CA
1.6, 1.6 AWD	12/00-	EJ16	70	1597	∞	4PK885	AC
					∞	5PK690	ALT, (-PS)
					∞	5PK880	ALT, (PS)
					▲▲▲	CT1050	CA
					▲▲▲	CT1050K1	CA
2.0	12/00-	EJ20	92	1994	∞	4PK895	AC
					∞	5PK690	ALT, (-PS)
					∞	5PK880	ALT, (PS)
					▲▲▲	CT1050	CA
					▲▲▲	CT1050K1	CA
2.0 AWD	10/05-	EJ205P	206	1994	∞	4PK885	AC
					∞	5PK880	ALT
					▲▲▲	CT1058	CA
			184	1994	∞	4PK895	AC
					∞	5PK880	ALT
					▲▲▲	CT1058	CA
2.0 R	09/05-	EJ20, EJ204	118	1994	∞	4PK895	AC
					∞	5PK869	ALT
					▲▲▲	CT1058	CA
					▲▲▲	CT1058K3	CA
2.0 Turbo, 2.0 WRX Sti, 2.0 WRX Turbo	12/00-	EJ205, EJ207	160-195	1994	∞	4PK895	AC
					∞	5PK880	ALT
					▲▲▲	CT1058	CA
					▲▲▲	CT1058K2	CA, ⇔09/2002



SUBARU



SUBARU							
IMPREZA (GD, GG)							
↔						CT1058K3	CA, 10/2002↔
2.0 WRX Turbo	12/02-	EJ205	165	1994		4PK895	AC
						5PK880	ALT
						CT1058	CA
						CT1058K3	CA
2.5 AWD	03/01-09/05	EJ251	130	2457		4PK895	AC
						5PK880	ALT
						CT1050	CA
2.5 AWD, 2.5 WRX, 2.5 WRX STI	09/05-	EJ255, EJ257	169-221	2457		4PK895	AC
						5PK880	ALT
						CT1058	CA
						CT1058K3	CA
IMPREZA (GR, GH, G3)							
1.5, 1.5 Allrad	02/08-	EL15	79	1498		5PK869	ALT
						CT1058	CA
						CT1058K3	CA
2.0 D Allrad	01/09-		110	1998		7PK1834	ALT, (AC)
2.0, 2.0 Allrad	02/08-	EJ204	110	1994		5PK869	ALT
						CT1058	CA
						CT1058K3	CA
2.5	02/08-	EJ257	221	2457		5PK869	ALT
						CT1058	CA
						CT1058K3	CA
2.5 Allrad	01/08-	EJ257	221	2457		4PK895	AC
						5PK880	ALT
						CT1058	CA
						CT1058K3	CA
JUSTY I (KAD)							
1000, 1000 4WD	11/84-10/95	EF10	37-40	998		AVX10X675	ALT, ↔12/1988
						AVX10X690	ALT, 01/1989↔, (-CAT)
						3PK670	PS
						4PK725	ALT, 01/1989↔, (CAT)
						CT680	CA
1200, 1200 4WD	10/86-10/95	EF12	49-55	1190		AVX10X675	ALT, ↔12/1988
						3PK670	PS
						4PK725	ALT, 01/1989↔
						CT824	CA
JUSTY II (JMA, MS)							
1.3 4x4	04/01-11/03	G13BB	63	1298		4PK790	AC, (-PS)
						4PK815	ALT
						4PK850	PS, (-AC)
						4PK954	PS, (AC)
						CT895	CA
						CT895K1	CA
1.3 GX 4x4	10/95-11/03	EF13	50	1298		3PK815	ALT, ↔12/1996
						4PK790	AC, (-PS)
						4PK815	ALT, 01/1997↔
						4PK850	PS, (-AC)
						4PK954	PS, (AC)
						CT824	CA, ↔05/1996
						CT898	CA, 06/1996↔
						CT824K1	CA, ↔05/1996
						CT898K1	CA, 06/1996↔
JUSTY III (G3X)							
1.3	09/03-	M13A	69	1328		4PK785	AC
						4PK815	ALT
						4PK850	PS, (-AC)
						4PK950	PS, (AC)
						CT898	CA
LEGACY I (BC, BJF)							
1800, 1800 4WD	01/89-07/94	EJ18SPI	76	1820		4PK885	AC
						5PK690	ALT, (-PS)





ContiTech



SUBARU

SUBARU

LEGACY I (BC, BGF)



					5PK880 CT792 CT792K1	ALT, (PS) CA CA
2.0, 2.0 GL	08/91-12/93	EJ20E	85-103	1994	4PK885 5PK690 5PK880 CT792 CT792K1	AC ALT, (-PS) ALT, (PS) CA CA
2000 Turbo 4WD, 2000 Turbo Super 4WD	05/92-07/94	EJ20-GN	147	1994	4PK885 5PK880 CT1058 CT1058K1	AC ALT CA CA
2000, 2000 4WD	08/91-07/94	EJ20EMPI	85	1994	4PK885 5PK690 5PK880 CT792 CT792K1	AC ALT, (-PS) ALT, (PS) CA CA
2200 4WD, 2200 Super 4WD	01/89-07/94	EJ22EMPI	100	2212	4PK885 5PK690 5PK880 CT792 CT792K1	AC ALT, (-PS) ALT, (PS) CA CA

LEGACY II (BD, BG)

2.0 i, 2.0 i 4WD	09/94-03/99	EJ20, EJ20E, EJ20EMPI	85	1994	4PK885 5PK880 CT792 CT792K1 CT792K2	AC ALT CA CA, ⇌01/1997 CA, 01/1997⇌
2.2 i 4WD	02/94-03/99	EJ22EMPI	94-96	2212	4PK885 5PK880 CT792 CT792K1 CT792K2	AC ALT CA CA, ⇌01/1997 CA, 01/1997⇌
2.5, 2.5 i 4WD	01/96-12/99	EJ25D	110	2457	4PK895 5PK880 CT1058 CT1058K1 CT1058K2	AC ALT CA CA, ⇌09/1996 CA, 09/1996⇌

LEGACY III (BE, BH)

2.0	04/99-08/03	EJ20	92	1994	4PK885 5PK880 CT1050 CT1050K1	AC ALT CA, MTR-CODE: EJ201 CA
2.0 AWD	06/02-08/03	EJ205P	206	1994	4PK885 5PK880 CT1058	AC ALT CA
2.5	10/98-08/03	EJ25	115	2457	4PK885 4PK895 5PK880 CT1050 CT1050K1	AC, (RHD) AC ALT CA, MTR-CODE: EJ251 CA

LEGACY IV / LEGACY IV (B13_)

2.0, 2.0 R	09/03-	EJ20, EJ204	101-121	1994	4PK845 5PK869 CT1058 CT1058K3	AC ALT CA CA
2.0 D	02/08-		110	1998	7PK1834	ALT
2.5	09/03-	EJ25	121	2457	5PK869 5PK880 CT1050 CT1050K1	ALT, 06/2005⇌ ALT, ⇌05/2005 CA CA





SUBARU						
LEGACY IV / LEGACY IV (B13.)						
↔ 2.5 i	01/08-	EJ25	127	2457	∞ ▲▲ ▲▲▲	5PK869 ALT CT1050 CA CT1050K1 CA
LEGACY V						
2.0 D	09/09-		110	1998	∞	7PK1834 ALT
2.0 i	09/09-	EJ204	110	1994	∞ ▲▲ ▲▲▲	5PK869 ALT CT1058 CA CT1058K3 CA 4PK895 ALT
2.5 i	09/09-	EJ253	123	2457	∞	5PK869 ALT, (-ELECTR PS)
LEONE I (AB)						
1800 4WD, 1800 Super 4WD, 1800 Turismo 4WD	09/80-10/84	EA81	59-60	1781	∞ ∞ ∞ ∞	AVX10X910 ALT AVX13X1100 AC AVX13X1150 AC, (PS) 4PK985 AC
LEONE II						
1800 4WD, 1800 Super 4WD, 1800 4WD KAT, 1800 Super Turbo 4WD, 1800 Turbo 4WD, 1800 Super 4WD KAT	11/84-07/91	EA82	66-100	1781-1782	∞ ∞ ∞ ∞ ∞ ∞ ∞ ∞ ∞ ∞ ▲▲ ▲▲	2XAVX13X975 ALT, (PS) AVX13X1100 AC AVX13X1150 AC, (PS) AVX13X925 ALT AVX13X950 ALT, (AC) AVX13X975 ALT, (PS), (AC) 4PK1100 ALT, AC 4PK950 ALT 4PK990 AC CT778 CA, (RH) CT779 CA, (LH)
LIBERO (E10, E12)						
1.0 4WD	01/83-12/87	EF10	37	998	∞ ▲▲	AVX10X913 ALT CT680 CA
1.2 4WD	08/86-02/00	EF12	38	1190	∞ ▲▲	AVX10X700 ALT CT936 CA
1.2 i 4WD	08/91-02/00	EF12	40	1189	∞ ▲▲	AVX10X715 ALT CT936 CA
OUTBACK (BE, BH)						
2.5	10/00-08/03	EJ25	115	2457	∞ ∞ ▲▲ ▲▲▲	4PK895 AC 5PK880 ALT CT1050 CA CT1050K1 CA
3.0 H6	10/00-08/03	EZ30	154	3000	∞	6PK1642 ALT
OUTBACK (BL, BP)						
2.0	09/03-10/05	EJ20	101	1994	∞ ▲▲ ▲▲▲	4PK845 AC CT1050 CA CT1050K1 CA
2.0 D	09/08-09/09		110	1998	∞	7PK1834 ALT
2.5	11/03-09/09	EJ25D	121	2457	∞ ∞	4PK845 AC 5PK869 ALT
REX III						
0.8	06/89-03/92	EN08	31	758	∞	AVX10X613 ALT
SVX (CX)						
3.3 i 24V 4WD	09/92-12/97	EG33DOHC	162-169	3319	∞ ∞	4PK850 AC 5PK890 ALT
VIVIO						
0.7	08/92-12/98	EN07E	32	658	∞ ∞	AVX10X625 ALT 3PK735 AC
XT Coupe (XT)						
Turbo 4WD	11/84-12/90	EA82	88-100	1782	∞ ∞ ∞ ∞ ∞ ∞ ∞	2XAVX13X975 ALT, (PS) AVX13X1100 AC AVX13X1150 AC, (PS) AVX13X925 ALT AVX13X950 ALT, (AC) AVX13X975 ALT, (PS), (AC) 4PK1100 ALT, AC





ContiTech



SUBARU

XT Coupe (XT)



	4PK950	ALT
	4PK990	AC
	CT778	CA, (RH)
	CT779	CA, (LH)

SUZUKI

ALTO I (SS80)

0.8

06/82-12/85

F8B

29

796

	AVX10X825	ALT
	CT680	CA
	CT680K2	CA

ALTO II (EC)

0.8

01/86-11/93

F8B

29

796

	AVX10X825	ALT
	CT680	CA
	CT680K2	CA

ALTO III (EF)

1.0

09/94-06/02

G10BB

39

993

	4PK815	ALT
	4PK836	PS
	CT898	CA
	CT898K1	CA

ALTO IV (FF)

1.1

06/02-12/08

F10DN, F10D

46

1061

	3PK750	ALT, (AC)
	4PK706	ALT, (AC)
	CT1132	CA, OE-NO 12761M84410, 12761M84430
	CT680	CA, OE-NO 12761M84400

ALTO V (GF)

1.0

01/09-

K10B

50

996

	4PK790	AC
	4PK900	ALT

BALENO (EG)

1.3, 1.3 16V, 1.3 i 16V

07/95-05/02

G13BA, G13BB

52-63

1298

	4PK1010	PS, (AC)
	4PK815	ALT
	4PK841	AC, (PS)
	4PK900	PS, (AC), OE-NO 4918060G10
	4PK915	PS, (AC), OE-NO 4918063G10
	CT895	CA
	CT895K1	CA

1.5

03/95-08/98

G15A

71

1493

	4PK815	ALT
	4PK915	PS
	CT757	CA

1.6 i 16V, 1.6 i 16V 4x4

07/95-05/02

G16B

72

1590

	4PK1010	PS, (AC)
	4PK815	ALT
	4PK841	AC, (PS)
	4PK900	PS, (AC), OE-NO 4918060G10
	4PK915	PS, (AC), OE-NO 4918063G10
	CT757	CA
	CT757K1	CA

1.8 GTX, 1.8 i 16V

03/96-05/02

J18A

89

1839

	5PK1546	ALT, (AC)
	5PK1646	ALT, (AC)

1.9 TD

04/98-05/02

55

1905

	6PK1153	ALT, (AC)
	CT1061	CA
	CT1061K2	CA, MTR-CODE: XUD9A

CAPPUCINO (EA)

0.7

02/92-08/95

F6A

47

657

	AVX10X613	ALT
	AVX10X763	AC

CARRY (FD)

1.3, 1.3 16 V, 1.3 4x4

03/99-

G13BB

56-58

1298

	AVX10X775	AC
	4PK815	ALT
	CT895	CA
	CT895K1	CA

CARRY (ST90V)

0.8

11/80-10/85

F8A

27

797

	AVX10X763	ALT
	CT669	CA, ⇨ 12/1984
	CT680	CA, 12/1984⇨





ContiTech



SUZUKI

GRAND VITARA I (FT, GT)

↔ 1.6	03/98-07/03	G16B	69	1590	∞ ∞ ∞ ▲ ▣	4PK790 4PK810 4PK950 CT757 CT757K1	PS, (-AC) ALT PS, (AC) CA CA
2.0	03/98-07/03	J20A	94	1995	∞ ∞ ◎	5PK1546 5PK1646 AP9038	ALT, (AC) ALT, (AC) ALT, (Valeo), FOR ALT: 150A, OE-NO 31400-68D01, 31400-68D02
2.0 Allrad, 2.0 TD Allrad	04/98-09/05	J20A, RFM	63-103	1995-1998	◎	AP9038	ALT, (Valeo), FOR ALT: 150A, OE-NO 31400-68D01, 31400-68D02
2.0 HDI 110	07/01-07/03	RHZ	80	1997	∞ ∞ ◎ ▲ ▣	4PK815 6PK1635 AP9038 CT987 CT987K1	AC ALT ALT, (Valeo), FOR ALT: 150A, OE-NO 31400-68D01, 31400-68D02 CA CA
2.0 HDI 110 16V	07/01-07/03	RHW	80	1997	∞ ∞ ◎ ▲ ▣	4PK800 6PK1635 AP9038 CT1063 CT1063K2	AC ALT, 06/2003↔, MTR-CODE: RHW CH-NO JSAFTD82V00119469↔, ALT, (Valeo), FOR ALT: 150A, OE-NO 31400-68D01, 31400-68D02 CA, MTR-CODE: RHW, 06/2003↔ CA, MTR-CODE: RHW, 06/2003↔
2.0 TD Intercooler	03/98-07/03	RF	64	1998	∞ ∞ ∞ ◎ ▲	AVX13X1175 AVX13X850 AVX13X925 AP9038 CT832	ALT, ↔01/2001 AC, MTR-CODE: RFM, ↔01/2001 PS, MTR-CODE: RFM, ↔01/2001 ALT, (Valeo), FOR ALT: 150A, OE-NO 31400-68D01, 31400-68D02 CA
2.5 V6 24V	04/98-07/03	H25A	106	2493	∞ ∞ ∞	4PK1020 4PK1080 4PK925	PS, (-AC) PS, (AC) ALT
2.7 XL-7	09/01-07/03	H27A	127-135	2736	∞ ∞ ∞	4PK1020 4PK1090 4PK925	PS AC ALT
GRAND VITARA II (JT)							
1.6 Allrad	04/05-	M16A	78	1586	∞ ∞ ∞	4PK890 4PK995 5PK836	PS AC, (PS) ALT, (AC)
1.9 DDiS	10/05-	F9QB	95	1870	∞ ∞ ▲ ▣	7PK1388 7PK1988 CT1064 CT1064K1	ALT, (AC) ALT, (AC) CA CA
2.0 Allrad	10/05-	J20A	103	1995	∞ ∞ ◎	5PK1546 5PK1646 AP9038	ALT, (AC) ALT, (AC) ALT, (Valeo), FOR ALT: 150A, OE-NO 31400-68D01, 31400-68D02
IGNIS (FH)							
1.3, 1.3 4WD	10/00-09/03	M13A	61	1328	∞ ∞	4PK810 4PK836	AC ALT
IGNIS II							
1.3	09/03-	M13A	69	1328	∞ ∞	4PK810 4PK836	AC ALT
1.3 4x4	09/03-	M13A	69	1328	∞ ∞	4PK815 4PK841	AC ALT
1.3 DDiS	09/03-	Z13DT	51	1248	∞ ∞ ◎	6PK1185 6PK1318 AP9035	ALT, (AC) ALT, (AC) ALT, (Valeo), OE-NO 31400-85E00-000, FOR ALT: 100A
1.5 Sport	12/03-	M15A	80	1490	∞ ∞	4PK810 4PK836	AC ALT
1.5, 1.5 4x4	09/03-	M15A	73	1490	∞	4PK800	AC





SUZUKI

IGNIS II



JIMNY (FJ)

1.3 16V	02/01-	M13A	60	1328	4PK836 4PK815 4PK836 4PK900 4PK950 CT895 CT895K1	ALT PS, (-AC) ALT PS, (AC) AC CA CA
1.3 16V 4WD	02/01-	M13A	60	1328	4PK790 4PK836 4PK850 4PK950 CT895 CT895K1	AC, (-PS) ALT, (-AC) PS, (-AC) AC, (PS) CA CA
1.3 16V 4x4	08/05-	M13A	63	1328	4PK785 4PK841 4PK850 4PK954	AC, (-PS) ALT PS, (-AC) AC, PS
1.3 16V, 1.3 16V 4WD	09/98-	G13BB	59	1298	4PK815 4PK900 CT895 CT895K1	AC, (-PS) AC, (PS) CA CA
1.5 DDIS 4WD	12/03-	K9K700	48	1461	6PK1965 CT1035 CT1035K2 CT1035WP2	ALT CA CA CA
1.5 DDIS 4x4	08/05-	K9K266	63	1461	6PK1965 6PK2120 CT1035 CT1035K2 CT1035WP2 CT1035WP3	ALT AC CA CA CA CA

LIANA (ER)

1.3	03/02-	M13A	66	1328	4PK1010 4PK836 4PK938	AC, MTR-CODE: M13A ALT, MTR-CODE: M13A PS
1.4 DDIS	04/04-	8HY	66	1398	6PK1370 6PK1720 CT1104 CT1104K1	ALT, (AC) ALT, (AC) CA CA
1.6, 1.6 4WD	01/05-	M16A	79	1586	4PK1010 4PK830 4PK938	AC ALT PS
1.6, 1.6 4WD, 1.6 i	03/02-	M16A	76-78	1586	4PK1010 4PK836 4PK938	AC, MTR-CODE: M16A ALT, MTR-CODE: M16A PS
1.3	07/01-12/07		66	1328	4PK1010 4PK836 4PK938	AC, MTR-CODE: M16A ALT, MTR-CODE: M16A PS




























































LJ80

0.8	01/80-01/84	F8A	29	797	AVX10X775 CT669	ALT CA
-----	-------------	-----	----	-----	----------------------------------	-----------

SAMURAI (SJ)

1.0 Allrad	11/88-12/04	F10A	33	970	AVX10X750 CT680 CT680K2	ALT CA CA
1.3	11/88-12/04	G13A	47	1324	AVX10X600 AVX10X763 AVX10X838 3PK820 6PK1145 CT568	VACP AC ALT ALT PS, (-AC) CA, ⇨07/1993



										ContiTech			
SUZUKI													
SAMURAI (SJ)													
							CT824	CA, 08/1993⇒					
							CT568K1	CA, ⇒07/1993					
							CT824K1	CA, 08/1993⇒					
1.3 Allrad	11/88-12/04	G13BA	51	1298			AVX10X763	AC					
							AVX10X838	ALT					
							CT568	CA, ⇒07/1993					
							CT824	CA, 08/1993⇒					
							CT568K1	CA, ⇒07/1993					
							CT824K1	CA, 08/1993⇒, ⇒12/1996					
1.9 TD	11/98-12/04	XUD9	46-47	1870-1905			AVX10X600	VACP					
							6PK1110	PS					
							6PK1138	ALT					
							CT1061	CA					
							CT1061K2	CA, MTR-CODE: XUD9A					
SJ 410													
1.0	09/81-12/88	F10A	33	970			AVX10X763	ALT					
							CT669	CA, ⇒12/1985					
							CT680	CA, 01/1986⇒					
							CT680K2	CA					
SJ 413													
1.3	09/84-08/90	G13A	44-47	1324			AVX10X763	AC					
							AVX10X838	ALT					
							CT568	CA					
							CT568K1	CA					
SPLASH													
1.0	01/08-	K10B	48-50	996			4PK765	AC					
1.2, 1.2 VVT	01/08-	K12B	63-69	1242			4PK765	AC					
1.3 CDTI	01/08-	D13A, Z13DTJ	55	1248			6PK1180	ALT, (AC)					
							6PK1318	ALT, (AC)					
							AP9035	ALT, (Valeo), OE-NO 31400-85E00-000, FOR ALT: 100A					
SUPER CARRY (ED)													
1.0	10/85-03/99	F10A	30-33	970			AVX10X750	AC					
							AVX10X750	ALT					
							CT680	CA					
							CT680K2	CA					
SWIFT Cabriolet (SF413)													
1.3 i	09/91-10/96	G13BA	50	1298			3PK815	ALT, ⇒10/1996					
							4PK790	AC, (PS), ⇒10/1996					
							4PK850	PS, (AC), ⇒10/1996					
							4PK950	PS, (AC), ⇒10/1996					
							CT568	CA, ⇒MTR-NO G13B253432, G13BA339760					
							CT824	CA, MTR-NO G13B253433⇒, G13BA339761⇒, ⇒05/1996					
							CT898	CA, 06/1996⇒					
							CT824K1	CA, ⇒05/1996					
							CT898K1	CA, 06/1996⇒					
SWIFT I (AA)													
1.0	10/83-03/89	G10A, G10	37	993			AVX10X838	ALT					
							CT568	CA					
							CT568K1	CA					
1.0 Turbo	02/85-12/89	G10T	52	993			AVX10X838	ALT, ⇒12/1988					
							3PK820	ALT, 01/1989⇒					
							CT568	CA					
							CT568K1	CA					
1.3	10/84-03/89	G13A	47-54	1324			AVX10X825	ALT, (AUTOM)					
							AVX10X838	ALT					
							CT568	CA					
							CT568K1	CA					
1.3 GTI/GXI	08/85-03/89	G13B	74	1298			4PK815	ALT					
							CT789	CA					

SUZUKI





SUZUKI

SWIFT II (AH, AJ, EA, MA)

↔ 1.0, 1.0 i

03/89-05/01 G10A 37-40 993

- 3PK815** ALT, ↔10/1996
- 4PK760** AC, (-PS), ↔10/1996
- 4PK790** AC, (-PS), 11/1996↔
- 4PK815** ALT, 11/1996↔
- 4PK825** PS, (-AC)
- 4PK925** PS, (AC)
- CT1017** CA, MTR:NO 176379↔, 3-DOOR, ↔12/1996
- CT1017** CA, MTR:NO 147247↔, 5-DOOR, ↔12/1996
- CT569** CA, ↔MTR:NO 147246, 5-DOOR, ↔12/1996
- CT569** CA, ↔MTR:NO 176378, 3-DOOR, ↔12/1996
- CT895** CA, 01/1997↔
- CT1017K1** CA, ↔06/1996, MTR:NO 176379↔, 3-DOOR, ↔12/1996
- CT1017K1** CA, ↔06/1996, MTR:NO 147247↔, 5-DOOR, ↔12/1996
- CT569K1** CA, ↔05/1996, ↔MTR:NO 147246, 5-DOOR, ↔12/1996
- CT569K1** CA, ↔06/1996, ↔MTR:NO 176378, 3-DOOR, ↔12/1996

1.3, 1.3 4WD 03/89-05/01 G13A 50-52 1324

- 3PK815** ALT, ↔10/1996
- 4PK790** AC, (-PS), ↔10/1996
- 4PK815** ALT, 11/1996↔
- 4PK850** PS, (-AC), ↔10/1996
- 4PK950** PS, (AC), ↔10/1996
- CT568** CA, ↔MTR:NO G13B253432, G13BA339760
- CT824** CA, MTR:NO G13B253433↔, G13BA339761↔, ↔05/1996
- CT898** CA, 06/1996↔
- CT824K1** CA, MTR:NO G13B253433↔, G13BA339761↔, ↔05/1996
- CT898K1** CA, 06/1996↔

1.3 GTI 03/89-05/01 G13B 74 1298

- 4PK760** AC, (-PS)
- 4PK815** ALT
- 4PK825** PS, (-AC)
- 4PK925** PS, (AC)
- CT793** CA
- CT793K1** CA

1.6, 1.6 4WD, 1.6 i, 1.6 i 4WD 11/89-05/01 G16B 68-70 1590

- 4PK815** ALT
- 4PK850** PS, (-AC)
- 4PK950** PS, (AC)
- CT757** CA
- CT757K1** CA

v 03/89-12/91 G13A 52 1324

- 3PK820** ALT
- 4PK850** PS
- CT568** CA, ↔MTR:NO G13B253432, G13BA339760
- CT824** CA, MTR:NO G13B253433↔, G13BA339761↔
- CT824K1** CA

SWIFT III (MZ, EZ)

1.3 DDiS

08/05- Z13DT 51 1248

- 6PK1318** ALT, PS, AC
- AP9035** ALT, (Valeo), OE-NO 31400-85E00-000, FOR ALT: 100A

D13A, Z13DTJ 55 1248

- 6PK1180** ALT, (-AC)
- 6PK1318** ALT, (AC)
- AP9035** ALT, (Valeo), OE-NO 31400-85E00-000, FOR ALT: 100A
































































1.3, 1.3 4x4 02/05- M13A 66-68 1328

- 4PK800** AC, OE-NO 17521-61A00
- 4PK810** AC, OE-NO 17521-51A00
- 4PK836** ALT

1.5 02/05- M15A 75 1490

- 4PK800** AC
- 4PK836** ALT, WP, (SG415)
- 5PK836** ALT, WP, (SG416)



					ContiTech	
SUZUKI						
SWIFT III (MZ, EZ)						
 1.6	05/06-	M16A	92	1586	 4PK815  5PK836	AC ALT
SWIFT IV (FZ, NZ)						
1.2	10/10-	K12B	69	1242	 4PK765	ALT
1.2, 1.2 4x4	10/10-	K12B	66-69	1242	 4PK765	AC
SX4 (GY)						
1.5	06/06-	M15A	73	1490	 4PK800  4PK836	AC ALT
1.6 DIS	04/07-	9HX	66	1560	 6PK800  6PK976  CT1092  CT1092K1	ALT, (-AC) ALT, (AC) CA CA
1.6 VVT, 1.6 VVT 4x4	06/06-	M16A	79	1586	 4PK815  5PK836	AC ALT
1.9 DIS, 1.9 DIS 4x4	06/06-	D19AA	88	1910	 6PK1050  6PK1390  AP9017  CT968  CT968K2	ALT, (AC) ALT, (AC) ALT, (Denso), FOR ALT: 140A, OE-NO 31400-79J00 CA CA
2.0 DIS, 2.0 DIS 4x4	07/09-	D20AA	99	1956	 6PK1050  6PK1390	ALT, (AC) ALT, (AC)
VITARA (ET, TA)						
1.6	07/88-03/98	G16A (8V)	59-60	1589	 4PK790  4PK800  4PK810  4PK825  4PK925  4PK938  CT808	PS AC, (-PS), (LHD) ALT AC, (-PS), (RHD) AC, (PS), (LHD) AC, (PS), (RHD) CA
1.6 i 16V	07/90-03/99	G16B	71	1589	 4PK790  4PK800  4PK815  4PK825  4PK841  4PK925  4PK938  4PK950  CT757  CT757K1	PS, (AC) ALT, (SE416A02) ALT, (SQ416QVT) AC, (-PS), (LHD) AC, (-PS), (RHD) AC, (PS), (LHD), 5-DOOR AC, (PS), (LHD), 3-DOOR PS, (AC) CA CA
1.9 D	01/95-03/99	XUD9A, XUD9SD	50-55	1905	 AVX10X600  6PK1153  CT1061  CT1061K2	VACP ALT, PS CA CA, MTR-CODE: XUD9A
2.0 16V	12/96-03/99	J20A	97	1995	 5PK1546  5PK1646	ALT, (AC), 04/1997↔ ALT, (AC), 04/1997↔
2.0 TD, 2.0 TD Intercooler	12/94-03/98	RF	52-64	1998	 AVX13X1175  AVX13X925  CT832	ALT PS CA
2.0 V6 24V	12/94-03/98	H20A	100	1998	 4PK1028  4PK1090  4PK925	PS PS, AC ALT
WAGON R						
1.0	07/03-08/05		39	993	 4PK765  4PK815	AC ALT
1.2	06/04-08/05	Z12XEP	59	1229	 5PK1230  5PK1355	ALT, (AC) ALT, (AC)
WAGON R+ (EM)						
1.0	02/98-05/00	K10A	48	996	 AVX10X775  4PK815  4PK855	AC ALT, OE-NO 17521-78F00 ALT, OE-NO 95141-55C10
1.2, 1.2 4WD	02/98-05/00	K12A	51	1171	 4PK855	ALT





ContiTech



SUZUKI

WAGON R+ (MM)

↩ 1.3 DDIS

09/03-	Z13DT	51	1248	∞ ∞ ⊙	6PK1180 6PK1318 AP9035	ALT AC ALT, (Valeo), OE-NO 31400-85E00-000, FOR ALT: 100A	
1.3, 1.3 4WD	05/00-	G13BB	56	1298	∞ ∞ ⚡ ⚡	4PK790 4PK815 CT895 CT895K1	AC ALT CA CA
	09/03-	M13A	69	1328	∞ ∞	4PK815 4PK836	AC ALT

X-90 (EL)

1.6 i 16V, 1.6 i 16V 4x4

09/95-12/97	G16B	71	1590	∞ ∞ ∞ ⚡ ⚡	4PK815 4PK815 4PK938 CT757 CT757K1	ALT AC PS, AC CA CA
-------------	------	----	------	-----------------------	---	---------------------------------

TALBOT

1307-1510

1510 1.6

07/81-06/82	6J2A	66	1592	∞ ∞ ∞	AVX10X775 AVX10X788 AVX10X975	ALT, 01/1982⇒ ALT, ⇒12/1981 PS	
Simca 1307 1.3	01/78-08/81	6G1D	40	1294	∞ ∞	AVX10X788 AVX10X975	ALT PS
Simca 1308 1.4, Simca 1510 1.4	11/78-08/81	6Y2, 6Y2D	55-63	1424	∞ ∞	AVX10X788 AVX10X975	ALT PS
Simca 1510 1.4	01/80-04/84	6G1	51	1424	∞ ∞ ∞	AVX10X775 AVX10X788 AVX10X975	ALT, 01/1982⇒ ALT, ⇒12/1981 PS
Simca 1510 1.6	11/80-12/83	6J1	54	1592	∞ ∞ ∞	AVX10X775 AVX10X788 AVX10X975	ALT, 12/1981⇒ ALT, ⇒12/1981 PS

AVENGER

1.3	02/70-07/81		44	1295	∞	AVX10X813	ALT, WP
1.6	02/70-07/81		51-59	1598	∞	AVX10X813	ALT, WP

HORIZON

1.1	01/79-09/84	E1B	40	1118	∞ ∞ ∞	AVX10X775 AVX10X788 AVX10X975	ALT, 01/1981⇒ ALT, ⇒12/1980 PS
			43	1118	∞	AVX10X785	ALT
1.3	09/78-06/86	2G1-BTC	40-43	1294	∞ ∞ ∞	AVX10X775 AVX10X788 AVX10X975	ALT, 01/1981⇒ ALT, ⇒12/1980 PS
1.4	07/79-06/86	2Y1, 2Y2, Y2	51-61	1424-1442	∞ ∞ ∞	AVX10X775 AVX10X788 AVX10X975	ALT, 01/1981⇒ ALT, ⇒12/1980 PS
	02/82-09/84	2Y1B	48	1424	∞ ∞	AVX10X775 AVX10X975	ALT PS
1.6	07/82-06/86	6J2A, J2A	66	1592	∞ ∞	AVX10X775 AVX10X975	ALT PS
1.9 Diesel	07/82-06/86	XUD9	47-48	1905	∞ ∞ ∞ ∞ ⚡ ⚡	AVX10X617 AVX10X700 4PK698 4PK962 CT1061 CT1061K1	VACP, ⇒09/1984 PS ALT ALT, AC CA CA

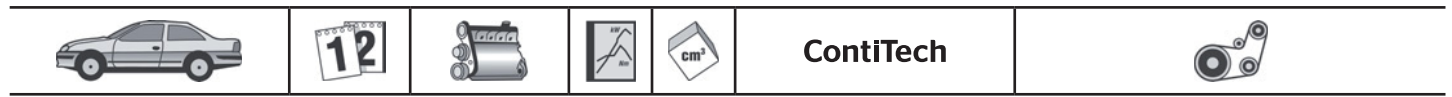
MURENA

1.6	08/81-01/85	X5J2A	66	1577	∞	AVX10X770	ALT
2.1, 2.1 S	09/80-01/85	5N2, X5N2	85-103	2128-2156	∞	AVX10X910	ALT

RANCHO

1.4	01/77-07/84	X3Y2	59	1442	∞	AVX10X770	ALT, 01/1981⇒
-----	-------------	------	----	------	---	------------------	---------------





TALBOT						
RANCHO						
					∞ AVX10X788	ALT, ⇄12/1980
SAMBA (51A, 51E)						
0.9	01/81-12/85	5C1 (XV5), 5C1 (XV8)	31	947	∞ AVX10X910	ALT
1.1	01/81-06/86	XW7	37	1124	∞ AVX10X910	ALT
1.2 Rallye	01/83-10/86	129D	65	1210	∞ AVX10X910	ALT
1.4	01/81-10/86	150D, XY7, XY8	44-58	1351	∞ AVX10X910	ALT
1.4 Rallye	01/83-10/86	XY8	58	1351	∞ AVX10X913	ALT
SIMCA SUNBEAM						
0.9	07/77-04/81	CB	31	917	∞ AVX10X1050	ALT
1.3	07/77-04/81	JB	40-44	1278-1295	∞ AVX10X813	ALT
1.6	07/77-04/81		51	1598	∞ AVX10X813	ALT, WP
1.6, 1.6 Ti	10/78-03/83	TB	59-74	1598	∞ AVX10X813	ALT
2.1 Lotus	10/79-03/82		110-114	2172	∞ AVX10X813	ALT
SOLARA						
1.3	02/80-07/86	6G1D/VP	40	1294	∞ AVX10X770 ∞ AVX10X788 ∞ AVX10X975	ALT, 01/1981⇄ ALT, ⇄12/1980 PS
1.6	09/81-07/86	6J1, J1B	51-66	1592	∞ AVX10X770 ∞ AVX10X975	ALT PS
	02/80-06/81	6J2, J1, J2	65	1577	∞ AVX10X770 ∞ AVX10X788 ∞ AVX10X975	ALT, 01/1981⇄ ALT, ⇄12/1980 PS
TAGORA						
2.1	06/80-12/83	5N2	85	2156	∞ AVX10X865 ∞ AVX10X910 ∞ AVX10X935 ∞ AVX10X935	PS ALT, FOR ALT: 55A, (PS) ALT ALT, FOR ALT: 75A, (PS)
2.3 Turbo Diesel	08/81-12/87	XD2S	59	2288	∞ AVX10X1050 ∞ AVX10X1125 ∞ AVX10X650 ∞ AVX10X750 ∞ AVX13X1000	PS WP, FAN VACP ALT AC
2.6	08/81-10/83	9L6	122	2645	∞ AVX10X1100 ∞ AVX10X910 ∞ AVX13X1375	ALT PS AC

TOYOTA						
4 RUNNER (RN10_, VZN13_, VZN10_, RN13_)						
2.4 TD	08/89-11/95	2LT	66	2446	∞ AVX13X1050 ∞ AVX13X1200 ∞ AVX13X1275 ∞ AVX13X825 ∞ AVX13X875 CT723 CT723K1	ALT, 2x AC, (PS) AC, (-PS) PS, (RHD) PS, (LHD) CA CA
2.7 i	11/95-03/96	3RZ-FE	112	2694	∞ 4PK1110 ∞ 4PK910 ∞ 5PK890	PS AC ALT
3.0 Turbo-D	10/93-03/96	1KZ-T	92	2982	∞ AVX13X1000 ∞ AVX13X1175 CT860	ALT AC CA
3.0 V6	07/90-11/95	3VZ-E	105	2959	∞ AVX13X1200 ∞ AVX13X900 ∞ 4PK1190 CT894	PS AC ALT CA
3.4 i	11/95-03/96	5VZ-FE	136	3378	∞ 4PK1045 ∞ 4PK1070 ∞ 4PK875	ALT, ⇄06/1999 PS, ⇄06/1999 AC, ⇄06/1999





ContiTech



TOYOTA

AURIS (ZZE15_, NRE15_, ADE15_, ZRE15_, NDE15_)

1.33 Dual-VVTi	05/09-	1NR-FE	74	1329		6PK1400	ALT
1.4 D-4D	03/07-	1ND-TV	66	1364		6PK1185	ALT, (AC), 12/2008⇒
						6PK1240	ALT, (AC), ⇒12/2008
						6PK923	ALT, (AC), 12/2008⇒
						6PK970	ALT, (AC), ⇒12/2008
1.4 VVTi	03/07-	4ZZ-FE	71	1398		6PK1420	ALT, (AC)
						6PK1733	ALT, (AC)
						VD1079	
						MS41	ONLY WITH VD1079
1.6	05/09-	1ZR-FAE	97	1598		6PK1230	ALT, (AC)
						6PK915	ALT, (AC)
1.6 VVTi	03/07-	1ZR-FE	91	1598		6PK1400	ALT, (AC)
2.0 D-4D	03/07-	1AD-FTV	93	1998		7PK1370	ALT, (AC)
						7PK1867	ALT, (AC)
						VD1078	
						MS40	ONLY WITH VD1078
2.2 D	03/07-	2AD-FHV	130	2231		7PK1867	ALT, (AC)
						VD1078	
						MS40	ONLY WITH VD1078

AVENSIS (T22_)

1.6	09/97-10/00	4A-FE	74-81	1587		3PK630	PS
						4PK830	AC, OE-NO 9936480830
						4PK860	AC, OE-NO 9091602354
						5PK975	ALT
						CT827	CA
						CT827K1	CA
1.6 VVTi	10/00-02/03	3ZZ-FE	81	1598		6PK1560	ALT, PS, (-AC)
						6PK1900	ALT, PS, AC, 09/2002⇒
						6PK1910	ALT, PS, AC, ⇒08/2002
						VD1079	
						MS41	ONLY WITH VD1079
1.8	09/97-10/00	7A-FE	81	1762		3PK630	PS
						4PK825	AC, OE-NO 9936480830
						4PK860	AC, OE-NO 9091602354
						5PK975	ALT
						CT850	CA
						CT850K1	CA
1.8 VVTi	10/00-02/03	1ZZ-FE	95	1794		6PK1560	ALT, PS, (-AC)
						6PK1900	ALT, PS, AC, 09/2002⇒
						6PK1910	ALT, PS, AC, ⇒08/2002
2.0	09/97-10/00	3S-FE	94	1998		3PK760	PS, (-AC)
						5PK1030	ALT
						5PK1130	PS, (AC)
						CT998	CA
						CT998K1	CA
2.0 D-4D	10/99-02/03	1CD-FTV	81	1995		5PK1110	PS, (-AC), 07/2000⇒, ⇒02/2003
						5PK1120	PS, (-AC), ⇒07/2000
						5PK1180	PS, (AC), 07/2000⇒, ⇒02/2003
						5PK1219	PS, (AC), ⇒07/2000
						CT1043	CA
						CT1043K1	CA
						CT1043K2	CA
						CT1043WP1	CA
2.0 TD	09/97-02/03	2C-TE	66	1975		5PK1110	PS
						5PK1212	PS, AC
						CT583	CA
						CT583K1	CA
2.0 VVTi	10/00-02/03	1AZ-FSE	110	1998		7PK1593	ALT, (AC)
						7PK1970	ALT, (AC)

AVENSIS (T25)

1.6 VVTi	04/03-11/08	3ZZ-FE	81	1598		6PK1420	ALT, (-AC)
----------	-------------	--------	----	------	--	----------------	------------





TOYOTA

AVENSIS (T25)

					6PK1733 VD1079 MS41	ALT, AC ONLY WITH VD1079
1.8	04/03-11/08	1ZZ-FE	95	1794	6PK1420 6PK1733 VD1079 MS41	ALT, (AC) ALT, AC ONLY WITH VD1079
2.0	04/03-11/08	1AZ-FSE	108	1998	7PK1933	ALT
2.0 D-4D	04/03-11/08	1CD-FTV	85	1995	5PK1110 5PK1250 5PK884 CT1043 CT1043K1 CT1043K2 CT1043WP2	PS, (-AC) PS, (AC) ALT CA CA CA CA, ⇨04/2006
	03/06-11/08	1AD-FTV	93	1998	7PK2000 VD1078 MS40	ALT, (AC) ONLY WITH VD1078
2.2 D-4D, 2.2 D-CAT	07/05-11/08	2AD-FTV, 2AD-FHV	110-130	2231	7PK2000 VD1078 MS40	ALT, (AC) ONLY WITH VD1078
2.4	09/03-11/08	2AZ-FSE	120-125	2362	7PK1933	ALT

AVENSIS (T25_)

1.6 VVT-i	04/03-11/08	3ZZ-FE	81	1598	6PK1420 6PK1733 VD1079 MS41	ALT, (AC) ALT, AC ONLY WITH VD1079
1.8	04/03-11/08	1ZZ-FE	95	1794	6PK1420 6PK1733 VD1079 MS41	ALT, (AC) ALT, AC ONLY WITH VD1079
2.0	04/03-11/08	1AZ-FSE	108	1998	7PK1933	ALT
2.0 D-4D	04/03-11/08	1CD-FTV	85	1995	5PK1110 5PK1250 5PK884 CT1043 CT1043K1 CT1043K2 CT1043WP2	PS, (-AC) PS, (AC) ALT CA CA CA CA, ⇨04/2006
	03/06-11/08	1AD-FTV	93	1998	7PK2000 VD1078 MS40	ALT, (AC) ONLY WITH VD1078
2.2 D-4D, 2.2 D-CAT	07/05-11/08	2AD-FHV, 2AD-FTV	110-130	2231	7PK2000 VD1078 MS40	ALT, (AC) ONLY WITH VD1078
2.4	09/03-11/08	2AZ-FSE	120-125	2362	7PK1933	ALT

AVENSIS (ZRT27, ADT27)

1.8	02/09-	2ZR-FAE	108	1798	6PK1230 6PK915	ALT, (AC) ALT, (AC)
2.0 D-4D	02/09-	1AD-FTV	93	1998	7PK1370 7PK1867 VD1078 MS40	ALT, (AC) ALT, (AC) ONLY WITH VD1078
2.2 D-4D	02/09-	2AD-FHV, 2AD-FTV	110-130	2231	7PK1370 7PK1867 VD1078 MS40	ALT, (AC) ALT, (AC) ONLY WITH VD1078

AVENSIS VERSO (_CLM2_, _ACM2_)

2.0 D-4D	08/01-08/05	1CD-FTV	85	1995	5PK1150	PS, (-AC)
----------	-------------	---------	----	------	----------------	-----------





ContiTech



TOYOTA

AVENSIS VERSO (CLM2_, ACM2_)

					5PK1240 5PK884 CT1043 CT1043K1 CT1043K2 CT1043WP1	PS, (AC) ALT CA CA CA CA
2.0 VVT-i	08/01-11/09	1AZ-FE	110	1998	7PK1593 7PK1910 7PK1920	ALT, (AC), ⇄ 10/2003 ALT, (AC), 10/2003⇄ ALT, (AC)

AYGO (WNB1_, KGB1_)

1.0	07/05-	1KR-FE	50	998	6PK1210 6PK850	ALT, (AC) ALT, (AC)
1.4 HDi	07/05-08/10	2WZ-TV	40	1398	6PK800 6PK962 VD1094 CT1063 CT1063K1 CT1063WP2	ALT, (AC) ALT, (AC) CA, OE-NO SU00100544, MTR-CODE: 2WZ-TV CA, MTR-CODE: 2WZ-TV CA, MTR-CODE: 2WZ-TV

CAMRY (CV1_, XV1_, V1_)

2.2	06/91-08/96	5S-FE	93-100	2164	3PK760 5PK1000 5PK1110 CT998 CT998K1	PS ALT, (AC) ALT, (AC) CA CA
3.0	06/91-08/96	3VZ-FE	138	2959	4PK815 6PK1050 6PK935 CT852	PS ALT, (AC) ALT, (AC) CA

CAMRY (CV2_, XV2_)

2.2	08/96-11/01	5S-FE	93-96	2164	3PK760 5PK1000 5PK1110 CT998 CT998K1	PS ALT, (AC) ALT, (AC) CA CA
3.0 24V, 3.0 V6	08/96-11/01	1MZ-FE	135-140	2995	4PK875 6PK1033 CT1029	PS ALT CA

CAMRY (V1_)

1.8	02/83-10/86	1S-L	66	1832	3PK760 5PK1000 5PK1110 CT577 CT577K1	PS ALT ALT, AC CA CA
1.8 Turbo-D	11/83-01/88	1C-TL	54	1840	AVX13X850 5PK1120 5PK1120 5PK1212 CT583 CT583K1	ALT AC PS AC, (PS) CA CA
2.0, 2.0 GLI	04/86-01/88	2S-ELC, 2S-E, 2S-EL	73-79	1995	3PK760 5PK1000 5PK1110 CT577 CT577K1	PS ALT ALT, AC CA CA

CAMRY (V2_)

1.8	11/86-08/88	1S	66	1832	3PK760 5PK1000 5PK1110 CT577 CT577K1	PS ALT ALT, AC CA CA
1.8 i	10/86-08/88	1S-L	66	1832	3PK760 5PK1000	PS ALT





TOYOTA

TOYOTA						
CAMRY (V2_)						
					∞	5PK1100 ALT, AC
					▲▲▲	CT577 CA
					▲▲▲	CT577K1 CA
2.0	09/89-06/91	3S-FC	82	1998	∞	3PK760 PS
					∞	5PK1105 ALT, (AC)
					∞	5PK990 ALT, (AC)
					▲▲▲	CT998 CA
2.0, 2.0 4WD, 2.0 GLi 16V, 2.0 GLi 16V	11/86-05/91	3S-FE	89-94	1998	∞	3PK765 PS
					∞	5PK1000 ALT, (MANL)
					∞	5PK1010 ALT, (AUTOM)
					∞	5PK1110 AC
					▲▲▲	CT998 CA
					▲▲▲	CT998K1 CA
2.0 Turbo-D	11/86-05/91	2C-T	62-63	1975	∞	AVX13X850 ALT, ⇨06/1989
					∞	AVX13X950 ALT, 06/1989⇨
					∞	5PK1100 PS, 05/1989⇨
					∞	5PK1120 PS, ⇨05/1989
					∞	5PK1212 AC, (PS)
					▲▲▲	CT583 CA
					▲▲▲	CT583K1 CA
2.5, 2.5 V6 GXI	02/88-05/91	2VZ-FE	118	2508	∞	3PK760 PS
					∞	6PK1050 ALT, (AC)
					∞	6PK935 ALT, (AC)
CAMRY (XV1_, CV1_, V10)						
2.2	03/92-07/96	5S-FE	93-100	2164	∞	3PK760 PS
					∞	5PK1000 ALT, (AC)
					∞	5PK1110 ALT, (AC)
					▲▲▲	CT998 CA
					▲▲▲	CT998K1 CA
3.0	03/92-07/96	3VZ-FE	138	2959	∞	4PK815 PS
					∞	6PK1050 ALT, (AC)
					∞	6PK935 ALT, (AC)
					▲▲▲	CT852 CA
CAMRY (XV4_)						
2.4 VVTi	01/06-09/11	2AZ-FE	123	2362	∞	7PK1910 ALT
CAMRY (MCV3_, ACV3_, XV3_)						
2.0 VVTi	08/01-11/06	1AZ-FE	110	1998	∞	7PK1933 ALT
2.4 VVTi	11/01-11/06	2AZ-FE	112	2362	∞	7PK1933 ALT
2.4 VVTi LE	01/06-11/06	2AZ-FE	116	2362	∞	7PK1910 ALT, MTR-CODE: 2AZ-FE, (V40)
					∞	7PK1933 ALT, MTR-CODE: 2AZ-FE, (V30)
3.0 V6	11/01-11/06	1MZ-FE	137	2995	∞	4PK875 PS
					∞	6PK1038 ALT
					▲▲▲	CT1029 CA
CARINA (TA4L, TA6_L, TA4K, TA6K)						
1.6	04/78-09/83	2T	54-55	1588	∞	AVX10X888 ALT
					∞	AVX13X960 AC
1.8	01/78-05/83	3T-C, 3T	57	1770	∞	AVX10X888 ALT
					∞	AVX13X975 AC
1.8 D	04/82-09/83	1C	48	1840	▲▲▲	CT583 CA
					▲▲▲	CT583K1 CA
CARINA E (T19_)						
2.0 GTi	04/92-02/94	3S-GE	116	1998	∞	3PK760 PS
					∞	5PK1000 ALT
					∞	5PK1100 ALT, AC
					▲▲▲	CT783 CA, ⇨02/1994, MTR-CODE: 3SGE
2.0 TD	01/96-09/97	2C-T	61	1975	∞	5PK1110 PS
					∞	5PK1212 AC
					▲▲▲	CT583 CA
					▲▲▲	CT583K1 CA
CARINA E (T19_)						
1.6, 1.6 16V, 1.6 GLI, 1.6 i	01/93-09/97	4A-FE	73-85	1587	∞	3PK630 PS
					∞	4PK850 AC, OE-NO 9936420850





TOYOTA

CARINA E (T19)



						4PK870	AC, OE-NO 9936420870
						5PK975	ALT
						CT827	CA
						CT827K1	CA
1.8, 1.8 i, 1.8 i 16V	01/95-09/97	7A-FE	79	1762		3PK630	PS
						4PK850	AC, OE-NO 9936420850
						4PK870	AC, OE-NO 9936420870
						5PK975	ALT
						CT850	CA
						CT850K1	CA
2.0 D	04/92-01/96	2C	54	1975		5PK1100	PS
						5PK1212	AC
						5PK1212	PS, (AC)
						CT583	CA
						CT583K1	CA
2.0 GTi	04/92-02/94	3S-GE	116	1998		3PK760	PS
						5PK1000	ALT
						5PK1100	ALT, AC
						CT783	CA, ⇨02/1994, MTR-CODE: 3SGE
2.0 GTi 16V	03/94-09/97	3S-GE	129	1998		3PK760	PS
						5PK1000	ALT
						5PK1100	ALT, AC
						CT859	CA
2.0 TD	01/96-09/97	2C-T	61	1975		5PK1110	PS
						5PK1212	AC
						CT583	CA
						CT583K1	CA
2.0, 2.0 GLI, 2.0 i	12/92-09/97	3S-FE	93-98	1998		3PK760	PS
						5PK1000	ALT, (AC), (MANL)
						5PK1010	ALT, (AC), (AUTOM)
						5PK1110	ALT, AC, OE-NO 9091602344, 9091602345
						5PK1130	ALT, AC, OE-NO 993581130
						CT998	CA
						CT998K1	CA

CARINA II (T15)

1.6	10/83-11/87	4A-L, 4A-LC	55-63	1587-1588		AVX13X875	AC
						3PK630	PS
						5PK970	ALT
						CT680	CA
						CT680K1	CA
1.8 GLI	10/83-11/87	1S-L, 1S-EL	74	1832		3PK760	PS
						5PK1000	ALT
						5PK1110	ALT, AC
						CT577	CA
						CT577K1	CA
2.0 D	02/84-05/88	2C-L	50-51	1974		AVX13X850	ALT
						5PK1212	PS, AC
						6PK1120	PS
						CT583	CA, 01/1988⇨
						CT583K1	CA

CARINA II (T17)

1.5	12/87-03/92		64	1498		3PK630	PS
						4PK870	AC
						5PK970	ALT
						CT536	CA
1.6	12/87-03/92	4A-F, 4A-FE	66-75	1587		3PK630	PS
						4PK841	AC
						4PK850	AC
						5PK970	ALT
						CT536	CA
						CT536K1	CA





TOYOTA

TOYOTA						
CARINA II (T17_)						
↔ 1.8 4WD	12/87-03/92		77	1838	∞ ∞ ∞ ∞ ∞ ▲ ▲▲	3PK765 PS 5PK1000 ALT, (MANL) 5PK1010 ALT, (AUTOM) 5PK1110 AC, OE-NO 90916-02270 5PK1120 AC, OE-NO 99365-51120 CT998 CA CT998K1 CA
2.0	12/87-04/92	3S-FE	89-94	1998	∞ ∞ ∞ ▲ ▲▲	3PK760 PS 5PK1000 ALT 5PK1100 ALT, AC CT998 CA CT998K1 CA
2.0 D	03/88-06/93	2C	54	1974	∞ ∞ ∞ ∞ ∞ ▲ ▲▲	AVX13X1200 ALT, 11/1989↔ AVX13X850 ALT, ↔11/1989 5PK1100 PS, 11/1989↔ 5PK1120 PS, ↔11/1989 5PK1212 PS, AC CT583 CA
	12/87-06/93	2C-L	54	1974	∞ ∞ ∞ ∞ ∞ ▲ ▲▲	AVX13X850 ALT, ↔11/1989 AVX13X950 ALT, 11/1989↔ 5PK1100 PS, (-AC), 11/1989↔ 5PK1120 PS, (-AC), ↔11/1989 5PK1212 PS, (AC) CT583 CA CT583K1 CA
2.0 GLI	12/87-03/92	3S-FE	89	1998	∞ ∞ ∞ ▲ ▲▲	3PK760 PS 5PK1000 ALT 5PK1110 ALT, AC CT998 CA CT998K1 CA
CELICA (AT16_, ST16_)						
1.6	04/86-08/89	4A-L	63	1588	∞ ∞ ∞ ▲ ▲ ▲ ▲▲	AVX13X875 AC 3PK630 PS 5PK970 ALT CT555 CA, MTR-CODE: 4AGE CT680 CA, MTR-CODE: 4AL CT680K1 CA
1.6 GT 16V	04/86-08/89	4A-GEL	91	1587	∞ ∞ ∞ ▲	AVX13X875 AC 5PK820 ALT 5PK920 PS CT555 CA
2.0	01/87-08/89	3S-GEL	110	1998	∞ ∞ ∞ ▲	3PK760 PS 5PK1000 ALT 5PK1100 ALT, AC CT783 CA
CELICA (AT18_, ST18_)						
1.6 STI	10/89-11/93	4A-FE	77	1587	∞ ∞ ∞ ▲ ▲▲	3PK630 PS 4PK850 AC 5PK970 ALT CT536 CA CT536K1 CA
2.0 Gti, 2.0 Turbo 4WD	10/89-11/93	3S-GE, 3S-GTE	115- 153	1998	∞ ∞ ∞ ▲	3PK760 PS 5PK1000 ALT 5PK1100 ALT, AC CT783 CA
2.2	10/89-10/93	5S-FE	100	2164	∞ ∞ ∞ ▲	3PK760 PS 5PK1000 ALT, (AC) 5PK1110 ALT, (AC) CT998 CA
CELICA (AT20_, ST20_)						
2.0 i 16V	11/93-08/99	3S-GE	125	1998	∞ ∞	3PK760 PS 5PK1025 ALT, (AC)





TOYOTA

CELICA (AT20_, ST20_)

					∞	5PK1120	ALT, (AC)
					▲▲▲	CT859	CA

CELICA (ST16_, AT16_)

1.6	04/86-08/89	4A-L	63	1588	∞	AVX13X875	AC
					∞	3PK630	PS
					∞	5PK970	ALT
					▲▲▲	CT555	CA, MTR-CODE: 4AGE
					▲▲▲	CT680	CA, MTR-CODE: 4AL
					▲▲▲	CT680K1	CA
1.6 GT	08/87-08/89	4A-GELC	85	1587	∞	AVX13X875	AC
					∞	5PK820	ALT
					▲▲▲	CT555	CA
1.6 GT 16V	09/85-08/89	4A-GEL	91	1587	∞	AVX13X875	AC
					∞	5PK820	ALT
					∞	5PK920	PS
					▲▲▲	CT555	CA
2.0 G, 2.0 Turbo 4WD	08/85-08/89	3S-GEL, 3S-GELC, 3S-GTE	103-136	1998	∞	3PK760	PS
					∞	5PK1000	ALT
					∞	5PK1100	ALT, AC
					▲▲▲	CT783	CA

CELICA (ST20_, AT20_)

1.8 i 16V	11/93-11/99	7A-FE	85	1762	∞	3PK630	PS
					∞	4PK860	AC
					∞	5PK975	ALT
					▲▲▲	CT850	CA
					▲▲▲	CT850K1	CA
2.0 i 16V, 2.0 i Turbo 4WD	11/93-11/99	3S-GE	125-178	1998	∞	3PK760	PS
					∞	5PK1025	ALT, (AC)
					∞	5PK1120	ALT, (AC)
					▲▲▲	CT859	CA
2.2 GT	11/93-08/99	5S-FE	100	2164	∞	3PK760	PS
					∞	5PK1000	ALT, (AC)
					∞	5PK1110	ALT, (AC)
					▲▲▲	CT998	CA

CELICA (TA60, RA40, RA6_)

1.6 ST	08/77-07/81	2T, 2TB	63-66	1588	∞	AVX10X888	ALT
					∞	AVX13X960	AC
2.0 GT, 2.0 XT	02/78-07/81	18R, 18R-G	65-90	1968	∞	AVX10X850	ALT
					∞	AVX13X1175	AC
					∞	AVX13X1250	AC
2.0 XT	02/82-08/85	21R-C	77	1972	∞	AVX10X888	ALT
					∞	AVX13X960	AC

CELICA (ZZT23_)

1.8 16V TS	08/99-09/05	2ZZ-GE	141	1796	∞	6PK1940	ALT
1.8 16V VT-i	08/99-07/05	1ZZ-FE	105	1794	∞	6PK1538	ALT, (AC), ⇄ 10/2005
					∞	6PK1893	ALT, (AC), ⇄ 10/2005

CELICA Coupe (A6_)

1.6	12/83-12/85	4A-GE	91	1587	∞	AVX13X875	AC
					∞	5PK825	ALT
					∞	5PK920	PS
					▲▲▲	CT555	CA
2.0	01/82-12/85	21R-U	77	1972	∞	AVX10X888	ALT
					▲▲▲	CT783	CA
		18R-G	88	1968	∞	AVX10X850	ALT
					∞	AVX13X1175	AC
					∞	AVX13X1250	AC

CELICA Coupe (RA4_, TA4_)

1.6 GT	04/78-07/81	2T-G	80-81	1588	∞	AVX10X865	ALT
					∞	AVX13X960	AC
1.6 LT, 1.6 ST	02/79-07/81	2T, 2TB, 4A-L	55-66	1588	∞	AVX10X888	ALT
					∞	AVX13X960	AC

CELICA SUPRA (A6_)

2.8 i	08/81-12/85	5M-GE	125	2759	∞	AVX13X1200	PS
-------	-------------	-------	-----	------	---	-------------------	----





TOYOTA						
CELICA SUPRA (A6)						
↔ 1.3 XLI	07/92-04/97	4E-FE	65	1332	4PK825 4PK920 5PK1070 5PK884 5PK920 CT828 CT828K1	ALT ALT PS, AC AC PS CA CA
COROLLA (E11)						
2.0 D-4D	08/00-10/01	1CD-FTV	81	1995	5PK1135 5PK1190 CT1043 CT1043K1 CT1043K2 CT1043WP1	PS, (-AC) PS, (AC) CA CA CA CA
COROLLA (E11)						
1.4	04/97-02/00	4E-FE	63	1332	4PK825 5PK1054 5PK890 CT828 CT828K1	ALT PS, (AC) PS, (-AC) CA CA
1.4 16V	02/00-10/01	4ZZ-FE	71	1398	6PK1538 6PK1560 6PK1820 6PK1840	ALT, (-AC), OE-NO 90916-02468, 90916-02535 ALT, (-AC), OE-NO 90916-02469, 90916-W2005 ALT, (AC), OE-NO 90916-02482, 99366-31820 ALT, (AC), OE-NO 90916-02470, 99366-H1840
1.6 16V	02/00-10/01	3ZZ-FE	81	1598	6PK1538 6PK1560 6PK1820 6PK1840	ALT, (-AC), OE-NO 90916-02468, 90916-02535 ALT, (-AC), OE-NO 90916-02469, 90916-W2005 ALT, (AC), OE-NO 90916-02482, 99366-31820 ALT, (AC), OE-NO 90916-02470, 99366-H1840
1.6, 1.6 Aut.	04/97-02/00	4A-FE	79-81	1587	3PK630 5PK975 CT827 CT827K1	PS ALT CA CA
1.8, 1.8 4WD	04/97-10/01	7A-FE	81	1762	3PK630 4PK860 5PK970 CT850 CT850K1	PS AC ALT CA CA
1.9 D	02/00-10/01	1WZ	51	1867	6PK1480 6PK1775 CT986 CT986K2 CT986WP2	ALT, (-AC) ALT, (AC) CA CA CA
2.0 D	04/97-02/00	2C-E	53	1975	5PK1110 5PK1190 CT583 CT583K1	PS PS, AC CA CA
2.0 D-4D	09/00-10/01	1CD-FTV	66	1995	5PK1110 5PK1130 5PK1190 CT1043 CT1043K1 CT1043K2 CT1043WP1	PS, (-AC), (CE110) PS, (-AC), (CDE110) PS, (AC) CA CA CA CA
COROLLA (E10)						
1.3 12V	07/92-04/97	2E	53	1296	4PK825 5PK1070 5PK1090 5PK880 5PK890 5PK920 CT695	ALT PS, (AC), ⇨05/1993 PS, (AC), 06/1993⇨ AC, (-PS), ⇨05/1993 AC, (-PS), 06/1993⇨ PS, (-AC) CA





TOYOTA

COROLLA (E10)

1.3 XLI	09/95-04/97	4E-FE	55	1332	CT695K1	CA
					4PK825	ALT
					4PK920	ALT
					5PK1080	PS, (AC)
					5PK890	AC, (-PS)
					5PK915	PS, (-AC), 06/1996⇒
					5PK920	PS, (-AC), ⇒05/1996
					CT828	CA
					CT828K1	CA
1.3 XLI 16V	07/92-09/95	4E-FE	65	1332	4PK825	ALT
					5PK1070	PS, (AC), ⇒05/1993
					5PK1080	PS, (AC), 06/1993⇒
					5PK880	AC, (-PS), ⇒05/1993
					5PK890	AC, (-PS), 06/1993⇒
					5PK920	PS, (-AC)
					CT828	CA
					CT828K1	CA
1.6 GLI, 1.6 Si	07/92-04/97	4A-FE	84	1587	3PK630	PS
					4PK845	AC
					4PK860	AC
					5PK975	ALT
					CT827	CA
					CT827K1	CA
1.8, 1.8 16V 4WD, 1.8 GT	09/92-04/97	7A-FE	81-86	1762	3PK630	PS
					4PK860	AC
					5PK975	ALT
					CT850	CA
					CT850K1	CA
2.0 D	07/92-04/97	2C	53	1975	5PK1100	PS, (-AC)
					5PK1110	PS, (AC)
					5PK1120	AC, (-PS)
					5PK1190	AC, (PS)
					CT583	CA
					CT583K1	CA

COROLLA (E11)

1.4	02/00-01/02	4ZZ-FE	71	1398	6PK1538	ALT, (-AC), OE-NO 90916-02468, 90916-02535
					6PK1560	ALT, (-AC), OE-NO 90916-02469, 90916-W2005
					6PK1820	ALT, (AC), OE-NO 90916-02482, 99366-31820
					6PK1840	ALT, (AC), OE-NO 90916-02470, 99366-H1840
	04/97-02/00	4E-FE	63	1332	4PK825	ALT
					5PK1054	PS, (AC)
					5PK880	AC, (-PS)
					5PK890	PS, (-AC)
					CT828	CA
					CT828K1	CA
1.4 D-4D	06/04-12/01	1ND-TV	66	1364	6PK1217	ALT, (AC)
					6PK976	ALT, (AC)
1.6, 1.6 16V	02/00-01/02	3ZZ-FE	81	1598	6PK1538	ALT, (-AC), OE-NO 90916-02468, 90916-02535
					6PK1560	ALT, (-AC), OE-NO 90916-02469, 90916-W2005
					6PK1820	ALT, (AC), OE-NO 90916-02482, 99366-31820
					6PK1840	ALT, (AC), OE-NO 90916-02470, 99366-H1840
1.6, 1.6 Aut.	04/97-02/00	4A-FE	79-81	1587	3PK630	PS
					5PK975	ALT
					CT827	CA
					CT827K1	CA
1.8, 1.8 Linea Terra	09/97-11/01	7A-FE	81-85	1762	3PK630	PS
					4PK860	AC
					5PK970	ALT
					CT850	CA
					CT850K1	CA
1.9 D	02/00-01/02	1WZ	51	1867	6PK1480	ALT, (-AC)





TOYOTA						
COROLLA (E11)						
					∞	6PK1775 ALT, (AC)
					▲▲▲	CT986 CA
					▲▲▲	CT986K2 CA
					▲▲▲	CT986WP2 CA
2.0 D	04/97-02/00	2C-E	53	1975	∞	5PK1110 PS
					∞	5PK1190 PS, AC
					▲▲▲	CT583 CA
					▲▲▲	CT583K1 CA
2.0 D-4D	08/00-01/02	1CD-FTV	66-81	1995	∞	5PK1110 PS, (-AC), (CE110)
	09/00-01/02	1CD-FTV	66-81	1995	∞	5PK1130 PS, (-AC), (CDE110)
					∞	5PK1190 PS, (AC)
					▲▲▲	CT1043 CA
					▲▲▲	CT1043K1 CA
					▲▲▲	CT1043K2 CA
					▲▲▲	CT1043WP1 CA
	06/04-12/01	1CD-FTV	85	1995	∞	5PK1110 PS
					∞	5PK884 ALT
					▲▲▲	CT1043 CA
					▲▲▲	CT1043K1 CA
					▲▲▲	CT1043K2 CA
					▲▲▲	CT1043WP1 CA
COROLLA (E12J, E12T)						
1.4 D	07/04-02/07	1ND-TV	66	1364	∞	6PK1217 ALT, (AC)
					∞	6PK970 ALT, (AC)
1.4 VVT-i	01/02-07/07	4ZZ-FE	71	1398	∞	6PK1400 ALT, (AC), MTR-CODE: 4ZZFE
					∞	6PK1675 ALT, (AC), MTR-CODE: 4ZZFE
					⊙	VD1079
					MS41	ONLY WITH VD1079
1.5	11/01-07/07	1NZ-FE	80	1497	∞	4PK1170 ALT, (AC)
					∞	4PK920 ALT, (AC)
1.6	11/06-07/07	1ZR-FE	91	1598	∞	6PK1230 ALT, (AC)
					∞	6PK915 ALT, (AC)
1.6 VVT-i	01/02-02/07	3ZZ-FE	81	1598	∞	6PK1400 ALT, (AC), MTR-CODE: 3ZZFE
					∞	6PK1675 ALT, (AC), MTR-CODE: 3ZZFE
					⊙	VD1079
					MS41	ONLY WITH VD1079
1.8	05/02-05/04	1ZZ-FE	92	1794	∞	6PK1538 ALT, PS, (-AC)
					∞	6PK1820 ALT, PS, AC
2.0 D-4D	08/02-07/07	1CD-FTV	66-85	1995	∞	5PK1110 PS, (-AC)
					∞	5PK1190 PS, (AC)
					∞	5PK884 ALT
					▲▲▲	CT1043 CA
					▲▲▲	CT1043K1 CA
					▲▲▲	CT1043K2 CA
					▲▲▲	CT1043WP1 CA, ⇨05/2004
					▲▲▲	CT1043WP2 CA, 06/2004⇨
COROLLA (E7)						
1.3	09/79-08/87	4K, 4K-C	44	1290	∞	AVX10X875 ALT, ⇨07/1981
			44-48	1290	∞	AVX10X888 ALT, 08/1981⇨
1.6 GT	05/80-09/83	2T-G	81	1588	∞	AVX10X850 ALT
1.6, 1.6 GT	09/79-09/83	2T, 2T-G, 2TB	54-81	1588	∞	AVX10X888 ALT, (AC)
					∞	AVX10X900 ALT
					∞	AVX13X975 AC
1.8 D	01/83-09/83	1C	43-48	1839	∞	AVX10X960 ALT, ⇨06/1983
					∞	AVX13X850 ALT, 06/1983⇨
					∞	5PK1120 PS
					▲▲▲	CT583 CA
					▲▲▲	CT583K1 CA
COROLLA (E8 E8B)						
1.3	06/83-10/84	2A-L	51	1296	∞	5PK970 ALT
					▲▲▲	CT680 CA





ContiTech



TOYOTA

COROLLA (E8, E8B)



					CT680K1	CA
10/84-08/87	2E-LC, 2E-L	55	1295		4PK815	ALT
10/84-08/88	2E-LC, 2E-L	55	1295		4PK815	ALT
10/84-08/89	2E-LC, 2E-L	55	1295		4PK860	AC
10/84-08/90	2E-LC, 2E-L	55	1295		5PK1070	PS, (AC)
10/84-08/91	2E-LC, 2E-L	55	1295		5PK920	PS, (-AC)
10/84-08/92	2E-LC, 2E-L	55	1295		CT694	CA, ⇨04/1986
10/84-08/93	2E-LC, 2E-L	55	1295		CT695	CA, 04/1986⇨
10/84-08/94	2E-LC, 2E-L	55	1295		CT694K1	CA, ⇨04/1986
10/84-08/95	2E-LC, 2E-L	55	1295		CT695K1	CA, 05/1986⇨
1.6	08/85-05/88	4A-LC	53-54	1587	AVX10X975 AVX13X800 AVX13X865 CT536 CT680 CT680K1	ALT PS AC CA, 01/1987⇨ CA, ⇨01/1987 CA
	06/83-05/88	4A-L	62-63	1587-1588	3PK630 4PK830 4PK860 5PK970 CT536 CT680 CT680K1	PS AC AC ALT CA, 01/1987⇨ CA, ⇨01/1987 CA, ⇨01/1987
1.6 GT 16V	08/85-08/87	4A-GEL	89	1587	5PK825 5PK920 CT555	ALT PS CA
1.8 D	06/83-05/88	1C, 1C-L	43-47	1839-1840	AVX13X850	ALT
					5PK1120	PS, (-AC)
					5PK1212	AC, (PS)
					5PK790	AC, (-PS)
					CT583	CA
CT583K1	CA					

COROLLA (E9)

1.3, 1.3 i

1.3, 1.3 i	08/87-12/92	2E, 2E-E	55	1296	4PK815	ALT, (MANL)
					4PK825	ALT, (AUTOM)
					5PK1070	PS, (AC)
					5PK860	AC, ⇨10/1988
					5PK880	AC, 10/1988⇨
					5PK920	PS, (-AC)
					CT695	CA
CT695K1	CA					
1.6 GTI	07/87-06/93	4A-GE	85-92	1587	5PK1054	AC, (PS)
					5PK825	ALT
					5PK847	AC, (-PS)
					5PK920	PS
CT555	CA					
1.6, 1.6 4WD, 1.6 i, 1.6 i 4WD, 1.6 XLI, 1.6 XLI 4WD	08/87-06/93	4A-F, 4A-FE	66-77	1587	3PK630	PS
					4PK830	AC
					4PK860	AC
					5PK970	ALT
					CT536	CA, ⇨01/1992
					CT827	CA, 01/1992⇨
CT536K1	CA, ⇨01/1992					
1.8 D	07/87-06/93	1C	47-49	1839	AVX13X850	ALT, ⇨08/1989
					AVX13X950	ALT, 08/1989⇨
					5PK1100	PS, (-AC), 08/1989⇨
					5PK1120	PS, (-AC), ⇨08/1989
					5PK1212	PS, (AC)
					5PK790	AC, (-PS)
					CT583	CA
CT583K1	CA					





TOYOTA

TOYOTA						
COROLLA (E9)						
↔ 1.4 VVT-i	01/07-	4ZZ-FE	71	1398	∞ ∞	6PK1400 6PK1698 ALT, (AC)
1.6 Dual VVTi	01/07-	1ZR-FE	91	1598	∞ ∞	6PK1230 6PK915 ALT, (AC)
COROLLA (ZDE12_, CDE12_)						
1.4 VVT-i	01/02-05/04	4ZZ-FE	71	1398	∞ ∞	6PK1400 6PK1670 ALT, (AC)
1.6 VVT-i	01/02-05/04	3ZZ-FE	81	1598	∞ ∞ ⊙ MS41	6PK1538 6PK1815 ALT, (AC) ALT, (AC) VD1079 ONLY WITH VD1079
1.8 VVT-i	01/02-05/04	1ZZ-FE	99	1794	∞ ∞	6PK1538 6PK1815 ALT, (AC) ALT, (AC)
1.8 VVT-i 4WD	10/01-02/04	1ZZ-FE	99	1794	∞ ∞	6PK1538 6PK1820 ALT, PS, (-AC) ALT, PS, AC
2.0 D-4D	01/02-05/04	1CD-FTV	66	1995	∞ ∞ ∞ ⚙️ ⚙️ ⚙️ ⚙️ ⚙️	5PK1110 5PK1190 5PK884 CT1043 CT1043K1 CT1043K2 CT1043WP1 CT1043WP2 PS, (AC) PS, (AC) ALT CA CA CA CA CA, ⇨01/2004 CA, 02/2004⇨
COROLLA (ZZE12_, NDE12_, ZDE12_)						
1.4 D	07/04-02/07	1ND-TV	66	1364	∞ ∞	6PK1217 6PK970 ALT, (AC) ALT, (AC)
1.4 VVT-i	01/02-12/06	4ZZ-FE	71	1398	∞ ∞ ⊙ MS41	6PK1420 6PK1693 VD1079 MS41 ALT, (AC), MTR-CODE: 4ZZFE ALT, (AC), MTR-CODE: 4ZZFE ONLY WITH VD1079
1.6 VVT-i	01/02-12/06	3ZZ-FE	81	1598	∞ ∞ ⊙ MS41	6PK1400 6PK1675 VD1079 MS41 ALT, (AC), MTR-CODE: 3ZZFE ALT, (AC), MTR-CODE: 3ZZFE ONLY WITH VD1079
1.8 VVTL-i TS	01/02-02/07	2ZZ-GE	141-165	1796	∞	6PK1698 ALT, ⇨02/2007
2.0 D-4D	01/02-02/07	1CD-FTV	66-85	1995	∞ ∞ ∞ ⚙️ ⚙️ ⚙️ ⚙️	5PK1110 5PK1190 5PK884 CT1043 CT1043K1 CT1043K2 CT1043WP1 CT1043WP2 PS, (-AC) PS, (AC) ALT CA CA CA CA, ⇨05/2004 CA, 06/2004⇨
COROLLA Coupe (AE86)						
1.6 16V, 1.6 GT 16V	08/83-07/87	4A-GE, 4A-GEC	85-91	1587	∞ ∞ ∞ ⚙️	AVX13X800 5PK790 5PK825 CT555 PS AC ALT CA
COROLLA Verso (ZER_, ZZE_, R1_)						
1.6	04/04-03/09	3ZZ-FE	81	1598	∞ ∞ ⊙ MS41	6PK1560 6PK1870 VD1079 MS41 ALT, (AC) ALT, (AC) ONLY WITH VD1079
1.8	04/04-03/09	1ZZ-FE	95	1794	∞ ∞ ⊙ MS41	6PK1560 6PK1870 VD1079 MS41 ALT, (AC) ALT, (AC) ONLY WITH VD1079
2.0 D-4D	04/04-03/09	1CD-FTV	85	1995	∞ ∞ ∞ ⚙️	5PK1110 5PK1250 5PK884 CT1043 PS, (-AC) PS, (AC) ALT CA





ContiTech



TOYOTA

COROLLA Verso (ZER_, ZZE_, R1_)

2.2 D-4D	10/05-03/09	2AD-FHV	130	2231	CT1043K1 CT1043K2 CT1043WP2	CA CA CA, ⇨08/2005
		2AD-FTV	100	2231	7PK2000 VD1078 MS40	ALT, (AC) ONLY WITH VD1078
					6PK875 7PK2000 VD1078 MS40	ALT, (AC) ALT, (AC) ONLY WITH VD1078

CORONA (TT12_, T13_)

1.8	06/79-07/81	3T	63	1770	AVX10X888 AVX13X950	ALT AC
-----	-------------	----	----	------	--------------------------------------	-----------

CRESSIDA (_X6_, X6K, MX62)

2.0	02/81-03/85	21R	77	1972	AVX10X875 AVX13X1125 AVX13X825	ALT PS AC
2.0 GLI	11/82-12/84	1G-E	80	1988	AVX10X1125 AVX10X1125 4PK1100 4PK850	ALT, ⇨08/1983 PS ALT, 08/1983⇨ AC
2.2 D	09/80-03/85	L	49	2173	AVX13X1000 AVX13X825 CT521 CT601 CT521K1	ALT PS CA, 01/1982⇨ CA, ⇨01/1982 CA

CRESSIDA (_X6_, X6K, MX62))

2.0	05/81-03/85	21R, 21R-C	77	1972	AVX10X875 AVX13X1125 AVX13X825	ALT PS AC
-----	-------------	------------	----	------	---	-----------------

CRESSIDA (RX3_)

2.0	07/77-07/81	18R	66	1968	AVX10X775 AVX10X838 AVX13X1250	WP ALT AC
-----	-------------	-----	----	------	---	-----------------

CROWN (S1_)

2.2 D	04/80-07/83	L	53	2188	CT521 CT521K1	CA CA, MTR-CODE: L
2.8 i Super Saloon	02/84-03/85	5M-GE	125	2759	AVX13X1200 AVX13X1400 AVX13X950 7PK920	PS FAN AC ALT
2.8, 2.8 SI	04/80-09/83	5M, 5M-E	107	2759	AVX10X925 AVX13X1225 AVX13X950	ALT, 2X PS AC

HIACE I (H10)

1.6	01/79-12/84	12R	49	1587	AVX13X900	ALT
2.2 D	01/79-03/83	L	46	2173	CT521 CT521K1	CA CA, 01/1982⇨

HIACE II (H20)

1.8	03/83-11/89	2Y	58	1812	AVX13X1050 AVX13X925 AVX13X950 4PK830	PS AC AC ALT
2.0	01/84-11/89	3Y	65	1998	AVX13X1050 AVX13X925 AVX13X950 4PK830	PS AC AC ALT
2.2, 2.2 4WD	09/87-08/89	4Y	69	2237	AVX13X1050 AVX13X925 AVX13X950 4PK830	PS AC, OE-NO 99322-00910 AC, OE-NO 99322-00940 ALT
2.2 D	03/83-11/89	L	49	2173	AVX10X975	ALT, 2X





TOYOTA

HIACE II (H20)

						AVX13X1000	ALT
						CT521	CA
						CT521K1	CA
2.4 D, 2.4 D 4WD	05/84-11/89	2L	54-55	2446		AVX10X975	ALT, 2X
						AVX13X1250	AC
						AVX13X830	PS
	08/84-08/89	2L	54-55	2446		5PK830	PS, 08/1986⇄, ⇄08/1987
	05/84-11/89	2L	54-55	2446		CT521	CA
						CT521K1	CA

HIACE III (H50)

2.0	08/89-08/95	1RZ	74	1998		AVX13X1125	PS
						5PK865	ALT
2.4 D, 2.4 D 4WD	08/89-08/95	2L	55-57	2446		2XAVX13X1050	ALT
						AVX13X850	PS, (FWD)
						4PK830	PS, (4WD)
						CT723	CA
						CT723K1	CA
2.4, 2.4 4WD	08/89-08/95	2RZ-E	88	2438		AVX13X1125	PS
						5PK865	ALT

HIACE IV (H100)

2.0	08/95-04/98	1RZ	74	1998		AVX13X1125	PS
						5PK865	ALT

HIACE IV (RCH2_, RCH1_, KLH2_, KLH1_)

2.4 D, 2.4 TD, 2.4 TD 4WD	08/95-08/06	2L, 2LT	55-66	2446		2XAVX13X1050	ALT
						AVX13X1225	AC
						4PK770	PS
						CT723	CA
						CT723K1	CA
2.4, 2.4 4WD	08/95-04/98	2RZ-E	85	2438		AVX13X1125	PS
						4PK860	AC
						5PK865	ALT
2.5 D-4D, 2.5 D-4D 4WD	11/01-08/06	2KD-FTV	65-75	2494		7PK1093	ALT, (AC)
						7PK1473	ALT, (AC)
						CT1089	CA
						CT1089K1	CA
2.7, 2.7 4WD	04/98-	3RZ-FE	105-106	2694		4PK1100	PS
						4PK938	AC
						5PK865	ALT

HIACE V (RCH2_, RCH1_, LXH2_, LXH1_, KLH2_, KLH1_)

2.5 D-4D	08/06-	2KD-FTV	70-86	2494		7PK1815	ALT, (AC)
						7PK1933	ALT, (AC), MTR-CODE: 1KDFTV
						CT1089	CA
						CT1089K1	CA

HILUX (RZN1_, LN1_)

2.7	08/01-07/04	3RZ-FE	107	2694		4PK1100	PS
						4PK938	AC
						5PK865	ALT
3.0 D	08/02-07/04	5L	67	2986		7PK1093	ALT, (AC)
						7PK1473	ALT, (AC)

HILUX II (RN6_, RN5_, LN6_, YN6_, YN5_, LN5_)

1.8	08/83-07/94	2Y	58-61	1812		AVX13X1050	PS
						AVX13X875	AC
						4PK830	ALT, (LHD)
						4PK841	ALT, (RHD)
2.0, 2.0 4WD	01/84-12/86	3Y	65	1998		AVX13X1050	PS
						AVX13X875	AC
						4PK830	ALT
2.2, 2.2 4WD	01/87-12/89	4Y	69	2237		AVX13X1050	PS
						AVX13X875	AC
						4PK830	ALT
2.4 D 4WD	01/84-08/88	2L	55	2446		2XAVX10X975	ALT
						AVX13X850	PS





TOYOTA

HILUX II (RN6_, RN5_, LN6_, YN6_, YN5_, LN5_) ↵

						CT521	CA
						CT521K1	CA
2.4 D, 2.4 D 4WD	01/94-07/05	2L	51-61	2446		2XAVX13X1050	ALT
						AVX13X1200	AC, (PS)
						AVX13X1275	AC
						AVX13X825	PS
						AVX13X875	PS, (LHD)
						CT723	CA
						CT723K1	CA
2.4 i 4WD	06/89-07/05	22R, 22RE	84	2366		AVX10X875	ALT
						AVX13X1125	PS
	08/97-07/05	2RZ-FE	103	2438		4PK1080	PS
						4PK925	AC, ⇨08/1999
						4PK938	AC, 08/1999⇨
						5PK865	ALT
2.4 TD 4WD	08/98-01/02	2L-T	66	2446		2XAVX13X1050	ALT
						AVX13X1200	AC
						AVX13X825	PS, (RHD)
						AVX13X865	PS, (LHD)
						CT723	CA
						CT723K1	CA
2.5 D-4D, 2.5 D-4D 4WD	11/01-07/05	2KD-FTV	65-75	2494		7PK1093	ALT, (AC)
						7PK1473	ALT, (AC), ⇨08/2005
						CT1089	CA
						CT1089K1	CA
2.7	08/01-07/04	3RZ-FE	107	2694		4PK1100	PS
						4PK938	AC
						5PK865	ALT
2.8 D 4WD	08/94-07/01	3L	61	2779		AVX13X1050	ALT
3.0 D, 3.0 D 4WD	08/02-07/05	5L	67	2986		AVX13X1050	ALT
						AVX13X1275	AC
						AVX13X825	PS
						CT723	CA

HILUX III (TGN1_, GGN2_, GGN1_, KUN2_, KUN1_) ↵

2.5 D 4WD, 2.5 D-4D, 2.5 D-4D 4WD	08/05-	2KD-FTV	75-88	2494		7PK1093	ALT, (AC)
						7PK1516	ALT, (AC)
						CT1089	CA
						CT1089K1	CA
3.0 D-4D 4WD	12/07-	1KD-FTV	126	2982		7PK1093	ALT, (AC)
						7PK1516	ALT, (AC)
						CT1089	CA
						CT1089K1	CA

IQ (KGJ1_, NGJ1_) ↵

1.0	01/09-	1KR-FE	50	998		4PK841	AC
						5PK884	ALT

LAND CRUISER (J4_) ↵

3.4 D	08/80-10/84	3B	66	3432		AVX17X1080	ALT
4.2	01/75-04/86	2F	89	4230		AVX13X1075	ALT, ⇨07/1980
						AVX17X1080	ALT, 08/1980⇨
4.0 D	08/80-10/84	2H	76	3980		AVX17X1080	ALT

LAND CRUISER (J6_) ↵

3.4 Diesel	10/81-08/87	3B	66	3432		AVX13X1025	AC
						AVX17X1500	
4.2	10/81-01/88	2F	88	4230		AVX17X1080	ALT
4.0	11/84-08/87	3F	101	3956		AVX13X1175	AC
	08/87-12/89	3F-E	115	3956		AVX13X1175	AC
						AVX17X1055	ALT
4.0 Diesel	10/81-01/88	2H	74-77	3980		AVX13X1375	AC, 11/1984⇨, ⇨10/1985
						AVX13X1400	AC, 11/1985⇨
						AVX13X1400	AC, ⇨10/1984
						AVX17X1070	ALT, (MANL)





TOYOTA						
LAND CRUISER (J6_)						
↔					∞	AVX17X1115 ALT, (AUTOM)
4.0 Turbo-D	10/85-12/89	12HT	100	3980	∞	AVX13X1400 AC
					∞	AVX17X1115 ALT
LAND CRUISER (J7_)						
2.4	11/84-05/93	22R	77-81	2367	∞	AVX10X875 ALT
					∞	AVX13X1125 PS
					▲▲▲	CT521 CA
	12/88-12/96	22RE	84	2366	∞	AVX10X875 ALT
					∞	AVX13X1125 PS
2.4 D, 2.4 TD	11/84-05/90	2L, 2LT	53-63	2446	∞	AVX10X975 ALT, 2X
					∞	AVX13X1200 AC
					∞	AVX13X865 PS
					▲▲▲	CT521 CA
					▲▲▲	CT521K1 CA
2.4 TD	01/90-05/96	2L-T	66	2446	∞	2XAVX13X1050 ALT
					∞	AVX13X1200 AC
					∞	AVX13X865 PS
					▲▲▲	CT521 CA, ⇨01/1990
					▲▲▲	CT723 CA, 01/1990⇨
					▲▲▲	CT723K1 CA, 01/1990⇨
3.0 TD	05/93-05/96	1KZ-T	92	2982	∞	2XAVX13X1000 ALT
					∞	AVX13X1175 AC
					▲▲▲	CT860 CA
3.4 D	11/84-12/96	3B	70	3432	∞	AVX13X1025 AC, ⇨08/1988
					∞	AVX13X1050 AC, 08/1988⇨
					∞	AVX17X1225 ALT
					∞	AVX17X1500 PS
3.4 TD	10/85-08/86	13BT	91	3431	∞	AVX13X1025 AC
					∞	AVX17X1500 PS
3.5 D 4x4	01/90-08/92	1PZ	85	3470	∞	AVX10X1000 ALT, 2x
					∞	AVX13X1275 AC
					▲▲▲	CT818 CA
4.2 TD	01/90-	1H-Z	96	4164	∞	AVX10X1000 ALT, 2x, ⇨08/2001
					∞	AVX13X1275 AC, ⇨08/2001
					▲▲▲	CT818 CA, ⇨05/1998
LAND CRUISER (URJ20_, VDJ20_, UZJ20_, J20_)						
4.5 D V8	01/08-	1VD-FTV	210	4461	∞	4PK1390 AC
					∞	9PK2260 ALT
4.7 V8	01/08-	2UZ-FE	212	4664	∞	6PK2230 ALT
					▲▲▲	CT1147 CA
LAND CRUISER (KDJ12_, GRJ12_)						
3.0 D-4D	09/02-	1KD-FTV	122-127	2982	∞	7PK1153 ALT, (AC), (-2.HEATER)
					∞	7PK1642 ALT, (AC), (-2.HEATER)
					∞	7PK1815 ALT, (AC), (2.HEATER)
					∞	7PK1933 ALT, (AC), (2.HEATER)
					▲▲▲	CT1089 CA
					▲▲▲	CT1089K1 CA
LAND CRUISER 100 (J10_)						
4.7	01/98-	2UZ-FE	175	4664	∞	6PK2241 ALT, (AC)
					▲▲▲	CT1147 CA
4.2 TD	01/98-	1HD-FTE	150	4164	∞	AVX10X1000 ALT, 2x, ⇨08/2003
					∞	4PK1237 AC, ⇨08/2003, (-2.HEATER)
					∞	4PK1580 2.FAN, ⇨08/2003
					▲▲▲	CT1153 CA
LAND CRUISER 80 (J8_)						
2.4	01/90-05/93	22R	77	2367	∞	AVX10X875 ALT
					∞	AVX13X1125 PS
3.0 TD	01/90-09/91	1KZ-T	92	2982	∞	AVX13X1000 ALT, 2x
					∞	AVX13X1175 AC
3.5 D	01/90-08/92	1PZ	85	3470	∞	AVX10X1000 ALT, 2x
					∞	AVX13X1275 AC
					▲▲▲	CT818 CA





ContiTech



TOYOTA

LAND CRUISER 80 (J8)

↔ 4.0	01/90-08/92	3F-E	115	3956	∞ ∞	AVX13X1175 AVX17X1055	AC ALT
4.2 D	01/90-12/97	1H-Z	99	4164	∞ ∞	AVX10X1000 AVX13X1275	ALT AC
4.2 TD	01/90-12/97	1HDT	118- 123	4164	∞ ∞ 🔱	AVX10X1000 AVX13X1260 CT818	ALT, 2X AC CA
4.2 TD 24V	03/95-12/97	1HD-FT	125	4164	∞ ∞ 🔱	AVX10X1000 AVX13X1260 CT1153	ALT, 2X AC CA

LAND CRUISER 90 (J9)

3.0 D-4D	10/00-	1KD-FTV	120	2982	∞ ∞ ∞ ∞ 🔱 🔱	7PK1153 7PK1642 7PK1815 7PK1933 CT1089 CT1089K1	ALT, (AC), (-2.HEATER) ALT, (AC), (-2.HEATER) ALT, (AC), (2.HEATER) ALT, (AC), (2.HEATER) CA CA
3.0 TD	04/96-	1KZ-TE	92	2982	∞ ∞ 🔱	AVX13X1000 AVX13X1175 CT860	ALT AC CA
3.4 i 24V	04/96-	5VZ-FE	131	3378	∞ ∞ ∞	4PK1045 4PK1070 4PK875	ALT PS AC
4.2 TD	08/99-08/01	1H-Z	123	4164	∞ ∞	AVX10X1000 AVX13X1275	ALT AC

LITEACE (R2_V)

2.0 D	01/92-05/94	2C	51	1974	∞ ∞ ∞ 🔱 🔱	AVX13X1000 3PK800 3PK835 CT583 CT583K1	ALT PS, ⇨03/1993 PS, 03/1993⇨ CA CA
-------	-------------	----	----	------	-----------------------	---	---

LITEACE (CM3_V, KM3_V)

1.5	05/86-09/91	5K	51	1486	∞ ∞	AVX10X875 AVX13X975	ALT AC
1.8 D	10/85-08/88	1C	46	1839	∞ ∞ 🔱 🔱	AVX13X1000 AVX13X975 CT583 CT583K1	CA, 08/1986⇨ ALT, ⇨08/1986 CA CA
2.0 D	08/88-01/92	2C	53	1975	🔱 🔱	CT583 CT583K1	CA CA

LITEACE (CM30_G, KM30_G)

1.5	10/85-01/92	5K	51-52	1486	∞ ∞	AVX10X875 AVX13X975	ALT AC
2.0 D	08/88-01/92	2C	53	1975	🔱 🔱	CT583 CT583K1	CA CA

LITEACE (YM2_, CM2_, KM2_)

1.3	10/79-10/86	4K, 4K-C	42-43	1290	∞ ∞	AVX10X838 AVX10X875	ALT, ⇨10/1982 ALT, 10/1982⇨
1.8 D	10/82-09/85	1C	41	1839	🔱 🔱	CT583 CT583K1	CA CA

LITEACE (R2_LG)

2.0 D	01/92-05/94	2C	53	1974	🔱	CT583	CA
-------	-------------	----	----	------	---	--------------	----

LITEACE (R2_LG)

2.0 D	01/92-05/94	2C	53	1974	🔱	CT583K1	CA
-------	-------------	----	----	------	---	----------------	----

MODELL F (R2_, 31)

1.8 4WD	11/82-07/86	2Y	58	1812	∞ ∞ ∞ ∞	AVX13X1055 AVX13X900 4PK830 5PK820	PS AC ALT, ⇨08/1985 ALT, 08/1985⇨
1.8 De Luxe	11/82-08/84	2Y, 2Y-C	58	1812	∞ ∞ ∞	AVX13X1055 AVX13X900 4PK830	PS AC ALT
2.0	08/88-01/90	3Y	66	1998	∞	AVX13X1055	PS



TOYOTA



TOYOTA

TOYOTA						
MODELL F (R2, 31)						
2.0 Super	08/84-08/88	3Y-C, 3Y	65	1998	∞ AVX13X900	AC
					∞ 5PK825	ALT
					∞ AVX13X1055	PS
					∞ AVX13X900	AC
					∞ 4PK830	ALT, ⇨08/1985
∞ 5PK820	ALT, 08/1985⇨					
MR 2 I (AW1_) 1.6 16V	11/84-06/90	4A-GEL4, A-GELC	85-91	1587	∞ 4PK790	AC
					∞ 5PK825	ALT
					▲ CT555	CA
MR 2 II (SW2_) 2.0	12/89-08/92	3S-FE	88	1998	∞ 4PK825	ALT
					∞ 4PK890	AC
					▲ CT998	CA
					▣ CT998K1	CA
2.0 16V	12/89-05/00	3S-GE	115-129	1998	∞ 4PK825	ALT
					∞ 4PK890	AC
					▲ CT783	CA, ⇨11/1993
					▲ CT859	CA, 11/1993⇨
MR 2 III (ZZW3_) 1.8 16V VTi	10/99-06/07	1ZZ-FE	103	1794	∞ 6PK1400	ALT, (-AC), MTR-CODE: 1ZZFE
					∞ 6PK1693	ALT, MTR-CODE: 1ZZFE, (-AC)
PASEO (EL54) 1.5, 1.5 16V	08/95-07/99	5E-FE	66	1497	∞ 4PK1125	PS, (-AC)
					∞ 4PK825	ALT
					∞ 4PK938	PS, (-AC)
					▲ CT1030	CA
PICNIC (XM10) 2.0, 2.0 16V	05/96-12/01	3S-FE	90-94	1998	∞ 3PK760	PS
					∞ 5PK1000	ALT, (-AC)
					∞ 5PK1080	ALT, (AC), 07/1998⇨
					∞ 5PK1090	ALT, (AC), ⇨07/1998
					∞ 5PK1219	AC
					▲ CT998	CA
					▣ CT998K1	CA
2.2 D	08/97-12/01	3C-TE	66	2184	∞ 5PK1110	PS
					∞ 5PK1219	AC, PS
					▲ CT583	CA
					▣ CT583K1	CA
PREVIA (MCR3_, ACR3_, CLR3_) 2.0 D-4D	03/01-01/06	1CD-FTV	85	1995	∞ 5PK1150	PS, (-AC)
					∞ 5PK1240	PS, (AC)
					∞ 5PK884	ALT
					▲ CT1043	CA
					▣ CT1043K1	CA
					▣ CT1043K2	CA
					▣ CT1043WP1	CA
2.4	08/00-01/06	2AZ-FE	115	2362	∞ 7PK1593	ALT, (-AC)
					∞ 7PK1920	ALT, (AC)
PREVIA (TCR2_, TCR1_) 2.4, 2.4 4WD	05/90-08/00	2TZ-FE	97	2438	∞ 4PK725	AC
					∞ 6PK820	ALT
PRIUS (NHW1_) 1.5	05/00-01/04	1NZ-FXE	53	1497	∞ 3PK1120	ALT
PRIUS (NHW2_) 1.5	08/03-03/09	1NZ-FXE	57	1497	∞ 3PK860	AC, ⇨03/2006
RAV 4 I (SXA1_) 2.0 4WD, 2.0 16V 4WD	06/94-06/00	3S-FE	94-95	1998	∞ 3PK760	PS
					∞ 5PK1000	ALT, (-AC)
					∞ 5PK1090	ALT, (AC), 09/1997⇨
					∞ 5PK1120	ALT, (AC), ⇨09/1997
					▲ CT998	CA
					▣ CT998K1	CA





ContiTech



TOYOTA

RAV 4 II (CLA2_, XA2_, ZCA2_, ACA2_)

↔ 1.8 VVTi	02/01-11/05	1ZZ-FE	92	1794	∞ ∞	6PK1538 6PK1893	ALT, (AC), ⇄10/2005 ALT, (AC), ⇄10/2005
2.0 D-4D 4WD	09/01-11/05	1CD-FTV	85	1995	∞ ∞ ∞ ∞ 🏠 🏠 🏠	5PK1120 5PK1190 5PK884 CT1043 CT1043K1 CT1043K2 CT1043WP1	PS, (-AC) PS, (AC) ALT CA CA CA CA
2.0 VVTi 4WD	06/00-11/05	1AZ-FE	110	1998	∞ ∞	7PK1593 7PK1933	ALT, (AC) ALT, (AC)
2.4 VVTi 4WD	08/03-11/05	2AZ-FE	112	2362	∞	7PK1910	ALT

RAV 4 III (ACA3_, ACE_, ALA3_, GSA3_, ZSA3_)

2.0 VVTi 4WD	03/06-	1AZ-FE	112	1998	∞ ∞	7PK1593 7PK1920	ALT, (AC) ALT, (AC)
2.2 D-4D, 2.2 D-4D 4WD, 2.2 D-CAT 4WD	03/06-	2AD-FHV, 2AD-FTV	100- 130	2231	∞ ∞ 🏠 🏠	7PK1370 7PK1867 VD1078 MS40	ALT, (AC) ALT, (AC) ONLY WITH VD1078
2.4 VVTi	11/05-	2AZ-FE	125	2362	∞	7PK1910	ALT

STARLET (P7_)

1.0	10/84-12/89	1E-L	40	999	∞ ∞ 🏠 🏠 🏠	4PK815 4PK841 CT705 CT706 CT706K1	ALT AC CA, ⇄03/1986 CA, 03/1986⇄ CA, 03/1986⇄
1.3	10/84-12/89	2E-LC	55	1295	∞ ∞ 🏠 🏠 🏠 🏠	4PK815 4PK841 CT694 CT695 CT694K1 CT695K1	ALT AC CA, ⇄03/1986 CA, 03/1986⇄ CA, ⇄03/1986 CA, 03/1986⇄
1.5 D	12/86-12/89	1N	40	1453	∞ 🏠	AVX10X775 CT590	ALT CA

STARLET (P8_)

1.0	12/89-12/92	1E	40	999	∞ ∞ ∞ 🏠 🏠	4PK815 4PK860 4PK920 CT706 CT706K1	ALT AC PS CA CA
1.3 12V, 1.3 12V KAT	12/89-03/96	2E, 2E-E	55	1296	∞ ∞ ∞ ∞ 🏠 🏠	4PK815 4PK860 4PK870 4PK925 CT695 CT695K1	ALT AC, ⇄12/1993 AC, 12/1993⇄ PS CA CA

STARLET (EP91)



















































1.3	04/96-03/99	4E-FE	55	1332	∞ ∞ ∞ ∞ 🏠 🏠	4PK1090 4PK825 4PK875 4PK920 CT828 CT828K1	PS, (AC) ALT AC, (-PS) PS, (-AC) CA CA
-----	-------------	-------	----	------	----------------------------	---	---

STARLET (KP6_)

1.0	02/78-09/84	2K	33	993	∞ ∞ ∞ 🏠	AVX10X800 AVX10X838 AVX10X875 CT705	ALT, FOR ALT: 30A ALT, FOR ALT: 40A, FOR ALT: 45A, ⇄08/1981 ALT, FOR ALT: 40A, FOR ALT: 45A, 08/1981⇄ CA
1.2 S	10/78-08/82	3K-H	39	1166	∞ ∞ ∞ ∞	AVX10X800 AVX10X838 AVX10X875 AVX13X900	ALT, WP ALT, FOR ALT: 40A, FOR ALT: 45A, ⇄08/1981 ALT, FOR ALT: 40A, FOR ALT: 45A, 08/1981⇄ AC



TOYOTA

					ContiTech	
TOYOTA						
STARLET (KP6_) ↔ 1.3 S	08/82-09/84	4K	48	1290	 AVX10X875  AVX13X900	ALT, FOR ALT: 40A, FOR ALT: 45A AC
SUPRA (JZA70_, GA70_, MA70) 3.0, 3.0 24V, 3.0 Turbo	01/86-05/93	7M-GE, 7M-GTE	140- 175	2954	 4PK841  4PK920  5PK1290  5PK1300  CT900	PS AC ALT, OE-NO 99365-01290 ALT, OE-NO 99365-51300 CA
SUPRA (JZA80) 3.0 i Bi-Turbo	05/93-08/02	2JZ-GTE	243	2997	 6PK1940	ALT
TERCEL (L1_, L2_) 1.3	03/79-01/88	2A	48	1296	 AVX10X1075  AVX10X990  AVX13X800  AVX13X985  3PK975  CT680  CT680K1	ALT, (AC) ALT PS AC ALT CA CA
TERCEL (AL2_) 1.5 4WD	10/82-01/88	3A, 3A-C	50-52	1452	 AVX10X1075  AVX10X990  AVX13X800  AVX13X985  3PK975  CT680  CT680K1	ALT, (AC) ALT PS AC ALT CA CA
URBAN CRUISER (NSP1_, NLP1_, ZSP1_, NCP11_) 1.33	04/09-	1NR-FE	74	1329	 6PK1400	ALT
VERSO (AUR2_, ZGR2_) 1.8	04/09-	2ZR-FAE	108	1798	 6PK1230  6PK915	ALT, (AC) ALT, (AC)
2.0 D-4D	04/09-	1AD-FTV	93	1998	 7PK1370  7PK1867  VD1078  MS40	ALT, (AC) ALT, (AC) ONLY WITH VD1078
2.2 D-4D, 2.2 D-CAT	04/09-	2AD-FHV	110- 130	2231	 7PK1867  VD1078  MS40	ALT, (AC) ONLY WITH VD1078
YARIS (SCP1_, NLP1_, NCP1_) 1.0 16V	04/99-09/05	1SZ-FE	48-50	998	 4PK1708  4PK1775  6PK1733  6PK780	ALT, (PS), (-AC), CH-NO JT... ALT, (PS), (AC) ALT, (PS), (-AC), CH-NO VN... ALT, (PS), (-AC)
1.3	04/02-09/05	2SZ-FE	64	1298	 6PK1775  6PK780	ALT, WP, PS, AC ALT, WP, (-AC)
1.3 16V	11/99-09/05	2NZ-FE	63	1299	 3PK850  4PK1180  4PK920	PS ALT, (AC) ALT, (AC)
1.4 D-4D	12/01-09/05	1ND-TV	55	1364	 3PK850  5PK1190  5PK930	OILP ALT, (AC) ALT, (AC)
1.5 TS, 1.5 VVT-i TS	04/01-09/05	1NZ-FE	77-78	1497	3PK850 4PK1170 4PK1180 4PK920	PS, ⇨08/2005 ALT, (AC), 06/2003⇨, ⇨08/2005 ALT, (AC), ⇨06/2003 ALT, (AC), ⇨08/2005
YARIS (SCP9_, NSP9_, KSP9_, NCP9_, ZSP9_) 1.0 VVT-i	01/06-	1KR-FE	51	998	6PK1210 6PK875	ALT, (AC) ALT, (AC)
1.3 VVT-i	01/06-	2SZ-FE	64	1298	6PK1760 6PK1767 6PK780	ALT, MTR-CODE: 2SZ-FE ALT, (AC), MTR-CODE: 2SZ-FE ALT, (AC)
1.33 VVT-i	03/09-	1NR-FE	74	1329	6PK1400	ALT





ContiTech

**TOYOTA****YARIS (SCP9_, NSP9_, KSP9_, NCP9_, ZSP9_)**

↩ 1.4 D-4D	01/06-	1ND-TV	66	1364	∞	6PK1185	ALT, (MANL AC), 11/2008⇨, MTR-CODE: 1ND-TV
					∞	6PK1185	ALT, (AUTOM-AC), 03/2009⇨, MTR-CODE: 1ND-TV
					∞	6PK1244	ALT, (MANL AC), 11/2005⇨, ⇨11/2008, MTR-CODE: 1ND-TV
					∞	6PK923	ALT, (AC), 11/2008⇨, MTR-CODE: 1ND-TV
					∞	6PK970	ALT, (AC), 11/2005⇨, ⇨11/2008, MTR-CODE: 1ND-TV
1.5	11/05-	1NZ-FE	80	1497	∞	4PK1180	ALT, (AC)
					∞	4PK925	ALT, (AC)
1.8 VVTi	01/07-	2ZR-FE	98	1798	∞	6PK915	ALT, (AC)

YARIS VERSO (NLP2_, NCP2_)

1.3	11/99-09/05	2NZ-FE	62-63	1299	∞	3PK850	PS
					∞	4PK1170	ALT, (AC), ⇨09/2005, OE-NO 90916-02569
					∞	4PK1180	ALT, (AC), ⇨09/2005
					∞	4PK920	ALT, (AC)
1.4 D-4D	12/01-09/05	1ND-TV	55	1364	∞	3PK850	OILP
					∞	5PK1190	ALT, (AC)
					∞	5PK930	ALT, (AC)
1.5	03/00-09/05	1NZ-FE	78	1497	∞	3PK850	PS
					∞	4PK1180	ALT, (AC)
					∞	4PK920	ALT, (AC)
	05/03-09/05	1NZ-FE	77	1497	∞	4PK1170	ALT, (AC), ⇨09/2005
					∞	4PK1180	ALT, (AC), ⇨06/2003
					∞	4PK920	ALT, (AC), ⇨09/2005

TRABANT

1.1							
1.1	05/90-12/91	4VO5,9/7,5GRF	30	1043	∞	AVX10X685	ALT
					🏠	CT633	CA
P 601							
0.6	01/66-04/90	P65/66, P63/64	19	594	∞	AVX10X1000	DYN, 01/1970⇨
					∞	AVX13X1025	DYN, ⇨01/1970

TRIUMPH

ACCLAIM							
1.3	01/82-12/85	EJ	51	1335	∞	AVX10X950	ALT
					🏠	CT669	CA
DOLOMITE							
1300	01/77-12/81		43	1296	∞	AVX10X1100	ALT
1500 HL	01/77-12/81		53	1493	∞	AVX10X1100	ALT
1850 HL	01/77-12/81	WF	68	1854	∞	AVX10X950	ALT, FAN
Sprint	06/73-12/81		95	1998	∞	AVX10X950	ALT, FAN
TR 7							
2.0	01/76-12/81	CG2	78	1998	∞	AVX10X900	ALT
					∞	AVX13X925	AC

VAUXHALL

AGILA Mk I (A)							
1.0 12V	09/00-08/05	Z10XE	43	973	∞	5PK1230	ALT, WP
					∞	5PK1355	ALT, WP, AC
	02/00-11/06	Z10XEP	44	998	∞	5PK1230	ALT
					∞	5PK1355	ALT, AC
1.2 16V	09/00-03/08	Z12XE	55	1199	∞	5PK1230	ALT, WP
					∞	5PK1355	ALT, WP, AC
1.2 16V Twinport	07/04-11/06	Z12XEP	59	1229	∞	5PK1230	ALT, (AC)
					∞	5PK1355	ALT, (AC)
AGILA Mk II (B)							
1.3 CDTI	01/08-	Z13DTJ, D13A	55	1248	∞	6PK1180	ALT, (AC)
					∞	6PK1318	ALT, (AC)
ANTARA (J26, H26)							
2.0 CDTI	08/06-	Z20DMH	110	1991	∞	6PK2065	ALT
					🏠	CT1121	CA
					🏠	CT1121K1	CA





VAUXHALL							
ANTARA (J26, H26)							
↔ 3.2 V6	11/06-	10HM, Z32SED	167	3195	∞	6PK2404	ALT
ARENA							
1.9 D	03/98-08/01	F8Q606, F8Q600	44	1870	∞	6PK1138	ALT
					▲▲▲	CT935	CA
					▲▲▲	CT935K1	CA
					▲▲▲	CT935K2	CA
2.5 D	03/98-08/01	S8U758, S8U780, S8U782	55	2499	▲▲▲	CT1038	CA
					▲▲▲	CT1038K1	CA
ASTRA							
1.2 S	02/82-08/84	12S	44	1196	∞	AVX10X875	ALT, 07/1982↔, ENGINE: OHC
					∞	AVX10X950	ALT
1.3 S	09/79-08/84	13S	55	1297	∞	AVX10X875	ALT
					▲▲▲	CT504	CA
1.6 D	03/82-08/86	16D	40	1598	∞	AVX10X913	ALT
					▲▲▲	CT529	CA
					▲▲▲	CT529K1	CA
1.6 S	09/81-08/86	16S, 16SH	66	1598	∞	AVX10X888	ALT
					▲▲▲	CT720	CA
					▲▲▲	CT720WP1	CA, CH-NO 14391115, 12387790↔
1.8 GTE	03/83-08/86	18E	85	1796	∞	AVX10X888	ALT
					▲▲▲	CT720	CA
ASTRA Mk II							
1.2	09/84-08/91	12S	44	1196	∞	AVX10X763	PS
					∞	AVX10X950	ALT
1.3	09/84-08/91	13S	55	1297	∞	AVX10X875	ALT
					▲▲▲	CT504	CA
1.4 i	01/90-12/91	C14NZ	44	1389	∞	AVX10X913	ALT
					▲▲▲	CT874	CA
					▲▲▲	CT874K1	CA, MTR-NO 19311739↔
					▲▲▲	CT874WP2	CA, MTR-NO 19311739↔, CH-NO 19311738↔, 02J22350↔
1.4 S	01/90-08/91	14NV	55	1389	∞	AVX10X875	ALT
					∞	5PK975	ALT, PS
					▲▲▲	CT558	CA, ↔MTR-NO 02J22349, 19307805
					▲▲▲	CT874	CA, MTR-NO 19307806↔
					▲▲▲	CT874K1	CA, MTR-NO 19307806↔
					▲▲▲	CT558WP1	CA, ↔MTR-NO 02J22349, 19307805
					▲▲▲	CT874WP2	CA, MTR-NO 19307806↔
1.5 DT	01/87-08/91	15DT, 15DT (T4EC1)	49-53	1499	∞	AVX10X950	PS
					∞	AVX13X925	ALT
					▲▲▲	CT748	CA
					▲▲▲	CT748K4	CA, ENGINE: Isuzu
1.6	09/84-08/91	16SV	60	1598	∞	AVX10X913	ALT, ↔MTR-NO H2517837
					∞	AVX10X925	ALT, MTR-NO H2517838↔
					∞	5PK1010	ALT, PS
					∞	5PK975	ALT, PS
					▲▲▲	CT558	CA, ↔MTR-NO 02J22349
					▲▲▲	CT874	CA, MTR-NO 02J22350↔
					▲▲▲	CT874K1	CA, MTR-NO 02J22350↔
					▲▲▲	CT558WP1	CA, ↔MTR-NO 02J22349
					▲▲▲	CT874WP2	CA, MTR-NO 02J22350↔
	09/85-08/91	16SH	66	1598	∞	AVX10X888	ALT
					▲▲▲	CT720	CA
					▲▲▲	CT720WP1	CA, CH-NO 14391115, 12387790↔
1.6 D	09/84-08/91	16DA	40	1598	∞	AVX10X763	PS, ↔MTR-NO (14/25)503744, (14/25)478630, (AUTOM)
					∞	AVX10X813	PS, MTR-NO (14/25)503745↔, (14/25)478631↔, (MANL)
					∞	AVX10X913	ALT
					▲▲▲	CT529	CA, (MANL), ↔MTR-NO 14498630
					▲▲▲	CT529	(AUTOM), ↔MTR-NO 14503756

VAUXHALL





VAUXHALL

ASTRA Mk II

					CT540 CT540 CT540K1 CT540K1 CT540WP1 CT540WP1	(AUTOM), MTR-NO 14503757⇨ CA, (MANL), MTR-NO 14498631⇨ (AUTOM), MTR-NO 14503757⇨ CA, (MANL), MTR-NO 14498631⇨ (AUTOM), MTR-NO 14503757⇨ CA, (MANL), MTR-NO 14498631⇨
1.6 i	01/87-12/91	16SV	60	1598	AVX10X913 AVX10X925 5PK1010 5PK975 CT874 CT874K1 CT874WP2	ALT, ⇨MTR-NO H2517837 ALT, MTR-NO H2517838⇨ ALT, PS ALT, PS CA, 10/1986⇨ CA, 10/1986⇨ CA, 10/1986⇨, CH-NO 19307806⇨, 02J22350⇨
	01/91-08/93	E16NZ	55	1598	AVX10X913 6PK1460 6PK1800 CT874 CT874K1 CT874WP2	ALT ALT, PS ALT, PS, AC CA CA CA, CH-NO 02122350⇨
1.6 i KAT	10/87-02/93	C16NZ, C16LZ	55	1598	AVX10X913 AVX10X925 5PK985 6PK1460 6PK1800 CT874 CT874K1 CT874WP2	ALT, ⇨CH-NO S2500015, R5999999, R8999999 ALT, CH-NO S2500015⇨, R5999999⇨, R8999999⇨ ALT, PS, ⇨08/1992 ALT, PS, 09/1992⇨ ALT, PS, AC CA CA CA, CH-NO 02122350⇨
1.7 D	01/89-12/91	17D, 17DR	42	1699	AVX10X813 AVX10X925 CT540 CT871 CT540K1 CT871K2 CT540WP1	PS ALT CA, MTR-CODE: 17D, ⇨MTR-NO 14363650 CA, MTR-CODE: 17DR, MTR-NO 14363651⇨ CA, MTR-CODE: 17D, ⇨MTR-NO 14363650 CA, ENGINE: Opel CA, MTR-CODE: 17D, ⇨MTR-NO 14363650
1.8, 1.8 GTE, 1.8 i	09/84-08/91	18E, 18SE	82-85	1796	AVX10X888 CT720 CT720WP1	ALT CA CA, CH-NO 14237770, 14056061⇨
2.0 GTE	09/86-08/91	20SEH	95	1998	AVX10X800 AVX10X925 CT720 CT720WP1	PS ALT CA CA
2.0 GTE 16V	05/88-08/91	20XE	115	1998	AVX10X788 AVX10X913 AVX13X875 CT724 CT724K1	PS ALT AC CA CA
2.0 i KAT	01/91-08/93	C20NE	85	1998	AVX10X788 AVX10X925 6PK1725 6PK1900 CT866 CT866K1	PS, ⇨08/1992 ALT, (-AC) ALT, PS, (-AC), 09/1992⇨ ALT, PS, AC CA CA, MTR-NO 14608701⇨
ASTRA Mk III (F)						
1.4 i	09/91-09/98	C14NZ	44	1389	AVX10X913 AVX10X925 5PK985 6PK1460 6PK1800 CT874	ALT, ⇨CH-NO S2500015, R5999999, R8999999 ALT, CH-NO S2500015⇨, R5999999⇨, R8999999⇨ ALT, PS, ⇨08/1992 ALT, PS, 09/1992⇨ ALT, PS, AC CA





VAUXHALL

ASTRA Mk III (F)

					CT874K1 CT874WP2	CA CA, MTR-NO 19311739⇒
	03/91-03/01	C14SE	60	1389	AVX10X913 AVX10X925 5PK985 6PK1460 6PK1800 CT874 CT874K1 CT874WP2	ALT, ⇒CH-NO S2500015, R5999999, R8999999 ALT, CH-NO S2500015⇒, R5999999⇒, R8999999⇒ ALT, PS, ⇒08/1992 ALT, PS, 09/1992⇒ ALT, PS, AC CA CA CA, ⇒MTR-NO 14254439
1.4 i 16V	01/96-03/01	X14XE	66	1389	6PK1530 6PK1800 6PK894 AP9003 CT873 CT873K1 CT873WP4	ALT, (PS), (-AC) ALT, (PS), (-AC) ALT, (-PS), (-AC) ALT, (Bosch), FOR ALT: 120A, OE-NO 9195336, CH-NO C 12257453⇒ CA CA CA
1.4 S	09/91-02/98	14NV	55	1389	AVX10X875 AVX10X913 CT558 CT874 CT874K1 CT558WP1 CT874WP2	ALT, OE-NO 90006259, 90169081 ALT, OE-NO 90183440, 90351803 CA, ⇒MTR-NO 19307805, 02J22349 CA, MTR-NO 19307806⇒, 02J22350⇒ CA, MTR-NO 19307806⇒, 02J22350⇒ CA, ⇒MTR-NO 19307805, 02J22349 CA, MTR-NO 19307806⇒, 02J22350⇒
1.6 i, 1.6 Si	09/91-03/01	C16NZ, C16SE, X16SZ, E16NZ, X16SZR, X16SZ	52-74	1598	AVX10X913 AVX10X925 5PK985 6PK1460 6PK1800 CT874 CT874K1 CT874WP2	ALT, ⇒CH-NO S2500015, R5999999, R8999999 ALT, CH-NO S2500015⇒, R5999999⇒, R8999999⇒ ALT, PS, ⇒08/1992 ALT, PS, 09/1992⇒ ALT, PS, AC CA CA CA, MTR-NO 02122350⇒
1.6 i 16V	01/94-09/98	X16XEL	74	1598	AVX10X913 AVX10X925 6PK1530 6PK1800 CT873 CT873K1 CT873WP4	ALT, (PS), (-AC), ⇒CH-NO S2500015, R5999999, R8999999 ALT, (PS), (-AC), CH-NO S2500015⇒, R5999999⇒, R8999999⇒ ALT, (PS), (-AC) ALT, (PS), (AC) CA CA CA
1.7 D	03/91-09/98	17DR	44	1699	AVX10X813 AVX10X825 AVX10X875 AVX10X913 CT540 CT871 CT871K2	PS, (MANL) PS, (AUTOM) AC ALT CA, ⇒MTR-NO (14/25)363651 CA, MTR-NO (14/25)363652⇒ CA, ENGINE: Opel
	12/91-02/98	17D	42	1699	AVX10X813 AVX10X925 CT540 CT871 CT540K1 CT540WP1	PS ALT CA, ⇒12/1992, ⇒MTR-NO 14363651 CA, 01/1993⇒, MTR-NO 14363652⇒ CA, ENGINE: Opel, ⇒MTR-NO 14363651 CA, ENGINE: Opel, ⇒MTR-NO 14363651
1.7 TD	01/94-09/98	X17DTL	50	1700	AVX10X813 AVX10X925 CT871 CT871K2	PS ALT CA CA, ENGINE: Opel



VAUXHALL

ASTRA Mk III (F)

	12/91-09/98	17DT (TC4EE1)	60	1686	AVX10X950 AVX13X915 AVX13X925 CT748 CT748K5 CT748K6	PS ALT, AC ALT CA CA, ⇨MTR-NO 855 805, ENGINE: Isuzu CA, MTR-NO 855 806⇨, ENGINE: Isuzu
1.8 16V, 1.8 i 16V	06/93-03/01	C18XE, C18XEL, X18XE	85-92	1796-1799	AVX10X925 6PK1725 6PK1900 CT870 CT870K1 CT870WP2	ALT, (-PS), (-AC) ALT, PS, (-AC) ALT, PS, AC CA CA CA
1.8 i	09/91-09/98	C18NZ	66	1796	AVX10X800 AVX10X925 AVX10X925 6PK1725 6PK1900 CT720 CT866 CT866K1 CT720WP1	PS, ⇨08/1992 ALT, PS, ⇨08/1992 ALT, ⇨08/1992 ALT, PS, 09/1992⇨ ALT, PS, AC CA, ⇨MTR-NO (14/25)254438, ⇨12/1992 CA, MTR-NO (14/25)254439⇨, 01/1993⇨ CA, MTR-NO 14142839⇨ CA, ⇨MTR-NO 14254438, ⇨12/1992
2.0 i	09/91-09/98	C20NE	85	1998	AVX10X788 AVX10X925 AVX10X925 6PK1725 6PK1900 CT720 CT866 CT866K1 CT720WP1	PS, ⇨08/1992 ALT, PS, ⇨08/1992 ALT, ⇨08/1992 ALT, PS, 09/1992⇨ ALT, PS, AC CA, ⇨MTR-NO (14/25)608700, ⇨12/1992 CA, MTR-NO (14/25)608701⇨, 01/1993⇨ CA, MTR-NO 14608701⇨ CA, ⇨MTR-NO 14608700, ⇨12/1992
2.0 i 16V	01/94-09/98	X20XEV	100	1998	6PK1725 6PK1900 CT870 CT870K1 CT870WP2	ALT ALT, AC CA CA CA
	09/91-02/98	C20XE	110	1998	AVX10X788 AVX10X925 6PK1725 6PK1900 CT724 CT871 CT724K1 CT871K1	PS, ⇨08/1992 ALT, ⇨08/1992 ALT, 09/1992⇨ ALT, AC CA, ⇨MTR-NO (14/25)142838, ⇨12/1992 CA, MTR-NO (14/25)142839⇨, 01/1993⇨ CA, ⇨MTR-NO 14142838 CA, MTR-NO 14142839⇨

ASTRA Mk IV (G)

1.2 16V	02/98-05/05	X12XE, Z12XE	48-55	1199	5PK1230 5PK1360	ALT ALT, AC
1.4 16V	02/98-05/05	X14XE, Z14XE	66	1389	5PK1212 5PK940 AP9003	ALT, (AC) ALT, (AC) ALT, (Bosch), FOR ALT: 120A, OE-NO 9195336, CH-NO C 12257453⇨
					CT975 CT975K2 CT975K3 CT975WP1 CT975WP3	CA CA, ⇨MTR-NO 02HL5117, 20041690 CA, MTR-NO 02HL5118⇨, 20041691⇨ CA, MTR-NO 02MV7225⇨, 20U75999⇨ CA, MTR-NO 02HL5118⇨, 20041691⇨, ⇨MTR-NO 02MV7224, 20U75998
					CT975WP6	CA, ⇨MTR-NO 02HL5117, 20041690
					5PK1212 5PK940 AP9003	ALT, AC ALT ALT, (Bosch), FOR ALT: 120A, OE-NO 9195336, CH-





VAUXHALL

ASTRA Mk IV (G)

					CT874 CT874K1 CT874WP2	NO C 15257664⇨ CA CA CA
	03/98-05/05	Z16SE	62	1598	5PK1212 5PK940 AP9003 CT874 CT874K1 CT874WP1 CT874WP2	ALT, AC ALT ALT, (Bosch), FOR ALT: 120A, OE-NO 9195336 CA CA CA, MTR-NO 02MZ5254⇨, 20U75999⇨ CA, ⇨MTR-NO 02MZ5253, 20U75998
1.6 16V, 1.6 16V, 1.6 Dualfuel	02/98-10/05	C16SEL, X16XEL, Z16XE, Z16XEP	63-74	1598	5PK1212 5PK940 AP9003 AP9003 CT975 CT975K2 CT975K3 CT975WP1 CT975WP3 CT975WP6	ALT, (AC) ALT, (AC) ALT, (Bosch), FOR ALT: 120A, OE-NO 9195336, MTR-CODE: X 16 XEL, CH-NO C 4G000001⇨ ALT, (Bosch), FOR ALT: 120A, OE-NO 9195336, MTR-CODE: Z 16 XE CA CA, ⇨MTR-NO 02HL5117, 20041690 CA, MTR-NO 02HL5118⇨, 20041691⇨ CA, MTR-NO 02MV7225⇨, 20U75999⇨ CA, MTR-NO 02HL5118⇨, 20041691⇨, ⇨MTR-NO 02MV7224, 20U75998 CA, ⇨MTR-NO 02HL5117, 20041690
1.7 CDTI 16V	04/03-05/05	Z17DTL	59	1686	6PK1275 6PK1623 6PK1275D1 6PK1623D1 AP9044 AP9044 VD1068 MS31 CT1078 CT1078K1	ALT, (AC) ALT, AC ALT, (AC), MTR-NO 0614509⇨ ALT, AC, MTR-NO 0614509⇨ ALT, (Delco Remy), FOR ALT: 100A, OE-NO 97369507, 97369508, FOR ALT: 110A, OE-NO 93175799, 93175944, 97189113, 97363833, 98056440 ALT, (Hitachi), FOR ALT: 100A, OE-NO 97355198, FOR ALT: 110A, OE-NO 97363832, 98056439 MTR-NO 0614509⇨ ONLY WITH VD1068 CA CA
1.7 DTI 16V	02/00-05/05	Y17DT	55	1686	6PK1250 6PK1590 CT1014 CT1014K2 CT1014K3	ALT, (AC) ALT, (AC) CA CA, MTR-NO 328705⇨ CA, ⇨MTR-NO 328704
1.7 TD	02/98-08/00	X17DTL	50	1700	AVX10X925 4PK885 CT871 CT871K2	ALT AC CA CA, ENGINE: Opel
1.8 16V, 1.8 16V Dualfuel	02/98-10/05	X18XE1, Z18XE	85-92	1796	5PK1212 5PK940 AP9003 CT975 CT975K2 CT975K3 CT975WP2 CT975WP5	ALT, (AC) ALT, (AC) ALT, (Bosch), FOR ALT: 120A, OE-NO 9195336 CA CA, ⇨MTR-NO 02HL5117, 20041690 CA, MTR-NO 02HL5118⇨, 20041691⇨ CA, MTR-NO 02HL5118⇨, 20041691⇨ CA, ⇨MTR-NO 02HL5117, 20041690
2.0	10/99-08/00	X20XER	118	1998	AP9003	ALT, (Bosch), FOR ALT: 120A, OE-NO 9195336
2.0 16V	02/98-05/05	X20XEV	100	1998	5PK1680 5PK940 AP9003 CT1023 CT1023K1	ALT, AC ALT ALT, (Bosch), FOR ALT: 120A, OE-NO 9195336 CA CA



VAUXHALL

ASTRA Mk IV (G)

↔ 2.0 DI	02/98-05/05	X20DTL, Y20DTL	60	1995	6PK1800 6PK1873 VD1031 MS03	ALT, PS ALT, AC ONLY WITH VD1031
2.0 DTI 16V	03/98-07/04	X20DTH, Y20DTH	74	1995	VD1031 MS03	ONLY WITH VD1031
2.0, 2.0 SRI Turbo, 2.0 Turbo	03/02-07/06	Z20LET	141-147	1998	5PK1680 CT1023 CT1023K2	ALT, AC CA CA, ↔ 12/2003
2.2 16V	03/01-10/05	Z22SE	108	2198	5PK1030 5PK880	ALT, (AC) ALT, (AC)

ASTRA Mk IV (G) (F67)

1.8 16V	03/00-08/05	X18XE1, Z18XEL	85-92	1796	5PK1212 5PK940 AP9003 CT975 CT975K2 CT975K3 CT975WP2 CT975WP5	ALT, (AC) ALT, (AC) ALT, (Bosch), FOR ALT: 120A, OE-NO 9195336 CA CA, ↔ MTR:NO 02HL5117, 20041690 CA, MTR:NO 02HL5118↔, 20041691↔ CA, MTR:NO 02HL5118↔, 20041691↔ CA, ↔ MTR:NO 02HL5117, 20041690
1.8 16V Dualfuel	09/02-08/05	Z18XE	87	1796	AP9003	ALT, (Bosch), FOR ALT: 120A, OE-NO 9195336
2.0, 2.0 16V Turbo	08/00-08/05	Z20LET	140-147	1998	5PK1680 CT1023 CT1023K2	ALT, AC CA CA, ↔ 12/2003
2.2 16V	03/00-08/05	Z22SE	108	2198	5PK1030 5PK880	ALT, (AC) ALT, (AC)

ASTRA Mk V (H) CC

1.3 CDTI	01/04-11/10	Z13DTH	66	1248	6PK1180 6PK1310 AP9035	ALT, (AC) ALT, (AC) ALT, (Valeo), FOR ALT: 70A, OE-NO 13117278, 13283343, FOR ALT: 100A, OE-NO 13117279, 13283344
1.4	01/04-05/09	Z14XEP	66	1364	5PK1230 5PK1355	ALT, (AC) ALT, AC
1.6, 1.6 i 16V	01/04-11/10	Z16LET, Z16XEP, Z16XER	77-132	1598	5PK1450 5PK1546 VD1106 CT1077 CT1077K1 CT1077WP1	ALT, (AC) ALT, (AC) ALT, (AC) CA CA CA
1.7 CDTI	01/04-11/10	A17DTJ, A17DTR, Z17DTJ, Z17DTR	81-92	1686	AP9044	ALT, (Delco Remy), FOR ALT: 100A, OE-NO 98031154, FOR ALT: 140A, OE-NO 98031155
	01/04-05/09	Z17DTL	59	1686	6PK1275 6PK1623 6PK1275D1 6PK1623D1 AP9044 AP9044 VD1068 MS31 CT1078 CT1078K1	ALT, (AC) ALT, AC ALT, (AC) ALT, AC ALT, (Delco Remy), FOR ALT: 100A, OE-NO 97369507, 97369508, FOR ALT: 110A, OE-NO 93175799, 93175944, 97189113, 97363833, 98056440 ALT, (Hitachi), FOR ALT: 100A, OE-NO 97355198, FOR ALT: 110A, OE-NO 97363832, 98056439 ONLY WITH VD1068 CA CA
	01/04-11/10	Z17DTH	74	1686	6PK1275 6PK1623 6PK1275D1 6PK1623D1 AP9044	ALT, (AC) ALT, (AC) ALT, (AC) ALT, (AC) ALT, (Delco Remy), FOR ALT: 100A, OE-NO





VAUXHALL

ASTRA Mk V (H) CC



					AP9044 VD1068 MS31 CT1078 CT1078K1	97369507, 97369508, FOR ALT: 110A, OE-NO 93175799, 93175944, 97189113, 97363833, 98056440 ALT, (Hitachi), FOR ALT: 100A, OE-NO 97355198, FOR ALT: 110A, OE-NO 97363832, 98056439 ONLY WITH VD1068 CA CA
1.8	02/05-11/10	Z18XE	92	1796	5PK1212 5PK940 AP9003 CT975 CT975K3 CT975WP2	ALT, (AC) ALT, (AC) ALT, (Bosch), FOR ALT: 120A, OE-NO 9195336 CA, MTR-CODE: Z18XE CA, MTR-CODE: Z18XE CA, MTR-CODE: Z18XE
	01/04-05/09	Z18XER, A18XER	103	1796	5PK1355 5PK1450 CT1077 CT1077K1 CT1077WP1	ALT, (AC) ALT, (AC) CA CA CA
1.9 CDTI	01/04-11/10	Z19DTH	110	1910	6PK1050 6PK1370 6PK1380 6PK1050D1 6PK1370D1 AP9017 AP9028 VD1065 VD1067 MS30 CT1105 CT1105K1 CT1105WP1	ALT, (AC) ALT, (AC), OE-NO 93 185 361 ALT, (AC), OE-NO 55 561 329 ALT, (AC), CH-NO 72156709⇨, 75189053⇨, 78104401⇨ ALT, (AC), CH-NO 72156709⇨, 75189053⇨, 78104401⇨, OE-NO 93 185 361 ALT, (Denso), FOR ALT: 100A, OE-NO 93180098, FOR ALT: 120A, OE-NO 93180102, FOR ALT: 130A, OE-NO 93180104 ALT, (Bosch), OE-NO 93191921, FOR ALT: 120A, OE-NO 93191922, FOR ALT: 140A ⇨CH-NO 72156708, 75189052, 78104400 CH-NO 72156709⇨, 75189053⇨, 78104401⇨, 8B000001⇨ ONLY WITH VD1067 CA, MTR-CODE: Z19DTH CA, MTR-CODE: Z19DTH CA, MTR-CODE: Z19DTH
	01/04-05/09	Z19DT	88	1910	6PK1050 6PK1370 6PK1380 AP9017 AP9028 VD1065 CT1106 CT1106K1 CT1106WP1	ALT, (AC) ALT, (AC), OE-NO 93 185 361 ALT, (AC), OE-NO 55 561 329 ALT, (Denso), FOR ALT: 100A, OE-NO 93180098, FOR ALT: 120A, OE-NO 93180102, FOR ALT: 130A, OE-NO 93180104 ALT, (Bosch), OE-NO 93191921, FOR ALT: 120A, OE-NO 93191922, FOR ALT: 140A ⇨CH-NO 5545149 CA, MTR-CODE: Z19DT CA, MTR-CODE: Z19DT CA, MTR-CODE: Z19DT
1.9 CDTi	08/04-11/10	Z19DTL	74	1910	6PK1050 6PK1370 6PK1380 AP9017 AP9028 CT1106 CT1106K1	ALT, (AC) ALT, (AC), OE-NO 93 185 361 ALT, (AC), OE-NO 55 561 329 ALT, (Denso), FOR ALT: 100A, OE-NO 93180098, FOR ALT: 120A, OE-NO 93180102, FOR ALT: 130A, OE-NO 93180104 ALT, (Bosch), OE-NO 93191921, FOR ALT: 120A, OE-NO 93191922, FOR ALT: 140A CA, MTR-CODE: Z19DTL CA, MTR-CODE: Z19DTL





VAUXHALL

ASTRA Mk V (H) CC

1.9 CDTI 16V	01/04-05/09	Z19DTJ	88	1910	CT1106WP1 6PK1050 6PK1370 6PK1380 AP9017 AP9028 VD1065 CT1105 CT1105K1 CT1105WP1	CA, MTR-CODE: Z19DTL ALT, (AC) ALT, (AC), OE-NO 93 185 361 ALT, (AC), OE-NO 55 561 329 ALT, (Denso), FOR ALT: 100A, OE-NO 93180098, FOR ALT: 120A, OE-NO 93180102, FOR ALT: 130A, OE-NO 93180104 ALT, (Bosch), OE-NO 93191921, FOR ALT: 120A, OE-NO 93191922, FOR ALT: 140A ⇨CH-NO 72156708, 75189052, 78104400 CA, MTR-CODE: Z19DTJ CA, MTR-CODE: Z19DTJ CA, MTR-CODE: Z19DTJ
2.0, 2.0 Turbo	01/04-11/10	Z20LEH, Z20LEL, Z20LER	125- 177	1998	5PK1680 CT1023 CT1023K3	ALT, AC, FOR ALT: 120A CA CA

ASTRAVAN Mk III (F)

1.4 i	01/91-10/94	C14NZ	44	1389	AVX10X913 6PK1460 6PK1800 CT874 CT874K1 CT874WP2	ALT ALT, PS ALT, PS, AC CA CA CA
1.6 i	01/91-08/98	C16NZ	55	1598	AVX10X913 AVX10X925 6PK1460 6PK1800 CT874 CT874K1 CT874WP2	ALT, ⇨07/1994 ALT, 08/1994⇨ ALT, PS ALT, PS, AC CA CA CA
	02/94-10/96	X16SZ	52	1598	AVX10X925 6PK1460 6PK1800 CT874 CT874K1 CT874WP2	ALT ALT, PS ALT, PS, AC CA CA CA
1.7 D	01/91-08/94	17DR	44	1699	AVX10X813 AVX10X825 AVX10X875 AVX10X925 CT540 CT871 CT871K2	PS, (MANL) PS, (AUTOM) AC ALT CA, ⇨MTR-NO (14/25)363651 CA, MTR-NO (14/25)363652⇨ CA, ENGINE: Opel
1.7 TD	01/94-08/98	X17DTL	50	1700	AVX10X813 AVX10X925 CT871 CT871K2	PS ALT CA CA, ENGINE: Opel

ASTRAVAN Mk IV (G)

1.6 i	08/98-09/00	X16SZR	55	1598	5PK1212 5PK940 AP9003 CT874 CT874K1 CT874WP2	ALT, AC ALT ALT, (Bosch), FOR ALT: 120A, OE-NO 9195336, CH- NO C 15257664⇨ CA CA CA
	09/00-08/06	Z16SE	62	1598	5PK1212 5PK940 AP9003 CT874 CT874K1 CT874WP1	ALT, AC ALT ALT, (Bosch), FOR ALT: 120A, OE-NO 9195336 CA CA CA, MTR-NO 02MZ5254⇨, 20U75999⇨





VAUXHALL

ASTRAVAN Mk IV (G)

1.7 CDTi	04/04-08/06	Z17DTL	59	1686	CT874WP2 6PK1275 6PK1623 6PK1275D1 6PK1623D1 AP9044 AP9044 VD1068 MS31 CT1078 CT1078K1	CA, ⇨MTR-NO 02MZ5253, 20U75998 ALT, (AC) ALT, AC ALT, (AC), MTR-NO 0614509⇨ ALT, AC, MTR-NO 0614509⇨ ALT, (Delco Remy), FOR ALT: 100A, OE-NO 97369507, 97369508, FOR ALT: 110A, OE-NO 93175799, 93175944, 97189113, 97363833, 98056440 ALT, (Hitachi), FOR ALT: 100A, OE-NO 97355198, FOR ALT: 110A, OE-NO 97363832, 98056439 MTR-NO 0614509⇨ ONLY WITH VD1068 CA CA
1.7 DTI 16V	04/01-08/06	Y17DT	55	1686	6PK1250 6PK1590 CT1014 CT1014K2 CT1014K3	ALT, (AC) ALT, (AC) CA CA, MTR-NO 328704⇨ CA, ⇨MTR-NO 328703
1.7 TD	08/98-08/06	X17DTL	50	1700	AVX10X925 4PK885 CT871 CT871K2	ALT AC CA CA, ENGINE: Opel
2.0 DI, 2.0 DTI	08/98-08/06	X20DTL, Y20DTH	60-74	1995	6PK1800 6PK1873	ALT, (AC) ALT, (AC)

ASTRAVAN Mk V (H)

1.3 CDTi	08/05-	Z13DTH	66	1248	AP9035	ALT, (Valeo), FOR ALT: 70A, OE-NO 13117278, 13283343, FOR ALT: 100A, OE-NO 13117279, 13283344
1.4 i	03/05-	Z14XEP	66	1364	5PK1230 5PK1355	ALT, (AC) ALT, AC
1.6	03/05-	Z16XEP, Z16XE1	76	1598	5PK1450 5PK1546 CT1077 CT1077K1 CT1077WP1	ALT, (AC) ALT, (AC) CA CA CA
1.7 CDTi	03/05-07/06	Z17DTL	59	1686	6PK1275 6PK1623 AP9044 AP9044 CT1078 CT1078K1	ALT, (AC) ALT, (AC) ALT, (Delco Remy), FOR ALT: 100A, OE-NO 97369507, 97369508, FOR ALT: 110A, OE-NO 93175799, 93175944, 97189113, 97363833, 98056440 ALT, (Hitachi), FOR ALT: 100A, OE-NO 97355198, FOR ALT: 110A, OE-NO 97363832, 98056439 CA CA
1.7 CDTi	03/05-11/11	Z17DTH	74	1686	AP9044 AP9044	ALT, (Delco Remy), FOR ALT: 100A, OE-NO 97369507, 97369508, FOR ALT: 110A, OE-NO 93175799, 93175944, 97189113, 97363833, 98056440 ALT, (Hitachi), FOR ALT: 100A, OE-NO 97355198, FOR ALT: 110A, OE-NO 97363832, 98056439
1.9 CDTi	03/05-11/11	Z19DT	88	1910	6PK1050 6PK1370 6PK1380 AP9017 AP9028	ALT, (AC) ALT, (AC), OE-NO 93 185 361 ALT, (AC), OE-NO 55 561 329 ALT, (Denso), FOR ALT: 100A, OE-NO 93180098, FOR ALT: 120A, OE-NO 93180102, FOR ALT: 130A, OE-NO 93180104 ALT, (Bosch), FOR ALT: 120A, OE-NO 93191921, FOR ALT: 140A, OE-NO 93191922





VAUXHALL

ASTRAVAN Mk V (H)



					CT1106 CT1106K1 CT1106WP1	CA, MTR-CODE: Z19DT CA, MTR-CODE: Z19DT CA, MTR-CODE: Z19DT
	Z19DTH		110	1910	6PK1050 6PK1370 6PK1380 6PK1050D1 6PK1370D1 AP9017 AP9028 VD1065 VD1067 MS30 CT1105 CT1105K1 CT1105WP1	ALT, (AC) ALT, (AC), OE-NO 93 185 361 ALT, (AC), OE-NO 55 561 329 ALT, (AC), CH-NO 72156709⇨, 75189053⇨, 78104401⇨ ALT, (AC), CH-NO 72156709⇨, 75189053⇨, 78104401⇨, OE-NO 93 185 361 ALT, (Denso), FOR ALT: 100A, OE-NO 93180098, FOR ALT: 120A, OE-NO 93180102, FOR ALT: 130A, OE-NO 93180104 ALT, (Bosch), FOR ALT: 120A, OE-NO 93191921, FOR ALT: 140A, OE-NO 93191922 ⇨CH-NO 72156708, 75189052, 78104400 CH-NO 72156709⇨, 75189053⇨, 78104401⇨, 8B000001⇨ ONLY WITH VD1067 CA, MTR-CODE: Z19DTH CA, MTR-CODE: Z19DTH CA, MTR-CODE: Z19DTH

BRAVA Pick-up

2.2 D, 2.2 D 4x4	08/91-09/96	C223	39	2238	AVX13X1500 CT612	PS CA
2.3 4x4	06/90-08/94	4ZD1	69	2255	AVX10X763 AVX13X1025 AVX13X875 CT716	AIRP PS ALT CA
2.5 D, 2.5 D 4x4, 2.5 TD, 2.5 TD 4x4	06/90-12/02	4JA1, 4JA1T	56	2499	17X1000Li AVX13X1375 CT508 CT508K1	ALT PS CA CA

CALIBRA

2.0 i 16V, 2.0 i 16V 4x4	06/90-07/97	X20XE	100	1998	AVX10X785 AVX10X913 AVX13X875 3PK690 6PK1725 6PK1900 CT870 CT870K1 CT870WP2	PS, ⇨12/1992 ALT, ⇨12/1992 AC, ⇨12/1992 PS, (AC), ⇨12/1992 ALT, PS, 01/1993⇨ ALT, PS, AC, 01/1993⇨ CA CA CA
	06/90-02/94	C20XE	110	1998	AVX10X785 AVX10X913 AVX13X875 3PK690 6PK1725 6PK1900 CT724 CT871 CT724K1 CT871K1	PS, ⇨12/1992 ALT, ⇨12/1992 AC, ⇨12/1992 PS, (AC), ⇨12/1992 ALT, PS, 01/1993⇨ ALT, PS, AC, 01/1993⇨ CA, ⇨MTR-NO 14142838 CA, MTR-NO 14142839⇨ CA, ⇨MTR-NO 14142838 CA, MTR-NO 14142839⇨
2.0 i, 2.0 i 4x4	06/90-07/97	C20NE	85	1998	AVX10X1000 AVX10X800 AVX10X925 AVX13X875 3PK690 6PK1725 6PK1900 CT720	ALT, FOR ALT: 90A, ⇨12/1992 PS, ⇨12/1992 ALT, FOR ALT: 70A, ⇨12/1992 AC, ⇨12/1992 PS, (AC), ⇨12/1992 ALT, PS, 01/1993⇨ ALT, PS, AC, 01/1993⇨ CA, ⇨MTR-NO 14608700





VAUXHALL

CALIBRA

					CT866 CT866K1 CT720WP1	CA, MTR-NO 14608701⇔ CA, MTR-NO 14608701⇔ CA, ⇔MTR-NO 14608700
2.0 i Turbo 4x4	03/92-07/97	C20LET	150	1998	AVX10X1000 AVX10X800 AVX10X925 AVX13X875 3PK690 6PK1725 6PK1900 CT724 CT871 CT724K1 CT871K1	ALT, FOR ALT: 90A PS ALT, FOR ALT: 70A AC PS, (AC) ALT, PS ALT, PS, AC CA, ⇔MTR-NO (14/25)002934 CA, MTR-NO (14/25)002935⇔ CA, ⇔MTR-NO 14002934 CA, MTR-NO 14002935⇔
2.5 i V6	04/93-07/97	X25XE, C25XE	125	2498	6PK1900 6PK2020 6PK2260 CT884 CT884K1	ALT, WP, PS ALT, WP, AC, PS, CH-NO S9001730⇔ ALT, WP, AC, PS, ⇔CH-NO S9001729 CA CA

CARLTON Mk II

1.8 S	12/82-08/86	18S	65	1796	AVX10X970 CT639 CT720	ALT DIS CA
2.0 S	10/78-08/86	C20NEJ	74	1998	AVX10X1000 AVX10X1025 AVX10X785 AVX10X800 AVX10X813 6PK1725 CT720 CT720WP1	ALT ALT, FOR ALT: 90A AC, (PS) PS AC ALT, PS CA CA, ⇔MTR-NO 14608700
2.2 i	11/84-08/86	22E	85	2197	AVX10X1075 AVX10X875 AVX10X888	PS, (AC) PS ALT
2.3 D	05/83-08/86	23D	52	2260	AVX10X1075 AVX10X800 AVX10X875 AVX10X900 AVX10X913	AC VACP PS ALT, ⇔CH-NO F1000188 ALT, CH-NO F1000189⇔

CARLTON Mk III

1.8	09/87-03/94	E18NVR	65	1796	AVX10X1000 AVX10X800 6PK1725 6PK1900 CT720 CT720WP1	ALT, ⇔08/1992 PS, ⇔08/1992 ALT, PS, 08/1992⇔ ALT, PS, AC, 08/1992⇔ CA CA
1.8 i	09/86-03/94	18SEH	85	1796	AVX10X1000 AVX10X800 CT720 CT866 CT720WP1	ALT PS CA, ⇔12/1992 CA, 01/1993⇔ CA, ⇔12/1992
1.8 N	09/86-08/87	18NV	60	1796	AVX10X825 AVX10X960 AVX10X975 CT639 CT720 CT720WP1	PS ALT, (CAT) ALT DIS CA CA
1.8 S	09/86-03/94	18SV	66	1796	AVX10X1000 AVX10X800 CT720 CT720WP1	ALT PS CA CA



VAUXHALL

CARLTON Mk III

↔ 2.0	09/86-03/94	C20NE	85	1998	AVX10X1000 AVX10X1025 AVX10X788 AVX10X800 AVX10X813 CT720 CT866 CT866K1 CT720WP1	ALT ALT, FOR ALT: 90A AC, (PS) PS AC CA, ⇨MTR:NO (14/25)608700 CA, MTR:NO (14/25)608701⇨ CA, MTR:NO 14608701⇨ CA, ⇨MTR:NO 14608700
2.0 i	09/86-03/94	20SE	90	1998	AVX10X1000 AVX10X1025 AVX10X785 AVX10X800 AVX10X813 6PK1725 6PK1900 CT720 CT866K1 CT720WP1	ALT, ⇨08/1992 ALT, FOR ALT: 90A, ⇨08/1992 AC, ⇨08/1992, (PS) PS, ⇨08/1992 AC, ⇨08/1992 ALT, PS, 08/1992⇨ ALT, PS, AC, 08/1992⇨ CA CA, MTR:NO 14608701⇨ CA, ⇨MTR:NO 14608700
2.0, 2.0 i	09/90-03/94	C20NEF, C20NEJ	73-74	1998	AVX10X1000 AVX10X1025 AVX10X788 AVX10X800 AVX10X813 CT720 CT866 CT720WP1	ALT ALT, FOR ALT: 90A AC, (PS) PS AC CA, ⇨MTR:NO (14/25)608700 CA, MTR:NO (14/25)608701⇨ CA, ⇨MTR:NO 14608700
2.2 TD	09/86-08/88	23YDT	66	2260	AVX10X813 AVX10X888 AVX10X900 AVX10X913 AVX10X960	PS AC ALT, CH:NO K1000099⇨ ALT, ⇨CH:NO K1000098 PS, (AC)
2.3 D, 2.3 TD Interc.	09/86-03/94	23DTR, 23YD	54-74	2260	AVX10X813 AVX10X888 AVX10X900 AVX10X913 AVX10X960	PS AC ALT, CH:NO K1000099⇨ ALT, ⇨CH:NO K1000098 PS, (AC)
2.4 i	09/88-03/94	C24NE	92	2410	AVX10X813 AVX10X888 AVX10X888 AVX10X960	PS ALT AC PS, (AC)
2.6 i	09/90-03/94	C26NE	110	2594	6PK1460 6PK2230 6PK2260	ALT ALT, AC, ⇨MTR:NO 01032426 ALT, AC, MTR:NO 03032427⇨
3.0	03/87-03/94	C30NE	130	2969	AVX10X813 AVX10X888 AVX10X888 AVX10X960 6PK1460 6PK2230 6PK2260	PS AC ALT, ⇨CH:NO M1000000 PS, (AC) ALT, CH:NO M1000001⇨ ALT, AC, ⇨MTR:NO 01039674 ALT, AC, MTR:NO 01039675⇨
3.0 24V	09/89-03/94	C30SEJ	147	2969	6PK1460 6PK2230 6PK2260 6PK2271	ALT ALT, PS, AC, FOR ALT: 120A, ⇨MTR:NO 01024729 ALT, PS, AC, FOR ALT: 120A, MTR:NO 01024730⇨ ALT, PS, AC
3.0 3000	03/87-09/90	30NE	130	2969	AVX10X813 AVX10X888 AVX10X888 AVX10X960 6PK1460 6PK2225	PS, ⇨CH:NO M1000000 ALT, ⇨CH:NO M1000000 AC, ⇨CH:NO M1000000 PS, ⇨CH:NO M1000000, (AC) ALT, CH:NO M1000001⇨ ALT, AC, CH:NO M1000001⇨, ⇨MTR:NO





VAUXHALL						
CARLTON Mk III						
					∞ 6PK2260	01039674 ALT, AC, CH-NO M1000001⇔, MTR-NO 01039675⇔
3.0 3000 24V	09/89-03/94	C30SE	150	2969	∞ 6PK1460 ∞ 6PK1900 ∞ 6PK2260	ALT, ⇔12/1993 ALT, PS, 01/1993⇔ ALT, PS, AC, 01/1993⇔
3000 24V	09/89-03/94	C30SEJ	147	2969	∞ 6PK1460 ∞ 6PK2230 ∞ 6PK2260 ∞ 6PK2271	ALT ALT, PS, AC, FOR ALT: 120A, ⇔MTR-NO 01024729 ALT, PS, AC, FOR ALT: 120A, MTR-NO 01024730⇔ ALT, PS, AC
3000, 3000 KAT	03/87-03/94	C30LE, C30NE	115-13	2969	∞ AVX10X813 ∞ AVX10X888 ∞ AVX10X888 ∞ AVX10X960 ∞ 6PK1460 ∞ 6PK2230 ∞ 6PK2260	PS AC ALT, ⇔CH-NO M1000000 PS, (AC) ALT, CH-NO M1000001⇔ ALT, AC, ⇔MTR-NO 01039674 ALT, AC, MTR-NO 01039675⇔
CAVALIER						
1.6 N	08/75-08/81	16N (CIH)	44	1584	∞ AVX10X888 ∞ AVX10X900	ALT ALT
1.6 S	08/75-08/81	16SCIH	55	1584	∞ AVX10X888	ALT
1300	08/77-08/81	13N	44	1297	∞ AVX10X940 ∞ AVX10X950	ALT, OE-NO 91039703 ALT, OE-NO 8851716
2.0 S	01/78-08/81	20S	74	1979	∞ AVX10X900	ALT
CAVALIER Mk II						
1.3 N	09/81-08/88	13N	44	1297	∞ AVX10X950 ∞ AVX10X950 CT504	ALT FAN CA
1.3 S	09/81-08/88	13S	55	1297	∞ AVX10X875 CT504	ALT CA
1.6 D	03/82-08/88	16D	40	1598	∞ AVX10X850 ∞ AVX10X913 CT529 CT540 CT529K1 CT540K1 CT540WP1	PS ALT CA, MTR-CODE: 16D CA, MTR-CODE: 16DA CA, MTR-CODE: 16D CA, MTR-CODE: 16DA CA, MTR-CODE: 16DA
		16DA	40	1598	∞ AVX10X850 ∞ AVX10X913 CT540 CT540K1 CT540WP1	ALT ALT CA, MTR-CODE: 16DA CA, MTR-CODE: 16DA CA, MTR-CODE: 16DA
1.6 i	08/86-08/88	E16NZ	55	1598	∞ AVX10X850 ∞ AVX10X913 CT558 CT874 CT558WP1	PS ALT CA, ⇔MTR-NO 02J22349 CA, MTR-NO 02J22350⇔ CA, ⇔MTR-NO 02J22349
1.6 i KAT	08/86-08/88	C16NZ, C16LZ	55	1598	∞ AVX10X850 ∞ AVX10X913 CT558 CT558WP1	PS ALT CA CA
1.6 N	09/81-08/88	16N	55	1598	∞ AVX10X850 ∞ AVX10X913 CT720	PS ALT CA
1.6, 1.6 S	09/81-08/88	16SH	66	1598	∞ AVX10X850 ∞ AVX10X888 CT720	PS ALT CA
1.8	08/86-08/88	E18NV	62	1796	∞ AVX10X850 ∞ AVX10X925 CT720	PS ALT CA
1.8 i	09/81-08/88	18SE	82	1796	∞ AVX10X888	ALT

VAUXHALL



VAUXHALL

CAVALIER Mk II

1.8 i, 1.8 i KAT	09/81-08/88	18E, 18SE, C18NE	74-85	1796	CT720 CA AVX10X850 PS AVX10X888 ALT CT720 CA
1600D	03/82-08/88	16D, 16DA	40	1598	AVX10X850 PS AVX10X913 ALT CT529 CA, MTR-CODE: 16D CT540 CA, MTR-CODE: 16DA CT529K1 CA, MTR-CODE: 16D CT540K1 CA, MTR-CODE: 16DA CT540WP1 CA, MTR-CODE: 16DA
2.0 i, 2.0 i KAT	09/86-08/88	20NE, C20NE	85	1998	AVX10X850 PS AVX10X925 ALT CT720 CA CT720WP1 CA
2.0 SRI 130	03/87-08/88	20SEH	95	1998	AVX10X1000 ALT AVX10X1025 ALT, FOR ALT: 90A AVX10X785 AC, (PS) AVX10X800 PS AVX10X813 AC CT720 CA CT720WP1 CA

CAVALIER Mk III

1.4 S	09/88-11/95	14NV	55	1389	AVX10X875 ALT, OE-NO 90006259, 90169081 AVX10X913 ALT, OE-NO 90183440, 90351803 CT558 CA, ⇨ MTR-NO 19307805, 02J22349 CT874 CA, MTR-NO 19307806⇨, 02J22350⇨ CT874K1 CA, MTR-NO 19307806⇨, 02J22350⇨ CT558WP1 CA, ⇨ MTR-NO 19307805, 02J22349 CT874WP2 CA, MTR-NO 19307806⇨, 02J22350⇨
1.6	09/88-05/93	16SV	60	1598	AVX10X913 ALT AVX13X875 AC, ⇨ 08/1992 5PK975 ALT, PS, ⇨ CH-NO M11693, M5178236 5PK990 ALT, PS, CH-NO M1169326⇨ 6PK1460 ALT, PS, 09/1992⇨ 6PK1800 ALT, PS, AC, 09/1992⇨ CT558 CA, ⇨ MTR-NO 02J22349 CT874 CA, MTR-NO 02J22350⇨ CT874K1 CA, MTR-NO 02J22350⇨ CT558WP1 CA, ⇨ MTR-NO 02J22349 CT874WP2 CA, MTR-NO 02J22350⇨
1.6 i	09/88-11/95	E16NZ, X16SZ	52-55	1598	AVX10X913 ALT, ⇨ CH-NO S2500015, R5999999, R8999999 AVX10X925 ALT, CH-NO S2500015⇨, R5999999⇨, R8999999⇨ 6PK1460 ALT, PS 6PK1800 ALT, PS, AC CT874 CA CT874K1 CA CT874WP2 CA, MTR-NO 02J22350⇨, 19307806⇨
1.7 D	07/92-11/95	17DR	44	1700	AVX10X813 PS, (MANL) AVX10X825 PS, (AUTOM) AVX10X875 AC AVX10X913 ALT CT540 CA, ⇨ MTR-NO (14/25)363651 CT871 CA, MTR-NO (14/25)363652⇨ CT871K2 CA, ENGINE: Opel
	09/88-09/92	17D	42	1699	AVX10X813 PS, (MANL) AVX10X825 PS, (AUTOM) AVX10X913 ALT AVX13X875 AC



VAUXHALL



VAUXHALL

CAVALIER Mk III

					CT540 CT871 CT540K1 CT540WP1	CA, ⇨MTR-NO (14/25)333430 CA, MTR-NO (14/25)333431⇨ CA, ENGINE: Opel, ⇨MTR-NO 14333430 CA, ENGINE: Opel, ⇨MTR-NO 14333430
1.7 TD	09/88-11/95	17DT (TC4EE1)	60	1686	AVX10X950 AVX13X875 AVX13X925 CT748 CT748K5 CT748K6	PS AC ALT CA CA, ⇨MTR-NO 551 390 CA, MTR-NO 551 391⇨
1.8, 1.8 i KAT	09/88-11/95	18SV, C18NZ	66	1796	AVX10X1000 AVX10X690 AVX10X800 AVX10X925 AVX10X940 AVX13X875 CT720 CT866 CT866K1 CT720WP1	ALT, FOR ALT: 90A, ⇨08/1990 PS, (AC) PS ALT, FOR ALT: 70A ALT, FOR ALT: 90A, 09/1990⇨ AC CA, ⇨MTR-NO (14/25)142838 CA, MTR-NO (14/25)142839⇨ CA, MTR-CODE: C18NZ, MTR-NO 14142839⇨ CA, MTR-CODE: C18NZ, ⇨MTR-NO 14142838
2.0 i	09/88-10/92	Z0NE	85	1998	AVX10X1000 AVX10X690 AVX10X800 AVX10X925 AVX10X940 AVX13X875 6PK1725 6PK1905 CT720 CT866 CT720WP1	ALT, FOR ALT: 90A, ⇨08/1990 PS, (AC) PS ALT, FOR ALT: 70A ALT, FOR ALT: 90A, 09/1990⇨ AC ALT, (AC), 09/1992⇨, CH-NO P...⇨ ALT, (AC), 09/1992⇨, CH-NO P...⇨ CA, ⇨MTR-NO (14/25)142838 CA, MTR-NO (14/25)142839⇨ CA, ⇨MTR-NO 14142838
2.0 i 16V, 2.0 i 16V 4x4	09/88-11/95	C20XE	110	1998	AVX10X1000 AVX10X690 AVX10X788 AVX10X913 AVX10X940 AVX13X875 6PK1725 6PK1900 CT724 CT871 CT724K1 CT871K1	ALT, FOR ALT: 90A, ⇨08/1990 PS, (AC), ⇨08/1992 PS, ⇨08/1992 ALT, FOR ALT: 70A, ⇨08/1992 ALT, FOR ALT: 90A, ⇨08/1992 AC, ⇨08/1992 ALT, PS, 09/1992⇨ ALT, PS, AC, 09/1992⇨ CA, ⇨MTR-NO (14/25)142838 CA, MTR-NO (14/25)142839⇨ CA, ⇨MTR-NO 14142838 CA, MTR-NO 14142839⇨
2.0 i 16V, 2.0 SRI 16V	09/93-11/95	X20XEV	100	1998	6PK1725 6PK1900 CT870 CT870K1 CT870WP2	ALT ALT, AC CA CA CA
2.0 i 4x4	09/88-09/92	Z0SEH	95	1998	AVX10X800 AVX10X925 CT720 CT720WP1	PS ALT CA CA, ⇨MTR-NO 14608700
2.0 i KAT	09/90-11/95	C20NE	85	1998	AVX10X788 AVX10X925 AVX10X925 6PK1725 6PK1900 CT720 CT866 CT866K1 CT720WP1	PS, ⇨08/1992 ALT, ⇨08/1992 ALT, (PS), ⇨08/1992 ALT, (PS), 09/1992⇨ ALT, PS, AC CA, ⇨MTR-NO (14/25)608700, ⇨12/1992 CA, MTR-NO (14/25)608701⇨, 01/1993⇨ CA, MTR-NO 14608701⇨ CA, ⇨MTR-NO 14608700, ⇨12/1992



VAUXHALL

CAVALIER Mk III

↔ 2.0 i Turbo 4x4	06/92-11/94	C20LET	150	1998	AVX10X1000 AVX10X800 AVX10X925 AVX13X875 3PK690 6PK1725 6PK1900 CT724 CT871 CT724K1 CT871K1	ALT, FOR ALT: 90A PS ALT, FOR ALT: 70A AC PS, (AC) ALT, PS ALT, PS, AC CA, ⇨MTR-NO (14/25)002934 CA, MTR-NO (14/25)002935⇨ CA, ⇨MTR-NO 14002934 CA, MTR-NO 14002935⇨
2.0 SRI	09/88-09/92	20SEH	95	1998	AVX10X1000 AVX10X690 AVX10X800 AVX10X925 AVX10X940 AVX13X875 6PK1725 6PK1900 CT720 CT866 CT720WP1	ALT, FOR ALT: 90A, ⇨08/1990 PS, (AC) PS, ⇨08/1992 ALT, FOR ALT: 70A, ⇨08/1992 ALT, FOR ALT: 90A, ⇨08/1992 AC, ⇨08/1992 ALT, PS, 09/1992⇨ ALT, PS, AC, 09/1992⇨ CA, ⇨MTR-NO (14/25)142838 CA, MTR-NO (14/25)142839⇨ CA, ⇨MTR-NO 14142838
2.5 V6	08/88-06/94	C25XE	125	2498	6PK1900 6PK2020 6PK2260 CT884 CT884K1	ALT, PS ALT, PS, AC, 08/1993⇨ ALT, PS, AC, ⇨08/1993 CA CA

CHEVETTE

1.2	09/76-12/85	13N	39	1256	AVX10X940	ALT
1300	03/75-12/85	13N, 13S	39-42	1256	AVX10X940 AVX10X950	ALT ALT, FAN, 2X

COMBO Mk I (B)

1.2	07/94-10/01	X12SZ, C12NZ	33	1195	AVX10X925 6PK1460 CT874 CT874K1 CT874WP2	ALT ALT, PS CA CA CA
1.4	07/94-10/01	C14NZ, C14SE	44-60	1389	AVX10X925 6PK1460 6PK1800 CT874 CT874K1 CT874WP2	ALT ALT, PS ALT, PS, AC CA CA CA
1.7 D	07/94-10/01	17D (4EE1), X17D (4EE1)	44	1686	AVX10X950 AVX13X915 AVX13X925 CT748 CT748K5 CT748K6	PS ALT, AC ALT CA CA, ENGINE: Isuzu, ⇨CH-NO R39..., R49..., R69... CA, ENGINE: Isuzu, CH-NO S30...⇨, S40...⇨, S60...⇨

COMBO Mk II © (F25)

1.3 CDTI 16V	10/05-11/11	Z13DTJ	55	1248	6PK1180 6PK1318 AP9035	ALT, (AC) ALT, (AC) ALT, (Denso), FOR ALT: 70A, OE-NO 13256930
1.4 i 16V	01/04-11/11	Z14XEP	66	1364	5PK1230 5PK1370	ALT, (AC) ALT, (AC)

COMBO Mk II © (F25)

1.7 CDTI 16V	12/04-11/11	Z17DTH	74	1686	6PK1275 6PK1600 6PK1275D1 6PK1600D1 AP9044	ALT, PS, (AC) ALT, PS, AC ALT, PS, (AC), MTR-CODE: Z17DTH ALT, PS, AC, MTR-CODE: Z17DTH ALT, (Delco Remy), FOR ALT: 100A, OE-NO 97369507, 97369508, FOR ALT: 110A, OE-NO
--------------	-------------	--------	----	------	---	--





VAUXHALL						
COMBO Mk II © (F25)						
					AP9044 VD1068 MS31 CT1014 CT1014K2	93175799, 93175944, 97189113, 97363833, 98056440 ALT, (Hitachi), FOR ALT: 100A, OE-NO 97355198, FOR ALT: 110A, OE-NO 97363832, 98056439 ONLY WITH VD1068 CA, MTR-CODE: Z17DTH CA, MTR-CODE: Z17DTH
1.7 DI 16V, 1.7 DTI 16V	09/01-11/11	Y17DT, Y17DTL	48-55	1686	6PK1250 6PK1590 CT1014 CT1014K2 CT1014K3	ALT, (AC) ALT, (AC) CA CA, MTR-NO 328705 ⇨ CA, ⇨MTR-NO 328704
CORSA Mk I (B)						
1.0 i 12V	11/96-09/00	X10XE	40	973	5PK1230 5PK1360	ALT, PS ALT, PS, AC
1.2 i	03/93-09/00	X12SZ, C12NZ	33	1195	AVX10X913 6PK1460 6PK1800 CT874 CT874K1 CT874WP2	ALT ALT, PS, 09/1992 ⇨ ALT, PS, AC CA CA CA
1.2 i 16V	03/98-09/00	X12XE	48	1199	5PK1230 5PK1360	ALT, (AC) ALT, PS, AC
1.4 i 16V	09/94-09/00	X14XE	66	1389	6PK1530 6PK1800 6PK894 CT873 CT873K1 CT873WP4	ALT, PS, MTR-CODE: X14XE ALT, PS, AC, MTR-CODE: X14XE ALT, MTR-CODE: X14XE CA, MTR-CODE: X14XE CA, MTR-CODE: X14XE CA, MTR-CODE: X14XE
1.4 i, 1.4 i S	03/93-09/00	C14NZ, C14SE, X14SZ	44-60	1389	AVX10X913 6PK1460 6PK1800 CT874 CT874K1 CT874WP2	ALT ALT, PS, 09/1992 ⇨ ALT, PS, AC CA CA CA
1.5 D	03/93-09/00	15D	37	1488	AVX13X875 CT748 CT748K4	ALT CA CA, ENGINE: Isuzu
1.5 TD	03/93-10/96	15DT (T4EC1), X15DT (T4EC1)	49	1488	AVX10X950 AVX13X915 AVX13X925 CT748 CT748K4	PS ALT, AC ALT CA CA, ENGINE: Isuzu
1.6 GSI 16V	03/93-09/00	C16XE	80	1598	6PK1530 6PK1800 6PK894 CT873 CT873K1 CT873WP4	ALT, PS ALT, AC ALT CA CA CA
1.6 i 16V	09/94-09/00	X16XE	78	1598	AVX10X913 6PK1460 6PK1800 CT873 CT873K1 CT873WP4	ALT ALT, PS ALT, PS, AC CA CA CA
1.7 D	02/96-09/00	17D (4EE1), X17D (4EE1)	44	1686	AVX10X813 AVX10X825 AVX10X913 AVX13X875 3PK690	PS PS, (AUTOM) ALT AC PS

VAUXHALL



VAUXHALL

CORSA Mk I (B)



- CT871** CA
- CT748K5** CA, ⇨ MTR-NO 855 805, ENGINE: Isuzu
- CT748K6** CA, MTR-NO 855 806⇨, ENGINE: Isuzu

CORSA Mk II (C) (W5L, F08)

1.0 12V	09/00-10/03	Z10XE	43	973	5PK1230 5PK1360	ALT ALT, AC
	11/03-10/06	Z10XEP	44	998	5PK1230 5PK1355	ALT ALT, AC
1.2 16V	09/00-10/06	Z12XE	55	1199	5PK1230 5PK1360	ALT ALT, AC
1.3 CDTI 16V	08/00-09/06	Z13DT	52	1248	6PK1180 6PK1318 AP9035 AP9035	ALT ALT, AC ALT, (Denso), FOR ALT: 100A, OE-NO 13243463 ALT, (Valeo), FOR ALT: 100A, OE-NO 13283344, 13256929
1.4 16V	09/00-10/06	Z14XE	66	1389	5PK1212 5PK940 CT975 CT975K3 CT975WP1 CT975WP3	ALT, (AC) ALT, (AC) CA CA CA, MTR-NO 02MZ5254⇨, 20U75999⇨ CA, ⇨ MTR-NO 02MZ5253, 20U75998
1.7 CDTI 16V	08/00-09/06	Z17DTH	74	1686	6PK1275 6PK1600 6PK1275D1 6PK1600D1 AP9044 AP9044 VD1068 MS31 CT1014 CT1014K2	ALT, PS, (-AC) ALT, PS, AC ALT, PS, (-AC), MTR-CODE: Z17DTH ALT, PS, AC, MTR-CODE: Z17DTH ALT, (Delco Remy), FOR ALT: 100A, OE-NO 97369507, 97369508, FOR ALT: 110A, OE-NO 93175799, 93175944, 97189113, 97363833, 98056440 ALT, (Hitachi), FOR ALT: 100A, OE-NO 97355198, FOR ALT: 110A, OE-NO 97363832, 98056439 ONLY WITH VD1068 CA, MTR-CODE: Z17DTH CA, MTR-CODE: Z17DTH
1.7 DI 16V, 1.7 DTI 16V	08/00-09/06	Y17DTL, Y17DT	48-55	1686	6PK1250 6PK1590 CT1014 CT1014K2 CT1014K3	ALT, (AC) ALT, (AC) CA CA, MTR-NO 328705⇨ CA, ⇨ MTR-NO 328704
1.8 16V	08/00-09/06	Z18XE	92	1796	5PK1212 5PK940 CT975 CT975K3 CT975WP2	ALT, (AC) ALT, (AC) CA CA CA

CORSA Mk III (D) (L_8)

1.0	11/06-	Z10XEP, A10XEP	44	998	5PK1230 5PK1355	ALT, (AC) ALT, (AC)
1.2	11/06-	Z12XEP	59	1229	5PK1230 5PK1355	ALT, (AC) ALT, (AC)
1.3 CDTI	11/06-	A13DTC, Z13DTH, Z13DTJ	55-66	1248	6PK1180 6PK1318 AP9035	ALT, (AC) ALT, (AC) ALT, (Bosch), FOR ALT: 100A, OE-NO 0 124 225 063
		A13DTE, Z13DTE, Z13DTR, A13DTR	70	1248	AP9035	ALT, (Bosch), FOR ALT: 100A, OE-NO 0 124 225 063, MTR-CODE: Z 13 DTH, A 13 DTE
1.4	07/06-	Z14XEP	66	1364	5PK1230 5PK1370	ALT, (AC) ALT, (AC)
1.6 VXR	02/07-	Z16LER, A16LER	141	1598	5PK1450 5PK1546 VD1106 CT1077	ALT, (AC) ALT, (AC) CA





VAUXHALL						
CORSA Mk III (D) (L_8)						
↔						CT1077K1 CA
						CT1077WP1 CA
1.7 CDTI	11/06-	A17DTR	92	1686		6PK1250 ALT, (AC)
						6PK1613 ALT, (AC)
						AP9044 ALT, (Delco Remy), FOR ALT: 100A, OE-NO 98042872, FOR ALT: 140A, OE-NO 98042873
						CT1014 CA
						CT1014K5 CA
		A17DTS	96	1686		AP9044 ALT, (Delco Remy), FOR ALT: 100A, OE-NO 98042872, FOR ALT: 140A, OE-NO 98042873
CORSAVAN Mk I (B)						
1.4 i	01/94-09/00	C14NZ	44	1389		AVX10X913 ALT
						6PK1460 ALT, PS
						6PK1800 ALT, PS, AC
						CT874 CA
						CT874K1 CA
						CT874WP2 CA
1.7 D	01/94-09/00	17D (4EE1), X17D (4EE1)	44	1686		AVX10X813 PS
						AVX10X825 PS, (AUTOM)
						AVX10X913 ALT
						AVX13X875 AC
						3PK690 PS
						CT871 CA
						CT748K5 CA, ⇨MTR-NO 855 805, ENGINE: Isuzu
						CT748K6 CA, MTR-NO 855 806⇨, ENGINE: Isuzu
CORSAVAN Mk II (C)						
1.2 16V	09/00-06/06	Z12XE	55	1199		5PK1230 ALT
						5PK1360 ALT, AC
1.3 CDTI 16V	04/04-06/06	Z13DT	52	1248		6PK1180 ALT
						6PK1318 ALT, AC
						AP9035 ALT, (Denso), FOR ALT: 100A, OE-NO 13243463
						AP9035 ALT, (Valeo), FOR ALT: 100A, OE-NO 13283344, 13256929
1.7 DI 16V, 1.7 DTI 16V	09/00-06/06	Y17DT, Y17DTL	48-55	1686		6PK1250 ALT, (AC)
						6PK1590 ALT, (AC)
						CT1014 CA
						CT1014K2 CA, MTR-NO 328705⇨
						CT1014K3 CA, ⇨MTR-NO 328704
CORSAVAN Mk III (D)						
1.3 CDTI	07/06-	Z13DTE, Z13DTH, Z13DTJ	55-70	1248		AP9035 ALT, (Bosch), FOR ALT: 100A, OE-NO 0 124 225 063
FRONTERA Mk I (A)						
2.0 i	03/92-10/98	C20NE, X20SE	85	1998		AVX10X1000 ALT
						AVX10X1025 ALT, FOR ALT: 90A
						AVX10X788 PS
						CT720 CA, ⇨MTR-NO (14/25)142838, ⇨12/1992
						CT866 CA, MTR-NO (14/25)142839⇨, 01/1993⇨
						CT866K1 CA
2.2 i	03/95-10/98	X22XE	100	2198		6PK1715 ALT
						6PK2050 ALT, AC
						CT924 CA
						CT924K1 CA
2.3 TD	03/92-10/98	Z3DTR	74	2260		AVX10X825 PS
						AVX10X900 ALT
2.4 i	03/92-10/98	C24NE	92	2410		AVX10X825 PS
						AVX10X875 ALT, FOR ALT: 90A
						AVX10X888 ALT
2.5 TDS	09/96-10/98	25TDS (VM41B)	85	2499		8PK2188 ALT
2.8 TD	03/95-10/98	28TDI (4JB1T)	83	2771		AVX13X1450 PS, ⇨12/1996
						AVX13X1525 AC, ⇨12/1996
						CT508 CA
						CT508K1 CA

VAUXHALL



ContiTech



VAUXHALL

FRONTERA Mk I (A)

↔ 2.2 DTI	10/98-09/04	X22DTH, Y22DTH	85	2171	VD1031 MS03	ONLY WITH VD1031
2.2 i	10/98-10/04	X22SE, Y22SE	100	2198	6PK1725 6PK1850 CT924 CT924K1	ALT ALT, AC CA CA
3.2 i	10/98-10/04	6VD1, Y32NE	151	3165	6PK2040 6PK2285 CT852	ALT, (AC) ALT, (AC) CA

INSIGNIA

1.6, 1.6 Turbo	07/08-	A16LET, A16XER	85-132	1598	6PK1453 6PK1555 CT1077 CT1077K1 CT1077WP1	ALT, (AC) ALT, (AC) CA CA CA
1.8	07/08-	A18XER	103	1796	6PK1453 6PK1555 CT1077 CT1077K1 CT1077WP1	ALT, (AC) ALT, (AC) CA CA CA
2.0 CDTi	07/08-	A20DTC, A20DTJ, A20DTH	81-118	1956	6PK1900 CT1105 CT1105K1 CT1105WP1	ALT CA CA CA
2.0 Turbo, 2.0 Turbo 4x4	07/08-	A20NHT	162	1998	6PK1893	ALT
2.8 V6 Turbo, 2.8 V6 Turbo 4x4	07/08-	A28NET	191	2792	6PK2390	ALT




























































MAGNUM

1.8	01/73-01/81		65	1759	AVX10X888 CT719	ALT, ⇄12/1978 CA, ⇄12/1978
2.3	01/73-01/81		81	2279	AVX10X888 CT719	ALT, ⇄12/1978 CA, ⇄12/1978

MERIVA Mk I (A)

1.3 CDTi	01/03-10/09	Z13DTJ	55	1248	6PK1180 6PK1318 AP9035	ALT, (AC) ALT, (AC) ALT, (Valeo), FOR ALT: 70A, OE-NO 13117278
1.4 16V Twinport	01/03-10/09	Z14XEP	66	1364	5PK1230 5PK1355 5PK1370	ALT, (AC) ALT, (AC), ⇄CH-NO 44001048 ALT, (AC), CH-NO 44001049⇄
1.6 i	01/03-10/09	Z16SE	64	1598	5PK1212 5PK940 CT874 CT874K1 CT874WP1	ALT, AC ALT, (AC) CA CA, MTR-CODE: Z16SE CA, MTR-CODE: Z16SE
1.6 i 16V	01/03-10/09	Z16XE	74	1598	5PK1212 5PK940 CT975 CT975K3 CT975WP1	ALT, (AC) ALT, (AC) CA CA CA
1.6 i 16V Twinport, 1.6 Turbo	01/03-06/10	Z16LET, Z16XEP	77-132	1598	5PK1450 5PK1546 VD1106 CT1077 CT1077K1 CT1077WP1	ALT, (AC) ALT, AC CA, MTR-CODE: Z16XEP, Z16LET CA CA
1.7 CDTi	08/06-06/10	Z17DTR	92	1686	6PK1250 6PK1590 AP9044 CT1014 CT1014K5	ALT, (AC) ALT, (AC) ALT, (Delco Remy), FOR ALT: 100A, OE-NO 98031154, FOR ALT: 140A, OE-NO 98031155 CA CA



					ContiTech	
VAUXHALL						
MERIVA Mk I (A)						
 1.7 CDTI 16V	09/03-08/05	Z17DTH	74	1686	 6PK1275  6PK1600  6PK1275D1  6PK1600D1  AP9044  AP9044  VD1068  MS31  CT1014  CT1014K2	ALT, (AC) ALT, (AC) ALT, PS, (-AC), MTR-CODE: Z17DTH ALT, PS, AC, MTR-CODE: Z17DTH ALT, (Delco Remy), FOR ALT: 100A, OE-NO 97369507, 97369508, FOR ALT: 110A, OE-NO 93175799, 93175944, 97189113, 97363833, 98056440 ALT, (Hitachi), FOR ALT: 100A, OE-NO 97355198, FOR ALT: 110A, OE-NO 97363832, 98056439 ONLY WITH VD1068 CA, MTR-CODE: Z17DTH CA, MTR-CODE: Z17DTH
1.8 i 16V	05/03-08/05	Z18XE	92	1796	 5PK1212  5PK940  CT975  CT975K3  CT975WP2	ALT, (AC) ALT, (AC) CA CA CA
MERIVA Mk II (B)						
1.3 CDTI	06/10-	A13DTC, A13DTE	55-70	1248	 AP9035	ALT, (Bosch), FOR ALT: 100A, OE-NO 0 124 225 063
MIDI II						
2.4 TD	09/94-08/97	4FG1T	56	2380	 AVX10X666  AVX13X1000  AVX13X1025  CT516	PS ALT, (PS) ALT, (-PS) CA
MONTEREY						
3.1 TD	09/91-07/98	4JG2TC	84	3059	 AVX13X1450  AVX13X1525  CT508  CT508K1	PS PS, AC CA CA
3.2	06/92-07/98	6VD1	130	3165	 AVX10X1025  4PK815  4PK962  CT844	PS AC ALT CA
MONTEREY Mk II						
3.0 DTI	07/98-08/99	4JX1	117	2999	 CT1082	CA
MOVANO Mk I (A) (ED, UD, HD, JD, FD)						
1.9 DTI	09/00-10/01	F9Q770	59	1870	 CT1026  CT1026K1  CT1026K2	CA CA CA
	10/01-05/10	F9Q774	60	1870	 5PK1125  6PK1795  AP9039  AP9043  VD1101  CT1025  CT1025K1  CT1025WP2	ALT, (AC) ALT, (AC) ALT, (Valeo), FOR ALT: 125A, OE-NO 93160665, 93161425, 93189523, (AC) ALT, (AC) CA CA CA
2.2 DTI	09/00-05/10	G9T720, G9T750, G9T722	66	2188	 6PK1153  6PK1795  7PK1104  7PK1145  7PK1795  CT1046  CT1046K1	ALT, (AC), ⇨09/2003 ALT, (AC), ⇨09/2003 ALT, (AC), (-PTO), 10/2003⇨, OE-NO 4416361 ALT, (AC), (-PTO), 10/2003⇨, OE-NO 4405275 ALT, (AC), (PTO), 10/2003⇨ CA CA
2.5 CDTI	10/01-05/10	G9U632, G9U650, G9U754	74-107	2463-2464	 7PK1113  7PK1795  7PK1834  CT1046  CT1046K1	ALT, (AC), (-PTO) ALT, (AC), (PTO), OE-NO 4418675, 93195485 ALT, (AC), (PTO), OE-NO 4434612, 8200778717 CA CA



VAUXHALL

MOVANO Mk I (A) (ED, UD, HD, JD, FD)

↩ 2.5 D	10/98-09/00	S8U770	59	2499	∞ ∞ ∞ ▲▲▲ ▲▲▲	5PK1200 6PK858 6PK875 CT1038 CT1038K1	AC ALT, ⇨MTR-NO 3053818 ALT, MTR-NO 3053819⇨ CA CA
2.5 DTI	10/01-05/10	G9U720, G9U724, G9U750, G9U754, G9U754	84	2463	∞ ∞ ∞ ▲▲▲ ▲▲▲	6PK1153 6PK1795 7PK1795 CT1046 CT1046K1	ALT, (-AC), ⇨09/2003 ALT, (AC), ⇨09/2003 ALT, 10/2003⇨ CA CA
2.8 DTI, 2.8 TDI	10/98-10/01	S9W702	84	2799	∞ ∞ ∞ ▲▲▲ ▲▲▲	5PK1200 6PK844 6PK850 CT1034 CT1034K1	AC ALT, WP, ⇨MTR-NO 3053818 ALT, WP, MTR-NO 3053819⇨ CA CA
3.0 DTI	10/03-05/10	ZD3200, ZD3202	100	2953	∞	7PK1920	ALT

NOVA

1.0	09/82-03/93	10S	33	993	∞	AVX10X925	ALT
1.2 i KAT	09/89-03/93	C12NZ	33	1195	∞ ▲▲▲ ▲▲▲ ▲▲▲	AVX10X913 CT874 CT874K1 CT874WP2	ALT CA CA CA
1.2 i, 1.2 N	01/85-10/89	12NC, E12GV	33	1196	∞	AVX10X925	ALT
1.2 N, 1.2 S	09/82-03/93	12NV, 12S, 12ST	38-43	1196	∞ ∞ ▲▲▲	AVX10X875 AVX10X913 CT526	ALT, OE-NO 90006259, 90169081 ALT, OE-NO 90183440, 90351803 CA
1.3 i, 1.3 i KAT, 1.3 S	09/82-03/93	13SB, 13NB, C13N	44-51	1297	∞ ∞ ▲▲▲	AVX10X875 AVX10X913 CT504	ALT ALT CA
1.4 i	01/90-03/93	C14NZ	44	1389	∞ ∞ ∞ ▲▲▲ ▲▲▲ ▲▲▲	AVX10X913 6PK1460 6PK1800 CT874 CT874K1 CT874WP2	ALT ALT, PS ALT, PS, AC CA CA, MTR-NO 19311739⇨ CA, MTR-NO 19311739⇨
1.4 i S	09/91-03/93	C14SE	60	1389	∞ ∞ ∞ ▲▲▲ ▲▲▲ ▲▲▲	AVX10X913 6PK1460 6PK1800 CT874 CT874K1 CT874WP2	ALT ALT, PS ALT, PS, AC CA CA, MTR-NO 02122350⇨ CA, MTR-NO 02122350⇨
1.4 S	01/90-03/93	14NV	55	1389	∞ ∞ ▲▲▲ ▲▲▲ ▲▲▲ ▲▲▲ ▲▲▲	AVX10X875 5PK975 CT558 CT874 CT874K1 CT558WP1 CT874WP2	ALT ALT, PS CA, ⇨MTR-NO 19307805 CA, MTR-NO 19307806⇨ CA, MTR-NO 19307806⇨ CA, ⇨MTR-NO 19307805 CA, MTR-NO 19307806⇨
1.5 D, 1.5 TD	09/87-02/93	15D, 15DT (T4EC1)	37-49	1488	∞ ▲▲▲ ▲▲▲	AVX13X875 CT748 CT748K4	ALT CA CA, ENGINE: Isuzu
1.6 GSI, 1.6 GSI KAT	05/88-03/93	C16SEI, E16SE	72-74	1598	∞ ∞ ▲▲▲ ▲▲▲ ▲▲▲ ▲▲▲ ▲▲▲	AVX10X875 AVX10X913 CT558 CT874 CT874K1 CT558WP1 CT874WP2	ALT, OE-NO 90169081, 90006259 ALT, OE-NO 90183440, 90351803, 90466255 CA, ⇨MTR-NO 02J22349 CA, MTR-NO 02J22350⇨ CA, MTR-NO 02J22350⇨ CA, ⇨MTR-NO 02J22349 CA, MTR-NO 02J22350⇨

NOVAVAN

1.2	01/90-10/94	12NV	38	1196	∞ ∞	AVX10X813 AVX10X925	PS ALT
-----	-------------	------	----	------	--------	--------------------------------------	-----------





VAUXHALL						
NOVAVAN						
↔					CT871 AVX13X875 CT748 CT748K4	CA ALT CA CA, ENGINE: Isuzu
1.5 D	01/91-10/94	15D	37	1488		
OMEGA (B)						
2.0	03/94-09/99	X20SE	85	1998	6PK1725 6PK1900 CT866 CT866K1	ALT ALT, AC CA CA
2.0 16V	03/94-02/01	X20XEV	100	1998	6PK1725 6PK1900 CT870 CT870K1 CT870WP2	ALT ALT, AC CA CA CA
2.0 DTI 16V	01/98-09/00	X20DTH	74	1995	VD1031 MS03	ONLY WITH VD1031
2.2 16V	01/94-06/03	Y22XE, Z22XE	106	2198	6PK1725 6PK1900 CT924 CT924K1	ALT ALT, AC CA CA
2.2 DTI 16V	08/00-07/03	Y22DTH	88	2171	6PK1800 6PK1900 6PK1800D1 6PK1900D1 VD1031 MS03	ALT, (AC) ALT, (AC) ALT, (AC) ALT, (AC) ONLY WITH VD1031
2.5 DTI 24V	09/01-03/04	Y25DT	110	2497	5PK2020 5PK830	ALT, PS AC
2.5 TD	04/94-02/01	X25DT, 25DT	96	2497	4PK780 4PK800 5PK1815 5PK1815D1 VD1025 MS22	AC, ⇨CH-NO V1999999 AC, CH-NO W0000001⇨ ALT ALT ONLY WITH VD1025
2.5 V6	03/94-09/00	X25XE	125	2498	6PK1900 6PK2020 6PK2260 CT884 CT990 CT884K1 CT990K1 CT990K2	ALT, WP, PS ALT, WP, AC, PS, CH-NO S1059679⇨ ALT, WP, AC, PS, ⇨CH-NO S1059678 CA, ⇨08/1998, ⇨MTR-NO 08300418 CA, 09/1998⇨, MTR-NO 08300419⇨ CA, ⇨MTR-NO 08300418 CA, MTR-NO 08300419⇨, ⇨MTR-NO 08578511 CA, MTR-NO 08578512⇨
2.6 V6	08/00-07/03	Y26SE	132	2597	6PK1900 6PK2020 CT990 CT990K1 CT990K2	ALT, WP, PS ALT, WP, AC, PS CA CA, ⇨MTR-NO 08578511 CA, MTR-NO 08578512⇨
3.0 V6	04/94-07/00	X30XE	155	2962	6PK1900 6PK2020 6PK2260 CT884 CT990 CT884K1 CT990K1 CT990K2	ALT, WP, PS ALT, WP, AC, PS, CH-NO S1059679⇨ ALT, WP, AC, PS, ⇨CH-NO S1059678 CA, ⇨08/1998, ⇨MTR-NO 08300418 CA, 09/1998⇨, MTR-NO 08300419⇨ CA, ⇨MTR-NO 08300418 CA, MTR-NO 08300419⇨, ⇨MTR-NO 08578511 CA, MTR-NO 08578512⇨
3.2 V6	02/01-03/04	Y32SE	160	3175	6PK1900 6PK2020 CT990 CT990K1 CT990K2	ALT, WP, PS ALT, WP, AC, PS CA CA, ⇨MTR-NO 08578511 CA, MTR-NO 08578512⇨





VAUXHALL

ROYALE

↔ 2.0 E	03/83-10/84	H20E	85	1979	∞ ∞ ∞ ∞	AVX10X1075 AVX10X875 AVX10X888 AVX10X888	PS, (AC) PS ALT AC
2.2 E	11/84-08/87	22E	85	2197	∞ ∞ ∞	AVX10X1075 AVX10X875 AVX10X888 AVX10X888	PS, (AC) PS ALT AC
2.2 TD	11/84-08/87	23TD	63	2260	∞ ∞ ∞ ∞	AVX10X1075 AVX10X875 AVX10X888 AVX10X913	PS, (AC) PS AC ALT
2.5 E	01/83-08/87	25E, H25E	100- 103	2490	∞ ∞ ∞ ∞	AVX10X1075 AVX10X875 AVX10X888 AVX10X888	PS, (AC) PS ALT AC
2.8	02/78-04/81	28H	103	2784	∞ ∞ ∞ ∞ ∞	AVX10X1075 AVX10X875 AVX10X888 AVX10X888 AVX10X888 AVX10X900	AC, (PS) PS ALT, (AUTOM) AC ALT, 05/1979↔ ALT, ↔04/1979
2.9	09/85-08/87	C30LE	115	2969	∞ ∞ ∞ ∞	AVX10X1075 AVX10X875 AVX10X888 AVX10X888 AVX10X888	AC, (PS) PS AC ALT, (AUTOM) ALT
2.9, 2.9 E	02/78-12/86	30E, 30H	110- 132	2969	∞ ∞ ∞ ∞ ∞	AVX10X1075 AVX10X875 AVX10X888 AVX10X888 AVX10X888 AVX10X900	AC, (PS) PS ALT, (AUTOM) AC ALT, 05/1979↔ ALT, ↔04/1979

SENATOR Mk II (B)

2.6 i	09/90-09/93	C26NE	110	2594	∞ ∞ ∞ ∞	6PK1460 6PK2230 6PK2260 6PK2271	ALT, (AC) ALT, (AC), ↔MTR-NO 1032426 ALT, (AUTOM-AC), MTR-NO 1032427↔, FOR ALT: 120A ALT, (AC), MTR-NO 1032427↔
3.0	09/87-09/93	C30LE	115	2969	∞ ∞ ∞ ∞ ∞ ∞ ∞	AVX10X785 AVX10X888 AVX10X888 AVX10X940 6PK1460 6PK2230 6PK2260	PS, ↔CH-NO M1000000 ALT, ↔CH-NO M1000000 AC, ↔CH-NO M1000000 PS, ↔CH-NO M1000000, (AC) ALT, CH-NO M1000001↔ ALT, AC, CH-NO M1000001↔, ↔MTR-NO 1039674 ALT, AC, CH-NO M1000001↔, MTR-NO 1039675↔
	01/88-09/90	30NE	130	2969	∞ ∞ ∞ ∞ ∞ ∞ ∞ ∞	AVX10X785 AVX10X888 AVX10X888 AVX10X940 6PK1460 6PK2230 6PK2260 6PK2271	PS, ↔CH-NO M1000000 AC, ↔CH-NO M1000000 ALT, ↔CH-NO M1000000 PS, ↔CH-NO M1000000, (AC) ALT, (AC), CH-NO M1000001↔ ALT, (AC), ↔MTR-NO 1039674, CH-NO M1000001↔ ALT, (AUTOM-AC), MTR-NO 1039675↔, FOR ALT: 120A, CH-NO M1000001↔ ALT, (AC), MTR-NO 1039675↔, CH-NO M1000001↔
3.0 24V	09/89-09/93	C30SE	150	2969	∞ ∞ ∞	6PK1460 6PK2230 6PK2260	ALT, (AC) ALT, (AC), ↔MTR-NO 1024729 ALT, (AUTOM-AC), MTR-NO 1024730↔, FOR ALT: 120A





VAUXHALL						
SENATOR Mk II (B)						
↔					∞	6PK2271 ALT, (AC), MTR-NO 1024730↔
3.0 i KAT	01/88-09/93	C30NE	130	2969	∞	6PK1460 ALT, (AC)
					∞	6PK2230 ALT, (AC), ↔MTR-NO 1039674
					∞	6PK2260 ALT, (AC), MTR-NO 1039675↔, FOR ALT: 120A
					∞	6PK2271 ALT, (AC), MTR-NO 1039675↔, NOT FOR ALT: 120A
SIGNUM						
1.8	08/05-05/08	Z18XER	103	1796	∞	5PK1450 ALT, (AC)
					∞	5PK1546 ALT, (AC)
					CT	CT1077 CA
					CT	CT1077K1 CA
					CT	CT1077WP1 CA
	06/03-07/05	Z18XE	90	1796	∞	5PK1240 ALT, (AC)
					∞	5PK940 ALT, (AC)
					CT	CT975 CA
					CT	CT975K3 CA
					CT	CT975WP2 CA
1.9 CDTI	04/04-03/08	Z19DT	88	1910	∞	6PK1050 ALT, (AC)
					∞	6PK1370 ALT, AC
					⊙	AP9017 ALT, (Denso), FOR ALT: 100A, OE-NO 93180098, FOR ALT: 120A, OE-NO 93180102, FOR ALT: 130A, OE-NO 93180104
					⊙	AP9028 ALT, (Bosch), OE-NO 93191921, FOR ALT: 120A, OE-NO 93191922, FOR ALT: 140A
					⊙	VD1065 ↔CH-NO 5545149
					CT	CT1106 CA, MTR-CODE: Z19DT
					CT	CT1106K1 CA, MTR-CODE: Z19DT
					CT	CT1106WP1 CA, MTR-CODE: Z19DT
1.9 CDTI 16V	04/04-03/08	Z19DTH	110	1910	∞	6PK1050 ALT, (AC)
					∞	6PK1413 ALT, (AC)
					⊙	6PK1050D1 ALT, (AC), CH-NO 71021892↔
					⊙	6PK1413D2 ALT, (AC), CH-NO 71021892↔
					⊙	AP9017 ALT, (Denso), FOR ALT: 100A, OE-NO 93180098, FOR ALT: 120A, OE-NO 93180102, FOR ALT: 130A, OE-NO 93180104
					⊙	AP9028 ALT, (Bosch), OE-NO 93191921, FOR ALT: 120A, OE-NO 93191922, FOR ALT: 140A
					⊙	VD1065 ↔CH-NO 71021891
					⊙	VD1067 CH-NO 71021892↔
					MS	MS30 ONLY WITH VD1067
					CT	CT1105 CA, MTR-CODE: Z19DTH
					CT	CT1105K1 CA
					CT	CT1105WP1 CA
2.0 DTI	05/03-05/08	Y20DTH	74	1994	⊙	VD1031
					MS	MS03 ONLY WITH VD1031
2.2 DTI	05/03-05/08	Y22DTR	92	2172	⊙	VD1031
					MS	MS03 ONLY WITH VD1031
2.2 i	05/03-05/08	Z22YH	114	2198	∞	5PK1030 ALT, (AC)
					∞	5PK880 ALT, (AC)
2.8 V6 Turbo	04/02-05/08	Z28NEL	169	2792	∞	6PK2120 ALT
3.0 CDTI	05/03-05/08	Y30DT	130	2958	∞	6PK1920 ALT
					CT	CT1079 CA
					CT	CT1079K1 CA
3.0 V6 CDTI	04/02-05/08	Z30DT	135	2959	∞	6PK1920 ALT, (AC)
					CT	CT1079 CA
					CT	CT1079K1 CA
3.2 V6	05/03-05/08	Z32SE	155	3175	∞	6PK1863 ALT, (AC)
					∞	6PK1990 ALT, (AC)
					CT	CT990 CA
					CT	CT990K2 CA
SINTRA						
2.2 DTI	07/97-04/99	X22DTH	85	2171	⊙	VD1031





ContiTech



VAUXHALL

SINTRA

2.2 i 16 V	11/96-04/99	X22XE	104	2198	MS03	ONLY WITH VD1031
					6PK1725	ALT, PS
					6PK1900	ALT, WP, PS
					CT924	CA
					CT924K1	CA
3.0 i 24V	11/96-04/99	X30XE	148	2962	6PK2020	ALT, WP, AC, PS
					CT884	CA, ⇨08/1998
					CT990	CA, 09/1998⇨
					CT884K1	CA, ⇨MTR:NO 08300000

TIGRA Mk I (F07)

1.4 16V	07/94-12/00	X14XE	66	1389	6PK1530	ALT, PS, MTR-CODE: X14XE
					6PK1800	ALT, PS, AC, MTR-CODE: X14XE
					6PK894	ALT, MTR-CODE: X14XE
					CT873	CA, MTR-CODE: X14XE
					CT873K1	CA, MTR-CODE: X14XE
					CT873WP4	CA, MTR-CODE: X14XE
1.6 16V	07/94-12/00	X16XE	78	1598	6PK1530	ALT, PS
					6PK1800	ALT, AC
					6PK894	ALT
					CT873	CA
					CT873K1	CA
					CT873WP4	CA

TIGRA TwinTop

1.3 CDTI	06/04-08/09	Z13DT	51	1248	AP9035	ALT, (Valeo), FOR ALT: 100A, OE-NO 13283344
1.4	06/04-08/09	Z14XEP	66	1364	5PK1230	ALT, PS, (-AC)
					5PK1370	ALT, PS, AC
1.8	06/04-08/09	Z18XE	92	1796	5PK1212	ALT, (AC)
					5PK940	ALT, (-AC)
					CT975	CA
					CT975K3	CA
					CT975WP2	CA

VECTRA (B)

1.6 i	08/95-10/01	X16SZR	55	1598	6PK1460	ALT, PS, MTR-CODE: X16SZR
					6PK1800	ALT, PS, AC
					CT874	CA
					CT874K1	CA
					CT874WP2	CA, MTR-CODE: X16SZR
1.6 i 16V	08/95-03/02	X16XEL, Z16XE, Y16XE	74	1598	6PK1530	ALT
					6PK1800	ALT, AC
					AP9003	ALT, (Bosch), FOR ALT: 120A, OE-NO 9195336, MTR-CODE: X 16 XEL, CH-NO C 4G000001⇨
					AP9003	ALT, (Bosch), FOR ALT: 120A, OE-NO 9195336, MTR-CODE: Z 16 XE
					CT873	CA
					CT873K1	CA
					CT873WP1	CA, MTR:NO 02MZ5254⇨, 20U75999⇨
					CT873WP4	CA, ⇨MTR:NO 02MZ5253, 20U75998
1.7 TD	10/95-11/96	X17DT (TC4EE1)	60	1686	AVX10X950	PS
					AVX13X915	ALT, AC
					AVX13X925	ALT
					CT748	CA
					CT748K6	CA, ENGINE: Isuzu
1.8 i 16V	09/00-07/03	Z18XE	92	1796	6PK1530	ALT, PS
					6PK1800	ALT, PS, AC
					CT873	CA
					CT873K1	CA
					CT873WP2	CA
	10/95-09/00	X18XE, X18XE1	85	1796	6PK1538	ALT, MTR-CODE: X18XE1, 01/1999⇨
					6PK1725	ALT
					6PK1800	ALT, AC, MTR-CODE: X18XE1, 01/1999⇨
					6PK1900	ALT, AC





VAUXHALL

VECTRA (B)

					CT870 CT873 CT975 CT870K1 CT873K1 CT870WP2 CT873WP2	CA, MTR-CODE: X18XE CA, MTR-CODE: X18XE1, 01/1999⇒ CA, MTR-CODE: X18XE1, ⇒12/1998 CA, MTR-CODE: X18XE CA, MTR-CODE: X18XE1 CA, MTR-CODE: X18XE CA, MTR-CODE: X18XE1
2.0 DI 16V	08/95-10/01	X20DTL	60	1995	6PK1800 6PK1900 VD1031 MS03	ALT ALT, AC ONLY WITH VD1031
2.0 DTI 16V	08/95-10/01	X20DTH, Y20DTH	74	1995	VD1031 MS03	ONLY WITH VD1031
2.0 i 16V	10/95-01/01	X20XEV	100	1998	6PK1725 6PK1900 CT870 CT870K1 CT870WP2	ALT ALT, AC CA CA CA
2.2 DTI 16V	08/95-10/01	Y22DTR	92	2172	6PK1805 6PK1900 VD1031 MS03	ALT, (-AC), MTR-CODE: Y22DTR ALT, (AC) ONLY WITH VD1031
2.2 i 16V	08/95-07/03	Z22SE	108	2198	5PK1030 5PK880	ALT, (AC) ALT, (-AC)
2.5 i GSi	03/98-07/00	X25XE	143	2498	6PK1900 6PK2030 CT884 CT990 CT884K1 CT990K1	ALT, (-AC) ALT, (AC) CA, ⇒CH-NO W1285446, W5276825, W7154258 CA, CH-NO W1285447, W7154259⇒ CA, ⇒CH-NO W1285446, W5276825, W7154258 CA, CH-NO W1285447, W7154259⇒
2.5 i V6	09/95-08/00	X25XE	125	2498	6PK1900 6PK2020 CT884 CT990 CT884K1 CT990K1	ALT, WP, PS ALT, WP, AC, PS CA, ⇒CH-NO W1285446, W5276825, W7154258, MTR-NO 0814430⇒, ⇒MTR-NO 08300418 CA, CH-NO W1285447⇒, W7154259⇒, MTR-NO 08300419⇒ CA, ⇒CH-NO W1285446, W5276825, W7154258, MTR-NO 08144300⇒, ⇒MTR-NO 08300418 CA, CH-NO W1285447⇒, W7154259⇒, MTR-NO 08300419⇒
2.6 i V6	09/00-07/03	Y26SE	125	2597	6PK1900 6PK2020 CT990 CT990K1 CT990K2	ALT, WP, PS ALT, WP, AC, PS CA CA, ⇒MTR-NO 11162841, 17080724 CA, MTR-NO 11162841, 17080724⇒

VECTRA Mk II (C)

1.6	01/06-07/08	Z16XEP	77	1598	5PK1450 5PK1546 5PK1570 VD1106 CT1077 CT1077K1 CT1077WP1	ALT, (AC) ALT, (AC), ⇒MTR-NO 51999999, 58999999 ALT, (AC), MTR-NO 61000001⇒ CA CA CA
1.6 16V	06/04-07/08	Z16XE	74	1598	5PK1240 5PK1255 5PK940 AP9003 CT975 CT975K3 CT975WP1	ALT, (AC), ⇒CH-NO 51058884, 48999999 ALT, (AC), CH-NO 51058885⇒, 58xxxxx⇒ ALT, (-AC) ALT, (Bosch), FOR ALT: 120A, OE-NO 9195336 CA CA CA
1.8	04/02-07/08	Z18XEL	81	1796	AP9003	ALT, (Bosch), FOR ALT: 120A, OE-NO 9195336





ContiTech



VAUXHALL

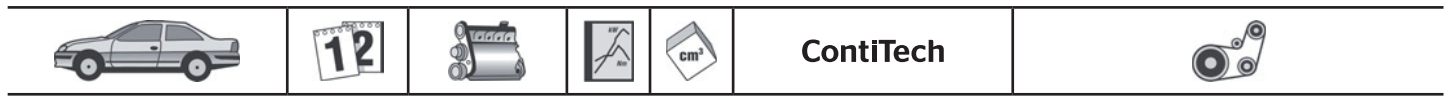
VECTRA Mk II (C)



	01/06-07/08	Z18XER	103	1796	5PK1450 5PK1546 5PK1570 VD1106 CT1077 CT1077K1 CT1077WP1	ALT, (AC) ALT, (AC), ⇨MTR-NO 51999999, 58999999 ALT, (AC), MTR-NO 61000001⇨ CA CA CA
1.8 16V, 1.8 16V Dualfuel	04/02-07/08	Z18XE	90	1796	5PK1240 5PK1255 5PK940 AP9003 CT975 CT975K3 CT975WP2	ALT, (AC), OE-NO 6340600 ALT, (AC), OE-NO 6340667 ALT, (AC) ALT, (Bosch), FOR ALT: 120A, OE-NO 9195336 CA CA CA
1.9 CDTI	04/02-09/08	Z19DT	88	1910	6PK1050 6PK1413 AP9017 AP9028 VD1065 CT1106 CT1106K1 CT1106WP1	ALT, (AC) ALT, (AC) ALT, (Denso), FOR ALT: 100A, OE-NO 93180098, FOR ALT: 120A, OE-NO 93180102, FOR ALT: 130A, OE-NO 93180104 ALT, (Bosch), OE-NO 93191921, FOR ALT: 120A, OE-NO 93191922, FOR ALT: 140A ⇨CH-NO 5545149 CA, MTR-CODE: Z19DT, Z19DTL CA, MTR-CODE: Z19DT, Z19DTL CA, MTR-CODE: Z19DT, Z19DTL
	10/05-07/08	Z19DTL	74	1910	6PK1050 6PK1413 AP9017 AP9028 VD1065 CT1106 CT1106K1 CT1106WP1	ALT, (AC) ALT, (AC) ALT, (Denso), FOR ALT: 100A, OE-NO 93180098, FOR ALT: 120A, OE-NO 93180102, FOR ALT: 130A, OE-NO 93180104 ALT, (Bosch), OE-NO 93191921, FOR ALT: 120A, OE-NO 93191922, FOR ALT: 140A ⇨CH-NO 5545149 CA, MTR-CODE: Z19DTL CA, MTR-CODE: Z19DTL CA, MTR-CODE: Z19DTL
1.9 CDTI 16V	04/04-08/08	Z19DTH	110	1910	6PK1050 6PK1413 6PK1050D1 6PK1413D2 AP9017 AP9028 VD1065 VD1067 MS30 CT1105 CT1105K1 CT1105WP1	ALT, (AC) ALT, AC ALT, (AC), CH-NO 71021892⇨ ALT, AC, CH-NO 71021892⇨ ALT, (Denso), FOR ALT: 100A, OE-NO 93180098, FOR ALT: 120A, OE-NO 93180102, FOR ALT: 130A, OE-NO 93180104 ALT, (Bosch), OE-NO 93191921, FOR ALT: 120A, OE-NO 93191922, FOR ALT: 140A ⇨CH-NO 71021891, 48999999 CH-NO 71021892⇨ ONLY WITH VD1067 CA, MTR-CODE: Z19DTH CA, MTR-CODE: Z19DTH CA, MTR-CODE: Z19DTH
2.0 DTI 16V	04/02-10/08	Y20DTH	74	1995	6PK1805 6PK1880 VD1031 MS03	ALT, (AC) ALT, AC ONLY WITH VD1031
2.2 16V, 2.2 direct	01/02-10/08	Z22SE, Z22YH	108- 114	2198	5PK1030 5PK880	ALT, (AC) ALT, (AC)
2.2 DTI 16V	04/02-10/08	Y22DTR	92	2172	6PK1805 6PK1880 VD1031	ALT, (AC) ALT, AC



VAUXHALL



VAUXHALL						
VECTRA Mk II (C)						
↔					MS03	ONLY WITH VD1031
2.8 V6 Turbo	08/05-07/08	Z28NEL, Z28NET	169-188	2792	6PK2120	ALT
3.0 CDTI, 3.0 V6 CDTI	06/03-07/08	Y30DT, Z30DT	130-135	2958	6PK1920 CT1079 CT1079K1	ALT, PS, AC CA CA
3.2 V6	08/02-07/08	Z32SE	155	3175	6PK1863 6PK1990 CT990 CT990K2	ALT, (AC) ALT, (AC) CA CA
VIVARO (E7, F7, J7)						
1.9 DI, 1.9 DTI	08/01-12/06	F9Q760, F9Q762	59-74	1870	5PK1125 6PK1795 AP9039 AP9043 VD1101 CT1025 CT1025K1 CT1025WP2	ALT, (AC) ALT, (AC) ALT, (Valeo), FOR ALT: 125A, OE-NO 9111540, 93160665, 93161425, 93189523 ALT, (AC)
2.0 16V	08/01-12/06	F4R720	88	1998	5PK1125 6PK1795 CT1130	ALT, (AC), MTR-CODE: F4R 720, F4R 820 ALT, (AC), MTR-CODE: F4R 720, F4R 820 CA, MTR-CODE: F4R 720, F4R 820
2.0 CDTI	01/06-	M9R630, M9R780, M9R782, M9R784, M9R786, M9R788	66-84	1995	7PK1741 7PK1970 7PK1970 7PK2000	ALT, (AC), (PTO) ALT, (AC), (PTO) ALT, (AC), (PTO), OE-NO 93161809, 4431667 ALT, (AC), (PTO), OE-NO 93198427, 4434866
2.5 CDTI	04/03-	G9U630, G9U730	99-107	2464	7PK1795 7PK1834 AP9039 CT1046 CT1046K1	ALT ALT, (AC), (PTO), OE-NO 4434612, 8200778717 ALT, (Valeo), FOR ALT: 125A, OE-NO 9111540, 93160665, 93161425, 93189523 CA CA
2.5 DTI	04/04-	G9U730, G9U630	99	2463	6PK1153 7PK1795 AP9039 CT1046 CT1046K1	ALT, (AC) ALT, (AC) ALT, (Valeo), FOR ALT: 125A, OE-NO 9111540, 93160665, 93161425, 93189523 CA CA
VX220						
2.0 i Turbo	03/01-04/04	Z20LET	147	1998	5PK1680 CT1023 CT1023K2 CT1023K3	ALT, AC CA CA, MTR-CODE: Z20LET, ⇨CH-NO 3-999999 CA, MTR-CODE: Z20LET, CH-NO 3-000001⇨
2.2 i	09/00-07/05	Z22SE	108	2198	5PK1030 5PK880	ALT, (AC) ALT, (AC)
ZAFIRA Mk I (A) (F75)						
1.6 16V	04/99-08/05	X16XEL, Z16XE	74	1598	5PK1212 5PK1212 5PK1255 5PK940 AP9003 AP9003 CT975 CT975K2	ALT, (AC), FOR ALT: 100A, CH-NO 229999999⇨, 2H9999999⇨ ALT, (AC) ALT, (AC), FOR ALT: 100A, ⇨CH-NO 12999999, 1H999999 ALT, (AC) ALT, (Bosch), FOR ALT: 120A, OE-NO 9195336, MTR-CODE: X 16 XEL, CH-NO C 4G000001⇨ ALT, (Bosch), FOR ALT: 120A, OE-NO 9195336, MTR-CODE: Z 16 XE CA CA, ⇨MTR-NO 02HL5117, 20041690

VAUXHALL





VAUXHALL

ZAFIRA Mk I (A) (F75)



1.8 16V	05/99-08/05	Z18XE, X18XE1	85-32	1796	CT975K3 CT975WP1 CT975WP3 CT975WP6	CA, MTR-NO 02HL5118⇨, 20041691⇨ CA, MTR-NO 02MV7225⇨, 20U75999⇨ CA, MTR-NO 02HL5118⇨, 20041691⇨, ⇨MTR-NO 02MV7224, 20U75998 CA, ⇨MTR-NO 02HL5117, 20041690
2.0 DI 16V, 2.0 DTI 16V	04/99-08/05	X20DTL, Y20DTH	60-74	1995	5PK1212 5PK1255 5PK940 AP9003 CT975 CT975K2 CT975K3 CT975WP2 CT975WP5	ALT, (AC), FOR ALT: 120A ALT, (AC), FOR ALT: 100A MTR-CODE: Z18XE, ALT, (AC) ALT, (Bosch), FOR ALT: 120A, OE-NO 9195336 CA CA, ⇨MTR-NO 02HL5117, 20041690 CA, MTR-NO 02HL5118⇨, 20041691⇨ CA, MTR-NO 02HL5118⇨, 20041691⇨ CA, ⇨MTR-NO 02HL5117, 20041690
2.0 GSI Turbo	09/01-06/05	Z20LET	141	1998	6PK1800 6PK1863 6PK1873 6PK1800D1 6PK1863D1 6PK1873D1 VD1031 MS03	ALT, (AC) ALT, (AC), ⇨CH-NO 2H019030, 22109974 ALT, (AC), CH-NO 2H019031⇨, 22109975⇨ ALT, (AC) ALT, (AC), ⇨CH-NO 2H019030, 22109974 ALT, (AC), CH-NO 2H019031⇨, 22109975⇨ ONLY WITH VD1031
2.2 16V	11/98-08/04	Z22SE	108	2198	5PK1680 CT1023 CT1023K2	ALT, AC CA CA, ⇨12/2003
2.2 D	06/01-06/05	Y22DTR	92	2172	5PK1030 5PK880 6PK1805 6PK1863 MS03	ALT, (AC) ALT, (AC) ALT, (AC) ALT, (AC) ONLY WITH VD1031

ZAFIRA Mk II (B) (M75)

1.6	07/05-	Z16XEP	77	1598	5PK1450 5PK1546 VD1106 CT1077 CT1077K1 CT1077WP1	ALT, (AC) ALT, AC CA CA CA
	12/07-	Z16XER, A16XER	85	1598	5PK1450 5PK1546 CT1077 CT1077K1 CT1077WP1	ALT, (AC) ALT, (AC) CA CA CA
1.7 CDTI	01/08-	A17DTR, Z17DTJ	81-92	1686	AP9044	ALT, (Delco Remy), FOR ALT: 100A, OE-NO 98031154, FOR ALT: 140A, OE-NO 98031155
1.8	04/05-	Z18XER, A18XER	103	1796	5PK1450 5PK1546 CT1077 CT1077K1 CT1077WP1	ALT, (AC) ALT, (AC) CA CA CA
1.9 CDTI	07/05-	Z19DT	88	1910	6PK1050 6PK1370 6PK1380 AP9017 AP9028 VD1065 CT1106 CT1106K1 CT1106WP1	ALT, (AC) ALT, (AC), OE-NO 93 185 361 ALT, (AC), OE-NO 55 561 329 ALT, (Denso), FOR ALT: 100A, OE-NO 93180098, FOR ALT: 120A, OE-NO 93180102, FOR ALT: 130A, OE-NO 93180104 ALT, (Bosch), OE-NO 93191921, FOR ALT: 120A, OE-NO 93191922, FOR ALT: 140A ⇨CH-NO 5545149 CA, MTR-CODE: Z19DT CA, MTR-CODE: Z19DT CA, MTR-CODE: Z19DT





VOLVO

VAUXHALL						
ZAFIRA Mk II (B) (M75)						
		Z19DTH	110	1910	6PK1050 6PK1370 6PK1380 6PK1050D1 6PK1370D1 AP9017 AP9028 VD1065 VD1067 MS30 CT1105 CT1105K1 CT1105WP1	ALT, (AC) ALT, (AC), OE-NO 93 185 361 ALT, (AC), OE-NO 55 561 329 ALT, (AC), CH-NO 72156709⇨, 7G150346⇨ ALT, (AC), CH-NO 72156709⇨, 75189053⇨, 78104401⇨, OE-NO 93 185 361 ALT, (Denso), FOR ALT: 100A, OE-NO 93180098, FOR ALT: 120A, OE-NO 93180102, FOR ALT: 130A, OE-NO 93180104 ALT, (Bosch), OE-NO 93191921, FOR ALT: 120A, OE-NO 93191922, FOR ALT: 140A ⇨CH-NO 72156708, 7G150345 CH-NO 72156709⇨, 7G150346⇨ ONLY WITH VD1067 CA, MTR-CODE: Z19DTH CA, MTR-CODE: Z19DTH CA, MTR-CODE: Z19DTH
2.0	07/05-	Z20LEH, Z20LER	147-176	1998	5PK1680 CT1023 CT1023K3	ALT CA CA
2.2	07/05-	Z22YH	110	2198	5PK1030 5PK880	ALT, (AC) ALT, (AC)

VOLVO						
240 (P242, P244, 245)						
2.0	08/83-12/93	B19E, B200E, B200F	82-89	1986	2XAVX10X925 AVX10X838 AVX10X850 AVX10X940 AVX10X940 AVX10X990 AVX13X1075 AVX13X1350 AVX13X925 AVX13X975 CT643 CT825 CT643K1 CT825K1	ALT MODEL '93⇨, PS, (AC) ⇨MODEL '92, PS, (AC) MODEL '91⇨, PS, (-AC), (RHD) ⇨MODEL '90, PS, (-AC) MODEL '91⇨, ALT, (-AC), (LHD) AC, (PS), OE-NO 958493, 967114 AC, (PS), OE-NO 958504, 967133 AC, (-PS), OE-NO 958487, 967103 AC, (-PS), OE-NO 967107, 973489 CA, ⇨MODEL '92 CA, MODEL '93⇨ CA, ⇨MODEL '92 CA, MODEL '93⇨
	08/76-12/84	B19A, B19K	66-71	1986	AVX10X935 CT643 CT643K1	ALT, 2X CA CA
	08/84-07/85	B200K	76	1986	AVX10X838 AVX10X850 AVX10X925 AVX10X940 AVX10X990 AVX13X1075 AVX13X1350 AVX13X925 AVX13X975 CT643 CT643K1	PS, (AC) PS, (AC) ALT PS PS, (LHD) AC, (PS), OE-NO 958493, 967114 AC, OE-NO 958504, 967133 AC, OE-NO 958487, 967103 AC, OE-NO 967107, 973489 CA CA
2.1	08/80-07/84	B21A, B21F	79-80	2127	AVX10X850 AVX10X875 AVX10X925 AVX10X940 AVX13X1075 AVX13X1550 CT643 CT643K1	PS, (AC) PS, (-AC), ⇨CH-NO 115349 ALT, 2x PS, (-AC), CH-NO 115350⇨ AC, (PS), CH-NO 115350⇨ AC, (PS), ⇨CH-NO 115349 CA CA



VOLVO

240 (P242, P244, 245)

↔ 2.1 Turbo

08/80-07/85 B21ET 114 2127

- AVX10X935** PS
- AVX10X935** ALT, 2X
- CT643** CA
- CT643K1** CA

2.3 08/80-12/89 B230A, B230E, B230F, B230FX, B23A, B23E 81-100 2315-2316

- AVX10X1100** ALT, 2X
- AVX10X920** ALT, (AC), 2X
- AVX10X935** PS, (AC)
- AVX10X950** PS
- AVX13X1075** AC, (PS)
- AVX13X975** AC
- CT643** CA
- CT643K1** CA

2.3 i KAT 08/86-07/93 B230F 85 2316

- AVX10X910** ALT
- AVX10X920** ALT, (AC), 2X
- AVX10X935** PS, (AC)
- AVX10X940** PS
- AVX13X1075** AC, (PS)
- AVX13X975** AC
- CT643** CA, ↔ 12/1992
- CT825** CA, 01/1993↔
- CT643K1** CA, ↔ 12/1992
- CT825K1** CA, 01/1993↔

2.4 Diesel 08/78-08/93 D24 58-60 2383

- AVX10X888** PS
- AVX10X975** ALT, 2X
- AVX13X915** AC
- CT641** INJP
- CT704** CA
- CT704K1** CA
- CT704WP1** CA
- AVX10X1238** PS, (AC)

08/87-08/93 D24 58-60 2383

- AVX10X1238** ALT, (PS), (AC), OE-NO 966923
- AVX10X800** ALT, (PS), (AC), OE-NO 958302
- AVX10X888** PS
- AVX10X925** AC
- AVX10X975** ALT

2.8 10/80-09/84 B28E 114 2849

- AVX10X1100** ALT, OE-NO 968936
- AVX10X1125** ALT, OE-NO 966980
- AVX10X965** PS
- AVX13X1400** AC

260 (P262, P264, P265)

2.7

07/75-07/82 B27E 103-109 2664

- AVX10X1100** ALT, 2X
- AVX10X1125** ALT, 2X
- AVX10X1400** AC
- AVX10X960** PS
- AVX10X975** PS
- AVX13X1400** AC

08/76-07/82 B27A 92 2664

- AVX10X1125** ALT, FAN, 2X
- AVX10X975** PS

10/78-07/82 B27F 109 2664

- AVX10X1100** ALT, 2X, (MARCHALL)
- AVX10X1125** ALT, 2X, (BOSCH)
- AVX10X960** PS
- AVX13X1400** AC

2.8 08/80-07/82 B28A, B28E 95-114 2849

- AVX10X1125** ALT, FAN, 2X

B28F 114 2849

- AVX10X1125** ALT, FAN
- AVX10X838** PS

340-360 (343, 344, 345)

1.4

08/75-07/88 B14.3E, B14.4S 46-53 1397

- AVX10X1215** ALT, ↔ CH-NO 609999, ↔ 12/1981
- AVX10X1238** ALT, CH-NO 610000↔, 01/1982↔

1.6 Diesel 08/84-07/91 D16 40 1596

- AVX10X750** VACP
- 4PK885** ALT, ↔ MTR-NO 14931
- 5PK884** ALT, MTR-NO 14932↔





VOLVO

340-360 (343, 344, 345)

					CT596 CT604 CT596K1 CT604K1	CA, ⇨MTR-NO 32767 CA, MTR-NO 32768⇨ CA, ⇨MTR-NO 32767 CA, MTR-NO 32768⇨
1.7	08/85-07/91	B172K	59	1721	5PK847 CT553 CT684 CT553K1 CT684K1	ALT CA, ⇨MTR-NO B18E16529, B18F1725, B18FT1455 CA, MTR-NO B18E16530⇨, B18F1726⇨, B18FT1456-95⇨ CA, ⇨MTR-NO 51891 CA, MTR-NO 51892⇨
2.0	08/80-07/90	B19A, B19E, B200E, B200F, B200K	65-87	1986	AVX10X865 AVX10X920 AVX10X940 AVX13X1000 CT643 CT643K1	PS, (AC) ALT, 2X PS AC CA CA
	08/86-07/88	B200EA	81-82	1986	AVX10X865 AVX10X925 AVX10X940 AVX13X1000 CT643	PS, (AC) ALT PS AC CA
2.1	08/81-07/82	B21E	90	2127	AVX10X865 AVX10X925 AVX10X940 AVX13X1000 CT643 CT643K1	PS, (AC) ALT PS AC CA CA
440 K (445)						
1.6	09/88-12/96	B16F	61	1596	3PK590 4PK582 6PK1153 6PK1548 6PK1555 6PK850 CT684 CT684K1	ALT, (PS), (AC), ⇨CH-NO 656031 ALT, (PS), (AC), CH-NO 656032⇨ ALT, (PS), (AC) AC, (PS) ALT, (PS), (AC) ALT, (-PS), (-AC) CA CA
1.7	08/88-07/89	B18F	70	1721	3PK590 4PK582 6PK1153 6PK1548 6PK1555 6PK850 CT684 CT553K1 CT684K1	ALT, (PS), (AC), ⇨CH-NO 656031 ALT, (PS), (AC), CH-NO 656032⇨ ALT, (PS), (AC) AC, (PS) ALT, (PS), (AC) ALT, (-PS), (-AC) CA CA, ⇨MTR-NO 01725 CA, MTR-NO 01726⇨
1.7, 1.7 Turbo	08/88-12/96	B18EP, B18FP, B18FT, B18KP	64-90	1721	3PK590 4PK582 6PK1153 6PK1548 6PK1555 6PK850 CT684 CT684K1	ALT, (PS), (AC), ⇨CH-NO 656031 ALT, (PS), (AC), CH-NO 656032⇨ ALT, (PS), (AC) AC, (PS) ALT, (PS), (AC) ALT, (-PS), (-AC) CA CA
1.8	08/91-12/96	B18U	66	1794	3PK590 4PK582 6PK1153 6PK1548 6PK1555 6PK850	ALT, (PS), (AC), ⇨CH-NO 656031 ALT, (PS), (AC), CH-NO 656032⇨ ALT, (PS), (AC) AC, (PS) ALT, (PS), (AC) ALT, (-PS), (-AC)



VOLVO

440 K (445)



1.9 Turbo-Diesel	07/94-12/96	D19T	66	1870	CT684 CT684K1	CA, OILP CA, OILP
					6PK1153	ALT
					6PK1180	ALT, AC
					CT604	CA
					CT604K1	CA
2.0	08/92-07/96	B20F	80-81	1998	3PK600 6PK1153 6PK1555 6PK844 CT840 CT840K1	ALT, (PS), (AC) ALT, (PS), (-AC) AC, (PS) ALT, (-PS), (-AC) CA CA

460 L (464)

1.6	07/92-07/96	B16F	61	1596	3PK590 4PK582 6PK1153 6PK1548 6PK1555 6PK850 CT684 CT684K1	ALT, (PS), (AC), ⇨CH-NO 656031 ALT, (PS), (AC), CH-NO 656032⇨ ALT, (PS), (AC) AC, (PS) ALT, (PS), (AC) ALT, (-PS), (-AC) CA CA
1.7, 1.7 Turbo	09/88-07/96	B18EP, B18FT, B18KP	64-90	1721	3PK590 4PK582 6PK1153 6PK1548 6PK1555 6PK850 CT684 CT684K1	ALT, (PS), (AC), ⇨CH-NO 656031 ALT, (PS), (AC), CH-NO 656032⇨ ALT, (PS), (AC) AC, (PS) ALT, (PS), (AC) ALT, (-PS), (-AC) CA CA
1.8	08/91-07/96	B18U	66	1794	3PK590 4PK582 6PK1153 6PK1548 6PK1555 6PK850 CT684 CT684K1	ALT, (PS), (AC), ⇨CH-NO 656031 ALT, (PS), (AC), CH-NO 656032⇨ ALT, (PS), (AC) AC, (PS) ALT, (PS), (AC) ALT, (-PS), (-AC) CA, OILP CA, OILP
1.9 Turbo-Diesel	07/94-07/96	D19T	66	1870	6PK1153 6PK1180 CT604 CT604K1	ALT ALT, AC CA CA
2.0	08/92-07/96	B20F	80-81	1998	3PK600 6PK1153 6PK1548 6PK1555 6PK844 CT840 CT840K1	ALT, (AC) ALT, PS ALT, PS, AC ALT CA CA

480 E

1.7	08/86-07/88	B18F	70-80	1721	3PK600 6PK1153 6PK1548 6PK1555 6PK844 CT553 CT684 CT553K1 CT684K1	ALT, (PS), (AC) ALT, (PS), (-AC) AC, (PS), ⇨CH-NO 60000 AC, (PS), CH-NO 60001⇨ ALT, (-PS), (-AC) CA, ⇨MTR-NO B18E16529, B18F1725, B18FT1455 CA, MTR-NO B18E16530⇨, B18F1726⇨, B18FT1456-95⇨ CA, ⇨MTR-NO 01725 CA, MTR-NO 01726⇨
	08/89-07/96	B18EP	75	1721	3PK600	ALT, (PS), (AC)





VOLVO

VOLVO						
480 E ↔					6PK1153 6PK1548 6PK1555 6PK844 CT553 CT684 CT684K1	ALT, (PS), (-AC) AC, (PS), ⇒CH-NO 60000 AC, (PS), CH-NO 60001⇒ ALT, (-PS), (-AC) CA, ⇒MTR-NO B18E16529, B18F1725, B18FT1455 CA, MTR-NO B18E16530⇒, B18F1726⇒, B18FT1456-95⇒ CA
	04/86-07/89	B18E	78	1721	6PK1145 6PK1153 6PK1548 6PK1555 6PK844 CT553 CT684 CT553K1 CT684K1	ALT, PS AC ALT, PS, AC ALT CA, ⇒MTR-NO B18E16529, B18F1725, B18FT1455 CA, MTR-NO B18E16530⇒, B18F1726⇒, B18FT1456-95⇒ CA, ⇒MTR-NO 16529 CA, MTR-NO 16530⇒
1.7 Turbo	08/87-07/96	B18FT	88-90	1721	3PK600 6PK1153 6PK1555 6PK844 CT553 CT684 CT553K1 CT684K1	ALT, (PS), (AC) ALT, (PS), (-AC) AC, (PS) ALT, (-PS), (-AC) CA, ⇒MTR-NO B18E16529, B18F1725, B18FT1455 CA, MTR-NO B18E16530⇒, B18F1726⇒, B18FT1456-95⇒ CA, ⇒MTR-NO 01455 CA, MTR-NO 01456⇒
2.0	08/92-09/95	B20F	81	1998	3PK600 6PK1153 6PK1555 CT840 CT840K1	ALT, (PS), (AC) ALT, (PS), (-AC) AC, (PS) CA CA
740 (744, 745)						
2.0	08/89-07/91	B200F	82	1986	AVX10X1000 AVX10X1000 AVX10X925 AVX13X975 CT643 CT643K1	ALT, (AC) PS ALT AC CA CA
2.0 16V	09/87-08/90	B204E	100	1986	11,9X1025Ld 11,9X1025Ld 2XAVX13X1200 AVX10X1275 AVX13X1060 AVX13X1060 CT712 CT752 CT831	PS, CH-NO 250081⇒, 5-DOOR PS, CH-NO 408725⇒, 4-DOOR AC ALT PS, ⇒CH-NO 250080, 5-DOOR PS, ⇒CH-NO 408724, 4-DOOR CA, (MANL-TP) BS CA, (AUTOM-TP)
2.0 GLE	04/83-07/84	B19E	85	1986	AVX10X865 AVX10X925 AVX10X940 AVX13X1000 CT643 CT643K1	PS, (AC) ALT PS, (-AC) AC CA CA
2.0 Turbo	09/90-08/91	B200FT	114	1986	11,9X1000Ld 11,9X1013Ld AVX13X975 CT643	PS ALT AC CA



ContiTech



VOLVO

740 (744, 745)



2.3

					CT643K1	CA
05/85-08/87	B200ET	121	1986	11,9X995Ld 11,9X995Ld AVX13X975 CT643 CT643K1	ALT PS AC CA CA	
08/84-07/90	B23A, B230F, B230K	83-84	2316	AVX10X875 AVX10X920 AVX10X935 AVX10X950 AVX13X975 CT643 CT643K1	PS, (AC) ALT, 2X PS, ⇨12/1987 PS, 01/1988⇨ AC CA CA	
08/84-07/88	B230E	96	2316	AVX10X875 AVX10X920 AVX10X935 AVX10X950 AVX13X975 CT643	PS, (AC) ALT, 2X PS, ⇨12/1987 PS, 01/1988⇨ AC CA	
08/88-07/91	B234F	114	2316	AVX10X1000 AVX10X1000 AVX13X975 CT643	ALT PS AC CA	
08/85-07/92	B230F	83-85	2315-2316	AVX10X1000 AVX10X1000 AVX10X925 AVX13X975 CT643 CT643K1	PS ALT, (AC) ALT AC CA CA	
08/88-07/90	B234F	114	2316	2XAVX13X1200 AVX10X1275 AVX13X1075 CT712 CT752 CT831	AC ALT PS, ⇨CH-NO 250080 CA, (MANL-TP) BS CA, (AUTOM-TP)	
08/86-07/88	B230K	86	2316	AVX10X800 AVX10X910 AVX10X940 AVX10X950 AVX13X975 CT643 CT643K1	PS, 08/1987⇨ ALT PS, ⇨07/1987, ⇨CH-NO 167109 PS, ⇨07/1987, CH-NO 167110⇨ AC CA CA	
08/83-07/84	B23E	95	2316	AVX10X913 AVX10X940 AVX13X1075 AVX13X925 CT643 CT643K1	ALT PS PS, AC AC CA CA	
08/89-07/90	B230FB	100	2316	11,9X1013Ld 11,9X1013Ld AVX10X925 AVX13X975 CT643 CT643K1	ALT, (AC) PS ALT AC CA CA	
08/87-08/92	B234F	111-117	2316	11,9X1042Ld 2XAVX13X1200 AVX10X1275 AVX13X1060 CT643	PS, CH-NO 250081⇨ AC ALT PS, ⇨CH-NO 250080 CA	
2.3 Turbo	08/85-07/88	B230ET	134	2316	11,9X1013Ld 11,9X1013Ld	PS ALT



VOLVO



VOLVO

740 (744, 745)

					AVX13X975 AC CT643 CA CT643K1 CA
2.3, 2.3 Turbo	08/86-07/90	B230FB, B230FT, B230GT	100-140	2316	11,9X1000Ld PS 11,9X1013Ld ALT AVX13X975 AC CT643 CA CT643K1 CA
2.4 Diesel	08/84-07/92	D24	60	2383	AVX10X1013 PS, 01/1987⇌ AVX10X1150 ALT, 01/1987⇌ AVX10X1238 ALT, (PS), ⇌12/1986 AVX10X1238 PS, ⇌12/1986 AVX10X750 ALT, OE-NO 958300, 966894, ⇌12/1986 AVX10X975 ALT, OE-NO 958309 AVX13X925 AC CT641 INJP CT704 CA
2.4 TD Interc.	08/86-07/88	D24TIC	90	2383	AVX10X1013 PS AVX10X1150 ALT AVX13X925 AC CT641 INJP CT704 CA
2.4 Turbo-Diesel	09/85-07/92	D24T	80	2383	AVX10X1013 PS, 01/1987⇌ AVX10X1150 ALT, 01/1987⇌ AVX10X1238 ALT, ⇌12/1986, (PS) AVX10X1238 PS, ⇌12/1986 AVX10X750 ALT, ⇌12/1986 AVX10X975 ALT, ⇌12/1986 AVX13X925 AC CT641 INJP CT704 CA

760 (704, 764, 765)

2.3 Turbo	08/84-10/88	B230ET	134	2316	AVX10X1000 ALT, 01/1985⇌ AVX10X1000 PS, 01/1985⇌ AVX13X975 AC, 01/1985⇌ CT643 CA CT643K1 CA
	08/82-07/84	B23ET	127	2315	AVX10X913 ALT, 2X AVX10X940 PS AVX13X1075 PS, (AC) AVX13X925 AC CT643 CA CT643K1 CA
2.4 TD Interc., 2.4 Turbo Diesel	04/87-07/92	D24T, D24TIC	80-85	2383	AVX10X1013 PS AVX10X1150 ALT AVX13X925 AC CT641 INJP CT704 CA
2.4 Turbo Diesel	08/82-07/87	D24T	82	2383	AVX10X1013 PS, 01/1987⇌ AVX10X1150 ALT, 01/1987⇌ AVX10X1238 ALT, ⇌12/1986, (PS) AVX10X1238 PS, ⇌12/1986 AVX10X750 ALT, ⇌12/1986 AVX10X975 ALT, ⇌12/1986 AVX13X925 AC
2.8	08/81-08/90	B28E, B280E	115	2849	AVX10X1100 ALT, 2X AVX10X983 PS AVX13X1400 AC AVX13X1425 AC
	05/86-08/91	B280F	105-108	2849	AVX10X1075 ALT, 2X, CH-NO 135627⇌ AVX10X1100 ALT, 2X, ⇌CH-NO 135626



ContiTech



VOLVO

760 (704, 764, 765)



- AVX10X990** PS
- AVX13X1400** AC, ⇨ 12/1987, OE-NO 958506, 967137
- AVX13X1425** AC, ⇨ 12/1987, OE-NO 969135, 967139

780

2.9

08/86-07/90 B280E, B280F 108-115 2849

- AVX10X1100** ALT
- AVX10X990** PS
- AVX13X1425** AC

850 (LS, LW)

2.0

06/91-12/96 B5204F 105 1984

- 6PK1256** ALT, (AC), (AUTOM)
- 6PK1270** ALT, (AC), (MANL)
- 6PK1623** ALT, (AC)
- CT737** CA, ⇨ MTR-NO 131034, ⇨ 12/1993
- CT759** CA, MTR-NO 131035⇨, 01/1994⇨
- CT737K1** CA, ⇨ MTR-NO 131 034
- CT759K1** CA, MTR-NO 131 035⇨

08/94-12/96 B5202S 93 1984

- 6PK1256** ALT, PS, (AUTOM)
- 6PK1270** ALT, PS, (MANL)
- 6PK1613** ALT, PS, AC, ⇨ MTR-NO 565356
- 6PK1743** ALT, PS, AC, MTR-NO 565357⇨
- CT854** CA, ⇨ MTR-NO 131154
- CT855** CA, MTR-NO 131155⇨
- CT854K1** CA, ⇨ MTR-NO 131154
- CT855K1** CA, MTR-NO 131155⇨

2.0 Turbo

09/93-10/97 B5204T2 132 1984

- 6PK1250** ALT, (AC), (AUTOM)
- 6PK1270** ALT, (AC), (MANL)
- 6PK1623** ALT, (AC), ⇨ MTR-NO 565356
- 6PK1740** ALT, (AC), MTR-NO 565357⇨
- CT737** CA, ⇨ MTR-NO 131154
- CT759** CA, MTR-NO 131155⇨
- CT737K1** CA, ⇨ MTR-NO 131154
- CT759K1** CA, MTR-NO 131155⇨

2.0, 2.0 Turbo

08/93-12/96 B5204F, B5204FT, B5204T 105-155 1984

- 6PK1256** ALT, (AC), (AUTOM)
- 6PK1270** ALT, (AC), (MANL)
- 6PK1623** ALT, (AC), ⇨ MTR-NO 565356
- 6PK1743** ALT, (AC), MTR-NO 565357⇨
- CT737** CA, ⇨ MTR-NO 131154
- CT759** CA, MTR-NO 131155⇨
- CT737K1** CA, ⇨ MTR-NO 131 154
- CT759K1** CA, MTR-NO 131 155⇨

2.3 T5, 2.3 T5-R

02/93-12/96 B5234FT, B5234T4 166-184 2319

- 6PK1256** ALT, (AC), (AUTOM)
- 6PK1270** ALT, (AC), (MANL)
- 6PK1623** ALT, (AC), ⇨ MTR-NO 565356
- 6PK1743** ALT, (AC), MTR-NO 565357⇨
- CT737** CA, ⇨ MTR-NO 131154
- CT759** CA, MTR-NO 131155⇨
- CT737K1** CA, ⇨ MTR-NO 131 154
- CT759K1** CA, MTR-NO 131 155⇨

2.3, 2.3 Turbo R

06/95-10/97 B5234FS, B5234T5 106-177 2319

- 6PK1250** ALT, (AC), (AUTOM)
- 6PK1270** ALT, (AC), (MANL)
- 6PK1623** ALT, (AC), ⇨ MTR-NO 565356
- 6PK1740** ALT, (AC), MTR-NO 565357⇨
- CT737** CA, ⇨ MTR-NO 131154
- CT759** CA, MTR-NO 131155⇨
- CT737K1** CA, ⇨ MTR-NO 131154
- CT759K1** CA, MTR-NO 131155⇨

2.4 GLE

09/93-10/97 B5254T 142 2435

- 6PK1250** ALT, (AC), (AUTOM)
- 6PK1270** ALT, (AC), (MANL)
- 6PK1623** ALT, (AC), ⇨ MTR-NO 565356
- 6PK1740** ALT, (AC), MTR-NO 565357⇨
- CT737** CA, ⇨ MTR-NO 131154
- CT759** CA, MTR-NO 131155⇨



VOLVO



VOLVO						
850 (LS, LW)						
↔						CT737K1 CA, ⇨MTR-NO 131154
						CT759K1 CA, MTR-NO 131155⇨
2.5	06/91-12/96	B5252, B5252FS	103-106	2435		6PK1256 ALT, (-AC), (AUTOM)
						6PK1270 ALT, (-AC), (MANL)
						6PK1623 ALT, (AC), ⇨MTR-NO 565356
						6PK1743 ALT, (AC), MTR-NO 565357⇨
						CT854 CA, ⇨MTR-NO 131154
						CT855 CA, MTR-NO 131155⇨
						CT854K1 CA, ⇨MTR-NO 131154
						CT855K1 CA, MTR-NO 131155⇨
2.5 TDI	08/95-12/96	D5252T	103	2461		6PK1420 ALT, (-AC), OE-NO 1275725
						6PK1432 ALT, (-AC), OE-NO 9186320
						6PK1675 ALT, (AC), OE-NO 1275726
						6PK1685 ALT, (AC), OE-NO 9186319
						MS42 ONLY WITH VD1002
						VD1002
						MS09 ONLY WITH VD1002
						CT914 INJP
						CT939 CA
						CT914K1 INJP
						CT939K3 CA
						CT939WP6 CA
2.5, 2.5 AWD	08/91-12/96	B5254S, B5254T	125-142	2435		6PK1256 ALT, PS, (AUTOM)
						6PK1270 ALT, PS, (MANL)
						6PK1623 ALT, PS, AC, ⇨MTR-NO 565356
						6PK1743 ALT, PS, AC, MTR-NO 565357⇨
						CT737 CA, ⇨MTR-NO 131154
						CT759 CA, MTR-NO 131155⇨
						CT737K1 CA, ⇨MTR-NO 131 154
						CT759K1 CA, MTR-NO 131 155⇨
940 (944, 945)						
2.0	01/92-07/94	B200F	82	1986		11,9X1013Ld ALT, (AC)
						11,9X885Ld ALT, (-AC), 5-DOOR, CH-NO 117442⇨
						11,9X885Ld ALT, (-AC), 4-DOOR, CH-NO 174394⇨
						AVX10X925 ALT, (-AC), ⇨CH-NO 174393, 4-DOOR
						AVX10X925 ALT, (-AC), ⇨CH-NO 117441, 5-DOOR
						AVX13X950 AC, (AUTOM)
						AVX13X975 AC, (MANL)
						CT643 CA, ⇨12/1992
						CT825 CA, 01/1993⇨
						CT643K1 CA, ⇨12/1992
						CT825K1 CA, 01/1993⇨
2.0 Turbo	08/90-07/95	B200FT	114	1986		11,9X1000Ld PS
						11,9X1013Ld ALT
						AVX13X950 AC, MODEL '93⇨
						AVX13X975 AC, ⇨MODEL '92
						CT643 CA, ⇨MODEL '92
						CT825 CA, MODEL '93⇨
						CT643K1 CA, ⇨MODEL '92
						CT825K1 CA, MODEL '93⇨
2.3	08/90-07/91	B234F, B234G	114	2316		11,9X1042Ld PS
						2XAVX13X1200 AC
						AVX10X1275 ALT
						CT752 BS
						CT831 CA
	08/90-12/94	B230FB, B230FD, B230FT, B230G	85-118	2316		11,9X1013Ld ALT, (AC)
						11,9X885Ld ALT, (-AC), 4-DOOR, CH-NO 174394⇨
						11,9X885Ld ALT, (-AC), 5-DOOR, CH-NO 117442⇨
						AVX10X925 ALT, (AC), ⇨CH-NO 174393, 4-DOOR
						AVX10X925 ALT, (AC), ⇨CH-NO 117441, 5-DOOR
						AVX13X950 AC, (AUTOM)





VOLVO

940 (944, 945)



2.3 Turbo	08/91-07/93	B230FT+	140	2316	AVX13X975 CT643 CT825 CT643K1 CT825K1	AC, (MANL) CA, ⇨12/1992 CA, 01/1993⇨ CA, ⇨12/1992 CA, 01/1993⇨
2.3, 2.3 Turbo	08/90-12/94	B230FB, B230FT	96-121	2316	11,9X1013Ld 11,9X1013Ld AVX13X950 AVX13X975 CT643 CT825 CT643K1 CT825K1	ALT PS AC, (AUTOM) AC CA, ⇨12/1992 CA, 01/1993⇨ CA, ⇨12/1992 CA, 01/1993⇨
2.4 TD Intercooler, 2.4 Turbo Diesel	08/90-12/94	D24T, D24TIC	80-90	2383	AVX10X1000 AVX10X1000 AVX10X925 AVX13X950 AVX13X975 CT643 CT825 CT643K1 CT825K1	ALT, (AC) PS ALT AC, 01/1993⇨ AC, ⇨12/1992 CA, ⇨12/1992 CA, 01/1993⇨ CA, ⇨12/1992 CA, 01/1993⇨
2.4 TD Intercooler, 2.4 Turbo Diesel	08/90-12/94	D24T, D24TIC	80-90	2383	AVX10X1013 AVX10X1150 AVX13X900 AVX13X915 CT641 CT704 CT758	PS ALT AC, 09/1992⇨ AC, ⇨08/1992 INJP CA, ⇨08/1994 CA, 08/1994⇨

940 II (944, 945)

2.0 Turbo	04/96-10/98	B200FT	114	1986	11,9X1000Ld 11,9X1013Ld AVX10X888 AVX13X950 AVX13X975 CT825 CT825K1	PS ALT, (AC) ALT, (AC) AC, (AUTOM) AC, (MANL) CA CA
2.3	10/94-05/97	B230GK	113	2316	11,9X1013Ld AVX10X888 AVX13X950 AVX13X975 CT825 CT825K1	ALT, (AC) ALT, (AC) AC, MTR:NO 181518⇨ AC, ⇨MTR:NO 181517 CA CA
2.3 Turbo	08/94-10/98	B230FT	121-126	2316	AVX10X1005 AVX10X888 AVX10X925 AVX13X950 AVX13X975 CT825 CT825K1	PS ALT, (AC), CH:NO 117442⇨ ALT, (AC), ⇨CH:NO 117441 AC, (AUTOM) AC, (MANL) CA CA
2.3, 2.3 ti	08/94-10/98	B230FB, B230FD, B230FK	85-99	2316	11,9X1013Ld 11,9X885Ld 11,9X885Ld AVX10X925 AVX10X925 AVX13X950 AVX13X975 CT825 CT825K1	ALT, (AC) ALT, (AC), 4-DOOR, CH:NO 174394⇨ ALT, (AC), 5-DOOR, CH:NO 117442⇨ ALT, (AC), ⇨CH:NO 117441, 5-DOOR ALT, (AC), ⇨CH:NO 174393, 4-DOOR AC, (AUTOM) AC, (MANL) CA CA
2.4 TD Interc.	08/94-10/98	D24TIC	90	2383	AVX10X1013 AVX10X1150	PS ALT





VOLVO						
940 II (944, 945)						
↔					∞	AVX13X900 AC
					▲▲▲	CT641 INJP
					▲▲▲	CT758 CA
960 (964, 965)						
2.0	09/90-09/93	B200F	82	1986	∞	AVX10X1000 ALT, (AC)
					∞	AVX10X1000 PS
					∞	AVX10X925 ALT
					∞	AVX13X950 AC, 01/1993↔
					∞	AVX13X975 AC, ↔12/1992
					▲▲▲	CT643 CA, ↔12/1992
					▲▲▲	CT825 CA, 01/1993↔
					▲▲▲	CT643K1 CA, ↔12/1992
					▲▲▲	CT825K1 CA, 01/1993↔
2.4 TD Interc., 2.4 Tdi	09/90-07/94	D24TIC	85-90	2383	∞	AVX10X1013 PS
					∞	AVX10X1150 ALT
					∞	AVX13X900 AC, 01/1993↔
					∞	AVX13X925 AC, ↔12/1992
					▲▲▲	CT641 INJP
					▲▲▲	CT704 CA
2.8, 2.8 GL	09/90-05/92	B280E, B280F	108-115	2849	∞	AVX10X1075 ALT
					∞	AVX10X1100 WP
					∞	AVX10X990 PS
2.9	08/90-07/94	B6304F, B6304S	150	2922	∞	6PK1256 ALT, (AC), (AUTOM)
					∞	6PK1270 ALT, (AC), (MANL)
					∞	6PK1623 ALT, (AC), (1994)
					∞	6PK1642 ALT, (AC), (1995/ 1996)
					▲▲▲	CT737 CA, ↔MTR-NO 131034
					▲▲▲	CT759 CA, MTR-NO 131035↔
					▲▲▲	CT737K1 CA, ↔MTR-NO 131034
					▲▲▲	CT759K1 CA, MTR-NO 131035↔
960 II (964, 965)						
2.5	08/94-12/96	B6254S	125	2473	∞	6PK1256 ALT, (AC), (AUTOM), ↔12/1996
					∞	6PK1270 ALT, (AC), (MANL), ↔12/1996
					∞	6PK1623 ALT, (AC), ↔12/1994
					∞	6PK1635 ALT, (AC), 01/1995↔
					▲▲▲	CT902 CA
					▲▲▲	CT902K1 CA, 01/1995↔
2.9	07/94-12/96	B6304S	150	2922	∞	6PK1256 ALT, (AC), (AUTOM)
					∞	6PK1270 ALT, (AC), (MANL)
					∞	6PK1623 ALT, (AC), (1994)
					∞	6PK1642 ALT, (AC), (1995, 1996)
					▲▲▲	CT759 CA, (1994)
					▲▲▲	CT902 CA, (1995, 1996)
					▲▲▲	CT759K1 CA, (1994)
					▲▲▲	CT902K1 CA, (1995, 1996)
C30						
1.6	10/06-	B4164S3	74	1596	∞	5PK868 ELAST AC
					∞	6PK1059 ELAST ALT
					∞	6PK1059 ELAST T2 ALT, (AC)
					▲▲▲	CT881 CA
					▲▲▲	CT881K3 CA, ↔08/2009
					▲▲▲	CT881K5 CA, 08/2009↔
					▲▲▲	CT881WP2 CA, ↔08/2009
1.6 D	10/06-	D4164T	80	1560	∞	6PK800 ALT, (AC)
					∞	6PK976 ALT, (AC)
					⊙	AP9029 ALT, (Denso), FOR ALT: 120A, ALT-No: 104210-3511, 104210-3512, 104210-3513
					⊙	VD1094 ↔CH-NO 219999
					▲▲▲	MS08 ONLY WITH VD1094
					▲▲▲	CT1092 CA
					▲▲▲	CT1092K1 CA





VOLVO

C30

1.6 D2	10/10-	D4162T	84	1560	CT1092WP1	CA
					6PK962	ALT
					CT1162	CA
1.8, 1.8 FlexFuel	10/06-	B4184S8, B4184S11	92	1798	5PK705 ELAST	AC
					6PK1306	ALT, ⇨CH-NO 73764
					5PK705 ELAST T1	AC
2.0	10/06-	B4204S3	107	1999	5PK705 ELAST	AC
					6PK1306	ALT, ⇨CH-NO 73764
					5PK705 ELAST T1	AC
2.0 D	10/06-	D4204T	100	1998	6PK1217	ALT, AC
					AP9029	ALT, (Denso), FOR ALT: 120A, ALT-No: 104210-3511, 104210-3512, 104210-3513
					CT1091	CA
					CT1091K1	CA
					CT1091WP1	CA
2.4 i	10/06-	B5244S4	125	2435	5PK847	AC
					5PK890	ALT
					CT979	CA
					CT979K3	CA
D3	10/10-	D5204T5	110	1984	5PK847	AC
					5PK890	ALT
					CT1010	CA
					CT1010K1	CA
D4	10/10-	D5204T	130	1984	5PK847	AC
					5PK890	ALT
					CT1010	CA
					CT1010K1	CA
D5	10/06-	D5244T8, D5244T9, D5244T13	120- 132	2400	5PK847	AC
					5PK890	ALT
					CT1010	CA
					CT1010K1	CA
					CT1010WP1	CA
T5	10/06-	B5254T3	162	2521	5PK847	AC
					5PK890	ALT
					CT979	CA
					CT979K2	CA, ⇨MTR-NO 3887615
					CT979K3	CA, MTR-NO 3887616⇨
	03/07-	B5254T7	169	2521	5PK847	AC
					5PK890	ALT
					CT979	CA
					CT979K3	CA

C701

2.0	03/97-10/05	B5204T2	132	1984	6PK1256	ALT, (-AC), (AUTOM)
					6PK1270	ALT, (-AC), (MANL)
					6PK1743	ALT, (AC)
					CT759	CA, ⇨MTR-NO 1266127
					CT979	CA, MTR-NO 1266128⇨
					CT759K1	CA, ⇨MTR-NO 1266127
					CT979K1	CA, MTR-NO 1266128⇨
					CT979WP1	CA, MTR-NO 1266128⇨
2.0 T	03/00-10/05	B5204T4	120	1984	6DPK1825	ALT, (-AC)
					6DPK1841	ALT, (AC), ⇨12/2000
					6DPK1853	ALT, (AC)
					AP9041	ALT, (Bosch), FOR ALT: 120A, OE-NO 8601841, 9459077, MTR-CODE: B 5204 T4
					VD1102	01/2003⇨
					CT979	CA
					CT979K1	CA
					CT979WP1	CA
	03/97-10/05	B5204T3	166	1984	6DPK1825	ALT, (-AC), (1999)





VOLVO

C70 I
↔

					6DPK1841 6DPK1853 6PK1256 6PK1270 6PK1743 AP9041 CT759 CT979 CT759K1 CT979K1 CT979WP1	ALT, (AC), (1999) ALT, (AC), (2000-) ALT, (-AC), (AUTOM), (1998) ALT, (-AC), (MANL), (1998) ALT, (AC), (1998) ALT, (Bosch), FOR ALT: 120A, OE-NO 8601841, 9459077, MTR-CODE: B 5204 T3 CA, ⇨MTR-NO 1266127 CA, MTR-NO 1266128⇨ CA, ⇨MTR-NO 1266127 CA, MTR-NO 1266128⇨ CA, MTR-NO 1266128⇨
2.3 T5	07/02-10/05	B5234T9	180	2319	6DPK1841 AP9041 VD1102 CT979 CT979K1 CT979WP1	ALT, (AC) ALT, (Bosch), FOR ALT: 120A, OE-NO 8601841, 9459077, MTR-CODE: B 5234 T9 01/2003⇨ CA CA CA
2.3 T-5	03/97-10/05	B5234T3	176	2319	6DPK1825 6DPK1841 6DPK1853 6PK1256 6PK1270 6PK1743 AP9041 VD1102 CT759 CT979 CT759K1 CT979K1 CT979WP1	ALT, (AC), (1999) ALT, (AC), (1999) ALT, (AC), (2000-) ALT, (-AC), (AUTOM), (1998) ALT, (-AC), (MANL), (1998) ALT, (AC), (1998) ALT, (Bosch), FOR ALT: 120A, OE-NO 8601841, 9459077, MTR-CODE: B 5234 T3 01/2003⇨ CA, ⇨MTR-NO 1266127 CA, MTR-NO 1266128⇨ CA, ⇨MTR-NO 1266127 CA, MTR-NO 1266128⇨ CA, MTR-NO 1266128⇨
2.4 T	07/02-10/05	B5244T7	147	2435	6DPK1841 6DPK1853 AP9041 VD1102 CT979 CT979K1 CT979WP1	ALT, (AC) ALT, (AC) ALT, (Bosch), FOR ALT: 120A, OE-NO 8601841, 9459077, MTR-CODE: B 5244 T7 01/2003⇨ CA CA CA
2.5	06/98-10/05	B5254S, B5244S	121-125	2435	6DPK1825 6DPK1841 6DPK1853 6PK1256 6PK1270 6PK1743 AP9041 CT759 CT979 CT759K1 CT979K1 CT979WP1	ALT, (AC), (1999) ALT, (AC), (1999) ALT, (AC), (2000-) ALT, (-AC), (AUTOM), (1998) ALT, (-AC), (MANL), (1998) ALT, (AC), (1998) ALT, (Bosch), FOR ALT: 120A, OE-NO 8601841, 9459077, MTR-CODE: B 5244 S CA, ⇨MTR-NO 1266127 CA, MTR-NO 1266128⇨ CA, ⇨MTR-NO 1266127 CA, MTR-NO 1266128⇨ CA, MTR-NO 1266128⇨
2.5 T	03/97-10/05	B5254T, B5244T	142	2435	6DPK1825 6DPK1841 6DPK1853 6PK1256 6PK1270 6PK1743 AP9041	ALT, (AC), (1999) ALT, (AC), (1999) ALT, (AC), (2000-) ALT, (-AC), (AUTOM), (1998) ALT, (-AC), (MANL), (1998) ALT, (AC), (1998) ALT, (Bosch), FOR ALT: 120A, OE-NO 8601841,





ContiTech



VOLVO

C70 I



- CT759**
- CT979**
- CT759K1**
- CT979K1**
- CT979WP1**

9459077, MTR-CODE: B 5254 T, B 5244 T
 CA, ⇨ MTR-NO 1266127
 CA, MTR-NO 1266128⇨
 CA, ⇨ MTR-NO 1266127
 CA, MTR-NO 1266128⇨
 CA, MTR-NO 1266128⇨

C70 II Cabriolet
2.0 D

01/08- D4204T 100 1997

- 6PK1217**
- AP9029**
- CT1091**
- CT1091K1**
- CT1091WP1**

ALT
 ALT, (Denso), FOR ALT: 120A, ALT-No: 104210-3511, 104210-3512, 104210-3513
 CA
 CA
 CA

2.4, 2.4 i

03/06- B5244S4, B5244S5 103-125 2435

- 5PK847**
- 5PK890**
- CT979**
- CT979K2**
- CT979K3**

AC
 ALT
 CA
 CA, ⇨ CH-NO 1186
 CA, CH-NO 1187⇨

D5

03/06- D5244T8, D5244T13 132 2400

- 5PK847**
- 5PK890**
- CT1010**
- CT1010K1**
- CT1010WP1**

AC
 ALT
 CA
 CA
 CA

T5

03/06- B5254T3, B5254T7 162-169 2521

- 5PK847**
- 5PK890**
- CT979**
- CT979K2**
- CT979K3**

AC
 ALT
 CA
 CA, ⇨ CH-NO 1186
 CA, CH-NO 1187⇨

S40 I (VS)

1.6

03/99-12/03 B4164S2 80 1587

- 6DPK1841**
- 6PK1613**
- 6PK1623**
- 6PK1750**
- 6PK1760**
- AP9051**
- CT759**
- CT979**
- CT759K1**
- CT979K1**
- CT979WP1**

ALT, (AC), 01/2000⇨
 ALT, (AC), ⇨ MTR-NO 1440994
 ALT, (AC), MTR-NO 1440995⇨, ⇨ 12/1999
 ALT, (AC), ⇨ MTR-NO 1440994
 ALT, (AC), MTR-NO 1440995⇨, ⇨ 12/1999
 ALT, (Nippon Denso), FOR ALT: 120A, OE-NO 8601699
 CA, ⇨ MTR-NO 1219110
 CA, MTR-NO 1219111⇨, ⇨ MTR-NO 2816209
 CA, ⇨ MTR-NO 1219110
 CA, MTR-NO 1219111⇨
 CA, MTR-NO 1219111⇨

09/95-08/99 B4164S 77 1588

- 6PK1613**
- 6PK1623**
- 6PK1750**
- 6PK1760**
- AP9051**
- CT759**
- CT979**
- CT759K1**
- CT979K1**
- CT979WP1**

ALT, PS, ⇨ MTR-NO 1440994
 ALT, PS, MTR-NO 1440995⇨
 ALT, PS, AC, ⇨ MTR-NO 1440994
 ALT, PS, AC, MTR-NO 1440995⇨
 ALT, (Nippon Denso), FOR ALT: 120A, OE-NO 8601699
 CA, ⇨ MTR-NO 1219110
 CA, MTR-NO 1219111⇨
 CA, ⇨ MTR-NO 1219110
 CA, MTR-NO 1219111⇨
 CA, MTR-NO 1219111⇨

1.8

03/99-12/03 B4184S2, B4184S9 90 1783

- 6DPK1841**
- AP9051**
- VD1102**
- CT759**
- CT979**
- CT759K1**
- CT979K1**
- CT979WP1**

ALT
 ALT, (Nippon Denso), FOR ALT: 120A, OE-NO 8601699
 CH-NO CH920000⇨
 CA, (AUTOM-TP)
 CA, (MANL-TP), MTR-NO 1266196⇨
 CA, (AUTOM-TP)
 CA, (MANL-TP), MTR-NO 1266196⇨
 CA, (MANL-TP), MTR-NO 1266196⇨





ContiTech



VOLVO

S40 I (VS)



	07/95-08/99	B4184S, B4184S3	85	1731	6PK1613 6PK1623 6PK1750 6PK1760 AP9051 VD1102 CT759 CT979 CT759K1 CT979K1 CT979WP1	ALT, PS, ⇨MTR-NO 1440994 ALT, PS, MTR-NO 1440995⇨ ALT, PS, AC, ⇨MTR-NO 1440994 ALT, PS, AC, MTR-NO 1440995⇨ ALT, (Nippon Denso), FOR ALT: 120A, OE-NO 8601699 CH-NO CH920000⇨ CA, ⇨MTR-NO 1219110 CA, MTR-NO 1219111⇨ CA, ⇨MTR-NO 1219110 CA, MTR-NO 1219111⇨ CA, MTR-NO 1219111⇨
1.8 i	03/98-12/03	B4184SM	92	1834	4PK780 5PK1090 5PK1345 AP9051 CT941 CT941K1	ALT PS, (-AC) PS, (AC) ALT, CH-NO 415000⇨, ⇨CH-NO 964074, (Nippon Denso), FOR ALT: 120A, OE-NO 8601699 CA CA
	06/01-12/03	B4184SJ	90	1834	4PK780 5PK1090 5PK1345 AP9051 CT941 CT941K1	ALT PS, (-AC) PS, (AC) ALT, CH-NO 415000⇨, ⇨CH-NO 964076, (Nippon Denso), FOR ALT: 120A, OE-NO 8601699 CA CA, MTR-CODE: B4184SJ
1.9 DI	03/99-07/00	D4192T2	70	1870	6PK1138 6PK1642 AP9039 AP9039 AP9052 AP9052 AP9052 CT940 CT940K1 CT940K2	ALT, (AC) ALT, (AC) ALT, (Valeo), FOR ALT: 120A, OE-NO 8251635, 8251641, 8251644, 8251647, 8251648 ALT, (Valeo), FOR ALT: 125A, OE-NO 8251725, 3602231 ALT, (Valeo), FOR ALT: 110A, OE-NO 8251637, 8251646, 8602185, 8251645 ALT, (Valeo), FOR ALT: 120A, OE-NO 8251648, 8251641, 8251647, 8251635, 8251644 ALT, (Valeo), FOR ALT: 80A, OE-NO 8251638, 8251640 CA CA CA
	07/00-12/03	D4192T4	75	1870	5PK1120 6PK1795 AP9039 AP9039 AP9052 AP9052 AP9052 CT1025 CT1025K1 CT1025WP2	ALT, (AC) ALT, (AC) ALT, (Valeo), FOR ALT: 120A, OE-NO 8251635, 8251641, 8251644, 8251647, 8251648 ALT, (Valeo), FOR ALT: 125A, OE-NO 8251725, 3602231 ALT, (Valeo), FOR ALT: 80A, OE-NO 8251638, 8251640 ALT, (Valeo), FOR ALT: 110A, OE-NO 8251637, 8251646, 8602185, 8251645 ALT, (Valeo), FOR ALT: 120A, OE-NO 8251648, 8251641, 8251647, 8251635, 8251644 CA CA CA
		D4192T3	85	1870	5PK1120 6PK1795 AP9039 AP9039	ALT, (AC) ALT, (AC) ALT, (Valeo), FOR ALT: 120A, OE-NO 8251635, 8251641, 8251644, 8251647, 8251648 ALT, (Valeo), FOR ALT: 125A, OE-NO 8251725,





ContiTech



VOLVO

VOLVO					
S40 I (VS)					
					<ul style="list-style-type: none"> AP9043 3602231 ALT, (Valeo), OE-NO 36002231, FOR ALT: 125A, (-AUTOM-AC) AP9052 ALT, (Valeo), FOR ALT: 80A, OE-NO 8251638, 8251640 AP9052 ALT, (Valeo), FOR ALT: 110A, OE-NO 8251637, 8251646, 8602185, 8251645 AP9052 ALT, (Valeo), FOR ALT: 120A, OE-NO 8251648, 8251641, 8251647, 8251635, 8251644 CT1025 CA CT1025K1 CA CT1025WP2 CA
1.9 T4	05/97-07/00	B4194T, B4194T2	147	1855	<ul style="list-style-type: none"> 6DPK1841 ALT, 01/2000⇨ 6PK1613 ALT, PS, ⇨MTR-NO 1440994, ⇨12/1999 6PK1623 ALT, PS, MTR-NO 1440995⇨, ⇨12/1999 6PK1750 ALT, PS, AC, ⇨MTR-NO 1440994, ⇨12/1999 6PK1760 ALT, PS, AC, MTR-NO 1440995⇨, ⇨12/1999 AP9051 ALT, (Nippon Denso), FOR ALT: 120A, OE-NO 8601699 VD1102 CH-NO CH920000⇨ CT759 CA, ⇨MTR-NO 1219110 CT979 CA, MTR-NO 1219111⇨ CT759K1 CA, ⇨MTR-NO 1219110 CT979K1 CA, MTR-NO 1219111⇨ CT979WP1 CA, MTR-NO 1219111⇨
1.9 TD	07/95-08/99	D4192T	66	1870	<ul style="list-style-type: none"> 6PK1138 ALT, PS 6PK1642 ALT, PS, AC AP9039 ALT, (Valeo), FOR ALT: 120A, OE-NO 8251635, 8251641, 8251644, 8251647, 8251648 AP9039 ALT, (Valeo), FOR ALT: 125A, OE-NO 8251725, 3602231 AP9052 ALT, (Valeo), FOR ALT: 120A, OE-NO 8251648, 8251644, 8251635, 8251647, 8251641 AP9052 ALT, (Valeo), FOR ALT: 80A, OE-NO 8251638, 8251640 AP9052 ALT, (Valeo), FOR ALT: 110A, OE-NO 8251637, 8251646, 8251645, 8602185 CT935 CA, MTR-NO 3535⇨, (SEE BELT SPEC), (HTD2) CT966 CA, ⇨MTR-NO 3534 CT935K1 CA, MTR-NO 20 560⇨, (SEE BELT SPEC), (HTD2) CT935K2 CA, MTR-NO 20 560⇨, (SEE BELT SPEC), (HTD2)
2.0	07/95-12/03	B4204S, B4204S2	100- 103	1948	<ul style="list-style-type: none"> 6DPK1841 ALT, MTR-CODE: B4204S2 6PK1613 ALT, PS, ⇨MTR-NO 1440994, MTR-CODE: B4204S 6PK1623 ALT, PS, MTR-NO 1440995⇨, MTR-CODE: B4204S 6PK1750 ALT, PS, AC, ⇨MTR-NO 1440994, MTR-CODE: B4204S 6PK1760 ALT, PS, AC, MTR-NO 1440995⇨, MTR-CODE: B4204S AP9051 ALT, (Nippon Denso), FOR ALT: 120A, OE-NO 8601699 VD1102 CH-NO CH920000⇨ CT759 CA, ⇨MTR-NO 1219110 CT979 CA, MTR-NO 1219111⇨ CT759K1 CA, ⇨MTR-NO 1219110 CT979K1 CA, MTR-NO 1219111⇨ CT979WP1 CA, MTR-NO 1219111⇨
2.0 T	10/97-07/00	B4204T	118	1948	<ul style="list-style-type: none"> 6DPK1841 ALT, 01/2000⇨ 6PK1613 ALT, PS, ⇨MTR-NO 1440994, ⇨12/1999 6PK1623 ALT, PS, MTR-NO 1440995⇨, ⇨12/1999 6PK1750 ALT, PS, AC, ⇨MTR-NO 1440994, ⇨12/1999





VOLVO

S40 I (VS)

					6PK1760 AP9051 VD1102 CT759 CT979 CT759K1 CT979K1 CT979WP1	ALT, PS, AC, MTR-NO 1440995⇒, ⇒12/1999 ALT, (Nippon Denso), FOR ALT: 120A, OE-NO 8601699 CH-NO CH920000⇒ CA, ⇒MTR-NO 1219110 CA, MTR-NO 1219111⇒ CA, ⇒MTR-NO 1219110 CA, MTR-NO 1219111⇒ CA, MTR-NO 1219111⇒
2.0 T, 2.0 T4	07/00-12/03	B4204T2, B4204T3, B4204T5	120-147	1948	6DPK1841 AP9051 VD1102 CT979 CT979K1 CT979WP1	ALT ALT, (Nippon Denso), FOR ALT: 120A, OE-NO 8601699 CH-NO CH920000⇒ CA CA CA CA

S40 II (MS)

1.6	01/05-	B4164S3	74	1596	5PK868 ELAST 6PK1059 ELAST 6PK1059 ELAST T2 CT881 CT881K2 CT881K3 CT881K5 CT881WP1 CT881WP2	AC ALT ALT, (AC) CA CA, ⇒CH-NO 115002 CA, CH-NO 115003⇒, ⇒08/2009 CA, 08/2009⇒ CA, ⇒CH-NO 115002 CA, CH-NO 115003⇒, ⇒08/2009
1.6 D	01/05-	D4164T	81	1560	6PK800 6PK976 AP9029 VD1094 MS08 CT1092 CT1092K1 CT1092WP1	ALT, (AC) ALT, (AC) ALT, (Denso), FOR ALT: 120A, ALT-No: 104210-3511, 104210-3512, 104210-3513 ONLY WITH VD1094 CA CA CA
1.6 D2	10/10-	D4162T	84	1560	6PK962 CT1162	ALT CA
1.8, 1.8 FlexFuel	04/04-	B4184S8, B4184S11	92	1798	5PK705 ELAST 6PK1306 5PK705 ELAST T1	AC ALT, ⇒CH-NO 395828 AC
2.0	10/06-	B4204S3	107	1999	5PK705 ELAST 6PK1306 5PK705 ELAST T1	AC ALT, ⇒CH-NO 395828 AC
2.0 D	01/04-	D4204T	100	1998	6PK1217 AP9029 CT1091 CT1091K1 CT1091WP1	ALT, AC ALT, (Denso), FOR ALT: 120A, ALT-No: 104210-3511, 104210-3512, 104210-3513 CA CA CA
2.0 D4	07/05-	D4204T2	96	1998	6PK1217 AP9029 CT1091 CT1091K1 CT1091WP1	ALT ALT, (Denso), FOR ALT: 120A, ALT-No: 104210-3511, 104210-3512, 104210-3513 CA CA CA
2.4	01/04-	B5244S5	103	2435	5PK847 5PK890 CT979 CT979K2 CT979K3	AC ALT CA CA, ⇒CH-NO 202464 CA, CH-NO 202465⇒, MTR-CODE: B5244S4, B5244S5





ContiTech



VOLVO

S40 II (MS)



		B5244S	125	2435	5PK847 5PK890 AP9041 CT979 CT979K3	AC ALT ALT, (Bosch), FOR ALT: 140A, OE-NO 8602710, 8602343, MTR-CODE: B 5244 S CA CA, CH-NO 202465⇒, MTR-CODE: B5244S4, B5244S5
2.4 AWD	08/06-	B5244S4	125	2435	5PK847 5PK890 CT979 CT979K2 CT979K3	AC ALT CA CA, ⇒MTR-NO 3887615 CA, MTR-NO 3887616⇒
2.4 D5	03/06-	D5244T8	132	2400	5PK847 5PK890 CT1010 CT1010K1 CT1010WP1	AC ALT CA CA CA
D3	10/10-	D5204T5	110	1984	5PK847 5PK890 CT1010 CT1010K1	AC ALT CA CA
T5, T5 AWD	01/04-	B5254T3	162	2521	5PK847 5PK890 CT979 CT979K2 CT979K3	AC ALT CA CA, ⇒CH-NO 202464 CA, CH-NO 202465⇒, MTR-CODE: B5254T3, B5254T7
	03/07-	B5254T7	169	2521	5PK847 5PK890 CT979 CT979K2 CT979K3	AC ALT CA CA, ⇒CH-NO 202464 CA, CH-NO 202465⇒

S60

2.0 T	09/01-04/10	B5204T5	132	1984	6DPK1841 AP9041 VD1102 CT979 CT979K1 CT979K2 CT979WP1	ALT, PS, AC ALT, (Bosch), FOR ALT: 120A, OE-NO 8602276, 8251071, FOR ALT: 140A, OE-NO 8602343, 8602710, FOR ALT: 160A, OE-NO 8602714, MTR-CODE: B 5204 T5 01/2003⇒ CA CA, ⇒MTR-NO 3188688 CA, MTR-NO 3188689⇒ CA, ⇒MTR-NO 3188688
2.3 T5	07/00-09/02	B5234T7	195	2319	6DPK1841 6DPK1841D1 AP9041 VD1077 MS39 CT979 CT979K1 CT979K2	ALT ALT ALT, (Bosch), FOR ALT: 120A, OE-NO 8602276, 8251071, FOR ALT: 140A, OE-NO 8602710, 8602343, FOR ALT: 160A, OE-NO 8602714, MTR-CODE: B 5234 T7 ONLY WITH VD1077 CA CA, ⇒MTR-NO 3188688 CA, MTR-NO 3188689⇒
2.4	11/00-04/10	B5244S2	103	2435	6DPK1841 AP9041 VD1102 CT979	ALT, PS, AC ALT, (Bosch), FOR ALT: 120A, OE-NO 8602276, 8251071, FOR ALT: 140A, OE-NO 8602710, 8602343, FOR ALT: 160A, OE-NO 8602714, MTR-CODE: B 5244 S2 01/2003⇒ CA





VOLVO							
S60 ↕					CT979K1 CT979K2 CT979WP1	CA, ⇨MTR-NO 3188688 CA, MTR-NO 3188689⇨ CA, ⇨MTR-NO 3188688	
		B5244S	125	2435	6DPK1841 AP9041	ALT, PS, AC ALT, (Bosch), FOR ALT: 120A, OE-NO 8602276, 8251071, FOR ALT: 140A, OE-NO 8602710, FOR ALT: 160A, OE-NO 8602714, MTR-CODE: B 5244 S 01/2003⇨	
					VD1102 CT979 CT979K1 CT979K2 CT979WP1	CA CA, ⇨MTR-NO 3188688 CA, MTR-NO 3188689⇨ CA, ⇨MTR-NO 3188688	
	2.4 AWD	02/04-04/10	B5244T5	191	2401	6DPK1825 6DPK1841 6DPK1841D1 AP9041	ALT, CH-NO 545225⇨ ALT, ⇨CH-NO 545224 ALT, MODEL '08⇨, ⇨CH-NO 545224 ALT, (Bosch), FOR ALT: 140A, OE-NO 36050263, FOR ALT: 160A, OE-NO 36050266 MODEL '08⇨, ⇨CH-NO 545224
						MS39 CT1010 CT979 CT1010K1 CT979K1 CT979K2	ONLY WITH VD1077 CA, MODEL '08⇨ CA, ⇨MODEL '07 CA, MODEL '08⇨ CA, ⇨MTR-NO 3188688 CA, MTR-NO 3188689⇨, ⇨MODEL '07
2.4 Bifuel	06/02-04/10	B5244SG2	103	2435	6DPK1841 AP9041	ALT, PS, AC ALT, (Bosch), FOR ALT: 120A, OE-NO 8602276, 8251071, FOR ALT: 140A, OE-NO 8602710, FOR ALT: 160A, OE-NO 8602714, MTR-CODE: B 5244 SG2	
					VD1102 CT979 CT979K1 CT979K2 CT979WP1	01/2003⇨ CA CA, ⇨MTR-NO 3188688 CA, MTR-NO 3188689⇨ CA, ⇨MTR-NO 3188688	
2.4 D	12/01-04/10	D5244T2	96	2401	6DPK1825 6DPK1841 6DPK1841D1 AP9033 AP9041	ALT, CH-NO 545225⇨ ALT, ⇨CH-NO 545224 ALT, PS, AC ALT, (Bosch), FOR ALT: 160A, OE-NO 8602714 ALT, (Bosch), FOR ALT: 120A, OE-NO 8111122, FOR ALT: 140A, OE-NO 8602710, FOR ALT: 160A, OE-NO 8602714, MTR-CODE: D 5244 T2	
					VD1077 MS39 CT1010 CT1010K1 CT1010WP1	ONLY WITH VD1077 CA CA CA	
	09/05-04/10	D5244T7	93	2401	6DPK1841 6DPK1841D1 AP9041	ALT, PS, AC ALT, PS, AC ALT, (Bosch), FOR ALT: 140A, OE-NO 36050263, FOR ALT: 160A, OE-NO 36050266	
					VD1077 MS39 CT1010 CT1010K1 CT1010WP1	ONLY WITH VD1077 CA CA CA	
	09/05-01/09	D5244T5	120	2400	6DPK1825 6DPK1841 AP9041	ALT, CH-NO 545225⇨ ALT, ⇨CH-NO 545224 ALT, (Bosch), FOR ALT: 140A, OE-NO 8603262, FOR ALT: 160A, OE-NO 8603265, MTR-CODE: D 5244 T5	
					CT1010 CT1010K1	CA CA	

VOLVO



VOLVO

S60



2.4 D5	07/01-04/10	D5244T	120	2401	CT1010WP1 CA 6DPK1841 ALT 6DPK1841D1 ALT AP9033 ALT, (Bosch), FOR ALT: 160A, OE-NO 8602714 AP9041 ALT, (Bosch), FOR ALT: 120A, OE-NO 8111122, FOR ALT: 140A, OE-NO 8602710, FOR ALT: 160A, OE-NO 8602714, MTR-CODE: D 5244 T VD1077 MS39 ONLY WITH VD1077 CT1010 CA CT1010K1 CA CT1010WP1 CA
	09/05-04/10	D5244T4	136	2401	6DPK1841 ALT 6DPK1841D1 ALT AP9041 ALT, (Bosch), FOR ALT: 140A, OE-NO 8603262, FOR ALT: 160A, OE-NO 8603265, MTR-CODE: D 5244 T4 VD1077 MS39 ONLY WITH VD1077 CT1010 CA CT1010K1 CA CT1010WP1 CA
2.4 T, 2.4 T AWD	11/00-04/10	B5244T3	147	2435	6DPK1841 ALT, PS, AC AP9041 ALT, (Bosch), FOR ALT: 120A, OE-NO 8602276, 8251071, FOR ALT: 140A, OE-NO 8602710, 8602343, FOR ALT: 160A, OE-NO 8602714, MTR-CODE: B 5244 T3 VD1102 01/2003⇨ CT979 CA CT979K1 CA, ⇨MTR-NO 3188688 CT979K2 CA, MTR-NO 3188689⇨ CT979WP1 CA, ⇨MTR-NO 3188688
2.4 T5	04/04-04/10	B5244T5	191	2401	6DPK1825 ALT, CH-NO 545225⇨ 6DPK1841 ALT, ⇨CH-NO 545224 AP9041 ALT, (Bosch), FOR ALT: 140A, OE-NO 36050263, FOR ALT: 160A, OE-NO 36050266 VD1102 MODEL '08⇨, ⇨CH-NO 545224 CT1010 CA, MODEL '08⇨ CT979 CA, ⇨MODEL '07 CT1010K1 CA, MODEL '08⇨ CT979K1 CA, ⇨MTR-NO 3188688, ⇨MODEL '07 CT979K2 CA, MTR-NO 3188689⇨, ⇨MODEL '07 CT979WP1 CA, ⇨MTR-NO 3188688, ⇨MODEL '07
2.5 T, 2.5 T AWD	02/04-04/10	B5254T2	154	2521	6DPK1841 ALT, PS, AC AP9033 ALT, (Bosch), FOR ALT: 160A, OE-NO 8602714 AP9041 ALT, (Bosch), FOR ALT: 120A, OE-NO 8602276, 8251071, FOR ALT: 140A, OE-NO 8602710, MTR-CODE: B 5254 T2 VD1102 CT979 CA CT979K1 CA, ⇨MTR-NO 3188688 CT979K2 CA, MTR-NO 3188689⇨ CT979WP1 CA, ⇨MTR-NO 3188688
R 2.5 T AWD	03/03-04/10	B5254T4	221	2521	6DPK1825 ALT, PS, AC AP9033 ALT, (Bosch), FOR ALT: 160A, OE-NO 8602714 AP9041 ALT, (Bosch), FOR ALT: 120A, OE-NO 8602276, 8251071, FOR ALT: 140A, OE-NO 8602710, FOR ALT: 160A, OE-NO 8602714, MTR-CODE: B 5254 T4 VD1102 CT979 CA CT979K1 CA, ⇨MTR-NO 3188688 CT979K2 CA, MTR-NO 3188689⇨



VOLVO



VOLVO						
S60						
↔					CT979WP1	CA, ↔MTR:NO 3188688
T5	11/00-04/10	B5234T3	184	2319	6DPK1841 AP9041 VD1102 CT979 CT979K1 CT979K2 CT979WP1	ALT, PS, AC ALT, (Bosch), FOR ALT: 120A, OE-NO 8602276, 8251071, FOR ALT: 140A, OE-NO 8602710, 8602343, FOR ALT: 160A, OE-NO 8602714, MTR-CODE: B 5234 T3 01/2003↔ CA CA, ↔MTR:NO 3188688 CA, MTR:NO 3188689↔ CA, ↔MTR:NO 3188688
S60 II						
D3	04/10-04/12	D5204T2, D5204T3	120	1984	5PK1120 5PK628 ELAST CT1010 CT1010K1	ALT AC CA CA
D5, D5 AWD	06/11-	D5244T11, D5244T15	158	2400	5PK1120 CT1010 CT1010K1 CT1010WP1	ALT CA CA CA
	04/10-	D5244T10	151	2400	5PK1120 CT1010 CT1010K1	ALT CA CA
S70 (P80.)						
2.0	01/97-11/00	B5204T4	120	1984	6DPK1825 6DPK1841 6DPK1853 6PK1256 6PK1270 6PK1743 AP9041 CT759 CT979 CT759K1 CT979K1 CT979WP1	ALT, (-AC), (1999) ALT, (AC), (1999) ALT, (AC), (2000-) ALT, (-AC), (AUTOM), (1998) ALT, (-AC), (MANL), (1998) ALT, (AC), (1998) ALT, (Bosch), FOR ALT: 120A, OE-NO 8601841, 9459077, MTR-CODE: B 5204 T4 CA, ↔MTR:NO 1266127 CA, MTR:NO 1266128↔ CA, ↔MTR:NO 1266127 CA, MTR:NO 1266128↔ CA, MTR:NO 1266128↔
		B5202S	93	1984	6DPK1825 6DPK1841 6DPK1853 6PK1256 6PK1270 6PK1743 CT855 CT981 CT855K1 CT981K1	ALT, (-AC), (1999) ALT, (AC), (1999) ALT, (AC), (2000-) ALT, (-AC), (AUTOM), (1997,1998) ALT, (-AC), (MANL), (1997,1998) ALT, (AC), (1997,1998) CA, ↔MTR:NO 1266127 CA, MTR:NO 1266128↔ CA, ↔MTR:NO 1266127 CA, MTR:NO 1266128↔
		B5204F	105	1984	6DPK1825 6DPK1841 6DPK1841 6DPK1853 6DPK1853 6PK1256 6PK1270 6PK1733 6PK1743 CT855 CT981 CT855K1 CT981K1	ALT, PS, 07/1998↔, ↔03/1999 ALT, PS, AC, 07/1998↔, ↔07/1999 ALT, PS, 03/1999↔ ALT, PS, 07/1999↔ ALT, PS, AC, 07/1999↔ ALT, PS, (AUTOM), ↔06/1998 ALT, PS, (MANL), ↔06/1998 ALT, PS, AC, 01/1998↔, ↔06/1998 ALT, PS, AC, ↔12/1997 CA, ↔MTR:NO 1266127 CA, MTR:NO 1266128↔ CA, ↔MTR:NO 1266127 CA, MTR:NO 1266128↔
		B5204T2	132	1984	6DPK1825	ALT, (-AC), (1999)





ContiTech



VOLVO

S70 (P80.)



2.0 Turbo

01/97-11/00

B5204T

155

1984

- 6DPK1841** ALT, (AC), (1999)
- 6DPK1853** ALT, (AC), (2000-)
- 6PK1256** ALT, (-AC), (AUTOM), (1998)
- 6PK1270** ALT, (-AC), (MANL), (1998)
- 6PK1743** ALT, (AC), (1998)
- CT759** CA, ⇨MTR:NO 1266127
- CT979** CA, MTR:NO 1266128⇨
- CT759K1** CA, ⇨MTR:NO 1266127
- CT979K1** CA, MTR:NO 1266128⇨
- CT979WP1** CA, MTR:NO 1266128⇨

B5204T3

166

1984

- 6DPK1825** ALT, PS, 07/1998⇨, ⇨03/1999
- 6DPK1841** ALT, PS, 03/1999⇨
- 6DPK1841** ALT, PS, AC, 07/1998⇨, ⇨07/1999
- 6DPK1853** ALT, PS, AC, 07/1999⇨
- 6DPK1853** ALT, PS, 07/1999⇨
- 6PK1256** ALT, PS, (AUTOM), ⇨06/1998
- 6PK1270** ALT, PS, (MANL), ⇨06/1998
- 6PK1733** ALT, PS, AC, 01/1998⇨, ⇨06/1998
- 6PK1743** ALT, PS, AC, ⇨12/1997
- CT759** CA, ⇨MTR:NO 1266127
- CT979** CA, MTR:NO 1266128⇨
- CT759K1** CA, ⇨MTR:NO 1266127
- CT979K1** CA, MTR:NO 1266128⇨
- CT979WP1** CA, MTR:NO 1266128⇨

2.3

04/99-09/00

B5234T7

195

2319

- 6DPK1825** ALT, (-AC), (1999)
- 6DPK1841** ALT, (AC), (1999)
- 6DPK1853** ALT, (AC), (2000-)
- 6PK1256** ALT, (-AC), (AUTOM), (1997,1998)
- 6PK1270** ALT, (-AC), (MANL), (1997,1998)
- 6PK1743** ALT, (AC), (1997,1998)
- AP9041** ALT, (Bosch), FOR ALT: 120A, OE-NO 8601841, 9459077, MTR-CODE: B 5204 T3
- CT759** CA, ⇨MTR:NO 1266127
- CT979** CA, MTR:NO 1266128⇨
- CT759K1** CA, ⇨MTR:NO 1266127
- CT979K1** CA, MTR:NO 1266128⇨
- CT979WP1** CA, MTR:NO 1266128⇨

2.3 AWD

04/99-09/00

B5234T7

195

2319

- 6DPK1825** ALT, (-AC), (1999)
- 6DPK1841** ALT, (AC), (1999)
- 6DPK1853** ALT, (AC), (2000-)
- 6PK1256** ALT, (-AC), (AUTOM), (1997,1998)
- 6PK1270** ALT, (-AC), (MANL), (1997,1998)
- 6PK1743** ALT, (AC), (1997,1998)
- AP9041** ALT, (Bosch), FOR ALT: 120A, OE-NO 8601841, 9459077, MTR-CODE: B 5234 T7
- CT759** CA, ⇨MTR:NO 1266127
- CT979** CA, MTR:NO 1266128⇨
- CT759K1** CA, ⇨MTR:NO 1266127
- CT979K1** CA, MTR:NO 1266128⇨
- CT979WP1** CA, MTR:NO 1266128⇨

2.3 T-5

01/97-11/00

B5234T3

176

2319

- AP9041** ALT, (Bosch), FOR ALT: 120A, OE-NO 8601841, 9459077, MTR-CODE: B 5234 T7
- 6DPK1825** ALT, (-AC), (1999)
- 6DPK1841** ALT, (AC), (1999)
- 6DPK1853** ALT, (AC), (2000-)
- 6PK1256** ALT, (-AC), (AUTOM), (1997,1998)
- 6PK1270** ALT, (-AC), (MANL), (1997,1998)
- 6PK1743** ALT, (AC), (1997,1998)
- AP9041** ALT, (Bosch), FOR ALT: 120A, OE-NO 8601841, 9459077, MTR-CODE: B 5234 T3
- CT759** CA, ⇨MTR:NO 1266127





VOLVO					
S70 (P80.)					
					CT979 CA, MTR-NO 1266128⇔ CT759K1 CA, ⇔MTR-NO 1266127 CT979K1 CA, MTR-NO 1266128⇔ CT979WP1 CA, MTR-NO 1266128⇔
2.3 T5 AWD	11/96-09/98	B5234T3	177	2319	6PK1256 ALT, (-AC), (AUTOM) 6PK1270 ALT, (-AC), (MANL) 6PK1750 ALT, (AC) AP9041 ALT, (Bosch), FOR ALT: 120A, OE-NO 8601841, 9459077, MTR-CODE: B 5234 T3 CT759 CA, ⇔MTR-NO 1266127, (AUTOM-TP) CT979 CA, MTR-NO 1266128⇔, (MANL-TP) CT759K1 CA, ⇔MTR-NO 1266127, (AUTOM-TP) CT979K1 CA, MTR-NO 1266128⇔, (MANL-TP)
	07/97-09/00	B5234T4	184	2319	6PK1256 ALT, (-AC), (AUTOM) 6PK1270 ALT, (-AC), (MANL) 6PK1750 ALT, (AC) CT759 CA, (AUTOM-TP) CT979 CA, (MANL-TP) CT759K1 CA, (AUTOM-TP) CT979K1 CA, (MANL-TP)
2.3 T5 R AWD	11/96-09/98	B5234T2	176	2319	6PK1256 ALT, (-AC), (AUTOM) 6PK1270 ALT, (-AC), (MANL) 6PK1750 ALT, (AC) CT759 CA, ⇔MTR-NO 1266127, (AUTOM-TP) CT979 CA, MTR-NO 1266128⇔, (MANL-TP) CT759K1 CA, ⇔MTR-NO 1266127, (AUTOM-TP) CT979K1 CA, MTR-NO 1266128⇔, (MANL-TP)
2.3 Turbo	01/97-11/00	B5234FT+	184	2319	6DPK1825 ALT, (-AC), (1999) 6DPK1841 ALT, (-AC), (1999) 6DPK1853 ALT, (-AC), (2000-) 6PK1256 ALT, (-AC), (AUTOM), (1997,1998) 6PK1270 ALT, (-AC), (MANL), (1997,1998) 6PK1743 ALT, (-AC), (1997,1998) CT759 CA, ⇔MTR-NO 1266127 CT979 CA, MTR-NO 1266128⇔ CT759K1 CA, ⇔MTR-NO 1266127 CT979K1 CA, MTR-NO 1266128⇔ CT979WP1 CA, MTR-NO 1266128⇔
2.4, 2.4 AWD, 2.4 Blu-Fuel	07/97-11/00	B5244S2, B5244SG	103	2435	6DPK1825 ALT, (-AC), (⇔1999) 6DPK1841 ALT, (-AC), (⇔2000) 6DPK1841 ALT, (-AC), (⇔1999) 6DPK1853 ALT, (-AC), (⇔2000) AP9041 ALT, (Bosch), FOR ALT: 120A, OE-NO 8601841, 9459077, MTR-CODE: B 5244 S2, B 5244 SG CT979 CA, MTR-CODE: B5244S2 CT979K1 CA, MTR-CODE: B5244S2 CT979WP1 CA
2.4, 2.4 AWD	01/97-11/00	B5254S, B5244S	121-125	2435	6DPK1825 ALT, (-AC), (1999) 6DPK1841 ALT, (-AC), (1999), (-AC), (⇔2000) 6DPK1853 ALT, (-AC), (2000-) 6PK1256 ALT, (-AC), (AUTOM), (1997,1998) 6PK1270 ALT, (-AC), (MANL), (1997,1998) 6PK1743 ALT, (-AC), (1997,1998) AP9041 ALT, (Bosch), FOR ALT: 120A, OE-NO 8601841, 9459077, MTR-CODE: B 5244 S CT759 CA, ⇔MTR-NO 1266127 CT979 CA, MTR-NO 1266128⇔ CT759K1 CA, ⇔MTR-NO 1266127 CT979K1 CA, MTR-NO 1266128⇔ CT979WP1 CA, MTR-NO 1266128⇔
2.4 AWD	11/96-05/99	B5252FS	106	2435	6DPK1825 ALT, (-AC), (1999)





VOLVO

S70 (P80.)



					6DPK1841 ALT, (AC), (1999) 6DPK1853 ALT, (AC), (2000-) 6PK1256 ALT, (-AC), (AUTOM), (1997,1998) 6PK1270 ALT, (-AC), (MANL), (1997,1998) 6PK1743 ALT, (AC), (1997,1998) AP9041 ALT, (Bosch), FOR ALT: 120A, OE-NO 8601841, 9459077, MTR-CODE: B 5252 FS CT855 CA, ⇨MTR-NO 1266127 CT981 CA, MTR-NO 1266128⇨ CT855K1 CA, ⇨MTR-NO 1266127 CT981K1 CA, MTR-NO 1266128⇨
2.4 T5 AWD	11/96-04/99	B5254T	142	2435	6PK1256 ALT, (AC), (AUTOM) 6PK1270 ALT, (-AC), (MANL) 6PK1750 ALT, (AC) AP9041 ALT, (Bosch), FOR ALT: 120A, OE-NO 8601841, 9459077, MTR-CODE: B 5254 T CT759 CA, ⇨MTR-NO 1266127, (AUTOM-TP) CT979 CA, MTR-NO 1266128⇨, (MANL-TP) CT759K1 CA, ⇨MTR-NO 1266127, (AUTOM-TP) CT979K1 CA, MTR-NO 1266128⇨, (MANL-TP) CT979WP1 CA, MTR-NO 1266128⇨
2.4 Turbo	01/97-11/00	B5254T, B5244T	142	2435	6DPK1825 ALT, (AC), (1999) 6DPK1841 ALT, (AC), (1999) 6DPK1853 ALT, (AC), (2000-) 6PK1256 ALT, (-AC), (AUTOM), (1997,1998) 6PK1270 ALT, (-AC), (MANL), (1997,1998) 6PK1743 ALT, (AC), (1997,1998) AP9041 ALT, (Bosch), FOR ALT: 120A, OE-NO 8601841, 9459077, MTR-CODE: B 5254 T, B 5244 T CT759 CA, ⇨MTR-NO 1266127 CT979 CA, MTR-NO 1266128⇨ CT759K1 CA, ⇨MTR-NO 1266127 CT979K1 CA, MTR-NO 1266128⇨ CT979WP1 CA, MTR-NO 1266128⇨
2.5	06/98-11/00	B5254S	121	2435	6DPK1825 ALT, PS, (-AC), 08/1998⇨ 6DPK1841 ALT, PS, AC, 08/1998⇨ 6PK1256 ALT, PS, (-AC), (AUTOM), ⇨07/1998 6PK1270 PS, (-AC), (MANL), ⇨07/1998 6PK1743 ALT, PS, AC, ⇨07/1998 CT979 CA, MTR-CODE: B5254S CT979K1 CA, MTR-CODE: B5254S CT979WP1 CA, MTR-CODE: B5254S
	01/97-11/00	B5252FS	106	2435	6DPK1825 ALT, (AC), (1999) 6DPK1841 ALT, (AC), (1999) 6DPK1853 ALT, (AC), (2000-) 6PK1256 ALT, (-AC), (AUTOM), (1997,1998) 6PK1270 ALT, (-AC), (MANL), (1997,1998) 6PK1743 ALT, (AC), (1997,1998) CT855 CA, ⇨MTR-NO 1266127 CT981 CA, MTR-NO 1266128⇨ CT855K1 CA, ⇨MTR-NO 1266127 CT981K1 CA, MTR-NO 1266128⇨
2.5 Bifuel	10/98-11/00	GB5252S	106	2435	6DPK1825 ALT, (-AC), (⇨ 1999) 6DPK1841 ALT, (AC), (⇨ 1999) 6DPK1853 ALT, (AC), (2000 ⇨) AP9041 ALT, (Bosch), FOR ALT: 120A, OE-NO 8601841, 9459077, MTR-CODE: GB 5252 S CT979 CA CT979K1 CA
	07/99-11/00	B5244SG	103	2435	6DPK1825 ALT, (-AC), (⇨1999) 6DPK1841 ALT, (AC), (⇨1999)



VOLVO



VOLVO						
S70 (P80.)						
					6DPK1841 6DPK1853 AP9041 CT979 CT979K1 CT979WP1	ALT, (AC), (⇔2000) ALT, (AC), (⇔2000) ALT, (Bosch), FOR ALT: 120A, OE-NO 8601841, 9459077, MTR-CODE: B 5252 SG CA CA CA
2.5 TDI, 2.5 TDI AWD	01/97-11/00	D5252T	103	2461	6PK1432 6PK1685 AP9033 MS42 VD1002 MS09 CT914 CT939 CT914K1 CT939K3 CT939WP6	ALT, (AC) ALT, (AC) ALT, (Bosch), FOR ALT: 120A, OE-NO 8111122 ONLY WITH VD1002 ONLY WITH VD1002 ONLY WITH VD1002 INJP CA CA INJP CA CA
S80 I (TS, XY)						
2.0	06/98-07/06	B5204T4	120	1984	6DPK1825 6DPK1841 6DPK1841 6DPK1853 6DPK1853 AP9041 VD1102 CT979 CT979K1 CT979K2 CT979WP1	ALT, PS, ⇔03/1999 ALT, PS, 03/1999⇔ ALT, PS, AC, ⇔07/1999 ALT, PS, AC, 07/1999⇔ ALT, PS, 07/1999⇔ ALT, (Bosch), FOR ALT: 120A, OE-NO 8111001, 8251071, FOR ALT: 140A, OE-NO 8602712, 8602710, FOR ALT: 160A, OE-NO 8602714, MTR-CODE: B 5204 T4 01/2003⇔ CA CA, ⇔MTR-NO 3188688 CA, MTR-NO 3188689⇔ CA, ⇔MTR-NO 3188688
2.0 T	12/99-07/06	B5204T5	132	1984	6DPK1825 6DPK1841 AP9041 VD1102 CT979 CT979K1 CT979K2 CT979WP1	ALT, ⇔CH-NO 44276 ALT, CH-NO 44277⇔ ALT, (Bosch), FOR ALT: 120A, OE-NO 8111001, 8251071, FOR ALT: 140A, OE-NO 8602710, 8602712, 8603262, FOR ALT: 160A, OE-NO 8602714, 8603265, MTR-CODE: B 5204 T5 01/2003⇔ CA CA, ⇔MTR-NO 3188688 CA, MTR-NO 3188689⇔ CA, ⇔MTR-NO 3188688
	06/98-07/06	B5204T3	166	1984	6DPK1825 6DPK1841 6DPK1841 6DPK1853 6DPK1853 AP9041 VD1102 CT979 CT979K1 CT979K2 CT979WP1	ALT, PS, ⇔03/1999 ALT, PS, 03/1999⇔ ALT, PS, AC, ⇔07/1999 ALT, PS, AC, 07/1999⇔ ALT, PS, 07/1999⇔ ALT, (Bosch), FOR ALT: 120A, OE-NO 8111001, 8251071, MTR-CODE: B 5204 T3 01/2003⇔ CA CA, ⇔MTR-NO 3188688 CA, MTR-NO 3188689⇔ CA, ⇔MTR-NO 3188688
2.3 R	04/00-08/05	B5234T7	195	2319	AP9041	ALT, (Bosch), FOR ALT: 120A, OE-NO 8111001, 8251071, FOR ALT: 140A, OE-NO 8602712, 8602710, FOR ALT: 160A, OE-NO 8602714, MTR-CODE: B 5234 T7
2.4	01/99-07/06	B5244S,	103-	2435	6DPK1825	ALT, PS, ⇔03/1999





ContiTech



VOLVO

S80 I (TS, XY)



		B5244S2	125		6DPK1841 ALT, PS, 03/1999⇨ 6DPK1841 ALT, PS, AC, ⇨07/1999 6DPK1853 ALT, PS, 07/1999⇨ 6DPK1853 ALT, PS, AC, 07/1999⇨ AP9041 ALT, (Bosch), FOR ALT: 120A, OE-NO 8111001, 8251071, FOR ALT: 140A, OE-NO 8602712, 8602710, 8603262, FOR ALT: 160A, OE-NO 8602714, 8603265, MTR-CODE: B 5244 S 01/2003⇨ VD1102 01/2003⇨ CT979 CA CT979K1 CA, ⇨MTR-NO 3188688 CT979K2 CA, MTR-NO 3188689⇨ CT979WP1 CA, ⇨MTR-NO 3188688
2.4 Bifuel	09/01-07/06	B5244SG2	103	2435	6DPK1825 ALT, ⇨CH-NO 44276 6DPK1841 ALT, CH-NO 44277⇨ AP9041 ALT, (Bosch), FOR ALT: 120A, OE-NO 8111001, 8251071, FOR ALT: 140A, OE-NO 8602712, 8602710, FOR ALT: 160A, OE-NO 8602714, 8603265, MTR-CODE: B 5244 SG2 01/2003⇨ VD1102 01/2003⇨ CT979 CA CT979K1 CA, ⇨MTR-NO 3188688 CT979K2 CA, MTR-NO 3188689⇨ CT979WP1 CA, ⇨MTR-NO 3188688
2.4 D	10/01-07/06	D5244T2	96	2401	6DPK1841 ALT 6DPK1841D1 ALT AP9033 ALT, (Bosch), FOR ALT: 120A, OE-NO 8111122, FOR ALT: 140A, OE-NO 8602710, FOR ALT: 160A, OE-NO 8602714 AP9041 ALT, (Bosch), FOR ALT: 120A, OE-NO 8111122, FOR ALT: 140A, OE-NO 8602710, 8603262, FOR ALT: 160A, OE-NO 8602714, 8603265, MTR-CODE: D 5244 T2 VD1077 MS39 ONLY WITH VD1077 CT1010 CA CT1010K1 CA CT1010WP1 CA
2.4 D5	08/01-07/06	D5244T	120	2401	6DPK1841 ALT 6DPK1841D1 ALT AP9033 ALT, (Bosch), FOR ALT: 140A, OE-NO 8602710, FOR ALT: 160A, OE-NO 8602714 AP9041 ALT, (Bosch), FOR ALT: 140A, OE-NO 8603262, 8602710, FOR ALT: 160A, OE-NO 8602714, 8603265, MTR-CODE: D 5244 T VD1077 MS39 ONLY WITH VD1077 CT1010 CA CT1010K1 CA CT1010WP1 CA
2.4 LTP	06/04-07/06	B5244T4	132	2435	AP9041 ALT, (Bosch), FOR ALT: 140A, OE-NO 8603262, FOR ALT: 160A, OE-NO 8603265, MTR-CODE: B 5244 T4
2.4 T, 2.4 T5 AWD	04/00-07/06	B5244T3	147	2435	6DPK1825 ALT, ⇨CH-NO 44276 6DPK1841 ALT, CH-NO 44277⇨ AP9033 ALT, (Bosch), FOR ALT: 120A, OE-NO 8111122 AP9041 ALT, (Bosch), FOR ALT: 120A, OE-NO 8111122, 8111001, 8251071, FOR ALT: 140A, OE-NO 8602712, 8602710, FOR ALT: 160A, OE-NO 8602714, MTR-CODE: B 5244 T3 01/2003⇨ VD1102 01/2003⇨





VOLVO

S80 I (TS, XY)



					CT979 CT979K1 CT979K2 CT979WP1	CA CA, ⇨MTR-NO 3188688 CA, MTR-NO 3188689⇨ CA, ⇨MTR-NO 3188688
2.5 T, 2.5 T AWD	03/03-07/06	B5254T2	154	2521	6DPK1825 6DPK1841 AP9041 VD1102 CT979 CT979K1 CT979K2 CT979WP1	ALT, ⇨CH-NO 44276 ALT, CH-NO 44277⇨ ALT, (Bosch), FOR ALT: 120A, OE-NO 8111001, 8251071, FOR ALT: 140A, OE-NO 8602712, 8602710, 8603262, FOR ALT: 160A, OE-NO 8603265, 8602714, MTR-CODE: B 5254 T2 CA CA, ⇨MTR-NO 3188688 CA, MTR-NO 3188689⇨ CA, ⇨MTR-NO 3188688
2.5 TDI	01/99-07/06	D5252T	103	2461	6PK1432 6PK1685 6PK1795 AP9033 AP9041 MS42 VD1002 MS09 CT914 CT939 CT914K1 CT939K3 CT939WP6	ALT, (AC) ALT, (AC), ⇨CH-NO 116809 ALT, (AC), CH-NO 116810⇨ ALT, (Bosch), Ø 73 mm, FOR ALT: 120A, FOR ALT: 140A, FOR ALT: 160A ALT, (Bosch), FOR ALT: 120A, OE-NO 8111122, FOR ALT: 140A, OE-NO 8602710, FOR ALT: 160A, OE-NO 8602714, MTR-CODE: D 5252 T ONLY WITH VD1002 ONLY WITH VD1002 INJP CA INJP CA CA
2.8 T6	05/98-07/06	B6284T	200	2783	6DPK1841 6DPK1841 6DPK1853 6DPK1853 AP9041 CT902 CT982 CT982K1	ALT, PS, AC, ⇨06/1999 ALT, PS, ⇨06/1999 ALT, PS, 07/1999⇨ ALT, PS, AC, 07/1999⇨ ALT, (Bosch), FOR ALT: 120A, OE-NO 8111001, 8251071, MTR-CODE: B 6284 T CA, ⇨12/1999 CA, 01/2000⇨ CA, 01/2000⇨
2.9	03/99-07/06	B6294S	147	2922	6DPK1841 6DPK1841 6DPK1853 6DPK1853 AP9041 CT902 CT982 CT982K1	ALT, PS, ⇨06/1999 ALT, PS, AC, ⇨06/1999 ALT, PS, AC, 07/1999⇨ ALT, PS, 07/1999⇨ ALT, (Bosch), FOR ALT: 120A, OE-NO 8111001, 8251071, MTR-CODE: B 6294 S CA, ⇨12/1999 CA, 01/2000⇨ CA, 01/2000⇨
	05/98-07/06	B6304S3	150	2922	6DPK1841 6DPK1841 6DPK1853 6DPK1853 AP9041 CT902 CT982 CT982K1	ALT, PS, ⇨06/1999 ALT, PS, AC, ⇨06/1999 ALT, PS, 07/1999⇨ ALT, PS, AC, 07/1999⇨ ALT, (Bosch), FOR ALT: 120A, OE-NO 8111001, 8251071, MTR-CODE: B 6304 S3 CA, ⇨12/1999 CA, 01/2000⇨ CA, 01/2000⇨
3.0	06/01-07/06	B6294S2	144	2922	6DPK1825 6DPK1841 CT982	ALT, ⇨CH-NO 44276 ALT, CH-NO 44277⇨ CA, 01/2000⇨





ContiTech



VOLVO

S80 I (TS, XY)

↔					CT982K1	CA, 01/2000↔
3.0 T6	06/01-07/06	B6294T	200	2922	6DPK1825 6DPK1841 CT982 CT982K1	ALT, ↔CH-NO 44276 ALT, CH-NO 44277↔ CA CA

S80 II (AS)

1.6 D DRIVE	01/10-	D4164T	80	1560	6PK800 6PK976 AP9013 VD1094 CT1092 CT1092K1 CT1092WP1	ALT, (-AC) ALT, (AC) ALT, (Valeo), FOR ALT: 150A, OE-NO 360000909, ↔CH-NO 125246 CA CA CA
2.0 FlexFuel	01/08-	B4204S4	107	1999	6PK2215	ALT
2.0 TDi	02/08-	D4204T	100	1997	AP9023 CT1091 CT1091K1 CT1091WP1	ALT, (Bosch), FOR ALT: 150A, OE-NO 30795169, 36000798, ALT-No: 0 121 615 028, FOR ALT: 180A, OE-NO 36000223 CA CA CA
2.4 D	03/06-	D5244T, D5244T5	120	2400	5PK1120 5PK628 ELAST AP9033 AP9041 CT1010 CT1010K1 CT1010WP1	ALT AC ALT, (Bosch), FOR ALT: 140A, OE-NO 8602710, FOR ALT: 160A, OE-NO 8602714 ALT, (Bosch), FOR ALT: 120A, OE-NO 8603262, 8602710, FOR ALT: 160A, OE-NO 8603265, 8602714, MTR-CODE: D 5244 T CA CA CA
	01/10-	D5244T14	129	2400	5PK1120 5PK628 ELAST CT1010 CT1010K1	ALT AC CA CA
2.5 T FlexFuel	05/08-	B5254T8	147	2521	5PK1095 5PK628 ELAST CT979 CT979K3	ALT AC CA CA
2.5 T, 2.5 T AWD	03/06-	B5254T6	147	2521	5PK1095 5PK628 ELAST CT979 CT979K3	ALT AC CA, MTR-CODE: B5254T6 CA, MTR-CODE: B5254T6
3.2, 3.2 AWD	03/06-	B6324S	175	3192	6PK1200	ALT
D3	01/10-	D5204T2, D5204T3	120	1984	5PK1120 5PK628 ELAST CT1010 CT1010K1	ALT AC CA CA
D5, D5 AWD	03/06-	D5244T10, D5244T4	136- 151	2400	5PK1120 5PK628 ELAST CT1010 CT1010K1 CT1010WP1	ALT AC CA, 08/2006↔ CA CA
	06/11-	D5244T11, D5244T15	158	2400	5PK1120 CT1010 CT1010K1 CT1010WP1	ALT CA CA CA
T6 AWD	01/07-	B6304T2	210	2953	6PK1200	ALT

S90

2.5	11/96-10/98	B6254FS	125	2473	6PK1256 6PK1270	ALT, (-AC), (AUTOM-TP) ALT, (-AC), (MANL-TP)
-----	-------------	---------	-----	------	----------------------------------	---





ContiTech



VOLVO

S90



					6PK1642 6PK1750 CT902 CT902K1	ALT, (AC), ⇄MODEL '96 ALT, (AC), MODEL '97⇄ CA CA
	11/96-10/97	B6244FS	132	2473	6PK1256 6PK1270 6PK1642 6PK1750 CT902 CT902K1	ALT, (AC), (AUTOM) ALT, (AC), (MANL) ALT, (AC), ⇄MODEL '96 ALT, (AC), MODEL '97⇄ CA CA
2.9	01/97-05/98	B6304S2, B6304G	132- 150	2922	6PK1256 6PK1270 6PK1642 6PK1755 CT902 CT902K1	ALT, (AC), (AUTOM) ALT, (AC), (MANL) ALT, (AC), (1996) ALT, (AC), (1997,1998) CA CA

V40

D3	03/12-	D5204T6	110	1984	5PK847 5PK890 CT1010 CT1010K1	AC ALT CA CA
D4	03/12-	D5204T4	130	1984	5PK847 5PK890 CT1010 CT1010K1	AC ALT CA CA

V40 (VW)

1.6	03/99-06/04	B4164S2	80	1587	6DPK1841 AP9051 CT979 CT979K1 CT979WP1	ALT, AC, PS ALT, (Nippon Denso), FOR ALT: 120A, OE-NO 8601699 CA CA CA
	12/95-08/99	B4164S	77	1588	6PK1613 6PK1623 6PK1750 6PK1760 AP9051 CT759 CT979 CT759K1 CT979K1 CT979WP1	ALT, PS, ⇄MTR-NO 1440994 ALT, PS, MTR-NO 1440995⇄ ALT, PS, AC, ⇄MTR-NO 1440994 ALT, PS, AC, MTR-NO 1440995⇄ ALT, (Nippon Denso), FOR ALT: 120A, OE-NO 8601699 CA, ⇄MTR-NO 1219110 CA, MTR-NO 1219111⇄ CA, ⇄MTR-NO 1219110 CA, MTR-NO 1219111⇄ CA, MTR-NO 1219111⇄
1.8	03/99-06/04	B4184S2, B4184S9	90	1783	6DPK1841 AP9051 VD1102 CT979 CT979K1 CT979WP1	ALT ALT, (Nippon Denso), FOR ALT: 120A, OE-NO 8601699 CH-NO CH920000⇄ CA CA CA
	07/95-08/99	B4184S, B4184S3	85	1731	6PK1613 6PK1623 6PK1750 6PK1760 AP9051 VD1102 CT759 CT979 CT759K1 CT979K1	ALT, PS, ⇄MTR-NO 1440994 ALT, PS, MTR-NO 1440995⇄ ALT, PS, AC, ⇄MTR-NO 1440994 ALT, PS, AC, MTR-NO 1440995⇄ ALT, (Nippon Denso), FOR ALT: 120A, OE-NO 8601699 CH-NO CH920000⇄ CA, ⇄MTR-NO 1219110 CA, MTR-NO 1219111⇄ CA, ⇄MTR-NO 1219110 CA, MTR-NO 1219111⇄





ContiTech



VOLVO

V40 (VW)



1.8 i	03/98-06/04	B4184SM	92	1834	CT979WP1 4PK780 5PK1090 5PK1345 AP9051 CT941 CT941K1	CA, MTR-NO 1219111⇨ ALT PS, (-AC) PS, (AC) ALT, CH-NO 415000⇨, ⇨CH-NO 964074, (Nippon Denso), FOR ALT: 120A, OE-NO 8601699 CA CA
	06/01-06/04	B4184SJ	90	1834	4PK780 5PK1090 5PK1345 AP9051 CT941 CT941K1	ALT PS, (-AC) PS, (AC) ALT, CH-NO 415000⇨, ⇨CH-NO 964074, (Nippon Denso), FOR ALT: 120A, OE-NO 8601699 CA CA, MTR-CODE: B4184SJ
1.9 DI	03/99-07/00	D4192T2	70	1870	6PK1138 6PK1642 AP9039 AP9039 AP9052 AP9052 AP9052 CT940 CT940K1 CT940K2	ALT, (AC) ALT, (AC) ALT, (Valeo), FOR ALT: 125A, OE-NO 8251725, 3602231 ALT, (Valeo), FOR ALT: 120A, OE-NO 8251635, 8251641, 8251644, 8251647, 8251648 ALT, (Valeo), FOR ALT: 110A, OE-NO 8251637, 8251646, 8602185, 8251645 ALT, (Valeo), FOR ALT: 80A, OE-NO 8251638, 8251640 ALT, (Valeo), FOR ALT: 120A, OE-NO 8251648, 8251641, 8251647, 8251635, 8251644 CA CA CA
	07/00-06/04	D4192T3, D4192T4	75-85	1870	5PK1120 6PK1795 AP9039 AP9039 AP9052 AP9052 AP9052 CT1025 CT1025K1 CT1025WP2	ALT, WP, PS ALT, WP, PS, AC ALT, (Valeo), FOR ALT: 120A, OE-NO 8251635, 8251641, 8251644, 8251647, 8251648 ALT, (Valeo), FOR ALT: 125A, OE-NO 8251725, 3602231 ALT, (Valeo), FOR ALT: 120A, OE-NO 8251648, 8251641, 8251647, 8251635, 8251644 ALT, (Valeo), FOR ALT: 110A, OE-NO 8251637, 8251646, 8602185, 8251645 ALT, (Valeo), FOR ALT: 80A, OE-NO 8251638, 8251640 CA CA, MTR-CODE: D4192T4 CA, MTR-CODE: D4192T4
1.9 T4	05/97-07/00	B4194T	147	1855	6PK1613 6PK1623 6PK1750 6PK1760 AP9051 VD1102 CT759 CT979 CT759K1 CT979K1 CT979WP1	ALT, PS, ⇨MTR-NO 1440994 ALT, PS, MTR-NO 1440995⇨ ALT, PS, AC, ⇨MTR-NO 1440994 ALT, PS, AC, MTR-NO 1440995⇨ ALT, (Nippon Denso), FOR ALT: 120A, OE-NO 8601699 CH-NO CH920000⇨ CA, ⇨MTR-NO 1219110 CA, MTR-NO 1219111⇨ CA, ⇨MTR-NO 1219110 CA, MTR-NO 1219111⇨ CA, MTR-NO 1219111⇨
1.9 TD	07/95-08/99	D4192T	66	1870	6PK1138 6PK1642 AP9039	ALT, PS ALT, PS, AC ALT, (Valeo), FOR ALT: 125A, OE-NO 8251725, 3602231





VOLVO						
V40 (VW)						
					AP9039 AP9052 AP9052 AP9052 CT935 CT966 CT935K1 CT935K2	ALT, (Valeo), FOR ALT: 120A, OE-NO 8251635, 8251641, 8251644, 8251647, 8251648 ALT, (Valeo), FOR ALT: 110A, OE-NO 8251637, 8251646, 8602185, 8251645 ALT, (Valeo), FOR ALT: 120A, OE-NO 8251648, 8251641, 8251647, 8251635, 8251644 ALT, (Valeo), FOR ALT: 80A, OE-NO 8251638, 8251640 CA, MTR-NO 3535⇨, (SEE BELT SPEC), (HTD2) CA, ⇨MTR-NO 3534 CA, MTR-NO 20 560⇨, (SEE BELT SPEC), (HTD2) CA, MTR-NO 20 560⇨, (SEE BELT SPEC), (HTD2)
2.0, 2.0 T	07/95-06/04	B4204S, B4204S2, B4204T, B4204T2	100- 121	1948	6DPK1841 6PK1613 6PK1623 6PK1750 6PK1760 AP9051 VD1102 CT759 CT979 CT759K1 CT979K1 CT979WP1	ALT, MTR-CODE: B4204S2 ALT, PS, ⇨MTR-NO 1440994, MTR-CODE: B4204S ALT, PS, MTR-NO 1440995⇨, MTR-CODE: B4204S ALT, PS, AC, ⇨MTR-NO 1440994, MTR-CODE: B4204S ALT, PS, AC, MTR-NO 1440995⇨, MTR-CODE: B4204S ALT, (Nippon Denso), FOR ALT: 120A, OE-NO 8601699 CH-NO CH920000⇨ CA, ⇨MTR-NO 1219110 CA, MTR-NO 1219111⇨ CA, ⇨MTR-NO 1219110 CA, MTR-NO 1219111⇨ CA, MTR-NO 1219111⇨
2.0 T, 2.0 T4	07/00-06/04	B4204T3, B4204T5	120- 147	1948	6DPK1841 AP9051 VD1102 CT979 CT979K1 CT979WP1	ALT ALT, (Nippon Denso), FOR ALT: 120A, OE-NO 8601699 CH-NO CH920000⇨ CA CA CA
V50 (MW)						
1.6	01/05-	B4164S3	74	1596	5PK868 ELAST 6PK1059 ELAST 6PK1059 ELAST T2 CT881 CT881K2 CT881K3 CT881K5 CT881WP1 CT881WP2	AC ALT ALT, (AC) CA CA, ⇨CH-NO 115449 CA, CH-NO 115450⇨, ⇨08/2009 CA, 08/2009⇨ CA, ⇨CH-NO 115449 CA, CH-NO 115450⇨, ⇨08/2009
1.6 D	01/05-	D4164T	81	1560	6PK800 6PK976 AP9029 VD1094 MS08 CT1092 CT1092K1 CT1092WP1	ALT, (AC) ALT, (AC) ALT, (Denso), FOR ALT: 120A, ALT-No: 104210-3511, 104210-3512, 104210-3513 ONLY WITH VD1094 CA CA CA
1.6 D2	01/10-	D4162T	84	1560	6PK962 CT1162	ALT CA
1.8, 1.8 FlexFuel	04/04-	B4184S11, B4184S8	92	1798	5PK705 ELAST 6PK1306 5PK705 ELAST T1	AC ALT, ⇨CH-NO 415544 AC
2.0	10/06-	B4204S3	107	1999	5PK705 ELAST 6PK1306	AC ALT, ⇨CH-NO 415544





VOLVO

V50 (MW)

2.0 D	04/04-	D4204T	100	1998	5PK705 ELAST T1 6PK1217 AP9029 CT1091 CT1091K1 CT1091WP1	AC ALT, AC ALT, (Denso), FOR ALT: 120A, ALT-No: 104210-3511, 104210-3512, 104210-3513 CA CA CA
2.4	04/04-	B5244S, B5244S5	103- 125	2435	5PK847 5PK890 CT979 CT979K2 CT979K3	AC ALT CA CA, ⇄CH-NO 206721 CA, CH-NO 206722⇄, MTR-CODE: B5244S4, B5244S5
2.4 AWD	08/06-	B5244S4	125	2435	5PK847 5PK890 CT979	AC ALT CA
2.4 D5	03/06-	D5244T13, D5244T8	132	2400	5PK847 5PK890 CT1010 CT1010K1 CT1010WP1	AC ALT CA CA CA
2.4 Tdi	05/07-	D5244T9	120	2400	5PK847 5PK890 CT1010 CT1010K1 CT1010WP1	AC ALT CA CA CA
D3	10/10-	D5204T5	110	1984	5PK847 5PK890 CT1010 CT1010K1	AC ALT CA CA
D4	10/10-	D5204T	130	1984	5PK847 5PK890 CT1010 CT1010K1	AC ALT CA CA
T5, T5 AWD	04/04-	B5254T3	162	2521	5PK847 5PK890 CT979 CT979K2 CT979K3	AC ALT CA CA, ⇄CH-NO 206721 CA, CH-NO 206722⇄, MTR-CODE: B5254T3, B5254T7
	03/07-	B5254T7	169	2521	5PK847 5PK890 CT979 CT979K2 CT979K3	AC ALT CA CA, ⇄CH-NO 206721 CA, CH-NO 206722⇄

V60 2.4 D5, 2.4 D5 AWD, 2.4 Hybrid AWD	06/11-	D5244T11, D5244T15	158	2400	5PK1120 CT1010 CT1010K1 CT1010WP1	ALT CA CA CA
	D3	09/10-	D5204T2, D5204T3	120	1984	5PK1120 5PK628 ELAST CT1010 CT1010K1
D5	09/10-	D5244T10	151	2400	5PK1120 CT1010 CT1010K1	ALT CA CA
D5 AWD	09/10-	D5244T10	151	2400	5PK1120 CT1010 CT1010K1	ALT CA CA





VOLVO

Model	Year	Part No.	Power (kW)	Year	Part No.	Description
V60 ↔ 2.0	01/97-03/00	B5204T4	120	1984	6DPK1825 6DPK1841 6DPK1841 6DPK1853 AP9041 CT979 CT979K1 CT979WP1	ALT, (AC), (⇌1999) ALT, (AC), (⇌1999) ALT, (AC), (⇌2000) ALT, (AC), (⇌2000) ALT, (Bosch), FOR ALT: 120A, OE-NO 8601841, 9459077, MTR-CODE: B 5204 T4 CA CA, MTR-NO 1266128⇌ CA, MTR-NO 1266128⇌
		B5202S	93	1984	6DPK1825 6DPK1841 6DPK1841 6DPK1853 6DPK1853 6PK1256 6PK1270 6PK1733 6PK1743 CT855 CT981 CT855K1 CT981K1	ALT, PS, 07/1998⇌, ⇌03/1999 ALT, PS, 03/1999⇌ ALT, PS, AC, 07/1998⇌, ⇌07/1999 ALT, PS, 07/1999⇌ ALT, PS, AC, 07/1999⇌ ALT, PS, (AUTOM), ⇌06/1998 ALT, PS, (MANL), ⇌06/1998 ALT, PS, AC, 01/1998⇌, ⇌06/1998 ALT, PS, AC, ⇌12/1997 CA, ⇌MTR-NO 1266127 CA, MTR-NO 1266128⇌ CA, ⇌MTR-NO 1266127 CA, MTR-NO 1266128⇌
2.0 Turbo, 2.0 Turbo AWD	01/97-03/00	B5204T3	166	1984	6DPK1825 6DPK1841 6DPK1841 6DPK1853 6DPK1853 6PK1256 6PK1270 6PK1733 6PK1743 AP9041 CT759 CT979 CT759K1 CT979K1 CT979WP1	ALT, PS, 07/1998⇌, ⇌03/1999 ALT, PS, 03/1999⇌ ALT, PS, AC, 07/1998⇌, ⇌07/1999 ALT, PS, 07/1999⇌ ALT, PS, AC, 07/1999⇌ ALT, PS, (AUTOM), ⇌06/1998 ALT, PS, (MANL), ⇌06/1998 ALT, PS, AC, 01/1998⇌, ⇌06/1998 ALT, PS, AC, ⇌12/1997 ALT, (Bosch), FOR ALT: 120A, OE-NO 8601841, 9459077, MTR-CODE: B 5204 T3 CA, ⇌MTR-NO 1266127 CA, MTR-NO 1266128⇌ CA, ⇌MTR-NO 1266127 CA, MTR-NO 1266128⇌ CA, MTR-NO 1266128⇌
2.0, 2.0 Turbo	01/97-03/00	B5204F, B5204T, B5204T2	105-132	1984	6DPK1825 6DPK1841 6DPK1841 6DPK1853 6DPK1853 6PK1256 6PK1270 6PK1733 6PK1743 CT759 CT979 CT759K1 CT979K1 CT979WP1	ALT, PS, 07/1998⇌, ⇌03/1999 ALT, PS, 03/1999⇌ ALT, PS, AC, 07/1998⇌, ⇌07/1999 ALT, PS, AC, 07/1999⇌ ALT, PS, 07/1999⇌ ALT, PS, (AUTOM), ⇌06/1998 ALT, PS, (MANL), ⇌06/1998 ALT, PS, AC, 01/1998⇌, ⇌06/1998 ALT, PS, AC, ⇌12/1997 CA, ⇌MTR-NO 1266127 CA, MTR-NO 1266128⇌ CA, ⇌MTR-NO 1266127 CA, MTR-NO 1266128⇌ CA, MTR-NO 1266128⇌
2.3 AWD	12/98-02/00	B5234T7, B5234T8	195	2319	AP9041	ALT, (Bosch), FOR ALT: 120A, OE-NO 8601841, 9459077, MTR-CODE: B 5234 T7, B 5234 T8
	04/97-09/98	B5234T3	177	2319	6DPK1825 6DPK1841 6PK1256 6PK1270 6PK1733 6PK1743 AP9041	ALT, PS, 07/1998⇌, ⇌03/1999 ALT, PS, AC, 07/1998⇌, ⇌07/1999 ALT, PS, (AUTOM), ⇌06/1998 ALT, PS, (MANL), ⇌06/1998 ALT, PS, AC, 01/1998⇌, ⇌06/1998 ALT, PS, AC, ⇌12/1997 ALT, (Bosch), FOR ALT: 120A, OE-NO 8601841,





VOLVO

V60
↕

					CT759 CT979 CT759K1 CT979K1 CT979WP1	9459077, MTR-CODE: B 5234 T3 CA, ⇨ MTR-NO 1266127 CA, MTR-NO 1266128⇨ CA, ⇨ MTR-NO 1266127 CA, MTR-NO 1266128⇨ CA, MTR-NO 1266128⇨
2.3 T AWD, 2.3 Turbo	04/97-03/00	B5234FT+	184	2319	6DPK1825 6DPK1841 6DPK1841 6DPK1853 6DPK1853 6PK1256 6PK1270 6PK1733 6PK1743 CT759 CT979 CT759K1 CT979K1 CT979WP1	ALT, PS, 07/1998⇨, ⇨03/1999 ALT, PS, AC, 07/1998⇨, ⇨07/1999 ALT, PS, 03/1999⇨ ALT, PS, 07/1999⇨ ALT, PS, AC, 07/1999⇨ ALT, PS, (AUTOM), ⇨06/1998 ALT, PS, (MANL), ⇨06/1998 ALT, PS, AC, 01/1998⇨, ⇨06/1998 ALT, PS, AC, ⇨12/1997 CA, ⇨ MTR-NO 1266127 CA, MTR-NO 1266128⇨ CA, ⇨ MTR-NO 1266127 CA, MTR-NO 1266128⇨ CA, MTR-NO 1266128⇨
2.3 T-5, 2.3 T-5 AWD	01/97-03/00	B5234T3	176	2319	6DPK1825 6DPK1841 6DPK1841 6DPK1853 6DPK1853 6PK1256 6PK1270 6PK1733 6PK1743 AP9041 CT759 CT979 CT759K1 CT979K1 CT979WP1	ALT, PS, 07/1998⇨, ⇨03/1999 ALT, PS, 03/1999⇨ ALT, PS, AC, 07/1998⇨, ⇨07/1999 ALT, PS, AC, 07/1999⇨ ALT, PS, 07/1999⇨ ALT, PS, (AUTOM), ⇨06/1998 ALT, PS, (MANL), ⇨06/1998 ALT, PS, AC, 01/1998⇨, ⇨06/1998 ALT, PS, AC, ⇨12/1997 ALT, (Bosch), FOR ALT: 120A, OE-NO 8601841, 9459077, MTR-CODE: B 5234 T3 CA, ⇨ MTR-NO 1266127 CA, MTR-NO 1266128⇨ CA, ⇨ MTR-NO 1266127 CA, MTR-NO 1266128⇨ CA, MTR-NO 1266128⇨
2.4	08/99-05/00	B5244S2, B5244SG2	103	2435	6DPK1825 6DPK1841 6DPK1841 6DPK1853 AP9041 CT979 CT979K1 CT979WP1	ALT, (AC), (⇨1999) ALT, (AC), (⇨1999) ALT, (-AC), (⇨2000) ALT, (AC), (⇨2000) ALT, (Bosch), FOR ALT: 120A, OE-NO 8601841, 9459077, MTR-CODE: B 5244 S2, B 5244 SG2 CA CA CA
2.4, 2.4 AWD	01/97-05/00	B5254S, B5244S	121- 125	2435	6DPK1825 6DPK1841 6DPK1841 6DPK1853 6DPK1853 6PK1256 6PK1270 6PK1733 6PK1743 CT759 CT979 CT759K1 CT979K1 CT979WP1	ALT, PS, 07/1998⇨, ⇨03/1999 ALT, PS, 03/1999⇨ ALT, PS, AC, 07/1998⇨, ⇨07/1999 ALT, PS, AC, 07/1999⇨ ALT, PS, 07/1999⇨ ALT, PS, (AUTOM), ⇨06/1998 ALT, PS, (MANL), ⇨06/1998 ALT, PS, AC, 01/1998⇨, ⇨06/1998 ALT, PS, AC, ⇨12/1997 CA, ⇨ MTR-NO 1266127 CA, MTR-NO 1266128⇨ CA, ⇨ MTR-NO 1266127 CA, MTR-NO 1266128⇨ CA, MTR-NO 1266128⇨
2.4 AWD	05/99-02/00	B5244T2	195	2435	6DPK1825 6DPK1841	ALT, (-AC) ALT, (AC), (1999)





VOLVO

V60
↔

VOLVO

					6DPK1853 AP9033 AP9041 CT979 CT979K1	ALT, (AC), (2000) MTR-CODE: D 5244 T, ALT, (Bosch), FOR ALT: 120A, OE-NO 81 111 22, FOR ALT: 140A, OE-NO 8602710 ALT, (Bosch), FOR ALT: 120A, OE-NO 8601841, 9459077, MTR-CODE: B 5244 T2 CA CA
2.4 Bifuel	08/99-03/00	B5244SG	103	2435	6DPK1825 6DPK1841 6DPK1841 6DPK1853 AP9041 CT979 CT979K1 CT979K2 CT979WP1	ALT, (AC), (⇔1999) ALT, (AC), (⇔1999) ALT, (AC), (⇔2000) ALT, (AC), (⇔2000) ALT, (Bosch), FOR ALT: 120A, OE-NO 8601841, 9459077, MTR-CODE: B 5244 SG CA CA, ⇔MTR-NO 3188688 CA, MTR-NO 3188689⇔ CA, ⇔MTR-NO 3188688
2.4 Turbo	01/97-03/00	B5254T, B5244T	142	2435	6DPK1825 6DPK1841 6DPK1841 6DPK1853 6DPK1853 6PK1256 6PK1270 6PK1733 6PK1743 AP9041 CT759 CT979 CT759K1 CT979K1 CT979WP1	ALT, PS, 07/1998⇔, ⇔03/1999 ALT, PS, AC, 07/1998⇔, ⇔07/1999 ALT, PS, 03/1999⇔ ALT, PS, 07/1999⇔ ALT, PS, AC, 07/1999⇔ ALT, PS, (AUTOM), ⇔06/1998 ALT, PS, (MANL), ⇔06/1998 ALT, PS, AC, 01/1998⇔, ⇔06/1998 ALT, PS, AC, ⇔12/1997 ALT, (Bosch), FOR ALT: 120A, OE-NO 8601841, 9459077, MTR-CODE: B 5254 T, B 5244 T CA, ⇔MTR-NO 1266127 CA, MTR-NO 1266128⇔ CA, ⇔MTR-NO 1266127 CA, MTR-NO 1266128⇔ CA, MTR-NO 1266128⇔
2.5	06/98-03/00	B5254S	121	2435	6DPK1825 6DPK1841 6PK1256 6PK1270 6PK1743 CT979 CT979K1 CT979K2 CT979WP1	ALT, PS, (-AC), 08/1998⇔ ALT, PS, AC, 08/1998⇔ ALT, PS, (-AC), (AUTOM), ⇔07/1998 PS, (-AC), (MANL), ⇔07/1998 ALT, PS, AC, ⇔07/1998 CA CA, MTR-CODE: B5244S, ⇔MTR-NO 3188688 CA, MTR-NO 3188689⇔ CA, MTR-NO 1266128⇔
	01/97-03/00	B5252FS	106	2435	6DPK1825 6DPK1841 6DPK1841 6DPK1853 6DPK1853 6PK1256 6PK1270 6PK1733 6PK1743 CT855 CT981 CT855K1 CT981K1	ALT, PS, 07/1998⇔, ⇔03/1999 ALT, PS, 03/1999⇔ ALT, PS, AC, 07/1998⇔, ⇔07/1999 ALT, PS, AC, 07/1999⇔ ALT, PS, 07/1999⇔ ALT, PS, (AUTOM), ⇔06/1998 ALT, PS, (MANL), ⇔06/1998 ALT, PS, AC, 01/1998⇔, ⇔06/1998 ALT, PS, AC, ⇔12/1997 CA, ⇔MTR-NO 1266127 CA, MTR-NO 1266128⇔ CA, ⇔MTR-NO 1266127 CA, MTR-NO 1266128⇔
2.5 AWD	03/99-03/00		195	2435	6DPK1825 6DPK1841 6DPK1841 6DPK1853 AP9041	ALT, (-AC), (⇔1999) ALT, (AC), (⇔1999) ALT, (-AC), (⇔2000) ALT, (AC), (⇔2000) ALT, (Bosch), FOR ALT: 120A, OE-NO 8601841, 9459077, MTR-CODE: B 5244 T2





VOLVO

V60



2.5 Bifuel	10/98-08/99	GB5252S	106	2435	CT979 CT979K1 CT979WP1	CA CA CA
2.5 TDI, 2.5 TDI AWD	11/96-02/00	D5252T	103	2461	6DPK1825 6DPK1841 AP9041 CT855 CT981 CT855K1 CT981K1	ALT, (AC) ALT, (AC) ALT, (Bosch), FOR ALT: 120A, OE-NO 8601841, 9459077, MTR-CODE: GB 5252 S CA, ⇨MTR-NO 1266127 CA, MTR-NO 1266128⇨ CA, ⇨MTR-NO 1266127 CA, MTR-NO 1266128⇨
2.5 Turbo AWD	01/97-05/00	B5254T, B5244T	142	2435	6PK1432 6PK1685 AP9033 AP9041 MS42 VD1002 MS09 CT914 CT939 CT914K1 CT939K3 CT939WP6	ALT, (AC) ALT, (AC) ALT, (Bosch), FOR ALT: 120A, OE-NO 8111122 ALT, (Bosch), FOR ALT: 120A, OE-NO 8111122, MTR-CODE: D 5252 T ONLY WITH VD1002 ONLY WITH VD1002 INJP CA INJP CA CA
2.0 T	07/01-08/07	B5204T5	132	1984	6DPK1841 AP9041 VD1102 CT979 CT979K1 CT979K2 CT979WP1	ALT ALT, (Bosch), FOR ALT: 120A, OE-NO 8602276, 8251071, FOR ALT: 140A, OE-NO 8602710, 8602343, FOR ALT: 160A, OE-NO 8602714, MTR-CODE: B 5204 T5 01/2003⇨ CA, MTR-CODE: B 5204 T5 CA, MTR-CODE: B 5204 T5, ⇨MTR-NO 3188688 CA, MTR-NO 3188689⇨ CA, ⇨MTR-NO 3188688
2.3	10/00-09/04	B5234T7	195	2319	6DPK1825 6DPK1841 6DPK1853 6PK1256 6PK1270 6PK1743 AP9041	ALT, (AC), (1999) ALT, (AC), (1999) ALT, (AC), (2000-) ALT, (AC), (AUTOM), (1997,1998) ALT, (AC), (MANL), (1997,1998) ALT, (AC), (1997,1998) ALT, (Bosch), FOR ALT: 120A, OE-NO 8602276, 8251071, FOR ALT: 140A, OE-NO 8602710, FOR ALT: 160A, OE-NO 8602714, MTR-CODE: B 5234 T7





VOLVO						
V70 II (P80.)						
					CT759 CT979 CT759K1 CT979K1 CT979WP1	CA, ⇨MTR-NO 1266127 CA, MTR-NO 1266128⇨ CA, ⇨MTR-NO 1266127 CA, MTR-NO 1266128⇨ CA, MTR-NO 1266128⇨
2.3 AWD	10/00-09/04	B5234T7, B5234T8	195	2319	AP9041	ALT, (Bosch), FOR ALT: 120A, OE-NO 8602276, 8251071, FOR ALT: 140A, OE-NO 8602710, FOR
2.3 T5	03/00-08/07	B5234T3, B5234T4	184	2319	6DPK1841 6DPK1853 AP9041 VD1102 CT759 CT979 CT759K1 CT979K1 CT979K2 CT979WP1	ALT: 160A, OE-NO 8602714, MTR-CODE: B 5234 T7, B 5234 T8ALT, (-AC)ALT, (AC) ALT, (Bosch), FOR ALT: 120A, OE-NO 8602276, 8251071, FOR ALT: 140A, OE-NO 8602710, 8602343, FOR ALT: 160A, OE-NO 8602714, MTR- CODE: B 5234 T3 01/2003⇨ CA, ⇨MTR-NO 1266127 CA, MTR-NO 1266128⇨ CA, ⇨MTR-NO 1266127 CA, MTR-NO 1266128⇨, ⇨MTR-NO 3188688 CA, MTR-NO 3188689⇨ CA, MTR-NO 1266128⇨, ⇨MTR-NO 3188688
2.4	03/00-08/07	B5244S2	103	2435	6DPK1825 6DPK1841 6DPK1853 AP9041 VD1102 CT979 CT979K1 CT979K2 CT979WP1	ALT, (AC), (1999) ALT, (AC), (1999) ALT, (2000) ALT, (Bosch), FOR ALT: 120A, OE-NO 8602276, 8251071, FOR ALT: 140A, OE-NO 8602710, 8602343, FOR ALT: 160A, OE-NO 8602714, MTR- CODE: B 5244 S2 01/2003⇨ CA, MTR-CODE: B5244S CA, MTR-CODE: B5244S, ⇨MTR-NO 3188688 CA, MTR-CODE: B5244S, MTR-NO 3188689⇨ CA, MTR-CODE: B5244S, ⇨MTR-NO 3188688
		B5244S	125	2435	6DPK1825 6DPK1841 6DPK1853 AP9041 VD1102 CT979 CT979K1 CT979K2 CT979WP1	ALT, (AC), (1999) ALT, (AC), (1999) ALT, (2000) ALT, (Bosch), FOR ALT: 120A, OE-NO 8602276, 8251071, FOR ALT: 140A, OE-NO 8602710, 8602343, FOR ALT: 160A, OE-NO 8602714, MTR- CODE: B 5244 S 01/2003⇨ CA, MTR-CODE: B5244S CA, MTR-CODE: B5244S, ⇨MTR-NO 3188688 CA, MTR-NO 3188689⇨ CA, ⇨MTR-NO 3188688
2.4 Bifuel	09/01-08/07	B5244SG, B5244SG2	103	2435	6DPK1841 AP9041 VD1102 CT979 CT979K1 CT979K2 CT979WP1	ALT ALT, (Bosch), FOR ALT: 120A, OE-NO 8602276, 8251071, FOR ALT: 140A, OE-NO 8602710, FOR ALT: 160A, OE-NO 8602714, MTR-CODE: B 5244 SG 01/2003⇨ CA, MTR-CODE: B5244SG CA, MTR-CODE: B5244SG, ⇨MTR-NO 3188688 CA, MTR-NO 3188689⇨ CA, ⇨MTR-NO 3188688
2.4 D	12/01-08/07	D5244T2	96	2401	6DPK1841 6DPK1841D1 AP9033 AP9041 VD1077	ALT ALT ALT, (Bosch), FOR ALT: 160A, OE-NO 8602714 ALT, (Bosch), FOR ALT: 120A, OE-NO 8111122, FOR ALT: 140A, OE-NO 8602710, FOR ALT: 160A, OE-NO 8602714, MTR-CODE: D 5244 T2

VOLVO



ContiTech



VOLVO

V70 II (P80.)



	05/05-08/07	D5244T7	93	2400	MS39 CT1010 CT1010K1 CT1010WP1	ONLY WITH VD1077 CA CA CA
	08/01-08/07	D5244T, D5244T5	120	2401	6DPK1841 AP9041 VD1077 MS39 CT1010 CT1010K1 CT1010WP1	ALT, PS, AC ALT, (Bosch), FOR ALT: 140A, OE-NO 36050263, FOR ALT: 160A, OE-NO 36050266, MTR-CODE: D 5244 T7 ONLY WITH VD1077 CA CA CA
2.4 D5	08/01-08/07	D5244T, D5244T5	120	2401	5PK1120 6DPK1841 6DPK1841D1 AP9033 AP9041 VD1077 MS39 CT1010 CT1010K1 CT1010WP1	ALT, 08/2007⇔ ALT, ⇔07/2007 ALT, ⇔07/2007 ALT, (Bosch), FOR ALT: 160A, OE-NO 8602714 ALT, (Bosch), FOR ALT: 120A, OE-NO 8111122, FOR ALT: 140A, OE-NO 8602710, FOR ALT: 160A, OE-NO 8602714, MTR-CODE: D 5244 T
2.4 D5 AWD	03/03-08/07	D5244T2, D5244T5	120	2401	6DPK1841 6DPK1841D1 AP9033 AP9041 VD1077 MS39 CT1010 CT1010K1 CT1010WP1	ALT, PS, AC ALT, PS, AC ALT, (Bosch), FOR ALT: 160A, OE-NO 8602714 ALT, (Bosch), FOR ALT: 120A, OE-NO 8111122, FOR ALT: 140A, OE-NO 8602710, FOR ALT: 160A, OE-NO 8602714, MTR-CODE: D 5244 T2 ONLY WITH VD1077 CA CA CA
2.4 D5, 2.4 D5 AWD	12/05-08/07	D5244T4	136	2401	5PK1120 5PK628 ELAST 6DPK1841 6DPK1841D1 AP9041 VD1077 MS39 CT1010 CT1010K1 CT1010WP1	ALT, 08/2007⇔ AC, 08/2007⇔ ALT, ⇔07/2007 ALT, ⇔07/2007 ALT, (Bosch), FOR ALT: 140A, OE-NO 8603262, FOR ALT: 160A, OE-NO 8603265, MTR-CODE: D 5244 T4 ONLY WITH VD1077 CA CA CA
2.4 T, 2.4 T AWD	03/00-08/07	B5244T3	147	2435	6DPK1841 AP9041 VD1102 CT979 CT979K1 CT979K2 CT979WP1	ALT ALT, (Bosch), FOR ALT: 120A, OE-NO 8602276, 8251071, FOR ALT: 140A, OE-NO 8602710, 8602343, FOR ALT: 160A, OE-NO 8602714, MTR- CODE: B 5244 T3 01/2003⇔ CA, MTR-CODE: B5244SG CA, MTR-CODE: B5244SG, ⇔MTR-NO 3188688 CA, MTR-NO 3188689⇔ CA, ⇔MTR-NO 3188688
2.4 T5	04/04-08/07	B5244T5	191	2401	6DPK1841 AP9041 VD1102	ALT, PS, AC ALT, (Bosch), FOR ALT: 140A, OE-NO 36050263, FOR ALT: 160A, OE-NO 36050266





VOLVO						
V70 II (P80)						
					CT979 CT979K1 CT979K2 CT979WP1	CA CA, MTR-CODE: B5244SG, ⇨MTR-NO 3188688 CA, MTR-NO 3188689⇨ CA, ⇨MTR-NO 3188688
2.4, 2.4 AWD	03/00-09/03		121	2435	AP9041	ALT, (Bosch), FOR ALT: 120A, OE-NO 8602276, 8251071, FOR ALT: 140A, OE-NO 8602710, 8602343, FOR ALT: 160A, OE-NO 8602714, MTR-CODE: B 5244 S
2.5 R Sport	12/02-08/07	B5254T4	221	2521	AP9033 AP9041	ALT, (Bosch), FOR ALT: 160A, OE-NO 8602714 ALT, (Bosch), FOR ALT: 120A, OE-NO 8602276, 8251071, FOR ALT: 140A, OE-NO 8602710, FOR ALT: 160A, OE-NO 8602714, MTR-CODE: B 5254 T4
2.5 T, 2.5 T AWD	09/02-08/07	B5254T2	154	2521	6DPK1841 AP9033 AP9041 VD1102 CT979 CT979K1 CT979K2 CT979WP1	ALT ALT, (Bosch), FOR ALT: 160A, OE-NO 8602714 ALT, (Bosch), FOR ALT: 120A, OE-NO 8602276, 8251071, FOR ALT: 140A, OE-NO 8602710, FOR ALT: 160A, OE-NO 86027143, MTR-CODE: B 5254 T2 01/2003⇨ CA CA, ⇨MTR-NO 3188688 CA, MTR-NO 3188689⇨ CA, ⇨MTR-NO 3188688
2.5 TDI	03/00-08/07	D5252T	103	2461	6PK1555 6PK1795 AP9033 AP9041 MS42 VD1002 CT914 CT939 CT914K1 CT939K3 CT939WP6	ALT, (-AC) ALT, (-AC) ALT, (Bosch), Ø 73 mm, FOR ALT: 120A, FOR ALT: 140A, FOR ALT: 160A, ⇨06/2004 ALT, (Bosch), FOR ALT: 120A, OE-NO 8111122, MTR-CODE: D 5252 T ONLY WITH VD1002
R 2.5 T AWD	03/03-08/07	B5254T4	221	2521	6DPK1825 6DPK1841 AP9033 AP9041 VD1102 CT979 CT979K1 CT979K2 CT979WP1	ALT, PS, AC, CH-NO 349000⇨ ALT, PS, AC, ⇨CH-NO 348999 ALT, (Bosch), FOR ALT: 160A, OE-NO 8602714 ALT, (Bosch), FOR ALT: 120A, OE-NO 8602276, 8251071, FOR ALT: 140A, OE-NO 8602710, FOR ALT: 160A, OE-NO 8602714, MTR-CODE: B 5254 T4 CA, MTR-CODE: B5254T4 CA, ⇨MTR-NO 3188688 CA, MTR-NO 3188689⇨ CA, ⇨MTR-NO 3188688
V70 III						
1.6 D	01/10-	D4164T	80	1560	6PK800 6PK976 AP9013 VD1094 CT1092 CT1092K1 CT1092WP1	ALT, (-AC) ALT, (-AC) ALT, (Valeo), FOR ALT: 150A, OE-NO 360000909, ⇨CH-NO 147048 CA CA CA
2.0 D	10/07-	D4204T	100	1997	6PK1845 AP9023 AP9029	ALT ALT, (Bosch), FOR ALT: 150A, OE-NO 30795169, 36000798, ALT-No: 0 121 615 028, FOR ALT: 180A, OE-NO 36000223 ALT, (Denso), FOR ALT: 120A, ALT-No: 104210-3511,





ContiTech



VOLVO

V70 III



					CT1091 CT1091K1 CT1091WP1	104210-3512, 104210-3513 CA, 02/2008⇨ CA, 02/2008⇨ CA, 02/2008⇨
2.0, 2.0 FlexiFuel	10/07-	B4204S3, B4204S4	107	1999	6PK2215	ALT
2.4 D	08/07-	D5244T5	120	2400	5PK1120 5PK628 ELAST AP9041 CT1010 CT1010K1 CT1010WP1	ALT AC, ⇨CH-NO 167000 ALT, (Bosch), FOR ALT: 140A, OE-NO 8603262, FOR ALT: 160A, OE-NO 8603265, MTR-CODE: D 5244 T5 CA CA CA
	10/09-	D5244T14	129	2400	5PK1120 5PK628 ELAST CT1010 CT1010K1	ALT AC, ⇨CH-NO 167000 CA CA
2.5 T	08/07-	B5254T6	147	2521	5PK1095 5PK628 ELAST CT979 CT979K3	ALT AC CA, MTR-CODE: B5254T6 CA, MTR-CODE: B5254T6
2.5 T FlexiFuel	05/08-	B5254T8	147	2521	5PK1095 5PK628 ELAST CT979 CT979K3	ALT AC CA CA
3.2, 3.2 AWD	08/07-	B6324S	175	3192	6PK1200	ALT
D3	03/10-	D5204T2, D5204T3	120	1984	5PK1120 5PK628 ELAST CT1010 CT1010K1	ALT AC CA CA
D5, D5 AWD	06/11-	D5244T11, D5244T15	158	2400	5PK1120 CT1010 CT1010K1 CT1010WP1	ALT CA CA CA
	08/07-	D5244T4	136	2400	5PK1120 5PK628 ELAST AP9041 CT1010 CT1010K1 CT1010WP1	ALT AC, ⇨CH-NO 167000 ALT, (Bosch), FOR ALT: 140A, OE-NO 8603262, FOR ALT: 160A, OE-NO 8603265, MTR-CODE: D 5244 T4 CA CA CA
	12/09-	D5244T10	151	2400	5PK1120 5PK628 ELAST CT1010 CT1010K1	ALT AC, ⇨CH-NO 167000 CA CA
T6 AWD	08/07-	B6304T2	210	2953	6PK1200	ALT
V90						
2.5	11/96-10/98	B6254FS	125	2473	6PK1256 6PK1270 6PK1642 6PK1750 CT902 CT902K1	ALT, (AC), (AUTOM-TP) ALT, (AC), (MANL-TP) ALT, (AC), ⇨MODEL '96 ALT, (AC), MODEL '97⇨ CA CA
	11/96-10/97	B6244FS	132	2473	6PK1256 6PK1270 6PK1642 6PK1750 CT902 CT902K1	ALT, (AC), (AUTOM) ALT, (AC), (MANL) ALT, (AC), ⇨MODEL '96 ALT, (AC), MODEL '97⇨ CA CA
2.9	01/97-12/98	B6304G, B6304S2	132- 150	2922	6PK1256 6PK1270	ALT, (AC), (AUTOM) ALT, (AC), (MANL)





VOLVO						
V90						
					6PK1755 CT902 CT902K1	ALT, (AC) CA CA
XC60						
2.4 D	07/09-	D5244T14	129	2400	5PK1120 5PK628 ELAST CT1010 CT1010K1	ALT AC CA CA
2.4 D AWD	05/08-	D5244T5, D5244T16, D5244T17	120	2400	5PK1120 5PK628 ELAST CT1010 CT1010K1 CT1010WP1	ALT AC CA CA CA
D3	03/10-	D5204T2, D5204T3	120	1984	5PK1120 5PK628 ELAST CT1010 CT1010K1	ALT AC CA CA
D5 AWD	06/11-	D5244T11, D5244T15	158	2400	5PK1120 CT1010 CT1010K1 CT1010WP1	ALT CA CA CA
	05/08-	D5244T4	136	2400	5PK1120 5PK628 ELAST CT1010 CT1010K1 CT1010WP1	ALT AC CA CA CA
	07/09-	D5244T10	151	2400	5PK1120 5PK628 ELAST CT1010 CT1010K1	ALT AC CA CA
T6 AWD	05/08-	B6304T2	210	2953	6PK1200	ALT
XC70						
2.4 D5 AWD	12/05-08/07	D5244T4	136	2401	6DPK1825 6DPK1841 AP9041 VD1077 MS39 CT1010 CT1010K1 CT1010WP1	ALT, CH-NO 234794⇔ ALT, ⇔CH-NO 234793 ALT, (Bosch), FOR ALT: 140A, OE-NO 8603262, FOR ALT: 160A, OE-NO 8603265, MTR-CODE: D 5244 T4 ONLY WITH VD1077 CA CA CA
2.4 D5 XC AWD	09/02-08/07	D5244T	120	2401	6DPK1841 AP9033 AP9041 VD1077 MS39 CT1010 CT1010K1 CT1010WP1	ALT, ⇔08/2005 ALT, (Bosch), FOR ALT: 160A, OE-NO 8602714 ALT, (Bosch), FOR ALT: 120A, OE-NO 8111122, FOR ALT: 140A, OE-NO 8602710, FOR ALT: 160A, OE-NO 8602714, MTR-CODE: D 5244 T ONLY WITH VD1077 CA, ⇔08/2005 CA, ⇔08/2005 CA, ⇔08/2005
2.4 T XC AWD	03/00-09/02	B5244T3	147	2435	6DPK1841 6DPK1853 AP9041 CT979 CT979K1 CT979WP1	ALT, (AC) ALT, (AC) ALT, (Bosch), FOR ALT: 120A, OE-NO 8602276, 8251071, FOR ALT: 140A, OE-NO 8602710, 8602343, FOR ALT: 160A, OE-NO 8602714, MTR-CODE: B 5244 T3 CA CA CA
	11/97-09/02	B5254T	142	2435	6DPK1825	ALT, (AC), MODEL '99⇔

VOLVO



VOLVO

XC70

					6DPK1841 6PK1250 6PK1270 6PK1743 CT759 CT979 CT759K1 CT979K1 CT979K2 CT979WP1	ALT, (AC), MODEL '99⇨ ALT, (-AC), ⇨MODEL '98, (AUTOM) ALT, (-AC), ⇨MODEL '98, (MANL) ALT, (AC), ⇨MODEL '98 CA, ⇨MTR-NO 1266127 CA, MTR-NO 1266128⇨ CA, ⇨MTR-NO 1266127 CA, MTR-NO 1266128⇨, ⇨MTR-NO 3192745 CA, MTR-NO 3192746⇨ CA, MTR-NO 1266128⇨, ⇨MTR-NO 3192745
2.5 T XC AWD	09/02-08/07	B5254T2	154	2521	6DPK1841 AP9033 AP9041 VD1102 CT979 CT979K1 CT979K2 CT979WP1	ALT ALT, (Bosch), FOR ALT: 160A, OE-NO 8602714 ALT, (Bosch), FOR ALT: 120A, OE-NO 8602276, 8251071, FOR ALT: 140A, OE-NO 8602710, FOR ALT: 160A, OE-NO 8602714, MTR-CODE: B 5254 T2 01/2003⇨ CA, MTR-CODE: B5244SG CA, MTR-CODE: B5244SG, ⇨MTR-NO 3188688 CA, MTR-NO 3188689⇨ CA, ⇨MTR-NO 3188688

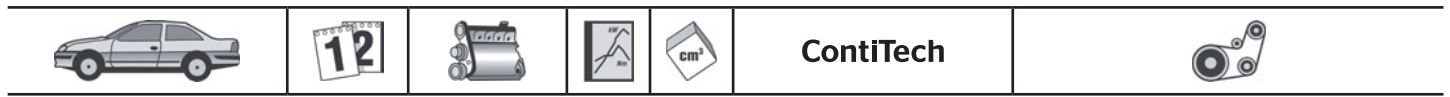
XC70 II

2.4 D	01/10-	D5244T14	129	2400	5PK1120 5PK628 ELAST CT1010 CT1010K1	ALT AC CA CA
2.4 D AWD	08/07-	D5244T5, D5244T16	120	2400	5PK1120 5PK628 ELAST AP9041 CT1010 CT1010K1 CT1010WP1	ALT AC ALT, (Bosch), FOR ALT: 140A, OE-NO 8603262, FOR ALT: 160A, OE-NO 8603265, MTR-CODE: D 5244 T5 CA CA CA
3.2 AWD	08/07-	B6324S	175	3192	6PK1200	ALT
D3, D3 AWD	08/11-	D5204T2, D5204T3	120	1984	5PK1120 5PK628 ELAST CT1010 CT1010K1	ALT AC CA CA
D5 AWD	06/11-	D5244T11, D5244T15	158	2400	5PK1120 CT1010 CT1010K1 CT1010WP1	ALT CA CA CA
	08/07-	D5244T4	136	2400	5PK1120 5PK628 ELAST AP9041 CT1010 CT1010K1 CT1010WP1	ALT AC ALT, (Bosch), FOR ALT: 140A, OE-NO 8603262, FOR ALT: 160A, OE-NO 8603265, MTR-CODE: D 5244 T4 CA CA CA
	12/09-	D5244T10	151	2400	5PK1120 5PK628 ELAST CT1010 CT1010K1	ALT AC CA CA
T6 AWD	01/08-	B6304T2	210	2953	6PK1200	ALT

XC90

2.5 T	10/02-	B5254T2	154	2521	6DPK1825 6DPK1841 AP9041 VD1102 CT979	ALT, (AC) ALT, (AC) ALT, (Bosch), FOR ALT: 140A, OE-NO 8603262, 8602710, FOR ALT: 160A, OE-NO 8602714, 8603265, MTR-CODE: B 5254 T2 CA
-------	--------	---------	-----	------	--	---





VOLVO						
XC90						
					CT979K1 CT979K2 CT979WP1	CA, MTR-CODE: B5244S, ⇨MTR-NO 3188688 CA, MTR-NO 3188689⇨ CA, ⇨MTR-NO 3188688
3.2	05/06-	B6324S	175	3192	6PK1200	ALT
D5	04/09-	D5244T, D5244T5	120	2401	6DPK1825 6DPK1841 6DPK1841D1 AP9041 VD1077 MS39 CT1010 CT1010K1 CT1010WP1	ALT, CH-NO 288076⇨ ALT, ⇨CH-NO 288075 ALT, ⇨CH-NO 288075 ALT, (Bosch), FOR ALT: 140A, OE-NO 8602710, 8603262, FOR ALT: 160A, OE-NO 8602714, 8603265, MTR-CODE: B 5244 T ONLY WITH VD1077 CA CA CA
	05/06-	D5244T4	136	2401	6DPK1825 6DPK1841D1 AP9041 VD1077 MS39 CT1010 CT1010K1 CT1010WP1	ALT ALT, ⇨CH-NO 288075 ALT, (Bosch), FOR ALT: 140A, OE-NO 8603262, FOR ALT: 160A, OE-NO 8603265, MTR-CODE: B 5244 T4 ONLY WITH VD1077 CA CA CA
	01/11-	D5244T18	147	2400	6DPK1825 AP9041 CT1010 CT1010K1 CT1010WP1	ALT ALT, (Bosch), FOR ALT: 160A, OE-NO 36050266 CA CA CA
T6	10/02-	B6294T	200	2922	6DPK1825 CT982 CT982K1	ALT CA CA

VW						
AMAROK						
2.0 BiTDI, 2.0 BiTDI 4motion	09/10-	CDCA	120	1968	6PK1080 6PK1555 AP9022 VD1111 CT1139 CT1139K2 CT1139WP6	MTR-CODE: CDCA, ALT, (-AC) MTR-CODE: CDCA, ALT, (AC) ALT, (Bosch), FOR ALT: 110A, OE-NO 06F903023L, FOR ALT: 140A, OE-NO 06F903023N, MTR-CODE: CDCA, CDBA MTR-CODE: CDCA MTR-CODE: CDCA, CA MTR-CODE: CDCA, CA, 12/2010⇨ MTR-CODE: CDCA, CA, WP, 12/2010⇨
2.0 TDI, 2.0 TDI 4motion	09/10-	CDBA, CNFA	90	1968	6PK1080 6PK1555 AP9022 VD1111 CT1139 CT1139K2 CT1139WP6	MTR-CODE: CDBA, ALT, (-AC) MTR-CODE: CDBA, ALT, (AC) ALT, (Bosch), FOR ALT: 110A, OE-NO 06F903023L, FOR ALT: 140A, OE-NO 06F903023N MTR-CODE: CDBA MTR-CODE: CDBA, CA MTR-CODE: CDCA, CA, 12/2010⇨ MTR-CODE: CDBA, CA, WP, 12/2010⇨
	11/11-	CNEA, CSHA	132	1968	6PK1080 6PK1555 VD1111 CT1139 CT1139K2	ALT, (-AC) ALT, (AC) CA CA
BETLE (5C1)						
1.2 TSI	07/11-	CBZB	77	1197	6PK1432 6PK1693 AP9012	ALT, (-AC) ALT, (AC) ALT, (Bosch), FOR ALT: 140A, OE-NO 03F 903 023 D,

VW



VW

BEETLE (5C1)

					AP9012 5PK491 6PK1600 6PK1698 AP9012 AP9012	03C 903 025 F ALT, (Valeo), FOR ALT: 110A, OE-NO 03F 903 023 E AIRC ALT, (-AC) ALT, (AC) ALT, (Valeo), OE-NO 03C 903 023 G, FOR ALT: 110A, OE-NO 03C 903 023 C, FOR ALT: 140A (Bosch), OE-NO 03C 903 023 A, FOR ALT: 140A
1.4 TSI	04/11-	CAVD, CNWA	118	1390	AP9012 6PK1070 6PK842 ELAST 6PK842 ELAST T1 AP9001 AP9001 VD1111 CT1139 CT1139K2 CT1139WP6	MTR-CODE: CAYB, CAYC, ALT, (AC) MTR-CODE: CAYB, CAYC, ALT, (-AC) MTR-CODE: CAYB, CAYC, ALT, (-AC) ALT, (Valeo), FOR ALT: 140A, OE-NO 03L903023F, 03L903023A ALT, (Bosch), FOR ALT: 140A, OE-NO 06F903023F, 03L903023 MTR-CODE: CAYB, CAYC MTR-CODE: CAYB, CAYC, CA MTR-CODE: CAYB, CAYC, CA, 12/2010⇒ MTR-CODE: CAYC, CA, WP
1.6 TDI	10/11-	CAYC	77	1598	6PK1070 6PK842 ELAST 6PK842 ELAST T1 AP9001 AP9001 VD1076 VD1111 MS18 CT1134 CT1139 CT1134K1 CT1139K2 CT1134WP1 CT1134WP2 CT1139WP6	MTR-CODE: CJAA, CFFB, ALT, (AC) MTR-CODE: CJAA, CFFB, ALT, (-AC) MTR-CODE: CJAA, CFFB, ALT, (-AC) ALT, (Valeo), FOR ALT: 140A, OE-NO 03L903023F, 03L903023A ALT, (Bosch), FOR ALT: 140A, OE-NO 06F903023F, 03L903023 MTR-CODE: CJAA MTR-CODE: CFFA, CFFB ONLY WITH VD1076 MTR-CODE: CJAA, CA MTR-CODE: CFFA, CFFB, CA MTR-CODE: CJAA, CA MTR-CODE: CFFA, CFFB, CA, 12/2010⇒ MTR-CODE: CJAA, CA, WP, 05/2012⇒ MTR-CODE: CJAA, CA, WP, ⇒04/2012 MTR-CODE: CFFB, CA, WP
2.0 TDI	04/11-	CFFB, CJAA	103	1968	6PK1120 AP9009 CT1143	ALT ALT, (Bosch), FOR ALT: 140A, OE-NO 06B 903 016 AB WP
2.0 TSI	04/11-	CCTA, CBFA, CCZA	147	1984		

BEETLE (5C7)

1.2 TSI	12/12-	CBZB	77	1197	6PK1432 6PK1693 AP9012 AP9012	ALT, (-AC) ALT, (AC) ALT, (Bosch), FOR ALT: 140A, OE-NO 03F 903 023 D, 03C 903 025 F ALT, (Valeo), FOR ALT: 110A, OE-NO 03F 903 023 E
1.4 TSI	12/12-	CAVD, CNWA, CTHD, CTKA	118	1390	5PK491 6PK1600 6PK1698 AP9012 AP9012	AIRC ALT, (-AC) ALT, (AC) ALT, (Valeo), OE-NO 03C 903 023 G, FOR ALT: 110A, OE-NO 03C 903 023 C, FOR ALT: 140A (Bosch), OE-NO 03C 903 023 A, FOR ALT: 140A
1.6 TDI	12/12-	CAYC	77	1598	6PK1070 6PK842 ELAST 6PK842 ELAST T1 AP9001 AP9001 VD1111 CT1139	MTR-CODE: CAYB, CAYC, ALT, (AC) MTR-CODE: CAYB, CAYC, ALT, (-AC) MTR-CODE: CAYB, CAYC, ALT, (-AC) ALT, (Valeo), FOR ALT: 140A, OE-NO 03L903023F, 03L903023A ALT, (Bosch), FOR ALT: 140A, OE-NO 06F903023F, 03L903023 MTR-CODE: CAYB, CAYC MTR-CODE: CAYB, CAYC, CA





VW						
BEETLE (5C7)						
2.0 TDI	12/12-	CFFB, CJAA	103	1968	CT1139K2 CT1139WP6	MTR-CODE: CAYB, CAYC, CA, 12/2010⇨ MTR-CODE: CAYC, CA, WP
					6PK1070 6PK842 ELAST 6PK842 ELAST T1 AP9001 AP9001 VD1076 VD1111 MS18 CT1134 CT1139 CT1134K1 CT1139K2 CT1134WP1 CT1139WP6	MTR-CODE: CJAA, CFFB, ALT, (AC) MTR-CODE: CJAA, CFFB, ALT, (-AC) MTR-CODE: CJAA, CFFB, ALT, (-AC) ALT, (Valeo), FOR ALT: 140A, OE-NO 03L903023F, 03L903023A ALT, (Bosch), FOR ALT: 140A, OE-NO 06F903023F, 03L903023 MTR-CODE: CJAA MTR-CODE: CFFA, CFFB ONLY WITH VD1076 MTR-CODE: CJAA, CA MTR-CODE: CFFA, CFFB, CA MTR-CODE: CJAA, CA MTR-CODE: CFFA, CFFB, CA, 12/2010⇨ MTR-CODE: CJAA, CA, WP, 05/2012⇨ MTR-CODE: CFFB, CA, WP
2.0 TSI	12/12-	CCTA, CBFA, CCZA	147	1984	6PK1120 AP9009 CT1143	ALT ALT, (Bosch), FOR ALT: 140A, OE-NO 06B 903 016 AB WP
BORA (1J2, 1J6)						
1.4 16V	03/00-05/05	AHW, AKQ, APE, AXP, BCA	55	1390	6PK1080 6PK1548 CT957(SET) CT957K1 CT957K1 CT957K1 CT957K2 CT957K2 CT957WP1 CT957WP1 CT957WP1 CT957WP4 CT957WP4	ALT, (AC) ALT, (AC) CA CA, MTR-CODE: AHW, MTR-NO 160 001⇨ CA, MTR-CODE: AKQ, MTR-NO 242 001⇨ CA, MTR-CODE: APE, AXP, BCA CA, MTR-CODE: AHW, ⇨MTR-NO 160 000 CA, MTR-CODE: AKQ, ⇨MTR-NO 242 000 CA, MTR-CODE: APE, AXP, BCA CA, MTR-CODE: AKQ, MTR-NO 242 001⇨ CA, MTR-CODE: AHW, MTR-NO 160 001⇨ CA, MTR-CODE: AKQ, ⇨MTR-NO 242 000 CA, MTR-CODE: AHW, ⇨MTR-NO 160 000
					1.6	05/99-05/05
1.6	08/00-05/05	AVU, BFQ, BJH	75	1595	6DPK1195 6PK1120 AP9001 AP9001 AP9001 CT908 CT908K1 CT908WP1	ALT, PS, AC ALT, PS ALT, (Bosch), FOR ALT: 120A, OE-NO 028 903 028 E, MTR-CODE: AVU ALT, (Hitachi), FOR ALT: 120A, OE-NO 028 903 023 G, MTR-CODE: AVU ALT, (Valeo), FOR ALT: 120A, OE-NO 038 903 023 S, MTR-CODE: AVU CA CA CA
	06/02-10/04	AWB	78	1595	6DPK1195 6PK1120	ALT, (AC) ALT, (AC)





ContiTech



VW

BORA (1J2, 1J6)



					CT909 CT909K2 CT909K3	CA CA CA
1.6 16V	05/00-05/05	ATN, AUS, AZD, BCB	77	1598	6PK1080 6PK1548 CT957(SET) CT957K1 CT957WP2	ALT, PS ALT, PS, AC CA CA CA
1.6 FSI	01/02-05/05	BAD	81	1598	6PK1080 6PK1538 CT957(SET) CT957K1 CT957WP2	ALT, (-AC) ALT, (AC) CA CA CA
1.8, 1.8 4motion, 1.8 T	10/98-05/05	AGN, AGU, ARX, AUM, BAE	92-110	1781	6DPK1195 6PK1120 AP9001 AP9001 AP9001 AP9001 VD1107 CT909 CT909K2 CT909K3 CT909K6 CT909K7 CT909WP1	ALT, PS, AC ALT, PS ALT, (Bosch), FOR ALT: 120A, OE-NO 028 903 028 E, 038 903 024 F ALT, (Valeo), FOR ALT: 120A, OE-NO 038 903 023 S, 038 903 024 G ALT, (Hitachi), FOR ALT: 120A, OE-NO 028 903 029 G MTR-CODE: AUM, AGU CA CA, CH-NO 1J-Y-850 001 ⇨ CA, CH-NO 1J-Y-850 001 ⇨ CA, ⇨CH-NO 1J-Y-850 000 CA, ⇨CH-NO 1J-Y-850 000 CA, CH-NO 1J-Y-850 001 ⇨
1.8 T	03/02-05/05	AUQ	132	1781	6DPK1195 6PK1120 AP9001 AP9001 AP9001 VD1107 CT909 CT909K2 CT909K3 CT909WP1	ALT, PS, AC ALT, PS ALT, (Valeo), FOR ALT: 120A, OE-NO 038 903 023 S, 038 903 024 G ALT, (Bosch), FOR ALT: 120A, OE-NO 028 903 028 E, 038 903 024 F ALT, (Hitachi), FOR ALT: 120A, OE-NO 028 903 029 G CA CA CA CA
1.9 SDI	10/98-05/05	AGP, AQM	50	1896	6PK1660 6PK906 6PK1660D1 6PK1660D1 AP9001 AP9001 AP9001 VD1076 VD1089 MS17 MS18 CT1044 CT1044	ALT, PS, (AC) ALT, PS, (-AC) ALT, PS, (AC), CH-NO 1J-3W350 001 ⇨ ALT, PS, (AC), CH-NO 1J-3D016 001 ⇨ ALT, (Hitachi), FOR ALT: 120A, OE-NO 028 903 029 G ALT, (Valeo), FOR ALT: 70A, OE-NO 038 903 023 Q, FOR ALT: 90A, OE-NO 038 903 023 R, FOR ALT: 120A, OE-NO 038 903 023 ALT, (Bosch), FOR ALT: 70A, OE-NO 038 903 023 K, FOR ALT: 90A, OE-NO 038 903 023 L, FOR ALT: 120A, OE-NO 028 903 028 E CH-NO 1J-3D016 001 ⇨, 1J-3W350 001 ⇨ ⇨CH-NO 1J-3D016 000, 1J-3W350 000 ONLY WITH VD1089 ONLY WITH VD1076 CA, WP, MTR-CODE: AQM, MTR-NO 045 001 ⇨ CA, WP, MTR-CODE: AGP, MTR-NO 400 001 ⇨





VW					VW	
BORA (1J2, 1J6)						
1.9 TDI, 1.9 TDI 4motion	10/98-05/05	AGR, ALH	66	1896	CT946 CT946 CT1044K1 CT1044K1 CT946K1 CT946K1 CT1044WP1 CT1044WP1	CA, WP, MTR-CODE: AQM, ⇨MTR-NO 045 000 CA, WP, MTR-CODE: AGP, ⇨MTR-NO 400 000 CA, MTR-CODE: AQM, MTR-NO 30 001⇨ CA, MTR-CODE: AGP, MTR-NO 400 001⇨ CA, WP, MTR-CODE: AQM, ⇨MTR-NO 030 000 CA, WP, MTR-CODE: AGP, ⇨MTR-NO 400 000 CA, WP, MTR-CODE: AQM, MTR-NO 045 001⇨ CA, WP, MTR-CODE: AGP, MTR-NO 595 001⇨
	10/98-06/01	AHF, ASV	81	1896	6PK1660 6PK906 AP9001 AP9001 AP9001 VD1076 VD1089 MS17 MS18 CT1044 CT1044 CT946 CT946 CT1044K1 CT1044K1 CT1044WP1 CT1044WP1	ALT, (AC) ALT, (-AC) ALT, (Hitachi), FOR ALT: 120A, OE-NO 028903029G ALT, (Bosch), FOR ALT: 70A, OE-NO 038903023K, 038903023B, FOR ALT: 90A, OE-NO 038903023L, 038903023D, FOR ALT: 120A, OE-NO 028903028E ALT, (Valeo), FOR ALT: 70A, OE-NO 028903023Q, 038903024C, FOR ALT: 90A, OE-NO 038903023R, 038903024E, FOR ALT: 120A, OE-NO 03890023S, 03890024G CH-NO 1J-3D016 001⇨, 1J-3W350 001⇨ ⇨CH-NO 1J-3D016 000, 1J-3W350 000 ONLY WITH VD1089 ONLY WITH VD1076 CA, MTR-CODE: ALH, MTR-NO 500 001⇨ CA, MTR-CODE: AGR, MTR-NO 565 001⇨ CA, MTR-CODE: AGR, ⇨MTR-NO 565 000 CA, MTR-CODE: ALH, ⇨MTR-NO 500 000 CA, MTR-CODE: AGR, MTR-NO 565 001⇨ CA, MTR-CODE: ALH, MTR-NO 500 001⇨ CA, MTR-CODE: AGR, MTR-NO 565 001⇨ CA, MTR-CODE: ALH, MTR-NO 500 001⇨
	09/00-05/05	ATD, AXR	74	1896	6DPK1195 6PK1120 AP9001 AP9001 AP9001	ALT, PS, (AC) ALT, PS, (-AC) ALT, (Bosch), FOR ALT: 70A, OE-NO 038 903 023 K, FOR ALT: 90A, OE-NO 038 903 023 L, FOR ALT: 120A, OE-NO 028 903 028 E ALT, (Valeo), FOR ALT: 70A, OE-NO 038 903 023 Q, FOR ALT: 90A, OE-NO 038 903 023 R, FOR ALT: 120A, OE-NO 038 903 023 S ALT, (Hitachi), FOR ALT: 120A, OE-NO 028 903 029 G



ContiTech



VW

BORA (1J2, 1J6)



					VD1091 CT1028 CT1028K2 CT1028K3 CT1028K3 CT1028K4 CT1028WP2 CT1028WP4 CT1028WP7	<p>MTR-CODE: ATD, AXR, CA, WP CA, MTR-CODE: ATD, ⇨CH-NO 1J-2-592 782, 1J-2D352 773 CA, MTR-CODE: AXR CA, MTR-CODE: ATD, CH-NO 1J-2-592 783⇨, 1J-2D352 774⇨ CA, MTR-CODE: ATD, ⇨CH-NO 1J-2-592 782, 1J-2D352 773 MTR-CODE: ATD, ⇨MODEL '02, CA, CH-NO 1J-2-592 783⇨, 1J-2D352 774⇨ MTR-CODE: ATD, AXR, MODEL '03⇨, CA MTR-CODE: ATD, ⇨MODEL '02, CA, ⇨CH-NO 1J-2-592 782, 1J-2D352 773</p>
1.9 TDI, 1.9 TDI 4motion	05/00-05/05	ARL	110	1896	6DPK1195 6PK1120 AP9001 AP9001 AP9001 VD1091 CT1028 CT1028K2 CT1028K3 CT1028K4 CT1028WP5	<p>ALT, (AC) ALT, (-AC) ALT, (Hitachi), FOR ALT: 120A, OE-NO 028903029G ALT, (Bosch), OE-NO 038903023K, 038903024B, FOR ALT: 70A, OE-NO 038903023L, 038903024D, FOR ALT: 90A, OE-NO 028903028E, FOR ALT: 120A (Valeo), OE-NO 028903023Q, 038903023C, FOR ALT: 70A, OE-NO 038903023R, 038903024E, FOR ALT: 90A, OE-NO 038903023S, 038903024G, FOR ALT: 120A CA CA, ⇨CH-NO 1J-2-592 782, 1J-2D352 773 CA, CH-NO 1J-2-592 783⇨, 1J-2D352 774⇨ CA, ⇨CH-NO 1J-2-592 782, 1J-2D352 773 CA, CH-NO 1J-2-592 783⇨, 1J-2D352 774⇨</p>
1.9 TDI	11/00-05/05	ASZ	96	1896	6DPK1195 6PK1120 AP9001 AP9001 AP9001 VD1076 VD1091 MS17 MS18 CT1028 CT1028K2 CT1028K3 CT1028K4 CT1028WP4 CT1028WP7	<p>ALT, PS, AC ALT, PS ALT, (Bosch), OE-NO 038903023K, 038903023B, FOR ALT: 70A, OE-NO 038903023L, 038903023D, FOR ALT: 90A, OE-NO 028903028E, FOR ALT: 120A ALT, (Valeo), OE-NO 028903023Q, 038903024C, FOR ALT: 70A, OE-NO 038903023R, 038903023E, FOR ALT: 90A, OE-NO 038903023S, 038903023G, FOR ALT: 120A ALT, (Hitachi), FOR ALT: 120A, OE-NO 028 903 029 G MTR-CODE: ASZ, MTR-NO 435 001⇨ MTR-CODE: ASZ, ⇨MTR-NO 435 000 ONLY WITH VD1091 ONLY WITH VD1076 CA CA, ⇨12/2002 CA, 01/2003⇨ CA, ⇨12/2002 CA, 01/2003⇨ CA, ⇨07/2002</p>
1.9 TDI, 1.9 TDI 4motion	12/98-06/01	AJM, AUJ	85	1896	5PK1432 6DPK1195 6PK1120 AP9001 AP9001	<p>ALT, (AC), MTR-CODE: AUJ ALT, (AC), MTR-CODE: AUJ, AJM ALT, (AC), MTR-CODE: AJM ALT, (Bosch), FOR ALT: 70A, OE-NO 038 903 023 K, FOR ALT: 90A, OE-NO 038 903 023 L, FOR ALT: 120A, OE-NO 028 903 028 E, MTR-CODE: AJM / AUJ ALT, (Valeo), FOR ALT: 70A, OE-NO 038 903 023 Q, FOR ALT: 90A, OE-NO 038 903 023 R, FOR ALT: 120A, OE-NO 038 903 023 S, MTR-CODE: AJM /</p>





VW					
BORA (1J2, 1J6)					
1.9 TDI 4motion	09/00-05/05	ATD	74	1896	<ul style="list-style-type: none"> AP9001 AUY ALT, (Hitachi), FOR ALT: 120A, OE-NO 028 903 029 G, MTR-CODE: AJM / AUY VD1091 CT1028 CA, MTR-CODE: AUY, AJM CT1028K1 CA, MTR-CODE: AJM, ⇨MTR-NO 185 670 CT1028K2 CA, MTR-CODE: AUY CT1028K2 CA, MTR-CODE: AJM, MTR-NO 185 671⇨ CT1028K4 CA, MTR-CODE: AUY CT1028K4 CA, MTR-CODE: AJM, MTR-NO 185 671⇨ CT1028K5 CA, MTR-CODE: AJM, ⇨MTR-NO 185 670 CT1028WP6 CA, MTR-CODE: AJM, ⇨MTR-NO 185 670 CT1028WP7 CA, MTR-CODE: AUY CT1028WP7 CA, MTR-CODE: AJM, CH-NO 185 671⇨
	11/00-05/05	ASZ	96	1896	<ul style="list-style-type: none"> AP9001 ALT, PS, (AC) AP9001 ALT, PS, (-AC) AP9001 ALT, (Hitachi), FOR ALT: 120A, OE-NO 028903029G AP9001 ALT, (Valeo), FOR ALT: 70A, OE-NO 028903023Q, 038903024C, FOR ALT: 90A, OE-NO 038903023R, 038903024E, FOR ALT: 120A, OE-NO 038903024G AP9001 ALT, (Bosch), FOR ALT: 70A, OE-NO 038903023K, 038903023B, FOR ALT: 90A, OE-NO 038903023L, 038903024D, FOR ALT: 120A, OE-NO 028903028E VD1091 CA, WP CT1028 CA, WP, MTR-CODE: ATD, ⇨CH-NO 1J-2-592 782 CT1028K2 CA, WP, MTR-CODE: ATD, ⇨CH-NO 1J-2D352 773 CT1028K3 CA, WP, MTR-CODE: ATD, CH-NO 1J-2-592 783⇨ CT1028K3 CA, WP, MTR-CODE: ATD, CH-NO 1J-2D352 774⇨ CT1028K3 MTR-CODE: AXR CT1028K4 CA, WP, MTR-CODE: ATD, ⇨CH-NO 1J-2D352 773 CT1028K4 CA, WP, MTR-CODE: ATD, ⇨CH-NO 1J-2-592 782 CT1028WP4 CA, WP, MTR-CODE: ATD, CH-NO 1J-2D352 774⇨ CT1028WP4 MTR-CODE: AXR CT1028WP4 CA, WP, MTR-CODE: ATD, CH-NO 1J-2-592 783⇨ CT1028WP7 CA, WP, MTR-CODE: ATD, ⇨CH-NO 1J-2D352 773, ⇨07/2002 CT1028WP7 CA, WP, MTR-CODE: ATD, ⇨CH-NO 1J-2-592 782, ⇨07/2002 6DPK1195 ALT, PS, AC 6PK1120 ALT, PS AP9001 ALT, (Hitachi), FOR ALT: 120A, OE-NO 028 903 029 G AP9001 ALT, (Valeo), OE-NO 028903023Q, 038903023C, FOR ALT: 70A, OE-NO 038903023R, 038903023E, FOR ALT: 90A, OE-NO 038903023S, 038903023G, FOR ALT: 120A AP9001 ALT, (Bosch), OE-NO 038903023K, 038903024B, FOR ALT: 70A, OE-NO 038903023L, 038903023D, FOR ALT: 90A, OE-NO 028903023E, FOR ALT: 120A VD1076 MTR-CODE: ASZ, MTR-NO 435 001⇨ VD1091 MTR-CODE: ASZ, ⇨MTR-NO 435 000 MS17 ONLY WITH VD1091 MS18 ONLY WITH VD1076 CT1028 CA CT1028K2 CA, ⇨12/2002 CT1028K3 CA, 01/2003⇨ CT1028K4 CA, ⇨12/2002 CT1028WP4 CA, 01/2003⇨ CT1028WP7 CA, ⇨07/2002





VW

BORA (1J2, 1J6)

↔ 2.0, 2.0 4motion

10/98-05/05 AQY, APK, AZG, AZH, AZJ, BBW 85 1984

- 6DPK1195** ALT, PS, AC
- 6PK1120** ALT, PS
- AP9001** ALT, (Valeo), FOR ALT: 120A, OE-NO 038 903 023 S, 038 903 024 G
- AP9001** ALT, (Hitachi), FOR ALT: 120A, OE-NO 028 903 029 G
- AP9001** ALT, (Bosch), FOR ALT: 120A, OE-NO 028 903 028 E, 038 903 024 F
- VD1107**
- CT908** CA
- CT908K1** CA
- CT908WP2** CA

2.3 V5, 2.3 V5 4motion

10/00-05/05 AQN 125 2324

- 6DPK1320** ALT, (AC)
- 6PK1264** ALT, (AC)
- AP9001** ALT, (Bosch), FOR ALT: 70A, OE-NO 038903023K, 038903024B, FOR ALT: 90A, OE-NO 038903023L, 038903024D, FOR ALT: 120A, OE-NO 028903028E
- AP9001** ALT, (Valeo), FOR ALT: 70A, OE-NO 028903023Q, 038903024C, FOR ALT: 90A, OE-NO 038903023R, 038903024E, FOR ALT: 120A, OE-NO 038903023S, 038903024G
- AP9001** ALT, (Hitachi), FOR ALT: 120A, OE-NO 028903029G

10/98-10/00 AGZ 110 2324

- 6DPK1352** ALT, (AC)
- 6PK1285** ALT, (AC)
- AP9001** ALT, (Hitachi), FOR ALT: 120A, OE-NO 028 903 029 G
- AP9001** ALT, (Bosch), FOR ALT: 70A, OE-NO 038 903 023 K, FOR ALT: 90A, OE-NO 038 903 023 L, FOR ALT: 120A, OE-NO 028 903 028 E
- AP9001** ALT, (Valeo), FOR ALT: 70A, OE-NO 038 903 023 Q, FOR ALT: 90A, OE-NO 038 903 023 R, FOR ALT: 120A, OE-NO 038 903 023 S

2.8 V6 4motion, 2.8 VR6

03/99-05/05 AQP, AUE, BDE 150 2792

- 6DPK1320** ALT, (AC)
- 6PK1264** ALT, (AC)
- AP9001** ALT, (Hitachi), FOR ALT: 120A, OE-NO 028 903 029 G
- AP9001** ALT, (Bosch), FOR ALT: 70A, OE-NO 038 903 023 K, FOR ALT: 90A, OE-NO 038 903 023 L, FOR ALT: 120A, OE-NO 028 903 028 E
- AP9001** ALT, (Valeo), FOR ALT: 70A, OE-NO 038 903 023 Q, FOR ALT: 90A, OE-NO 038 903 023 R, FOR ALT: 120A, OE-NO 038 903 023 S

CADDY I (14)

1.5

08/82-07/83 JB 51 1457

- AVX10X730** PS
- AVX10X940** ALT, ⇨CH-NO 14E020000
- AVX10X950** ALT, CH-NO 14F000001⇨
- CT637** CA

1.6

01/83-07/92 EW 55 1595

- AVX10X730** PS
- AVX10X940** ALT, ⇨CH-NO 14E020000
- AVX10X950** ALT, CH-NO 14F000001⇨
- CT637** CA

1.6 D

08/82-07/92 ME, JK 40 1588

- AVX10X875** ALT
- CT513** CA

1.8

08/85-07/92 JH 70 1781

- AVX10X730** PS
- AVX10X940** ALT, ⇨CH-NO 14E020000
- AVX10X950** ALT, CH-NO 14F000001⇨
- CT637** CA

CADDY II (9K9A, 9K9B, 9U7)

1.4, 1.4 16V

08/00-01/04 AUA 55 1390

- 6PK1070** ALT, PS, (-AC)
- 6PK1185** ALT, PS, (AC)
- CT957(SET)** CA





VW

CADDY II (9K9A, 9K9B, 9U7)

1.4, 60 1.4	11/95-01/04	AEX, AKV, AUD, APQ	44	1390	CT957K1	CA					
					CT957WP1	CA					
1.6	06/96-12/00	AEE	55	1598	6PK1070	ALT, PS					
					6PK1125	ALT, PS, AC, ⇨08/1997					
					6PK1185	ALT, PS, AC, 09/1997⇨					
					6PK751	ALT					
					CT846	CA					
					CT846K1	CA, MTR-CODE: AEX, AKV, APQ					
					CT846K2	CA, MTR-CODE: AUD					
					CT846WP2	CA, MTR-CODE: AUD					
					CT846WP3	CA, MTR-CODE: AEX, AKV, APQ					
					1.6	11/95-05/97	1F	55	1595	2PJ860	2.FAN
6PK1153	ALT, PS, AC										
6PK894	ALT, (-AC)										
CT847	CA, MTR-CODE: AEE, ALM										
CT847K1	CA, MTR-CODE: AEE, ALM										
CT847WP1	CA, MTR-CODE: AEE, ALM										
1.6, 75 1.6	11/95-09/00	AEE	55	1598	6PK1070	ALT, PS, MTR-CODE: AEE					
					6PK1080	ALT, AC, MTR-CODE: AEE					
					6PK1185	ALT, PS, AC, MTR-CODE: AEE					
					6PK751	ALT, MTR-CODE: AEE					
					CT847	CA, MTR-CODE: AEE, ALM					
					CT847K1	CA, MTR-CODE: AEE, ALM					
1.7 SDI	07/96-09/00	AHB	42	1716	11,5X790Ld	PS, WP, (AC)					
					AVX10X730	PS, (-AC)					
					6PK1045	ALT, WP					
					6PK1145	ALT, AC					
					AP9004	ALT, ⇨CH-NO 9KX-505715, (Bosch), FOR ALT: 90A, OE-NO 028 903 028 J					
					AP9004	ALT, CH-NO 9KX-505716⇨, (Bosch), FOR ALT: 70A, OE-NO 6K0 903 028					
					AP9004	ALT, (Bosch), FOR ALT: 120A, OE-NO 028 903 026 G					
					CT945	CA					
					CT945K1	CA					
					1.9 D	06/96-12/00	AEF	47	1896	5PK1219	ALT
AP9059	ALT, (Bosch), FOR ALT: 70A, OE-NO 028 903 026 B										
CT1012	CA										
CT1012K1	CA										
1.9 SDI	11/95-01/04	1Y	47	1896						11,5X730Ld	PS, (-AC)
										11,5X790Ld	PS, WP, (AC)
					2PJ860	2.FAN					
					6PK1145	ALT, (AC)					
					6PK923	ALT, (AC)					
					VD1084	MTR-CODE: 1Y					
1.9 SDI	11/95-01/04	AEY, AYQ	47	1896	MS13	ONLY WITH VD1084					
					CT867	CA					
					CT867K1	CA, MTR-CODE: 1Y, ⇨MTR-NO 705 902					
					CT867K2	CA, MTR-CODE: 1Y, MTR-NO 705 903⇨					
					11,5X730Ld	PS, (AC), MTR-CODE: AEY					
					11,5X790Ld	PS, WP, (AC), MTR-CODE: AEY					
1.9 SDI	11/95-01/04	AEY, AYQ	47	1896	2PJ860	2.FAN					
					6PK1045	ALT, (AC), MTR-CODE: AEY					
					6PK1145	ALT, (AC), MTR-CODE: AEY					
					6PK1660	ALT, (AC), MTR-CODE: AYQ					



ContiTech



VW

CADDY II (9K9A, 9K9B, 9U7)

					6PK906 AP9001 AP9004 AP9004 AP9004 AP9004 VD1076 VD1084 VD1089 MS13 MS17 CT1044 CT945 CT946 CT1044K1 CT945K1 CT1044WP1	<p>ALT, (AC), MTR-CODE: AYQ</p> <p>MTR-CODE: AYQ, ALT, (Bosch), FOR ALT: 70A, OE-NO 038903023K, FOR ALT: 90A, OE-NO 038903023L, FOR ALT: 120A, OE-NO 038903028E</p> <p>ALT, (Bosch), FOR ALT: 120A, OE-NO 028 903 026 G</p> <p>ALT, MTR-CODE: AEY</p> <p>⇨CH-NO 9KX-505715, (Bosch), FOR ALT: 90A, OE-NO 028 903 028 J</p> <p>ALT, CH-NO 9KX-505716⇨, (Bosch), FOR ALT: 70A, OE-NO 6K0 903 028</p> <p>MTR-CODE: AYQ, MTR-NO 074 038⇨</p> <p>MTR-CODE: AEY</p> <p>MTR-CODE: AYQ, ⇨MTR-NO 074 037</p> <p>ONLY WITH VD1084</p> <p>ONLY WITH VD1076</p> <p>CA, MTR-CODE: AYQ, MTR-NO 005 518⇨, 11/2000⇨</p> <p>CA, MTR-CODE: AEY</p> <p>CA, MTR-CODE: AYQ, ⇨MTR-NO 005 517, ⇨10/2000</p> <p>CA, MTR-CODE: AYQ, MTR-NO 005 518⇨, 11/2000⇨</p> <p>CA, MTR-CODE: AEY</p> <p>CA, MTR-CODE: AYQ, MTR-NO 005 518⇨, 11/2000⇨</p>
1.9 TDI	10/96-01/04	1Z, AHU, ALH, ALE	66	1896	11,5X730Ld 11,5X790Ld 2PJ860 6PK1045 6PK1145 6PK1660 6PK906 AP9001 AP9004 AP9004 AP9004 VD1076 VD1084 VD1089 MS13 MS17 CT1044 CT867 CT946 CT1044K1 CT867K4 CT1044WP1	<p>PS, (-AC)</p> <p>PS, WP, (AC)</p> <p>2.FAN</p> <p>ALT, (-AC), MTR-CODE: ALE, AHU</p> <p>ALT, (AC), MTR-CODE: ALE, AHU</p> <p>ALT, (AC), MTR-CODE: ALH</p> <p>ALT, (AC), MTR-CODE: ALH</p> <p>ALT, (Bosch), FOR ALT: 70A, OE-NO 038 903 023 K, FOR ALT: 90A, OE-NO 038 903 23 L, FOR ALT: 120A, OE-NO 028 903 028 E, MTR-CODE: ALH</p> <p>ALT, MTR-CODE: AHU,ALE, CH-NO 9KX-505716⇨, (Bosch), FOR ALT: 70A, OE-NO 6K0 903 028</p> <p>ALT, MTR-CODE: AHU,ALE, (Bosch), FOR ALT: 120A, OE-NO 028 903 026 G</p> <p>ALT, MTR-CODE: AHU,ALE, ⇨CH-NO 9KX505715, (Bosch), FOR ALT: 90A, OE-NO 028 903 028 J</p> <p>MTR-CODE: ALH, MTR-NO 896 340⇨</p> <p>MTR-CODE: ALE, AHU</p> <p>MTR-CODE: ALH, ⇨MTR-NO 896 339</p> <p>ONLY WITH VD1084</p> <p>ONLY WITH VD1076</p> <p>CA, MTR-CODE: ALH, MTR-NO 500 001⇨</p> <p>CA, MTR-CODE: ALE, AHU</p> <p>CA, MTR-CODE: ALH, ⇨MTR-NO 500 000</p> <p>CA, MTR-CODE: ALH, MTR-NO 500 001⇨, 10/2001⇨</p> <p>CA, MTR-CODE: ALE, AHU</p> <p>CA, MTR-CODE: ALH, MTR-NO 500 001⇨, 10/2001⇨</p>
75 1.6	11/95-05/97	1F	55	1595	2PJ860 6PK1153 6PK894 CT637 CT637K1	<p>2.FAN</p> <p>ALT, PS, AC</p> <p>ALT, (-AC)</p> <p>CA</p> <p>CA</p>

CADDY III (2KA, 2KH, 2CA, 2CH, 2KB, 2KJ, 2CB, 2CJ)

1.2 TSI	09/10-	CBZA, CBZB	63-77	1197	6PK1432	MTR-CODE: CBZA, CBZB, ALT, (-AC)
---------	--------	------------	-------	------	----------------	----------------------------------





VW					CADDY III (2KA, 2KH, 2CA, 2CH, 2KB, 2KJ, 2CB, 2CJ)	
					6PK1693 AP9012 AP9012	MTR-CODE: CBZA, CBZB, ALT, (AC) ALT, (Bosch), FOR ALT: 110A, OE-NO 03F 903 023 E ALT, (Valeo), FOR ALT: 140A, OE-NO 06F 903 023 D
1.4	03/04-05/06	BCA	55	1390	6PK1100 6PK737 CT957(SET) CT957K1 CT957K3 CT957WP1 CT957WP3	ALT, PS, (AC) ALT, PS, (-AC) CA MTR-CODE: BCA, CA, ⇨CH-NO 2K-6-150 000 MTR-CODE: BCA, CA, CH-NO 2K-7-000 001⇨ MTR-CODE: BCA, CA, ⇨CH-NO 2K-6-150 000 MTR-CODE: BCA, CA, CH-NO 2K-7-000 001⇨
1.4 16V	05/06-08/10	BUD	59	1390	6PK1070 6PK1100 CT957(SET) CT957K3 CT957WP3	ALT, PS, (-AC) ALT, PS, (AC) MTR-CODE: BUD, CA MTR-CODE: BUD, CA MTR-CODE: BUD, CA
1.6	04/04-	BGU, BSE, BSF	75	1595	6PK1045 6PK900 AP9001 AP9001 CT908 CT908K1 CT908WP1	ALT, (AC) ALT, (AC) ALT, (Bosch), FOR ALT: 140A, OE-NO 06F903023F ALT, (Valeo), FOR ALT: 140A, OE-NO 06F903023C CA CA CA
	03/05-	BRY	74	1595	6PK1045 CT908 CT908K1 CT908WP2	ALT, (AC) CA CA CA
1.6 BiFuel	05/11-	CHGA	75	1595	AP9001 AP9001	ALT, (Bosch), FOR ALT: 140A, OE-NO 06F903023F ALT, (Valeo), FOR ALT: 140A, OE-NO 03L903023F
1.6 TDI	08/10-	CAYD, CAYE	55-75	1598	6PK1070 6PK842 ELAST 6PK842 ELAST T1 AP9001 AP9001 VD1111 CT1139 CT1139K2 CT1139WP6	ALT, (AC) ALT, (AC) ALT, (AC) ALT, (Bosch), FOR ALT: 110A, OE-NO 06F903023D, FOR ALT: 140A, OE-NO 06F903023F, 03L903023 ALT, (Valeo), FOR ALT: 110A, OE-NO 06F903023E, FOR ALT: 140A, OE-NO 03L903023F, 03L903023A CA CA, 12/2010⇨ MTR-CODE: CAYD, CAYE, CA, WP, 12/2010⇨
1.9 TDI 4motion	11/08-08/10	BLS	77	1896	AP9001 AP9001	ALT, (Valeo), FOR ALT: 110A, OE-NO 06F903023E, FOR ALT: 140A, OE-NO 06F903023C ALT, (Bosch), FOR ALT: 110A, OE-NO 06F903023D, FOR ALT: 140A, OE-NO 06F903023F
1.9 TDI, 1.9 TDI 4motion	04/04-08/10	BJB, BLS, BSU	55-77	1896	6DPK1215 6PK1050 6PK1138 6PK948 6DPK1215D1 6PK1050D2 AP9001 AP9001 VD1076 MS18 CT1028 CT1028K3 CT1028WP3	ALT, (AC), (PS) ALT, (AC), (STRONIC) ALT, (-AC), (PS) ALT, (-AC), (STRONIC) ALT, (AC), (PS) ALT, (AC), (STRONIC) ALT, (Valeo), FOR ALT: 110A, OE-NO 06F903023E, FOR ALT: 140A, OE-NO 06F903023C ALT, (Bosch), FOR ALT: 110A, OE-NO 06F903023D, FOR ALT: 140A, OE-NO 06F903023F ONLY WITH VD1076 CA, WP CA, WP CA, WP
2.0 EcoFuel	04/06-	BSX	80	1984	6PK1045 6PK900 AP9001	ALT, PS, (AC) ALT, PS, (-AC) ALT, (Bosch), FOR ALT: 140A, OE-NO 06F903023F





VW

CADDY III (2KA, 2KH, 2CA, 2CH, 2KB, 2KJ, 2CB, 2CJ)

					AP9001 VD1107 CT908 CT908K1 CT908WP2	ALT, (Valeo), FOR ALT: 140A, OE-NO 06F903023C CA, WP CA, WP CA
2.0 SDI	03/04-08/10	BDJ, BST	51	1968	6DPK1215 6PK1050 6PK1138 6PK948 6DPK1215D1 6PK1050D2 AP9001 AP9001 VD1076 MS18 CT1028 CT1028K3 CT1028WP3	ALT, (AC), (PS) ALT, (AC), (STRONIC) ALT, (AC), (PS) ALT, (AC), (STRONIC) ALT, (AC), (PS) ALT, (AC), (STRONIC) ALT, (Valeo), FOR ALT: 110A, OE-NO 06F903023E, FOR ALT: 140A, OE-NO 06F903023C ALT, (Bosch), FOR ALT: 110A, OE-NO 06F903023D, FOR ALT: 140A, OE-NO 06F903023F ONLY WITH VD1076 CA, WP CA, WP CA, WP
2.0 TDI	05/12-	CFJA	125	1968	6PK1070 6PK842 ELAST 6PK842 ELAST T1 AP9001 AP9001 VD1111 CT1139 CT1139K2 CT1139WP6	MTR-CODE: CFJA, ALT, (AC) MTR-CODE: CFJA, ALT, (AC) MTR-CODE: CFJA, ALT, (AC) ALT, (Bosch), FOR ALT: 110A, OE-NO 06F903023D, FOR ALT: 140A, OE-NO 06F903023F ALT, (Valeo), FOR ALT: 110A, OE-NO 06F903023E, FOR ALT: 140A, OE-NO 06F903023C MTR-CODE: CFJA MTR-CODE: CFJA, CA MTR-CODE: CFJA, CA, 12/2010⇨ MTR-CODE: CFJA, CA, WP, 12/2010⇨
	09/07-08/10	BMM	103	1968	6DPK1215 6PK1050 6PK1138 6PK948 6DPK1215D1 6PK1050D2 AP9001 AP9001 VD1076 MS18 CT1028 CT1028K3 CT1028WP3	ALT, (AC), (PS) ALT, (AC), (STRONIC) ALT, (AC), (PS) ALT, (AC), (STRONIC) ALT, (AC), (PS) ALT, (AC), (STRONIC) ALT, (Valeo), FOR ALT: 110A, OE-NO 06F903023E, FOR ALT: 140A, OE-NO 06F903023C ALT, (Bosch), FOR ALT: 110A, OE-NO 06F903023D, FOR ALT: 140A, OE-NO 06F903023F ONLY WITH VD1076 CA, WP CA, WP CA, WP
2.0 TDI, 2.0 TDI 16V, 2.0 TDI 16V 4motion, 2.0 TDI 4motion	11/10-	CFHC, CFHE	62-103	1968	6PK1070 6PK842 ELAST 6PK842 ELAST T1 AP9001 AP9001 VD1111 CT1139 CT1139K2 CT1139WP6	ALT, (AC) ALT, (AC) ALT, (AC) ALT, (Valeo), FOR ALT: 110A, OE-NO 06F903023E, FOR ALT: 140A, OE-NO 03L903023F, 03L903023A ALT, (Bosch), FOR ALT: 110A, OE-NO 06F903023D, FOR ALT: 140A, OE-NO 06F903023F, 03L903023 CA CA, 12/2010⇨ MTR-CODE: CFHC, CA, WP, 12/2010⇨
2.0 TDI 4motion	08/10-	CFHF	81	1968	6PK1070 6PK842 ELAST 6PK842 ELAST T1 AP9001	ALT, (AC) ALT, (AC) ALT, (AC) ALT, (Valeo), FOR ALT: 110A, OE-NO 06F903023E,



VW						
CADDY III (2KA, 2KH, 2CA, 2CH, 2KB, 2KJ, 2CB, 2CJ)						
					AP9001 VD1111 CT1139 CT1139K2 CT1139WP6	FOR ALT: 140A, OE-NO 03L903023F, 03L903023A ALT, (Bosch), FOR ALT: 110A, OE-NO 06F903023D, FOR ALT: 140A, OE-NO 06F903023F, 03L903023 CA CA, 12/2010⇨ MTR-CODE: CFHF, CA, WP, 12/2010⇨
CC (358)						
1.8 TSI	11/11-	CDA	118	1798	6PK1120 CT1143	ALT WP
2.0 TDI	11/11-	CFGB, CLLA	103-125	1968	6PK1070 VD1111 CT1139 CT1139K2 CT1139WP6	ALT CA CA CA, WP
	12/12-	CFGC	130	1968	6PK1070 AP9001 AP9001 VD1111 CT1139 CT1139K2 CT1139WP6	ALT ALT, (Valeo), FOR ALT: 140A, OE-NO 03L 903 023 A ALT, (Bosch), FOR ALT: 140A, OE-NO 03L 903 023 CA CA CA, WP
2.0 TSI	11/11-	CCZB	155	1984	6PK1120 CT1143	ALT WP
3.6 FSI 4motion	11/11-	BWS	220	3597	6PK1613	ALT
CORRADO (53I)						
1.8 16V	04/89-07/92	KR	100	1781	AVX10X625 AVX10X625 AVX10X730 AVX10X950 AVX13X950 CT869 CT869K1	ALT, (AC) PS, CH-NO 50M005060⇨ PS, ⇨CH-NO 50M005059 ALT AC CA CA
					AVX10X660 AVX10X735 6PK1653 6PK1760 CT1060 CT637 CT637K1	PS PS, (AC) ALT ALT, AC G-COMPR CA CA
					11,5X685Ld 11,5X755Ld 6PK1153 6PK894 6PK976 CT630 CT630K1	PS PS, (AC) ALT, AC ALT ALT, (TP) CA CA
					AVX10X630 AVX10X950 AVX13X950 CT869 CT869K1 CT869K2	ALT, (AC), PS ALT, (AC) AC CA CA, ⇨MTR-NO 131261 CA, MTR-NO 131262⇨
					2PJ860 7DPK1360 7PK1290	2.FAN ALT, PS, AC ALT, PS
1.8 G60	09/88-09/93	PG	118	1781		
2.0 i	04/93-12/95	2E, ADY	85	1984		
2.0 i 16V	08/91-12/95	9A	100	1984		
2.9 VR6	08/91-12/95	ABV	140	2861		
CRAFTER 30-35 Bus (2E_, 2F_)						
2.0 TDI	05/11-	CKTB, CKTC	80-100	1968	4PK711 ELAST 6PK1080 6PK1613 6PK844	FAN ALT, (AC) ALT, (AC) 2.GEN, 14 V, 28 V



ContiTech



VW

CRAFTER 30-35 Bus (2E_, 2F_) ↕

					6PK976 AP9022	2.GEN, 230 V ALT, (Valeo), FOR ALT: 110A, OE-NO 06F903023M, FOR ALT: 140A, OE-NO 03L903023P, 03L903023L, FOR ALT: 180A, OE-NO 03L903023Q, 03L903023N
					CT1139 CT1139K2 CT1139WP6	MTR-CODE: CKTB, CKTC, CA MTR-CODE: CKTB, CKTC, CA MTR-CODE: CKTB, CKTC, CA, WP
2.0 TDI, 2.0 TDI 4motion	07/11-	CKUB, CKUC	105-120	1968	4PK711 ELAST 6PK1080 6PK1613 6PK844 6PK976 AP9022	FAN ALT, (AC) ALT, (AC) 2.GEN, 14 V, 28 V 2.GEN, 230 V ALT, (Valeo), FOR ALT: 110A, OE-NO 06F903023M, FOR ALT: 140A, OE-NO 03L903023P, 03L903023L, FOR ALT: 180A, OE-NO 03L903023Q, 03L903023N
					CT1139 CT1139K2 CT1139WP6	MTR-CODE: CKUB, CKUC, CA MTR-CODE: CKUB, CKUC, CA MTR-CODE: CKUB, CKUC, CA, WP
2.5 TDI	04/06-	BJJ, BJL, BJK, BJM, CEBA, CEBB, CEBA, CECA, CECB	65-120	2461	4PK970 ELAST 6PK2000 6PK2523 6PK2585 AP9001	AC ALT, (AC) ALT, (2x ALT) ALT, (AC) ALT, (Bosch), FOR ALT: 110A, OE-NO 06F903023D, FOR ALT: 140A, OE-NO 06F903023F, FOR ALT: 180A, OE-NO 03G903023
					MS42 VD1002 MS06 CT1120 CT1120K1	ONLY WITH VD1002 ONLY WITH VD1002 CA CA
DERBY (86, 86C, 80)						
0.9	02/77-09/81	HA	29	895	AVX10X685 AVX10X695 CT633 CT633WP1	ALT, CH-NO 86A0087521↔ ALT, ↔CH-NO 86A0087520 CA CA
1.0	10/81-12/84	GL	29	1043	AVX10X675 AVX10X695 CT633 CT633WP1	ALT, CH-NO 86E0000000↔ ALT, ↔CH-NO 86D9999999 CA CA
	08/81-12/84	HZ	33	1043	AVX10X675 AVX10X695	CH-NO ..E-000 001↔, ALT ↔CH-NO ..D-200 000, ALT
1.1	02/77-07/83	HB	37	1093	AVX10X685 AVX10X695 CT633 CT633WP1	ALT, CH-NO 86A0087521↔, ↔09/1981 ALT, ↔CH-NO 86A0087520 CA CA
1.3	02/77-07/83	HH	44	1272	AVX10X685 AVX10X695 CT633 CT633WP1	ALT, CH-NO 86A0087521↔, ↔09/1981 ALT, ↔CH-NO 86A0087520 CA CA
	08/83-12/84	HK	40	1272	AVX10X675 AVX10X695 CT633 CT633WP1	ALT, 10/1983↔ ALT, ↔09/1983 CA CA
	09/82-12/84	GK	55	1272	AVX10X675 AVX10X695 CT633 CT633WP1	ALT, 09/1983↔ ALT, ↔08/1983 CA CA
EOS (1F7, 1F8)						
1.4 TSI	11/07-	CAXA	90	1390	6PK1090	ALT, (AC)



VW					
EOS (1F7, 1F8)					
					6PK1733 ALT, (AC) AP9009 ALT, (Bosch), FOR ALT: 140A, OE-NO 03C903023A AP9012 ALT, (Valeo), FOR ALT: 140A, OE-NO 03C903023T AP9012 ALT, (Bosch), FOR ALT: 140A, OE-NO 03C903023S
	05/08-	CAVD, CTHD	118	1390	5PK491 AIRC 6PK1600 ALT, (AC) 6PK1698 ALT, (AC) AP9012 ALT, (Bosch), FOR ALT: 140A, OE-NO 03C 903 023 A
1.6 FSI	06/06-05/08	BLF	85	1598	6PK1090 ALT, PS, (AC) 6PK1733 ALT, PS, (AC)
2.0 FSI	03/06-05/08	BVY, BVZ	110	1984	6PK1045 ALT, (AC) 6PK900 ALT, (AC) AP9001 CH-NO 1F-7-030001⇨, MTR-CODE: BVY, ALT, (Bosch), FOR ALT: 140A, OE-NO 06F903023F AP9001 ALT, (Valeo), FOR ALT: 140A, OE-NO 06F903023C AP9022 ALT, (Bosch), FOR ALT: 110A, OE-NO 06F903023L, FOR ALT: 140A, OE-NO 06F903023N, CH-NO 1F-7-030001⇨ AP9022 ALT, (Valeo), FOR ALT: 110A, OE-NO 06F903023M, FOR ALT: 140A, OE-NO 06F903023P, CH-NO 1F-7-030001⇨ VD1107 CT1088 CA CT1088K1 CA
2.0 TDI	11/10-	CFFA	100	1968	AP9001 ALT, (Valeo), FOR ALT: 140A, OE-NO 06F903023C, 03L903023F AP9001 ALT, (Bosch), FOR ALT: 140A, OE-NO 06F903023F
	06/06-05/08	BMM	103	1968	6PK1050 ALT, PS, (AC) 6PK1050D2 ALT, PS, (AC) AP9001 CH-NO 1F-7-030001⇨, ALT, (Bosch), FOR ALT: 110A, OE-NO 06F903023D, FOR ALT: 140A, OE-NO 06F903023F AP9001 ALT, (Valeo), FOR ALT: 110A, OE-NO 06F903023E, FOR ALT: 140A, OE-NO 06F903023C AP9022 ALT, (Bosch), FOR ALT: 110A, OE-NO 06F903023L, FOR ALT: 140A, OE-NO 06F903023N, CH-NO 1F-7-030001⇨, MTR-CODE: BUB AP9022 ALT, (Valeo), FOR ALT: 110A, OE-NO 06F903023M, FOR ALT: 140A, OE-NO 06F903023P, CH-NO 1F-7-030001⇨, MTR-CODE: BUB VD1076 MS18 ONLY WITH VD1076 CT1028 CA, WP CT1028K3 CA, WP CT1028WP4 CA, WP
2.0 TDI 16V	05/08-	CBAB, CFFB	103	1968	6PK1070 MTR-CODE: CBAA, CBAB, CFFA, CFFB, ALT, (AC) 6PK842 ELAST MTR-CODE: CBAA, CBAB, CFFA, CFFB, ALT, (AC) 6PK842 ELAST T1 MTR-CODE: CBAA, CBAB, CFFA, CFFB, ALT, (AC) AP9001 ALT, (Bosch), FOR ALT: 140A, OE-NO 06F903023F AP9001 ALT, (Valeo), FOR ALT: 140A, OE-NO 06F903023C, 03L903023F VD1076 MTR-CODE: CBAA, CBAB, ⇨MODEL '10 VD1111 MTR-CODE: CBAA, CBAB, MODEL '11⇨ VD1111 MTR-CODE: CFFA, CFFB CT1134 MTR-CODE: CBAA, CBAB, CA CT1139 MTR-CODE: CFFA, CFFB, CA CT1134K1 MTR-CODE: CBAA, CBAB, CA CT1139K2 MTR-CODE: CFFA, CFFB, CA, 12/2010⇨ CT1134WP2 MTR-CODE: CBAA, CBAB, CA, WP CT1139WP6 MTR-CODE: CFFA, CFFB, CA, WP, 12/2010⇨





VW

EOS (1F7, 1F8)
2.0 TFSI

03/06-	BWA, BPY, CAWB, CCTA, CBFA, CCZA	147	1984	6PK1054 6PK1120 AP9001 AP9001 AP9001 AP9009 AP9009 AP9009 AP9022 AP9022 CT1088 CT1143 CT1088K1	MTR-CODE: BWA, BPY, ALT MTR-CODE: CBFA, CAWB, CCZA, CCTA, ALT MTR-CODE: BWA, CH-NO 1F-7-030001 → ALT, (Bosch), FOR ALT: 140A, OE-NO 06F903023F ALT, (Valeo), FOR ALT: 140A, OE-NO 06F903023C MTR-CODE: CAWB, CCTA, CCZA ALT, (Bosch), FOR ALT: 140A, OE-NO 06B903016AB ALT, (Valeo), FOR ALT: 140A, OE-NO 06D903016A, 06J903023C ALT, (Bosch), FOR ALT: 110A, OE-NO 06F903023L, FOR ALT: 140A, OE-NO 06F903023N, CH-NO 1F-7-030001 →, MTR-CODE: BWA ALT, (Valeo), FOR ALT: 110A, OE-NO 06F903023M, FOR ALT: 140A, OE-NO 06F903023P, CH-NO 1F-7-030001 →, MTR-CODE: BWA MTR-CODE: BWA, BPY, CA WP, MTR-CODE: CBFA, CAWB, CCZA, CCTA MTR-CODE: BWA, BPY, CA
--------	----------------------------------	-----	------	---	---

2.0 TSI	11/09-	CCZB	155	1984	6PK1120 AP9009 AP9009 CT1143	ALT ALT, (Valeo), FOR ALT: 140A, OE-NO 06J903023C ALT, (Bosch), FOR ALT: 140A, OE-NO 06B903016AB WP, MTR-CODE: CCZB
---------	--------	------	-----	------	---	--

3.2 V6	06/06-05/09	BUB, CBRA	184	3189	6PK1613 6PK1623 AP9001 AP9001 AP9022 AP9022	ALT, PS, AC, CH-NO 1F-7-022 287 → ALT, PS, AC, →CH-NO 1F-7-022 286 ALT, (Bosch), FOR ALT: 110A, OE-NO 06F903023D, FOR ALT: 140A, OE-NO 06F903023F, MTR-CODE: BUB ALT, (Valeo), FOR ALT: 110A, OE-NO 06F903023E, FOR ALT: 140A, OE-NO 06F903023C, MTR-CODE: BUB ALT, (Bosch), FOR ALT: 110A, OE-NO 06F903023L, FOR ALT: 140A, OE-NO 06F903023F, 06F903023N, CH-NO 1F-7-030001 →, MTR-CODE: BUB ALT, (Valeo), FOR ALT: 110A, OE-NO 06F903023M, FOR ALT: 140A, OE-NO 06F903023P, CH-NO 1F-7-030001 →, MTR-CODE: BUB
--------	-------------	-----------	-----	------	--	---

3.6 V6	05/09-11/10	CDVA	191	3597	6PK1613 AP9022 AP9022	ALT ALT, (Bosch), FOR ALT: 140A, OE-NO 06F903023N ALT, (Valeo), FOR ALT: 140A, OE-NO 06F903023P
--------	-------------	------	-----	------	--	---

FOX (5Z1, 5Z3)

1.0 Alcohol	10/03-	BNX, BJE	53	999	6PK1070 6PK1165 6PK1698 6PK759 CT846	ALT, (PS), (-AC), →CH-NO 5Z-6P002 625, 5Z-64157 000 ALT, (PS), (-AC), CH-NO 5Z-6P002 626 →, 5Z-64157 001 → ALT, (AC) ALT, (-PS), (-AC) CA
1.2	04/05-	BMD, CHFB	40	1198	6PK1453 6PK1873 AP9006 AP9006	ALT, PS, (-AC) ALT, PS, AC ALT, MTR-CODE: BMD, CHFB (Valeo), FOR ALT: 70A, OE-NO 03D903025H, FOR ALT: 90A, OE-NO 03D903025J
	09/10-	CHFA	44	1198	6PK1453 6PK1873 AP9006 AP9006	ALT, (AC) ALT, (AC) ALT, (Bosch), FOR ALT: 90A, OE-NO 03D903025J ALT, (Valeo), FOR ALT: 70A, OE-NO 03D903025H
1.4	04/05-	BKR	55	1390	6PK1080	ALT, (AC)
					6PK759	ALT, (-AC)
					CT846 CT846K2	CA, WP CA
1.4 TDI	04/05-	BNM	51	1422	6PK858	ALT, (-AC)





VW					
FOX (5Z1, 5Z3)					
1.6, 1.6 Total Flex	10/03-	BAH, BJA, BLH, BPA, CCRA, CFZA	74	1598	6PK995 ALT, AC AP9001 ALT, (Bosch), FOR ALT: 70A, OE-NO 045903023B, FOR ALT: 90A, OE-NO 038903018R, 045903023 AP9022 ALT, (Bosch), FOR ALT: 70A, OE-NO 045903023C CT1028 CA CT1028K3 CA CT1028WP3 CA
					6PK1070 ALT, (PS), (-AC), ⇨CH-NO 5Z-6P002 625, 5Z-64157 000 6PK1165 ALT, (PS), (-AC), CH-NO 5Z-6P002 626⇨, 5Z-64157 001⇨ 6PK1698 ALT, (AC) 6PK759 ALT, (-PS), (-AC) CT846 CA CT846K2 CA
GOLFI (17)					
1.1	04/74-07/83	FA, FJ, GG	37-38	1093	AVX10X685 ALT, CH-NO 17A0279404⇨ AVX10X695 ALT, ⇨CH-NO 17A0279403 CT633 CA CT633WP1 CA
	01/81-07/83	HC	44	1093	AVX10X685 ALT, CH-NO 17A0279404⇨ AVX10X695 ALT, ⇨CH-NO 17A0279403 CT633 CA
1.3	08/79-07/83	GF	44	1272	AVX10X685 ALT, CH-NO 17A0279404⇨, ⇨07/1983 AVX10X695 ALT, ⇨CH-NO 17A0279403 CT633 CA CT633WP1 CA
1.5	08/77-07/83	JB	51	1457	AVX10X1125 AC, CH-NO 1773262001⇨, ⇨CH-NO 1773800000 AVX10X1150 ALT, (AIRC) AVX10X825 AIRC AVX10X850 ALT, (AC), CH-NO 1773800001⇨ AVX10X950 ALT, (AC), ⇨CH-NO 1773800000 AVX13X1050 AC, CH-NO 1773800001⇨ AVX13X1125 AC, ⇨CH-NO 1773262000 CT637 CA
1.6	08/75-02/84	EM, FN, FP	55	1588	AVX10X1125 AC, CH-NO 1773262001⇨, ⇨CH-NO 1773800000 AVX10X1150 ALT, (AIRC) AVX10X825 AIRC AVX10X850 ALT, (AC) AVX10X950 ALT, ⇨CH-NO 1773800000, (AC) AVX13X1125 AC, ⇨CH-NO 1773262000 CT637 CA CT637K1 CA
	01/83-02/84	EW, HN	55	1595	AVX10X625 ALT, 01/1984⇨, (AC) AVX10X625 PS, CH-NO 15M009001⇨, (AC) AVX10X725 PS, 01/1984⇨ AVX10X865 ALT, 01/1984⇨, (PS) AVX10X950 ALT, 01/1984⇨ AVX13X1025 AC, 01/1984⇨, ⇨CH-NO 15E007195 AVX13X950 AC, CH-NO 15E007196⇨ CT637 CA
1.6 D, 1.6 TD	08/80-07/83	CR, CY, JK	40-51	1588	AVX10X875 ALT AVX13X950 AC CT513 CA CT513K1 CA
1.6 GTI	08/76-07/82	EG	81	1588	AVX10X1125 AC, CH-NO 1773262001⇨, ⇨CH-NO 1773800000 AVX10X1150 ALT, (AIRC) AVX10X825 AIRC AVX10X850 ALT, (AC) AVX10X940 ALT AVX10X950 ALT, ⇨CH-NO 1773800000, (AC)





VW

GOLF I (17)



1.8 GTI	08/82-12/83	DX, JJ	82	1781	AVX10X950 AVX13X1050 AVX13X1125 CT637 CT637K1	ALT AC, CH-NO 1773800001⇔ AC, ⇔CH-NO 1773262000 CA CA
					AVX10X850 AVX10X940 AVX13X1025 CT637 CT637K1	ALT, ⇔12/1983, (AC) ALT, ⇔12/1983 AC, ⇔12/1983 CA CA

GOLF I Cabriolet (155)

1.3	08/83-07/86	HK	40	1272	11,9X710Ld AVX10X685 CT633 CT633WP1	ALT, CH-NO MB000001⇔, MW000001⇔ ALT, ⇔CH-NO LW990000, LB300000 CA CA
1.5	01/79-11/83	JB	51	1457	AVX10X1125 AVX10X1150 AVX10X825 AVX10X850 AVX10X850 AVX10X940 AVX10X950 AVX13X1025 AVX13X1050 AVX13X1125 CT637 CT637K1	AC, CH-NO 1773262001⇔, ⇔CH-NO 1773800000 ALT, ⇔12/1980, (AIRC) AIRC, ⇔12/1980 ALT, (AC), ⇔12/1980, CH-NO 1773800001⇔ ALT, 01/1981⇔ ALT, 09/1981⇔ ALT, ⇔CH-NO 1773800000 AC, 01/1981⇔ AC, ⇔12/1980, CH-NO 1773800001⇔ AC, ⇔CH-NO 1773262000, ⇔12/1980 CA CA
1.6	04/86-02/90	RE	53	1595	AVX10X625 AVX10X625 AVX10X725 AVX10X865 AVX10X950 AVX13X1025 AVX13X950 CT637 CT637K1	PS, CH-NO 15M009001⇔, (AC) ALT, (AC) PS ALT, (PS) ALT AC, ⇔CH-NO 15E007195 AC, CH-NO 15E007196⇔ CA CA
	08/83-04/92	EW, HN	55	1595	AVX10X625 AVX10X625 AVX10X725 AVX10X865 AVX10X950 AVX13X1025 AVX13X950 CT637 CT637K1	ALT, 01/1984⇔, (AC) PS, CH-NO 15M009001⇔, (AC) PS, 01/1984⇔ ALT, 01/1984⇔, (PS) ALT, 01/1984⇔ AC, 01/1984⇔, ⇔CH-NO 15E007195 AC, CH-NO 15E007196⇔ CA CA
	08/79-07/82	EG	81	1588	AVX10X1125 AVX10X1150 AVX10X825 AVX10X850 AVX10X940 AVX10X950 AVX10X950 AVX13X1025 AVX13X1125 CT637 CT637K1	AC, CH-NO 1773262001⇔, ⇔CH-NO 1773800000 ALT, (AIRC), ⇔12/1980 AIRC, ⇔12/1980 ALT, (AC) ALT ALT, ⇔12/1980 ALT, ⇔CH-NO 1773800000, (AC) AC AC, ⇔CH-NO 1773262000 CA CA
1.8	08/83-04/93	EX, JH	66-70	1781	AVX10X625 AVX10X625 AVX10X725 AVX10X865 AVX10X950	ALT, 01/1984⇔, (AC) PS, CH-NO 15M009001⇔, (AC) PS, 01/1984⇔ ALT, 01/1984⇔, (PS) ALT, 01/1984⇔





VW					
GOLF I Cabriolet (155)					
					AVX13X1025 AC, 01/1984⇨, ⇨CH-NO 15E007195 AVX13X950 AC, CH-NO 15E007196⇨ CT637 CA CT637K1 CA
08/82-12/92	DX, EV, PB	82	1781	AVX10X625 ALT, 01/1984⇨, (AC) AVX10X625 PS, CH-NO 15M009001⇨, (AC) AVX10X725 PS, 01/1984⇨ AVX10X850 ALT, ⇨12/1983, (AC) AVX10X865 ALT, 01/1984⇨, (PS) AVX10X940 ALT, ⇨12/1983 AVX10X950 ALT, 01/1984⇨ AVX13X1025 AC, ⇨CH-NO 15E007195 AVX13X950 AC, CH-NO 15E007196⇨ CT637 CA CT637K1 CA	
08/89-03/93	2H	72	1781	AVX10X630 ALT, (AC) AVX10X635 PS, CH-NO 15-M-009 001⇨ AVX10X735 PS, ⇨CH-NO 15-M-009 000 AVX10X865 ALT, (PS) AVX10X950 ALT, (AC) AVX13X1030 AC, ⇨CH-NO 15-E-007 195 AVX13X950 AC, CH-NO 15-E-007 196⇨ CT637 CA CT637K1 CA	
GOLF II (19E, 1G1)					
1.0	11/83-08/85	GN	33	1043	11,9X710Ld ALT, CH-NO MB000001⇨, MW000001⇨ AVX10X685 ALT, ⇨CH-NO LW990000, LB300000 CT633 CA CT633WP1 CA
	08/85-10/91	HZ	37	1043	11,9X710Ld ALT, CH-NO MB000001⇨, MW000001⇨ AVX10X685 ALT, ⇨CH-NO LW990000, LB300000 CT629 CA, MTR-NO HZ786023⇨ CT633 CA, ⇨MTR-NO HZ786022 CT629WP1 CA, MTR-NO HZ786023⇨ CT633WP1 CA, ⇨MTR-NO HZ786022
1.3	08/85-12/87	NU	37	1272	11,9X710Ld ALT, CH-NO MB000001⇨, MW000001⇨ AVX10X690 ALT, ⇨CH-NO LB300000, LW990000 CT633 CA
	08/83-10/86	GT	43	1272	AVX10X675 ALT CT633 CA
1.3, 1.3 KAT	08/83-12/92	HK, MH, NZ, 2G	40	1272	11,9X710Ld ALT, CH-NO MB000001⇨, MW000001⇨ AVX10X685 ALT, ⇨CH-NO LW990000, LB300000 CT629 CA, MTR-CODE: NZ, MTR-NO NZ200001⇨ CT629 MTR-CODE: 2G, MTR-NO 2G262740⇨ CT633 CA, MTR-CODE: MH CT633 MTR-CODE: 2G, ⇨MTR-NO 2G262739 CT633 MTR-CODE: NZ, ⇨MTR-NO NZ200000 CT629WP1 CA, MTR-CODE: NZ, MTR-NO 200001⇨ CT629WP1 MTR-CODE: 2G, MTR-NO 262740⇨ CT633WP1 CA, MTR-CODE: NZ, ⇨MTR-NO 200000 CT633WP1 MTR-CODE: 2G, ⇨MTR-NO 262739
1.6	10/86-12/92	PN	51	1595	11,2X866Ld ALT, (PS) AVX10X630 ALT, (AC) AVX10X730 PS AVX10X950 ALT, (-PS), (-AC) AVX13X950 AC CT637 CA CT637K1 CA
	02/86-10/91	RF	53	1595	11,2X866Ld ALT, (PS) AVX10X630 ALT, (AC) AVX10X730 PS

VW



VW

VW

GOLF II (19E, 1G1)



					AVX10X950 AVX13X950 CT637 CT637K1	ALT AC CA CA
	08/83-07/92	EZ, ABN, HM	55	1595	11,2X866Ld AVX10X630 AVX10X730 AVX10X950 AVX13X950 CT637 CT637K1	ALT, (PS) ALT, (AC) PS ALT, 07/1985⇔ AC CA CA
1.6 D	08/83-10/91	JP, ME	40	1588	AVX10X685 AVX10X700 AVX10X735 AVX10X965 AVX13X950 CT513 CT513K1	ALT, ⇔CH-NO F350000, (AC) ALT, (AC), ⇔CH-NO F350001 PS ALT AC CA CA
1.6 TD	08/83-10/91	JR, MF	51	1588	AVX10X685 AVX10X700 AVX10X735 AVX10X965 AVX13X950 CT513 CT513K1	ALT, (AC), ⇔CH-NO F350000 ALT, (AC), CH-NO F350001⇔ PS ALT AC CA CA
	04/89-10/91	RA, SB	59	1588	11,2X866Ld AVX10X695 AVX10X965 AVX13X950 CT513 CT513K1	PS ALT, (AC) ALT AC CA CA
	08/89-10/91	1V	44	1589	11,9X950Ld AVX10X685 AVX10X700 AVX10X735 AVX13X950 CT513 CT513K1	ALT ALT, ⇔CH-NO F350000, (AC) ALT, (AC), ⇔CH-NO F350001 PS AC CA CA
1.8	08/84-10/91	GX, HV, GU	66	1781	11,2X866Ld AVX10X630 AVX10X630 AVX10X730 AVX10X950 AVX13X1025 AVX13X950 CT637 CT637K1	ALT, (PS) PS, CH-NO 15M009001⇔ ALT, (AC) PS, ⇔CH-NO 15M009000 ALT AC, ⇔CH-NO 15E007195 AC, CH-NO 15E007196⇔ CA CA
1.8 GTI	08/83-10/91	DX, EV, GZ, PB	82	1781	11,2X866Ld AVX10X630 AVX10X730 AVX10X940 AVX10X950 AVX13X950 CT637 CT637K1	ALT, (PS) ALT, (AC) PS ALT, ⇔07/1985 ALT, 07/1985⇔ AC CA CA
	01/85-07/85	HT, RV	77	1781	AVX10X730 AVX10X950 AVX13X950 CT637 CT637K1	PS ALT AC CA CA





VW						
GOLF II (19E, 1G1)						
	08/85-10/87	RD	79	1781	11,2X866Ld AVX10X630 AVX10X630 AVX10X730 AVX10X950 AVX13X950 CT637 CT869	ALT, (PS) ALT, (AC) ALT, (AC), (PS) PS ALT AC CA CA, ENGINE: 16V
1.8 GTI 16V	02/86-10/91	KR, PL	95-102	1781	11,2X866Ld AVX10X630 AVX10X730 AVX10X940 AVX10X950 AVX13X950 CT869 CT869K1	ALT, (PS) ALT, (AC) PS ALT, ⇨08/1987 ALT, 08/1987⇨ AC CA CA
1.8 GTI G60	04/90-07/91	PG	118	1781	AVX10X666 AVX10X735 6PK1653 6PK1760 CT1060 CT637 CT637K1	PS PS, (AC) ALT ALT, AC G-COMPR CA CA
1.8 GTI G60 Syncro	08/88-07/91	1H, PG	118	1781	AVX10X666 AVX10X735 6PK1653 6PK1760 CT1060 CT637	PS PS, (AC) ALT ALT, AC G-COMPR CA
1.8 GTI KAT	01/87-10/91	PF	79	1781	11,2X866Ld AVX10X630 AVX10X730 AVX10X950 AVX13X950 CT637 CT869 CT637K1	ALT, (PS) ALT, (AC) PS ALT AC AC CA, ENGINE: 16V CA
1.8 Syncro	08/88-07/91	1P	72	1781	11,2X866Ld AVX10X630 AVX10X730 AVX10X950 AVX13X950 CT637 CT637K1	ALT, (PS) ALT, (AC) PS ALT AC CA CA
1.8, 1.8 i KAT, 1.8 i Syncro KAT, 1.8 Syncro	02/86-10/91	GX, GU, RH, RP	62-66	1781	11,2X866Ld AVX10X630 AVX10X630 AVX10X730 AVX10X950 AVX13X950 CT637 CT637K1	ALT, (PS) ALT, (PS), (AC) ALT, (AC) PS ALT AC CA CA
GOLF III (1H1, 1H5)						
1.3	08/91-07/92	2G	40	1272	11,9X793Ld AVX10X675 CT629 CT629WP1	ALT, CH-NO 1G-M-368 061⇨ ALT, ⇨CH-NO 1G-M-368 060 CA CA
1.4	10/91-04/99	ABD, AEX	40-44	1390	11,5X755Ld 6PK1070 6PK1100	PS, (AC) ALT, PS, MTR-CODE: ABD, AEX, AEA, ABU, CH-NO F1H-S-120 001⇨, (-AC) ALT, PS, MTR-CODE: ABD, ABU, ⇨CH-NO 1H-S-120





VW

GOLF III (1H1, 1H5)



					6PK1153 6PK737 6PK751 CT629 CT846 CT846K1 CT629WP1 CT846WP3	000, (-AC) ALT, AC ALT, ⇨07/1995, (-PS) ALT, 01/1995⇨, (-PS) CA, ⇨07/1995, MTR-CODE: ABD CA, 07/1995⇨, MTR-CODE: AEX CA, MTR-CODE: AEX CA, ⇨07/1995, MTR-CODE: ABD CA, MTR-CODE: AEX
1.6	07/93-12/97	AEA, ABU, AEE	55	1598	11,5X685Ld 6PK1070 6PK1070 6PK1100 6PK1153 6PK737 6PK751 6PK894 6PK976 CT732 CT847 CT847K1 CT732WP1 CT847WP1	PS, (-TENS DAMPER), MTR-CODE: ABU, AEA MTR-CODE: AEE, ALT, PS, (-AC) ALT, PS, MTR-CODE: AEA, (TENS DAMPER), CH-NO 1H-S-120 001⇨ ALT, PS, MTR-CODE: ABU, AEA, (TENS DAMPER), ⇨CH-NO 1H-S-120 000 MTR-CODE: AEE, ALT, PS, (AC) ALT, MTR-CODE: ABU, (-TENS DAMPER), (-PS) MTR-CODE: AEE, ALT, PS, (-AC) MTR-CODE: ABU, AEA, ALT, (TENS DAMPER), (PS) MTR-CODE: ABU, AEA, ALT, FOR ALT: 120A CA, MTR-CODE: ABU, ⇨12/1994 CA, MTR-CODE: AEA, AEE, 01/1995⇨ CA, MTR-CODE: AEA, AEE, 01/1995⇨ CA, MTR-CODE: ABU, ⇨12/1994 CA, MTR-CODE: AEA, AEE, 01/1995⇨
	07/94-04/99	AEK, AFT, AKS	74	1595	11,5X685Ld 11,5X755Ld 6PK1033 6PK1153 6PK894 6PK976 CT848 CT848K4	PS PS, (AC) ALT, (AUTOM-TP), CH-NO 1HT-240 001⇨ ALT, AC ALT, (MANL-TP) ALT, (AUTOM-TP), ⇨CH-NO 1HT-240 000 CA CA
1.8	11/91-04/99	AAM	55	1781	11,5X685Ld 11,5X755Ld 2PJ800 2PJ860 6PK1033 6PK1153 6PK894 6PK976 CT637 CT848 CT637K1 CT848K4	PS, (-AC) PS, (AC) 2.FAN 2.FAN ALT, (-AC), FOR ALT: 120A, CH-NO 1HT-240 001⇨ ALT, (AC) ALT, (AC) ALT, (AC), FOR ALT: 120A, ⇨CH-NO 1HT-240 000 CA, ⇨07/1994 CA, 08/1994⇨ CA, ⇨07/1994 CA, 08/1994⇨
1.8, 1.8 Syncro	11/91-04/99	ACC, ABS, ADZ, ANP	66	1781	11,5X685Ld 11,5X755Ld 2PJ800 2PJ860 6PK1033 6PK1153 6PK894 6PK976 CT637 CT848 CT637K1 CT848K4	PS PS, (AC) 2.FAN 2.FAN ALT, (AUTOM-TP), CH-NO 1HT-240 001⇨ ALT, AC ALT, (MANL-TP) ALT, (AUTOM-TP), ⇨CH-NO 1HT-240 000 CA, ⇨MODEL '94 CA, MODEL '95⇨ CA, ⇨MODEL '94 CA, MODEL '95⇨
1.9 D	11/91-04/99	1Y	48	1896	11,5X730Ld 11,5X790Ld 2PJ800 2PJ860	PS, (-AC) PS, WP, (AC) 2.FAN, OE-NO 1H0 119 137 2.FAN, OE-NO 1H0 119 137 A





VW

GOLF III (1H1, 1H5)



					6PK1045 6PK1145 6PK923 AP9004 VD1084 MS13 CT867 CT867K1 CT867K2	ALT, (AC), (MANL-TP) ALT, (AC) ALT, (AC), (AUTOM-TP) ALT, (Bosch), FOR ALT: 70A, OE-NO 028 903 025 H, FOR ALT: 90A, OE-NO 028 903 025 Q, 028 903 028 J ONLY WITH VD1084 CA CA, MTR-CODE: 1Y, ⇨MTR-NO 378 364 CA, MTR-CODE: 1Y, MTR-NO 378 365⇨
1.9 SDI	07/95-04/99	AEY	47	1896	11,5X730Ld 11,5X790Ld 2PJ800 2PJ860 6PK1045 6PK1145 VD1084 MS13 CT867 CT867K4	PS, (AC) PS, WP, (AC) 2.FAN, OE-NO 1H0 119 137 2.FAN, OE-NO 1H0 119 137 A ALT, (AC) ALT, (AC) ONLY WITH VD1084 CA, MTR-CODE: AEY CA, MTR-CODE: AEY
1.9 TD, GTD	11/91-04/99	AAZ	55	1896	11,5X730Ld 11,5X790Ld 2PJ800 2PJ860 6PK1045 6PK1145 6PK923 AP9004 VD1084 MS13 CT867 CT867K1 CT867K2	PS, (AC) PS, WP, (AC) 2.FAN, OE-NO 1H0 119 137 2.FAN, OE-NO 1H0 119 137 A ALT, (AC), (TENS DAMPER), FOR ALT: 120A ALT, (AC) ALT, (AC), (TENS DAMPER) ALT, (Bosch), FOR ALT: 70A, OE-NO 028 903 025 H, FOR ALT: 90A, OE-NO 028 903 025 Q, 028 903 028 J ONLY WITH VD1084 CA CA, MTR-CODE: AAZ, ⇨MTR-NO 552 765 CA, MTR-CODE: AAZ, MTR-NO 552 766⇨
1.9 TDI, 1.9 TDI Syncro	09/93-04/99	1Z, AHU, ALE	66	1896	11,5X730Ld 11,5X790Ld 2PJ800 2PJ860 6PK1045 6PK1145 AP9004 VD1084 MS13 CT867 CT867K3 CT867K4 CT867K4	PS, (AC) PS, WP, (AC) 2.FAN, OE-NO 1H0 119 137 2.FAN, OE-NO 1H0 119 137 A ALT, (AC) ALT, (AC) ALT, (AC), MTR-CODE: AHU, ALE, (Bosch), FOR ALT: 90A, OE-NO 028 903 028 J, FOR ALT: 120A, OE-NO 028 903 026 G ONLY WITH VD1084 CA CA, MTR-CODE: 1Z, ⇨MTR-NO 289 575 CA, MTR-CODE: AHU, ALE CA, MTR-CODE: 1Z, MTR-NO 289 576⇨
1.9 TDI	04/96-04/99	AFN	81	1896	11,5X730Ld 11,5X790Ld 2PJ800 2PJ860 6PK1045 6PK1145 AP9004 VD1084 MS13 CT867	PS, (AC) PS, WP, (AC) 2.FAN, OE-NO 1H0 119 137 2.FAN, OE-NO 1H0 119 137 A ALT, (AC) ALT, (AC) ALT, (Bosch), FOR ALT: 120A, OE-NO 028 903 026 G ONLY WITH VD1084 CA





VW

GOLF III (1H1, 1H5)

2.0, 2.0 Syncro	11/91-04/99	2E, ADY, AGG, AKR, ABA	85	1984	CT867K4 CA 11,5X685Ld PS, (-AC) 11,5X755Ld PS, (AC) 2PJ860 2.FAN 6PK1033 ALT, (-AC), (AUTOM-TP), CH-NO 1HT-240 001 ⇨ 6PK1153 ALT, (AC) 6PK894 ALT, (-AC), (MANL-TP) 6PK976 ALT, (-AC), (AUTOM-TP), ⇨CH-NO 1HT-240 000 CT630 CA CT630K1 CA
2.0 GTI 16V	08/92-08/97	ABF	110	1984	11,5X685Ld PS 11,5X755Ld PS, (AC) 2PJ800 2.FAN 2PJ860 2.FAN 6PK1033 ALT, (AUTOM-TP), CH-NO 1HT-240 001 ⇨ 6PK1153 ALT, AC 6PK894 ALT, (MANL-TP) 6PK976 ALT, (AUTOM-TP), ⇨CH-NO 1HT-240 000 CT872 CA CT872K1 CA, ⇨MTR-NO 020 922 CT872K2 CA, MTR-NO 020 923⇨
2.8 VR6	01/92-09/97	AAA	120-128	2792	2PJ800 2.FAN 2PJ860 2.FAN 7DPK1360 ALT, PS, AC 7PK1290 ALT, PS
2.9 VR6, 2.9 VR6 Syncro	10/94-04/99	ABV	140	2861	7DPK1360 ALT, PS, AC 7PK1290 ALT, PS

GOLF III Cabriolet (1E7)

1.6	10/94-05/98	AEK, AFT, AKS	74	1595	11,5X685Ld PS 11,5X755Ld PS, (AC) 6PK1033 ALT, (AUTOM-TP), CH-NO 1HT-240 001 ⇨ 6PK1153 ALT, AC 6PK894 ALT, (MANL-TP) 6PK976 ALT, (AUTOM-TP), ⇨CH-NO 1HT-240 000 CT848 CA CT848K4 CA
1.8	07/93-05/98	AAM	55	1781	11,5X685Ld PS 11,5X755Ld PS, (AC) 2PJ800 2.FAN 2PJ860 2.FAN 6PK1033 ALT, (AUTOM-TP), CH-NO 1HT-240 001 ⇨ 6PK1153 ALT, AC 6PK894 ALT, (MANL-TP) 6PK976 ALT, (AUTOM-TP), ⇨CH-NO 1HT-240 000 CT848 CA CT848K4 CA
		ABS, ADZ	66	1781	11,5X685Ld PS 11,5X755Ld PS, (AC) 2PJ800 2.FAN 2PJ860 2.FAN 6PK1033 ALT, (AUTOM-TP), CH-NO 1HT-240 001 ⇨ 6PK1153 ALT, AC 6PK894 ALT, (MANL-TP) 6PK976 ALT, (AUTOM-TP), ⇨CH-NO 1HT-240 000 CT637 CA CT637K1 CA
1.9 TDI	08/95-05/98	1Z, AHU, ALE	66	1896	11,5X730Ld PS, (-AC) 11,5X790Ld PS, WP, (AC) 2PJ800 2.FAN, OE-NO 1H0 119 137 2PJ860 2.FAN, OE-NO 1H0 119 137 A





VW					
GOLF III Cabriolet (1E7)					
					6PK1045 ALT, (AC) 6PK1145 ALT, (AC) AP9004 ALT, (AC), MTR-CODE: AHU, ALE, (Bosch), FOR ALT: 90A, OE-NO 028 903 028 J, FOR ALT: 120A, OE-NO 028 903 026 G VD1084 MS13 ONLY WITH VD1084 CT867 CA CT867K4 CA
	07/96-05/98	AFN	81	1896	11,5X730Ld PS, (-AC) 11,5X790Ld PS, WP, (AC) 2PJ800 2.FAN, OE-NO 1H0 119 137 2PJ860 2.FAN, OE-NO 1H0 119 137 A 6PK1045 ALT, (-AC) 6PK1145 ALT, (AC) AP9004 ALT, (Bosch), FOR ALT: 120A, OE-NO 028 903 026 G VD1084 MS13 ONLY WITH VD1084 CT867 CA CT867K4 CA
2.0	07/93-05/98	2E, ADY, AGG, AKR	85	1984	11,5X685Ld PS 11,5X755Ld PS, (AC) 2PJ800 2.FAN 2PJ860 2.FAN 6PK1033 ALT, (AUTOM-TP), CH-NO 1HT-240 001 ⇨ 6PK1153 ALT, AC 6PK894 ALT, (MANL-TP) 6PK976 ALT, (AUTOM-TP), ⇨CH-NO 1HT-240 000 CT630 CA CT630K1 CA
GOLF IV (1J1, 1J5)					
1.4 16V	08/97-06/06	AHW, AKQ, APE, AXP, BCA	55	1390	6PK1080 ALT, PS, (-AC) 6PK1548 ALT, PS, (AC) CT957(SET) MTR-CODE: AKQ, AHW, APE, AXP, BCA, CA CT957K1 CA, MTR-CODE: AHW, MTR-NO 164201 ⇨, ⇨CH-NO 1J-6-050 000 CT957K1 CA, MTR-CODE: AKQ, MTR-NO 241245 ⇨ CT957K1 MTR-CODE: BCA, CA, ⇨CH-NO 1J-6-050 000 CT957K1 CA, MTR-CODE: APE, AXP CT957K2 CA, MTR-CODE: AHW, ⇨MTR-NO 164200 CT957K2 CA, MTR-CODE: AKQ, ⇨MTR-NO 241244 CT957K3 MTR-CODE: AHW, BCA, CH-NO 1J-7-000 001 ⇨, CA CT957WP1 MTR-CODE: BCA, CA, ⇨CH-NO 1J-6-050 000 CT957WP1 CA, MTR-CODE: APE, AXP CT957WP1 CA, MTR-CODE: AKQ, MTR-NO 241245 ⇨ CT957WP1 CA, MTR-CODE: AHW, MTR-NO 164201 ⇨, ⇨CH-NO 1J-6-050 000 CT957WP3 MTR-CODE: AHW, BCA, CH-NO 1J-7-000 001 ⇨, CA CT957WP4 CA, MTR-CODE: AHW, ⇨MTR-NO 164200 CT957WP4 CA, MTR-CODE: AKQ, ⇨MTR-NO 241244
					1.6

VW



ContiTech



VW

GOLF IV (1J1, 1J5)



	08/00-06/06	AVU, BFQ, BJH	75	1595	CT908K1 CT908WP1	CA CA
	08/03-06/05	AWB	78	1595	6DPK1195 6PK1120 AP9001 AP9001 AP9001 CT908 CT908K1 CT908WP1	ALT, PS, AC ALT, PS ALT, (Hitachi), FOR ALT: 120A, OE-NO 028 903 023 G, MTR-CODE: AVU ALT, (Bosch), FOR ALT: 120A, OE-NO 028 903 028 E, MTR-CODE: AVU ALT, (Valeo), FOR ALT: 120A, OE-NO 038 903 023 S, MTR-CODE: AVU CA CA CA
	02/01-06/01	BAH	74	1598	6DPK1195 6PK1120 CT908 CT908K1	ALT, PS, AC ALT, PS CA CA
1.6 16V	02/00-06/06	ATN, AUS, AZD, BCB	77	1598	6PK1080 6PK1548 CT957(SET) CT957K1 CT957WP2	ALT, PS ALT, PS, AC CA CA CA
1.6 FSI	01/02-06/06	BAD	81	1598	6PK1080 6PK1538 CT957(SET) CT957K1 CT957WP2	ALT, (AC) ALT, (AC) CA CA CA
1.8	10/97-09/99	ACC	66	1781	11,5X685Ld 11,5X755Ld 2PJ800 2PJ860 6PK1033 6PK1153 6PK894 6PK976	PS, (-AC) PS, (AC) 2.FAN 2.FAN ALT, FOR ALT: 120A, (-AC), CH-NO 1HT-240001 ⇨ ALT, (AC) ALT, (AC) ALT, FOR ALT: 120A, (AC), ⇨CH-NO 1HT-240000
1.8 T	08/97-06/06	AGU, AUM, ARZ, AWD, AQA	110	1781	6DPK1195 6PK1120 VD1107 CT909 CT909K2 CT909K3 CT909K6 CT909K7 CT909WP1	ALT, PS, AC ALT, PS CA CA, CH-NO 1J-Y-850 001 ⇨ CA, CH-NO 1J-Y-850 001 ⇨ CA, ⇨CH-NO 1J-Y-850 000 CA, ⇨CH-NO 1J-Y-850 000 CA, CH-NO 1J-Y-850 001 ⇨
1.8 T GTI	08/01-06/05	AUQ	132	1781	6DPK1195 6PK1120 AP9001 AP9001 AP9001 VD1107 CT909 CT909K2	ALT, PS, AC ALT, PS ALT, (Hitachi), FOR ALT: 120A, OE-NO 028903029G ALT, (Valeo), FOR ALT: 70A, OE-NO 038903023Q, 038903024C, FOR ALT: 90A, OE-NO 038903023R, 038903024E, FOR ALT: 120A, OE-NO 038903023S ALT, (Bosch), FOR ALT: 70A, OE-NO 038903023K, 038903024B, FOR ALT: 90A, OE-NO 038903023L, 038903024D, FOR ALT: 120A, OE-NO 028903028E CA CA





VW

GOLF IV (1J1, 1J5)

Engine	Start/End	Region	Power (kW)	Power (hp)	Part Number	Description
1.8, 1.8 4motion	08/97-06/06	AGN, BAF	92	1781	CT909K3	CA
					CT909WP1	CA
					6DPK1195	ALT, (AC)
					6PK1120	ALT, (AC)
					VD1107	
					CT909	CA
					CT909K2	CA, CH-NO 1J-Y-850 001 ⇨
					CT909K3	CA, CH-NO 1J-Y-850 001 ⇨
					CT909K6	CA, ⇨CH-NO 1J-Y-850 000
					CT909K7	CA, ⇨CH-NO 1J-Y-850 000
					CT909WP1	CA, CH-NO 1J-Y-850 001 ⇨
					1.9 SDI	08/97-06/06
6PK906	ALT, PS, (-AC)					
6PK1660D1	ALT, PS, (AC), CH-NO 1J-3B075 001 ⇨, 1J3D016 001 ⇨, 1J-3P066 001 ⇨, 1J-3U205 001 ⇨, 1J-3B350 001 ⇨, MTR-CODE: AQM					
AP9001	ALT, (Valeo), FOR ALT: 70A, OE-NO 038903023Q, 038903024C, FOR ALT: 90A, OE-NO 038903023R, 038903024E, FOR ALT: 120A, OE-NO 038903023S					
AP9001	ALT, (Bosch), FOR ALT: 70A, OE-NO 038903023K, 038903024B, FOR ALT: 90A, OE-NO 038903023L, 038903024D, FOR ALT: 120A, OE-NO 028903028E					
AP9001	ALT, (Hitachi), FOR ALT: 120A, OE-NO 028903029G					
AP9016	ALT, MTR-CODE: AGP, ⇨CH-NO 1J-W-200 000, (Bosch), FOR ALT: 70A, OE-NO 038 903 023 G, FOR ALT: 90A, OE-NO 038 903 023 H, FOR ALT: 120A, OE-NO 038 903 023 J					
VD1076	CH-NO 1J-3B075 001 ⇨, 1J-3D016 001 ⇨, 1J-3P066 001 ⇨, 1J-3U205 001 ⇨, 1J-3W350 001 ⇨					
VD1089	⇨CH-NO 1J-3B075 000, 1J-3D016 000, 1J-3P066 000, 1J-3U205 000, 1J-3W350 000					
MS17	ONLY WITH VD1089					
MS18	ONLY WITH VD1076					
CT1044	CA, WP, MTR-CODE: AQM, MTR-NO 045 001 ⇨					
CT1044	CA, WP, MTR-CODE: AGP, MTR-NO 400 001 ⇨					
CT946	CA, WP, MTR-CODE: AQM, ⇨MTR-NO 045 000					
CT946	CA, WP, MTR-CODE: AGP, ⇨MTR-NO 400 000					
CT1044K1	CA, WP, MTR-CODE: AGP, MTR-NO 595 001 ⇨					
CT1044K1	CA, WP, MTR-CODE: AQM, MTR-NO 045 001 ⇨					
CT946K1	CA, WP, MTR-CODE: AQM, ⇨MTR-NO 030 000					
CT946K1	CA, WP, MTR-CODE: AGP, ⇨MTR-NO 400 000					
CT1044WP1	CA, WP, MTR-CODE: AQM, MTR-NO 045 001 ⇨					
CT1044WP1	CA, WP, MTR-CODE: AGP, MTR-NO 595 001 ⇨					
1.9 TD	10/97-09/99	AAZ	55	1896	11,5X730Ld	PS, (-AC)
					11,5X790Ld	PS, WP, (AC)
					2PJ800	2.FAN, OE-NO 1H0 119 137
					2PJ860	2.FAN, OE-NO 1H0 119 137 A
					6PK1045	ALT, (-AC), (TENS DAMPER), FOR ALT: 120A
					6PK1145	ALT, (AC)
					6PK923	ALT, (-AC), (TENS DAMPER)
CT867K1	CA, MTR-CODE: AAZ, ⇨MTR-NO 552 765					
1.9 TDI, 1.9 TDI 4motion	09/00-06/06	ATD, AXR	74	1896	6DPK1195	ALT, PS, (AC)
					6PK1120	ALT, PS, (-AC)
					6DPK1195D1	ALT, PS, (AC), CH-NO 1J-6-005 001 ⇨
					AP9001	ALT, (Bosch), FOR ALT: 70A, OE-NO 038903023K, 038903024B, FOR ALT: 90A, OE-NO 038903023L, 038903024D, FOR ALT: 120A, OE-NO 028903028E
					AP9001	ALT, (Valeo), FOR ALT: 70A, OE-NO 038903023Q, 038903024C, FOR ALT: 90A, OE-NO 038903023R, 038903024E, FOR ALT: 120A, OE-NO 038903023S
					AP9001	ALT, (Hitachi), FOR ALT: 120A, OE-NO 028903029G



VW

GOLF IV (1J1, 1J5)



				VD1076 VD1091 MS17 MS18 CT1028 CT1028K2 CT1028K3 CT1028K4 CT1028WP2 CT1028WP4 CT1028WP7	<p>CH-NO 1J-6-005 001 ⇨ ⇨CH-NO 1J-6-005 000 ONLY WITH VD1091 ONLY WITH VD1076 CA, WP CA, MTR-CODE: ATD, AXR, ⇨CH-NO 1J-2W592 782, 1J-2U403 276, 1J-2D352 773, 1J-2B123 078, 1J-2P394 000 CA, MTR-CODE: ATD, AXR, CH-NO 1J-2W592 783⇨, 1J-2U403 277⇨, 1J-2D352 774⇨, 1J-2B123 079⇨, 1J-2P394 001⇨ CA, MTR-CODE: ATD, AXR, ⇨CH-NO 1J-2W592 782, 1J-2U403 276, 1J-2D352 773, 1J-2B123 078, 1J-2P394 000 ⇨MODEL '02, CA, MTR-CODE: ATD, AXR, CH-NO 1J-2W592 783⇨, 1J-2U403 277⇨, 1J-2D352 774⇨, 1J-2B123 079⇨, 1J-2P394 001⇨ CA, MTR-CODE: ATD, AXR, MODEL '03⇨ ⇨MODEL '02, CA, MTR-CODE: ATD, AXR, ⇨CH-NO 1J-2W592 782, 1J-2U403 276, 1J-2D352 773, 1J-2B123 078, 1J-2P394 000</p>
11/00-06/06	ASZ	96	1896	6DPK1195 6PK1120 6DPK1195D1 AP9001 AP9001 AP9001 VD1076 VD1091 MS17 MS18 CT1028 CT1028K2 CT1028K3 CT1028K4 CT1028WP2 CT1028WP4 CT1028WP7	<p>ALT, PS, (AC) ALT, PS, (-AC) ALT, PS, (AC), CH-NO 1J-4D008 312⇨, 1J-4U001 139⇨, 1J-4W040 232⇨ ALT, (Valeo), FOR ALT: 70A, OE-NO 038903023Q, 038903024C, FOR ALT: 90A, OE-NO 038903023R, 038903024E, FOR ALT: 120A, OE-NO 038903023S ALT, (Bosch), FOR ALT: 70A, OE-NO 038903023K, 038903024B, FOR ALT: 90A, OE-NO 038903023L, 038903024D, FOR ALT: 120A, OE-NO 028903028E ALT, (Hitachi), FOR ALT: 120A, OE-NO 028903029G MTR-CODE: ASZ, CH-NO 1J-4D008 312⇨, 1J-4U001 139⇨, 1J-4W040 232⇨ MTR-CODE: ASZ, ⇨CH-NO 1J-4D008 311, 1J-4U001 138, 1J-4W040 231 ONLY WITH VD1091 ONLY WITH VD1076 CA, WP CA, WP, ⇨CH-NO 1J-2W592 782, 1J-2U403 276, 1J-2D352 773, 1J-2B123 078, 1J-2P394 000 CA, WP, CH-NO 1J-2W592 783⇨, 1J-2U403 277⇨, 1J-2D352 774⇨, 1J-2B123 079⇨, 1J-2P394 001⇨ CA, WP, ⇨CH-NO 1J-2W592 782, 1J-2U403 276, 1J-2D352 773, 1J-2B123 078, 1J-2P394 000 ⇨MODEL '02, CA, WP, CH-NO 1J-2W592 783⇨, 1J-2U403 277⇨, 1J-2D352 774⇨, 1J-2B123 079⇨, 1J-2P394 001⇨ MODEL '03⇨, CA, WP ⇨MODEL '02, CA, WP, ⇨CH-NO 1J-2W592 782, 1J-2U403 276, 1J-2D352 773, 1J-2B123 078, 1J-2P394 000</p>
12/98-06/01	AJM, AUJ	85	1896	5PK1432 6DPK1195 6PK1120 AP9001 AP9001	<p>ALT, (AC), MTR-CODE: AUJ ALT, (AC), MTR-CODE: AUJ, AJM ALT, (-AC), MTR-CODE: AJM ALT, (Bosch), FOR ALT: 70A, OE-NO 038 903 023 K, FOR ALT: 90A, OE-NO 038 903 023 L, FOR ALT: 120A, OE-NO 028 903 028 E ALT, (Valeo), FOR ALT: 70A, OE-NO 038 903 023 Q, FOR ALT: 90A, OE-NO 038 903 023 R, FOR ALT:</p>





VW

GOLF IV (1J1, 1J5)



					<ul style="list-style-type: none"> AP9001 VD1091 CT1028 CT1028K1 CT1028K2 CT1028K2 CT1028K4 CT1028K4 CT1028K5 CT1028WP6 CT1028WP7 CT1028WP7 	<p>120A, OE-NO 038 903 023 S ALT, (Hitachi), FOR ALT: 120A, OE-NO 028 903 029 G</p> <p>CA, MTR-CODE: AUJ, AJM</p> <p>CA, MTR-CODE: AJM, ⇨MTR-NO 185 670</p> <p>CA, MTR-CODE: AUJ</p> <p>CA, MTR-CODE: AJM, MTR-NO 185 671 ⇨</p> <p>CA, MTR-CODE: AUJ</p> <p>CA, MTR-CODE: AJM, MTR-NO 185 671 ⇨</p> <p>CA, MTR-CODE: AJM, ⇨MTR-NO 185 670</p> <p>CA, MTR-CODE: AUJ</p> <p>CA, MTR-CODE: AJM, ⇨MTR-NO 185 670</p> <p>CA, MTR-CODE: AUJ</p> <p>CA, MTR-CODE: AJM, MTR-NO 185 671 ⇨</p>
1.9 TDI, 1.9 TDI 4motion, 1.9 TDI GTI	02/00-06/06	ARL	110	1896	<ul style="list-style-type: none"> 6DPK1195 6PK1120 AP9001 AP9001 AP9001 VD1091 CT1028 CT1028K2 CT1028K3 CT1028K4 CT1028WP5 	<p>ALT, (AC)</p> <p>ALT, (AC)</p> <p>ALT, (Hitachi), FOR ALT: 120A, OE-NO 028903029G</p> <p>ALT, (Bosch), FOR ALT: 70A, OE-NO 038903023K, 038903024B, FOR ALT: 90A, OE-NO 038903023L, 038903024D, FOR ALT: 120A, OE-NO 028903028E</p> <p>ALT, (Valeo), FOR ALT: 70A, OE-NO 038903023Q, 038903024C, FOR ALT: 90A, OE-NO 038903023R, 038903024E, FOR ALT: 120A, OE-NO 038903023S</p> <p>CA</p> <p>CA, ⇨CH-NO 1J-2W592 782, 1J2U403 276, 1J-2D352 773, 1J-2B123 078, 1J-2P394 000</p> <p>CA, CH-NO 1J-2W592 783⇨, 1J2U403 277⇨, 1J-2D352 774⇨, 1J-2B123 079⇨, 1J-2P394 001⇨</p> <p>CA, ⇨CH-NO 1J-2W592 782, 1J2U403 276, 1J-2D352 773, 1J-2B123 078, 1J-2P394 000</p> <p>CA, CH-NO 1J-2W592 783⇨, 1J2U403 277⇨, 1J-2D352 774⇨, 1J-2B123 079⇨, 1J-2P394 001⇨</p>
1.9 TDI, 1.9 TDI 4motion	08/97-05/06	AGR, AHF, ASV, ALH	66-81	1896	<ul style="list-style-type: none"> 6PK1660 6PK906 6PK1660D1 AP9001 AP9001 AP9001 AP9016 VD1076 VD1089 MS17 MS18 CT1044 CT1044 CT946 CT946 CT1044K1 CT1044K1 	<p>ALT, PS, (AC)</p> <p>ALT, PS, (AC)</p> <p>ALT, PS, (AC), CH-NO 1J-3B075 001⇨, 1J3D016 001⇨, 1J-3P066 001⇨, 1J-3U205 001⇨, 1J-3B350 001⇨</p> <p>ALT, (Bosch), FOR ALT: 70A, OE-NO 038903023K, 038903024B, FOR ALT: 90A, OE-NO 038903023L, 038903024D, FOR ALT: 120A, OE-NO 028903028E</p> <p>ALT, (Valeo), FOR ALT: 70A, OE-NO 038903023Q, 038903024C, FOR ALT: 90A, OE-NO 038903023R, 038903024E, FOR ALT: 120A, OE-NO 038903023S</p> <p>ALT, (Hitachi), FOR ALT: 120A, OE-NO 028903029G</p> <p>ALT, ⇨CH-NO 1J-W-200 000, (Bosch), FOR ALT: 70A, OE-NO 038 903 023 G, FOR ALT: 90A, OE-NO 038 903 023 H, FOR ALT: 120A, OE-NO 038 903 023 J</p> <p>CH-NO 1J-3B075 001⇨, 1J-3D016 001⇨, 1J-3P066 001⇨, 1J-3U205 001⇨, 1J-3W350 001⇨</p> <p>⇨CH-NO 1J-3B075 000, 1J-3D016 000, 1J-3P066 000, 1J-3U205 000, 1J-3W350 000</p> <p>ONLY WITH VD1089</p> <p>ONLY WITH VD1076</p> <p>CA, WP, MTR-CODE: AGR, MTR-NO 565001⇨</p> <p>CA, WP, MTR-CODE: ALH, MTR-NO 500001⇨</p> <p>CA, WP, MTR-CODE: AGR, ⇨MTR-NO 565000</p> <p>CA, WP, MTR-CODE: ALH, ⇨MTR-NO 500000</p> <p>CA, WP, MTR-CODE: ALH, MTR-NO 500 001⇨</p> <p>CA, WP, MTR-CODE: AGR, MTR-NO 565 001⇨</p>





VW

GOLF IV (1J1, 1J5)

					CT1044WP1 CT1044WP1	CA, WP, MTR-CODE: AGR, MTR-NO 565 001 ⇨ CA, WP, MTR-CODE: ALH, MTR-NO 500 001 ⇨
2.0, 2.0 4motion	07/98-06/06	AQY, APK, AZG, AZH, AZJ	85	1984	6DPK1195 6PK1120 AP9001 AP9001 AP9001 AP9001 VD1107 CT908 CT908K1 CT908WP2	ALT, (AC) ALT, (AC) ALT, (Bosch), FOR ALT: 120A, OE-NO 028 903 028 E, 038 903 024 F ALT, (Valeo), FOR ALT: 120A, OE-NO 038 903 023 S, 038 903 024 G ALT, (Hitachi), FOR ALT: 120A, OE-NO 028 903 029 G CA CA CA
2.0 Bi-Fuel	02/02-06/06	BEH	85	1984	6DPK1195 6PK1120 AP9001 AP9001 AP9001 VD1107 CT908 CT908K1 CT908WP2	ALT, PS, AC ALT, PS ALT, (Bosch), FOR ALT: 120A, OE-NO 028 903 028 E ALT, (Hitachi), FOR ALT: 120A, OE-NO 028 903 029 G ALT, (Valeo), FOR ALT: 120A, OE-NO 038 903 023 S CA CA CA
2.3 V5, 2.3 V5 4motion	10/00-06/06	AQN	125	2324	6DPK1320 6PK1264 AP9001 AP9001	ALT, (AC) ALT, (AC) ALT, (Bosch), FOR ALT: 70A, OE-NO 038903023K, 038903024B, FOR ALT: 90A, OE-NO 038903023L, 038903024D, FOR ALT: 120A, OE-NO 028903028E ALT, (Valeo), FOR ALT: 70A, OE-NO 038903023Q, 038903024C, FOR ALT: 90A, OE-NO 038903023R, 038903024E, FOR ALT: 120A, OE-NO 038903023S ALT, (Hitachi), FOR ALT: 120A, OE-NO 028903029G
	08/97-06/06	AGZ	110	2324	6DPK1352 6PK1285 AP9001 AP9001 AP9001	ALT, (AC) ALT, (AC) ALT, (Bosch), FOR ALT: 70A, OE-NO 038 903 023 K, FOR ALT: 90A, OE-NO 038 903 023 L, FOR ALT: 120A, OE-NO 028 903 028 E ALT, (Valeo), FOR ALT: 70A, OE-NO 038 903 023 Q, FOR ALT: 90A, OE-NO 038 903 023 R, FOR ALT: 120A, OE-NO 038 903 023 S ALT, (Hitachi), FOR ALT: 120A, OE-NO 028 903 029 G ALT, ⇨ CH-NO 1J-W-200 000, (Bosch), FOR ALT: 90A, OE-NO 071 903 023, FOR ALT: 120A, OE-NO 071 903 023 A
2.8 V6 4motion	03/99-06/06	AQP, AUE, BDE	150	2792	6DPK1320 6PK1264 AP9001 AP9001 AP9001 AP9001	ALT, (AC) ALT, (AC) ALT, (Valeo), FOR ALT: 70A, OE-NO 038903023Q, 038903024C, FOR ALT: 90A, OE-NO 038903023R, 038903024E, FOR ALT: 120A, OE-NO 038903023S ALT, (Bosch), FOR ALT: 70A, OE-NO 038903023K, 038903024B, FOR ALT: 90A, OE-NO 038903023L, 038903024D, FOR ALT: 120A, OE-NO 028903028E MTR-CODE: BDE, AUE ALT, (Hitachi), FOR ALT: 120A, OE-NO 028903029G
3.2 R32 4motion	09/02-06/05	BFH, BML	177	3189	6DPK1320 6PK1264	ALT, (AC) ALT, (AC)
GOLF IV Cabriolet (1E7)					11,5X685Ld 11,5X755Ld	PS PS, (AC)
1.6	06/98-06/02	AFT, AKS	74	1595		





VW						
GOLF IV Cabriolet (1E7)						
1.8	06/98-06/02	AAM, ANN	55	1781	6PK1033 6PK1153 6PK894 CT848 CT848K4	ALT, (AC), FOR ALT: 120A ALT, AC ALT, (AC), FOR ALT: 70A, FOR ALT: 90A CA CA
		ADZ, ANP	66	1781	11,5X685Ld 11,5X755Ld 2PJ800 6PK1033 6PK1153 6PK894 CT848 CT848K4	PS PS, (AC) 2.FAN ALT, (TP) ALT, AC ALT CA CA
1.9 TDI	06/98-06/02	AHU, ALE	66	1896	11,5X730Ld 11,5X790Ld 2PJ800 2PJ860 6PK1045 6PK1145 AP9004 VD1084 MS13 CT867 CT867K4	PS, (AC) PS, WP, (AC) 2.FAN, OE-NO 1H0 119 137 2.FAN, OE-NO 1H0 119 137 A ALT, (AC) ALT, (AC) ALT, (AC), (Bosch), FOR ALT: 90A, OE-NO 028 903 028 J, FOR ALT: 120A, OE-NO 028 903 026 G ONLY WITH VD1084 CA CA
		AFN, AVG	81	1896	11,5X730Ld 11,5X790Ld 2PJ800 2PJ860 6PK1045 6PK1145 AP9004 VD1084 MS13 CT867 CT867K4	PS, (AC) PS, WP, (AC) 2.FAN, OE-NO 1H0 119 137 2.FAN, OE-NO 1H0 119 137 A ALT, (AC) ALT, (AC) ALT, (Bosch), FOR ALT: 120A, OE-NO 028 903 026 G ONLY WITH VD1084 CA CA
2.0	06/98-06/02	AGG, AKR, AWF, AWG, ATU	85	1984	11,5X685Ld 11,5X755Ld 2PJ800 6PK1033 6PK1153 6PK894 CT630 CT630K1 CT630K4	PS PS, (AC) 2.FAN ALT, (AC), FOR ALT: 120A ALT, AC ALT, (AC), FOR ALT: 70A, FOR ALT: 90A CA CA, MTR-CODE: AGG, AKR CA, MTR-CODE: ATU, AWF, AWG
GOLF PLUS (5M1, 521) 1.2 TSI	11/09-	CBZB	77	1197	6PK1432 6PK1693 AP9012	MTR-CODE: CBZB, ALT, (AC) MTR-CODE: CBZB, ALT, (AC) ALT, (Bosch), FOR ALT: 140A, OE-NO 03F903023D, 03C903023F
	05/10-	CBZA	63	1197	6PK1432 6PK1693	ALT, (Valeo), FOR ALT: 110A, OE-NO 03F903023E MTR-CODE: CBZA, CBZB, ALT, (AC) MTR-CODE: CBZA, CBZB, ALT, (AC)





ContiTech



VW

GOLF PLUS (5M1, 521)



					AP9012 ALT, (Bosch), FOR ALT: 140A, OE-NO 03F903023D, 03C903025F AP9012 ALT, (Valeo), FOR ALT: 140A, OE-NO 03F903023E, ALT, (Bosch), FOR ALT: 110A, OE-NO 03F903023E AP9012 ALT, (Valeo), FOR ALT: 140A, OE-NO 06F903023D	
1.4 16V	01/05-	BCA	55	1390	6PK1100 ALT, (AC) 6PK737 ALT, (AC) CT957(SET) MTR-CODE: BCA, CA CT957K1 MTR-CODE: BCA, CA, ⇨CH-NO 1K-6-650 000 CT957K3 MTR-CODE: BCA, CA, CH-NO 1K-7-500 001⇨ CT957WP1 MTR-CODE: BCA, CA, ⇨CH-NO 1K-6-650 000 CT957WP3 MTR-CODE: BCA, CA, CH-NO 1K-7-500 001⇨	
	05/06-	BUD, CGGA	59	1390	6PK1100 ALT, PS, (AC) 6PK737 ALT, PS, (-AC) CT957(SET) CA, MTR-CODE: BUD, CGGA CT957K3 CA, MTR-CODE: BUD, CGGA CT957WP3 MTR-CODE: BUD, CGGA, CA	
1.4 TSI	05/06-06/08	BMY	103	1390	5PK491 AIRC, MTR-CODE: BMY 6PK1600 ALT, (-AC) 6PK1698 ALT, (AC) AP9012 ALT, (Valeo), OE-NO 03C 903 023 G, FOR ALT: 110A AP9012 ALT, (Bosch), OE-NO 03C 903 023 A, FOR ALT: 140A	
		BLG	125	1390	5PK491 AIRC, MTR-CODE: BLG 6PK1600 ALT, (-AC) 6PK1698 ALT, (AC) AP9012 ALT, (Bosch), OE-NO 03C 903 023 A, FOR ALT: 140A AP9012 ALT, (Valeo), OE-NO 03C 903 023 G, FOR ALT: 110A	
	06/07-	CAXA	90	1390	6PK1090 ALT, (AC) 6PK1733 ALT, (AC) AP9012 ALT, (Bosch), FOR ALT: 140A, OE-NO 03C 903 023 AP9012 ALT, (Valeo), FOR ALT: 110A, OE-NO 03C 903 023 G, FOR ALT: 140A, OE-NO 03C 903 023 T	
	06/08-	CAVD, CNWA	118	1390	5PK491 AIRC 6PK1600 ALT, (-AC) 6PK1698 ALT, (AC) AP9012 ALT, (Valeo), FOR ALT: 110A, OE-NO 03C 903 023 G, FOR ALT: 140A, OE-NO 03C 903 023 T AP9012 ALT, (Bosch), FOR ALT: 140A, OE-NO 03C 903 023 S, 03C 903 023	
1.6, 1.6 MultiFuel	05/05-	BSE, BSF, CCSA, CMXA	75	1595	6PK1045 ALT, (AC) 6PK900 ALT, (AC) AP9001 MTR-CODE: BSE, BSF AP9001 ALT, (Bosch), FOR ALT: 140A, OE-NO 06F903023F AP9001 ALT, (Valeo), FOR ALT: 140A, OE-NO 03L903023F CT908 CA CT908K1 CA CT908WP1 CA	
1.6 BiFuel	05/09-	CHGA	75	1595	AP9001 ALT, (Bosch), FOR ALT: 140A, OE-NO 06F903023F AP9001 ALT, (Valeo), FOR ALT: 140A, OE-NO 03L903023F	
1.6 FSI	01/05-05/08	BLF	85	1598	6PK1090 ALT, (AC) 6PK1733 ALT, AC	
1.6 TDI	02/09-	CAYB, CAYC	66-77	1598	6PK1070 MTR-CODE: CAYB, CAYC, ALT, (AC) 6PK842 ELAST MTR-CODE: CAYB, CAYC, ALT, (-AC) 6PK842 ELAST T1 MTR-CODE: CAYB, CAYC, ALT, (-AC) AP9001 ALT, (Bosch), FOR ALT: 140A, OE-NO 06F903023F, 03L903023 AP9001 ALT, (Valeo), FOR ALT: 140A, OE-NO 03L903023F, 03L903023A VD1076 MTR-CODE: CAYB, CAYC, ⇨10/2009 VD1111 MTR-CODE: CAYB, CAYC, 11/2009⇨ MS18 ONLY WITH VD1076	





VW					GOLF PLUS (5M1, 521)	
1.9 TDI	01/05-01/09	BKC, BLS, BXE	77	1896	CT1139 CT1139K2 CT1139WP2 CT1139WP6	MTR-CODE: CAYB, CAYC, CA MTR-CODE: CAYB, CAYC, CA, 12/2010⇨ MTR-CODE: CAYB, CAYC, 12/2010⇨, ⇨MODEL '11, CA, WP MTR-CODE: CAYB, CAYC, MODEL '12⇨, CA, WP
	05/05-12/08	BRU, BXF, BXJ	66	1896	6PK1050 6PK948 6PK1050D2 AP9001 AP9001 VD1076 MS18 CT1028 CT1028K3 CT1028WP3	ALT, (AC) ALT, (-AC) ALT, (AC) ALT, (Bosch), FOR ALT: 110A, OE-NO 06F903023D, FOR ALT: 140A, OE-NO 06F903023F ALT, (Valeo), FOR ALT: 110A, OE-NO 06F903023E, FOR ALT: 140A, OE-NO 06F903023C ONLY WITH VD1076 CA, WP CA, WP CA, WP
					6PK1050 6PK948 6PK1050D2 AP9001 AP9001 VD1076 MS18 CT1028 CT1028K3 CT1028WP3	ALT, PS, (AC) ALT, PS, (-AC) ALT, PS, (AC) ALT, (Valeo), FOR ALT: 110A, OE-NO 06F903023E, FOR ALT: 140A, OE-NO 06F903023C MTR-CODE: BXF, BRU, ALT, (Bosch), FOR ALT: 110A, OE-NO 06F903023D, FOR ALT: 140A, OE-NO 06F903023F ONLY WITH VD1076 CA, WP CA, WP CA, WP
	05/05-06/08	BLY, BLR, BVY, BVZ	110	1984	6PK1045 6PK900 AP9001 AP9001 VD1107 CT1088 CT1088K1	ALT, AC ALT, (-AC) ALT, (Valeo), FOR ALT: 140A, OE-NO 06F903023C ALT, (Bosch), FOR ALT: 140A, OE-NO 06F903023F CA CA
2.0 TDI	05/05-	AZV, CBDA, CFHB	100	1968	6PK1050 6PK1070 6PK842 ELAST 6PK948 6PK1050D2 6PK842 ELAST T1 AP9001 AP9001 AP9001 AP9001 VD1076 VD1111 MS18 CT1051 CT1134 CT1139 CT1051K1	MTR-CODE: AZV, BKD, ALT, (AC) MTR-CODE: CBDA, CBDB, CBDC, CFHB, CFHC, ALT, (AC) MTR-CODE: CBDA, CBDB, CBDC, CFHB, CFHC, ALT, (-AC) MTR-CODE: AZV, BKD, ALT, (AC) MTR-CODE: AZV, BKD, ALT, (AC) MTR-CODE: CBDA, CBDB, CBDC, CFHB, CFHC, ALT, (-AC) MTR-CODE: CBDA, (Valeo), FOR ALT: 140A, OE-NO 03L903023F MTR-CODE: CBDA, ALT, (Bosch), FOR ALT: 140A, OE-NO 06F903023F MTR-CODE: AZV, (Valeo), FOR ALT: 110A, OE-NO 06F903023E MTR-CODE: AZV, ALT, (Bosch), FOR ALT: 110A, OE-NO 06F903023D MTR-CODE: AZV, BKD, CBDA, CBDB, CBDC MTR-CODE: CFHB, CFHC MTR-CODE: AZV, BKD, ONLY WITH VD1076 MTR-CODE: AZV, BKD, CA MTR-CODE: CBDA, CBDB, CBDC, CA MTR-CODE: CFHB, CFHC, CA CA, MTR-CODE: AZV, BKD, ⇨CH-NO 1K-6-650 000

VW



VW

GOLF PLUS (5M1, 521)



					CT1051K2 CT1134K1 CT1139K2 CT1051WP1 CT1051WP2 CT1134WP2 CT1139WP2 CT1139WP6	CA, MTR-CODE: AZV, BKD, CH-NO 1K-7-500 001 ⇨ MTR-CODE: CBDA, CBDB, CBDC, CA MTR-CODE: CFHB, CFHC, CA, 12/2010 ⇨ CA, WP, MTR-CODE: AZV, BKD, ⇨CH-NO 1K-6-650 000 CA, WP, MTR-CODE: AZV, BKD, CH-NO 1K-7-500 001 ⇨ MTR-CODE: CBDA, CBDB, CBDC, CA, WP MTR-CODE: CFHB, CFHC, ⇨MODEL '11, CA, WP, 12/2010 ⇨ MTR-CODE: CFHB, CFHC, MODEL '12 ⇨, CA, WP
12/05-05/09	BMM	103	1968	6PK1050 6PK948 6PK1050D2 AP9001 AP9001 VD1076 MS18 CT1028 CT1028K3 CT1028WP4	ALT, PS, (AC) ALT, PS, (-AC) ALT, PS, (AC) ALT, (Bosch), FOR ALT: 110A, OE-NO 06F903023D, FOR ALT: 140A, OE-NO 06F903023F ALT, (Valeo), FOR ALT: 110A, OE-NO 06F903023E, FOR ALT: 140A, OE-NO 06F903023C ONLY WITH VD1076 CA, WP CA, WP CA, WP	
05/05-05/07	BEE	96	1968	AP9001 AP9001	ALT, (Valeo), FOR ALT: 110A, OE-NO 06F903023E, FOR ALT: 140A, OE-NO 06F903023C ALT, (Bosch), FOR ALT: 110A, OE-NO 06F903023D, FOR ALT: 140A, OE-NO 06F903023F	
01/09-	CBDC, CLCA	81	1968	6PK1070 6PK842 ELAST 6PK842 ELAST T1 AP9001 AP9001 AP9001 VD1076 VD1111 CT1134 CT1139 CT1134K1 CT1139K2 CT1134WP2 CT1139WP2 CT1139WP6	MTR-CODE: CBDA, CBDB, CBDC, CLCA, ALT, (AC) MTR-CODE: CBDA, CBDB, CBDC, CLCA, ALT, (-AC) MTR-CODE: CBDA, CBDB, CBDC, CLCA, ALT, (-AC) CH-NO 1K-9-900 001 ⇨ ALT, (Bosch), FOR ALT: 140A, OE-NO 06F903023F ALT, (Valeo), FOR ALT: 140A, OE-NO 03L903023F MTR-CODE: CBDA, CBDB, CBDC MTR-CODE: CLCA MTR-CODE: CBDA, CBDB, CBDC, CA MTR-CODE: CLCA, CA MTR-CODE: CBDA, CBDB, CBDC, CA MTR-CODE: CLCA, CA, 12/2010 ⇨ MTR-CODE: CBDA, CBDB, CBDC, CA, WP MTR-CODE: CLCA, ⇨MODEL '11, CA, WP, 12/2010 ⇨ MTR-CODE: CLCA, MODEL '12 ⇨, CA, WP	
2.0 TDI 16V	01/05-	BKD, CBDB, CFHC	103	1968	6PK1050 6PK1070 6PK842 ELAST 6PK948 6PK1050D2 6PK842 ELAST T1 AP9001 AP9001 VD1076 VD1111 MS18 CT1051 CT1134 CT1139	MTR-CODE: AZV, BKD, ALT, (AC) MTR-CODE: CBDA, CBDB, CBDC, CFHB, CFHC, ALT, (AC) MTR-CODE: CBDA, CBDB, CBDC, CFHB, CFHC, ALT, (-AC) MTR-CODE: AZV, BKD, ALT, (-AC) MTR-CODE: AZV, BKD, ALT, (AC) MTR-CODE: CBDA, CBDB, CBDC, CFHB, CFHC, ALT, (-AC) ALT, (Bosch), FOR ALT: 110A, OE-NO 06F903023D, FOR ALT: 140A, OE-NO 06F903023F ALT, (Valeo), FOR ALT: 110A, OE-NO 06F903023E, FOR ALT: 140A, OE-NO 06F903023C MTR-CODE: AZV, BKD, CBDA, CBDB, CBDC MTR-CODE: CFHB, CFHC MTR-CODE: AZV, BKD, ONLY WITH VD1076 MTR-CODE: AZV, BKD, CA MTR-CODE: CBDA, CBDB, CBDC, CA MTR-CODE: CFHB, CFHC, CA





VW					
GOLF PLUS (5M1, 521)					
↔					CT1051K1 CA, MTR-CODE: AZV, BKD, ⇨CH-NO 1K-6-650 000 CT1051K2 CA, MTR-CODE: AZV, BKD, CH-NO 1K-7-500 001⇨ CT1134K1 MTR-CODE: CBDA, CBDB, CBDC, CA CT1139K2 MTR-CODE: CFHB, CFHC, CA, 12/2010⇨ CT1051WP1 CA, WP, MTR-CODE: AZV, BKD, ⇨CH-NO 1K-6-650 000 CT1051WP2 CA, WP, MTR-CODE: AZV, BKD, CH-NO 1K-7-500 001⇨ CT1134WP2 MTR-CODE: CBDA, CBDB, CBDC, CA, WP CT1139WP2 MTR-CODE: CFHB, CFHC, ⇨MODEL '11, CA, WP, 12/2010⇨ CT1139WP6 MTR-CODE: CFHB, CFHC, MODEL '12⇨, CA, WP
GOLF V (1K1, 1K5)					
1.4 16V	10/03-05/06	BCA	55	1390	6PK1100 ALT, (AC) 6PK737 ALT, (AC) CT957(SET) MTR-CODE: BCA, CA CT957K1 MTR-CODE: BCA, CA, ⇨CH-NO 1K-6-250 000 CT957K3 MTR-CODE: BCA, CA, CH-NO 1K-7-000 001⇨ CT957WP1 MTR-CODE: BCA, CA, ⇨CH-NO 1K-6-250 000 CT957WP3 MTR-CODE: BCA, CA, CH-NO 1K-7-000 001⇨
1.4, 1.4 16V	05/06-	BUD	59	1390	6PK1100 ALT, PS, (AC) 6PK737 ALT, PS, (AC) CT957(SET) CA, MTR-CODE: BUD CT957K3 CA, MTR-CODE: BUD CT957WP3 MTR-CODE: BUD, CA
1.4 FSI	10/03-07/06	BKG, BLN	66	1390	6PK1090 ALT, PS, (AC) 6PK1733 ALT, PS, AC
1.4 TSI	05/06-	BMY	103	1390	5PK491 AIRC, MTR-CODE: BMY 6PK1600 ALT, (AC) 6PK1698 ALT, (AC) AP9012 ALT, (Valeo), FOR ALT: 110A, OE-NO 03C 903 023 G, FOR ALT: 140A, OE-NO 03C 903 023 C AP9012 ALT, (Bosch), FOR ALT: 140A, OE-NO 03C 903 023 A
	05/07-	CAXA	90	1390	6PK1090 ALT, (AC) 6PK1733 ALT, (AC) AP9012 ALT, (Bosch), FOR ALT: 140A, OE-NO 03C 903 023 A AP9012 ALT, (Valeo), FOR ALT: 110A, OE-NO 03C 903 023 G, FOR ALT: 140A, OE-NO 03C 903 023 C
	11/05-	BLG	125	1390	5PK491 AIRC, MTR-CODE: BLG 6PK1600 ALT, (AC) 6PK1698 ALT, (AC) AP9012 ALT, (Valeo), FOR ALT: 110A, OE-NO 03C 903 023 G, FOR ALT: 140A, OE-NO 03C 903 023 C AP9012 ALT, (Bosch), FOR ALT: 110A, OE-NO 03C 903 023 B, FOR ALT: 140A, OE-NO 03C 903 023 A
	07/08-	CAVD	118	1390	5PK491 AIRC 6PK1600 ALT, (AC) 6PK1698 ALT, (AC) AP9012 ALT, (Bosch), FOR ALT: 140A, OE-NO 03C 903 023 A
1.6, 1.6 MultiFuel	01/04-	BGU, BSE, BSF, CCSA	75	1595	6PK1045 ALT, (AC) 6PK900 ALT, (AC) AP9001 ALT, (Valeo), FOR ALT: 140A, OE-NO 06F903023C AP9001 ALT, (Bosch), FOR ALT: 140A, OE-NO 06F903023F AP9001 MTR-CODE: BGU CT908 CA CT908K1 CA CT908WP1 CA
1.6 FSI	10/03-07/08	BAG, BLF, BLP	85	1598	6PK1190 ALT, PS, (AC) 6PK1733 ALT, PS, AC
1.9 TDI, 1.9 TDI 4motion	10/03-	BKC, BLS, BXE	77	1896	6PK1050 ALT, (AC)





ContiTech



VW

GOLF V (1K1, 1K5)



					6PK948 6PK1050D2 AP9001 AP9001 VD1076 MS18 CT1028 CT1028K3 CT1028WP3	ALT, (AC) ALT, (AC) ALT, (Valeo), FOR ALT: 110A, OE-NO 06F903023E, FOR ALT: 140A, OE-NO 06F903023C ALT, (Bosch), FOR ALT: 110A, OE-NO 06F903023D, FOR ALT: 140A, OE-NO 06F903023F ONLY WITH VD1076 CA, WP CA, WP CA
1.9 TDI	05/04-11/08	BRU, BXF, BXJ	66	1896	6PK1050 6PK948 6PK1050D2 AP9001 AP9001 AP9001 VD1076 MS18 CT1028 CT1028K3 CT1028WP3	ALT, (AC) ALT, (AC) ALT, (AC) ALT, (Valeo), FOR ALT: 110A, OE-NO 06F903023E, FOR ALT: 140A, OE-NO 06F903023C MTR-CODE: BRU ALT, (Bosch), FOR ALT: 110A, OE-NO 06F 903 023 D, FOR ALT: 140A, OE-NO 06F903023F ONLY WITH VD1076 CA, WP CA, WP CA, WP
2.0	08/06-11/08	BHY	85	1984	6PK1045 6PK900 CT908 CT908K1 CT908WP2	ALT, (AC) ALT, (AC) CA CA CA
2.0 FSI, 2.0 FSI 4motion	01/04-11/08	AXW, BLX, BLY, BLR, BVY, BVZ, BVX	110	1984	6PK1045 6PK900 AP9001 AP9001 VD1107 CT1056 CT1088 CT1056K1 CT1088K1	ALT, (AC) ALT, (AC) ALT, (Bosch), FOR ALT: 140A, OE-NO 06F903023F ALT, (Valeo), FOR ALT: 140A, OE-NO 06F903023C CA, MTR-CODE: AXW CA, MTR-CODE: BLX, BLY, BLR, BVX, BVY, BVZ CA, MTR-CODE: AXW CA, MTR-CODE: BLX, BLY, BLR, BVX, BVY, BVZ
2.0, 2.0 GTI	10/04-	AXX, BWA, BPY, CAWB, CCTA, CBFA	147	1984	6PK1054 6PK1120 6PK955 AP9001 AP9001 AP9001 AP9009 AP9009 AP9009 CT1088 CT1143 CT1088K1	ALT, (AC), MTR-CODE: BWA, AXX, BPY ALT, (AC), MTR-CODE: CCTA, CAWB, CBFA ALT, (AC), MTR-CODE: BWA, AXX, BPY MTR-CODE: BWA, BPY, AXX ALT, (Bosch), FOR ALT: 140A, OE-NO 06F903023F ALT, (Valeo), FOR ALT: 140A, OE-NO 06F903023C MTR-CODE: CCTA, CBFA ALT, (Bosch), FOR ALT: 140A, OE-NO 06B903016AB ALT, (Valeo), FOR ALT: 140A, OE-NO 06J903023C CA, WP, MTR-CODE: BWA, AXX, BPY WP, MTR-CODE: CCTA, CAWB, CBFA CA, WP, MTR-CODE: BWA, AXX, BPY
2.0 GTI	09/06-12/08	BYD	169	1984	6PK1054 6PK955 AP9001 AP9001 CT1088	MTR-CODE: BYD, ALT, (AC) MTR-CODE: BYD, ALT, (AC) ALT, (Bosch), FOR ALT: 140A, OE-NO 06F903023F ALT, (Valeo), FOR ALT: 140A, OE-NO 06F903023C MTR-CODE: BYD, CA, WP
2.0 SDI	01/04-11/08	BDK	55	1968	6PK1050 6PK948 6PK1050D2 AP9001 AP9001	ALT, (AC) ALT, (AC) ALT, (AC) ALT, (Valeo), FOR ALT: 110A, OE-NO 06F 903 023 E, FOR ALT: 140A, OE-NO 06F 903 023 C ALT, (Bosch), FOR ALT: 110A, OE-NO 06F 903 023 D,





VW					GOLF V (1K1, 1K5)	
					VD1076 MS18 CT1028 CT1028K3 CT1028WP3	ONLY WITH VD1076 CA, WP CA, WP CA, WP
2.0 TDI	11/05-11/08	BMN	125	1968	6PK1050 6PK948 6PK1050D2 AP9001 AP9001 VD1076 MS18 CT1051 CT1051K2 CT1051WP2	MTR-CODE: BMN, ALT, PS, (AC) MTR-CODE: BMN, ALT, PS, (-AC) MTR-CODE: BMN, ALT, PS, (AC) ALT, (Bosch), FOR ALT: 110A, OE-NO 06F903023D, FOR ALT: 140A, OE-NO 06F903023F ALT, (Valeo), FOR ALT: 110A, OE-NO 06F903023E, FOR ALT: 140A, OE-NO 06F903023C ONLY WITH VD1076 MTR-CODE: BMN, CA, WP CA, WP, MTR-CODE: BMN MTR-CODE: BMN, CA, WP
2.0 TDI, 2.0 TDI 4motion	10/03-	AZV, CBDA	100	1968	6PK1050 6PK1070 6PK842 ELAST 6PK948 6PK1050D2 6PK842 ELAST T1 AP9001 AP9001 VD1076 MS18 CT1051 CT1134 CT1051K1 CT1051K1 CT1051K2 CT1051K2 CT1134K1 CT1051WP1 CT1051WP1 CT1051WP2 CT1051WP2 CT1134WP2	MTR-CODE: AZV, BKD, ALT, (AC) MTR-CODE: CBDA, CBDB, CBDC, ALT, (AC) MTR-CODE: CBDA, CBDB, CBDC, ALT, (-AC) MTR-CODE: AZV, BKD, ALT, (AC) MTR-CODE: AZV, BKD, ALT, (AC) MTR-CODE: CBDA, CBDB, CBDC, ALT, (-AC) ALT, (Bosch), FOR ALT: 140A, OE-NO 06F903023F ALT, (Valeo), FOR ALT: 140A, OE-NO 06F903023C ONLY WITH VD1076 MTR-CODE: AZV, BKD, CA, WP MTR-CODE: CBDA, CBDB, CBDC, CA MTR-CODE: AZV, BKD, MODEL '06⇒, CA, WP, ⇒CH- NO 1K-6-250 000 MTR-CODE: AZV, BKD, ⇒MODEL '05, CA, WP MTR-CODE: AZV, BKD, MODEL '06⇒, CA, WP, CH-NO 1K-7-000 001⇒ MTR-CODE: AZV, BKD, ⇒MODEL '05, CA, WP MTR-CODE: CBDA, CBDB, CBDC, CA MTR-CODE: AZV, BKD, ⇒MODEL '05, CA, WP MTR-CODE: AZV, BKD, MODEL '06⇒, CA, WP, ⇒CH- NO 1K-6-250 000 MTR-CODE: AZV, BKD, ⇒MODEL '05, CA, WP MTR-CODE: AZV, BKD, MODEL '06⇒, CA, WP, CH-NO 1K-7-000 001⇒ MTR-CODE: CBDA, CBDB, CBDC, CA, WP
2.0 TDI 16V, 2.0 TDI 16V 4motion	10/03-	BKD, CBDB	103	1968	6PK1050 6PK1070 6PK842 ELAST 6PK948 6PK1050D2 6PK842 ELAST T1 AP9001 AP9001 VD1076 MS18 CT1051 CT1134 CT1051K1 CT1051K2	MTR-CODE: AZV, BKD, ALT, (AC) MTR-CODE: CBDA, CBDB, ALT, (AC) MTR-CODE: CBDA, CBDB, ALT, (-AC) MTR-CODE: AZV, BKD, ALT, (AC) MTR-CODE: AZV, BKD, ALT, (AC) MTR-CODE: CBDA, CBDB, ALT, (-AC) ALT, (Bosch), FOR ALT: 110A, OE-NO 06F903023D, FOR ALT: 140A, OE-NO 06F903023F ALT, (Valeo), FOR ALT: 110A, OE-NO 06F903023E, FOR ALT: 140A, OE-NO 06F903023C ONLY WITH VD1076 MTR-CODE: AZV, BKD, CA, WP MTR-CODE: CBDA, CBDB, CA, WP CA, WP, MTR-CODE: AZV, BKD, ⇒CH-NO 1K-6-250 000 CA, WP, MTR-CODE: AZV, BKD, CH-NO 1K-7-000 001⇒





VW

GOLF V (1K1, 1K5)

					CT1134K1 CT1051WP1 CT1051WP2 CT1134WP1 CT1134WP2	MTR-CODE: CBDA, CBDB, CA, WP CA, WP, MTR-CODE: AZV, BKD, ⇒CH-NO 1K-6-250 000 CA, WP, MTR-CODE: AZV, BKD, CH-NO 1K-7-000 001⇒ MTR-CODE: CBDA, CBDB, CA, WP, 05/2012⇒ MTR-CODE: CBDA, CBDB, CA, WP, ⇒04/2012
2.0 TDI, 2.0 TDI 4motion	08/04-	BMM	103	1968	6PK1050 6PK948 6PK1050D2 AP9001 AP9001 VD1076 MS18 CT1028 CT1028K3 CT1028WP4	ALT, PS, (AC) ALT, PS, (-AC) ALT, PS, (AC) ALT, (Valeo), FOR ALT: 110A, OE-NO 06F903023E, FOR ALT: 140A, OE-NO 06F903023C ALT, (Bosch), FOR ALT: 110A, OE-NO 06F903023D, FOR ALT: 140A, OE-NO 06F903023F ONLY WITH VD1076 CA, WP CA, WP CA, WP
3.2, 3.2 R32 4motion	09/05-11/08	BUB, CBRA	184	3189	6PK1240 6PK1613 6PK1623 AP9001 AP9001 AP9001 AP9022	ALT, (-AC) ALT, (AC), CH-NO 1K-7B083 210⇒, 1K-7P015 320⇒, 1K-7U015 406⇒, 1K-7W102 691⇒ ALT, (AC), ⇒CH-NO 1K-7B083 209, 1K-7P015 319, 1K-7U015 405, 1K-7W102 690 MTR-CODE: BUB ALT, (Bosch), FOR ALT: 110A, OE-NO 06F903023D, FOR ALT: 140A, OE-NO 06F903023F ALT, (Valeo), FOR ALT: 110A, OE-NO 06F903023E, FOR ALT: 140A, OE-NO 06F903023C ALT, (Valeo), FOR ALT: 140A, OE-NO 06F903023P, CH-NO 1K-7-120001⇒, ⇒CH-NO 1K-9-200000, MTR-CODE: BUB
3.2 R32 4motion	01/04-11/08	BJ5	177	3189	6PK1240 6PK1613 6PK1623	ALT, (-AC) ALT, (AC), CH-NO 1K-7B083 210⇒, 1K-7P015 320⇒, 1K-7U015 406⇒, 1K-7W102 691⇒ ALT, (AC), ⇒CH-NO 1K-7B083 209, 1K-7P015 319, 1K-7U015 405, 1K-7W102 690
GOLF VI (5K1, AJ5) 1.2 TSI	05/09-	CBZB	77	1197	6PK1432 6PK1693 AP9012 AP9012	MTR-CODE: CBZB, ALT, (-AC) MTR-CODE: CBZB, ALT, (AC) ALT, (Bosch), FOR ALT: 140A, OE-NO 03F903023D, 03C903023F ALT, (Valeo), FOR ALT: 110A, OE-NO 03F903023E
	05/10-	CBZA	63	1197	6PK1432 6PK1693 AP9012 AP9012	MTR-CODE: CBZB, ALT, (-AC) MTR-CODE: CBZB, ALT, (AC) ALT, (Valeo), FOR ALT: 140A, OE-NO 03F903023E ALT, (Bosch), FOR ALT: 140A, OE-NO 03F903023D, 03C903025F
1.4	10/08-	BUD, CGGA	59	1390	6PK1100 6PK737 CT957(SET) CT957K3 CT957WP3	ALT, (AC) ALT, (-AC) MTR-CODE: CGGA, CA MTR-CODE: CGGA, CA MTR-CODE: CGGA, CA
1.4 TSI	10/08-	CAXA	90	1390	6PK1090 6PK1733 AP9012 AP9012 AP9012	ALT, (-AC) ALT, (AC) (Bosch), OE-NO 03C 903 023 A, FOR ALT: 140A ALT, (Valeo), OE-NO 03C 903 023 C, FOR ALT: 140A ALT, (Valeo), OE-NO 03C 903 023 G, FOR ALT: 110A
		CAVD, CNWA, CTHD, CTKA	118	1390	5PK491 6PK1600 6PK1698	AIRC ALT, (-AC) ALT, (AC)





VW					
GOLF VI (5K1, AJ5)					
					AP9012 ALT, (Valeo), OE-NO 03C 903 023 G, FOR ALT: 110A, OE-NO 03C 903 023 C, FOR ALT: 140A AP9012 (Bosch), OE-NO 03C 903 023 A, FOR ALT: 140A
1.6	10/08-	BSE, BSF, CCSA, CMXA	75	1595	6PK1045 ALT, (AC) 6PK900 ALT, (AC) AP9001 ALT, (Bosch), FOR ALT: 140A, OE-NO 06F903023F AP9001 MTR-CODE: CCSA AP9001 ALT, (Valeo), FOR ALT: 140A, OE-NO 03L903023F CT908 CA CT908K1 CA CT908WP1 CA
1.6 BiFuel	03/09-11/12	CHGA	75	1595	6PK1045 ALT, (AC) 6PK900 ALT, (AC) AP9001 ALT, (Bosch), FOR ALT: 140A, OE-NO 06F903023F AP9001 ALT, (Valeo), FOR ALT: 140A, OE-NO 03L903023F CT908 CA CT908K1 CA
1.6 MultiFuel	10/08-	CCSA, CMXA	75	1595	AP9001 ALT, (Valeo), FOR ALT: 140A, OE-NO 03L903023F AP9001 ALT, (Bosch), FOR ALT: 140A, OE-NO 06F903023F
1.6 TDI, 1.6 TDI 4motion	02/09-	CAYC	77	1598	6PK1070 MTR-CODE: CAYB, CAYC, ALT, (AC) 6PK842 ELAST MTR-CODE: CAYB, CAYC, ALT, (AC) 6PK842 ELAST T1 MTR-CODE: CAYB, CAYC, ALT, (AC) AP9001 ALT, (Valeo), FOR ALT: 140A, OE-NO 03L903023F, 03L903023A AP9001 ALT, (Bosch), FOR ALT: 140A, OE-NO 06F903023F, 03L903023 VD1111 MTR-CODE: CAYB, CAYC CT1139 MTR-CODE: CAYB, CAYC, CA CT1139K2 MTR-CODE: CAYB, CAYC, CA, 12/2010⇨ CT1139WP2 MTR-CODE: CAYB, CAYC, 12/2010⇨, ⇨MODEL '11, CA, WP CT1139WP6 MTR-CODE: CAYB, CAYC, MODEL '12⇨, CA, WP
1.6 TDI	02/09-	CAYB	66	1598	6PK1070 MTR-CODE: CAYB, CAYC, ALT, (AC) 6PK842 ELAST MTR-CODE: CAYB, CAYC, ALT, (AC) 6PK842 ELAST T1 MTR-CODE: CAYB, CAYC, ALT, (AC) AP9001 ALT, (Valeo), FOR ALT: 140A, OE-NO 03L903023F, 03L903023A AP9001 ALT, (Bosch), FOR ALT: 140A, OE-NO 06F903023F, 03L903023 VD1076 MTR-CODE: CAYB, CAYC, ⇨10/2009 VD1111 MTR-CODE: CAYB, CAYC, 11/2009⇨ MS18 ONLY WITH VD1076 CT1139 MTR-CODE: CAYB, CAYC, CA CT1139K2 MTR-CODE: CAYB, CAYC, CA, 12/2010⇨ CT1139WP2 MTR-CODE: CAYB, CAYC, 12/2010⇨, ⇨MODEL '11, CA, WP CT1139WP6 MTR-CODE: CAYB, CAYC, MODEL '12⇨, CA, WP
1.8 TSI	06/09-01/11	CDA A	118	1798	6PK1120 ALT AP9009 ALT, (Bosch), FOR ALT: 140A, OE-NO 06B903016AB AP9009 ALT, (Valeo), FOR ALT: 140A, OE-NO 06J903023C
2.0	07/09-	CCZA	147	1984	6PK1120 ALT CT1143 WP
2.0 GTI	04/09-11/12	CCZB	155	1984	6PK1120 ALT AP9009 ALT, (Bosch), FOR ALT: 140A, OE-NO 06B903016AB AP9009 ALT, (Valeo), FOR ALT: 140A, OE-NO 06J903023C CT1143 WP
2.0 R 4motion	11/09-11/12	CDLF	199	1984	6PK1054 MTR-CODE: CDLC, CDLF, ALT, (AC) 6PK955 MTR-CODE: CDLC, CDLF, ALT, (AC) AP9001 ALT, (Bosch), FOR ALT: 140A, OE-NO 06F903023F AP9001 ALT, (Valeo), FOR ALT: 140A, OE-NO 03L903023F CT1088 MTR-CODE: CDLC, CDLF, CA






VW

GOLF VI (5K1, AJ5)

	11/09-11/13	CDLC, CRZA	188	1984	AP9001 AP9001	ALT, (Bosch), FOR ALT: 140A, OE-NO 06F903023F ALT, (Valeo), FOR ALT: 140A, OE-NO 03L903023F
2.0 TDI	10/08-11/12	CBDC, CLCA	81	1968	6PK1070 6PK842 ELAST 6PK842 ELAST T1 AP9001 AP9001 VD1076 VD1111 CT1134 CT1139 CT1134K1 CT1139K2 CT1134WP2 CT1139WP2 CT1139WP6	MTR-CODE: CBDC, CLCA, ALT, (AC) MTR-CODE: CBDC, CLCA, ALT, (-AC) MTR-CODE: CBDC, CLCA, ALT, (-AC) ALT, (Bosch), FOR ALT: 140A, OE-NO 06F903023F ALT, (Valeo), FOR ALT: 140A, OE-NO 03L903023F MTR-CODE: CBDC MTR-CODE: CLCA MTR-CODE: CBDC, CA MTR-CODE: CLCA, CA MTR-CODE: CBDC, CA MTR-CODE: CLCA, CA, 12/2010⇒ MTR-CODE: CBDC, CA, WP MTR-CODE: CLCA, ⇒MODEL '11, CA, WP, 12/2010⇒ MTR-CODE: CLCA, MODEL '12⇒, CA, WP
	04/09-11/12	CBBB, CFGB	125	1968	6PK1070 6PK842 ELAST 6PK842 ELAST T1 AP9001 AP9001 VD1076 VD1111 CT1134 CT1139 CT1134K1 CT1139K2 CT1134WP1 CT1139WP6	MTR-CODE: CBBB, CFGB, ALT, (AC) MTR-CODE: CBBB, CFGB, ALT, (-AC) MTR-CODE: CBBB, CFGB, ALT, (-AC) ALT, (Bosch), FOR ALT: 140A, OE-NO 06F903023F, 03L903023 ALT, (Valeo), FOR ALT: 140A, OE-NO 03L903023F, 03L903023A MTR-CODE: CBAB, CBBB MTR-CODE: CFGB MTR-CODE: CBBB, CA MTR-CODE: CFGB, CA MTR-CODE: CBBB, CA MTR-CODE: CFGB, CA, 12/2010⇒ MTR-CODE: CBBB, CA, WP MTR-CODE: CFGB, CA, WP, 12/2010⇒
	07/09-	BMM	103	1968	6PK1050 AP9001 VD1076 MS18	ALT ALT, (Bosch), FOR ALT: 140A, OE-NO 06F903023F ONLY WITH VD1076
2.0 TDI, 2.0 TDI 16V	07/09-	CBDA, CBDB, CFHB, CFHC, CJAA, CLCB	100-103	1968	6PK1070 6PK842 ELAST 6PK842 ELAST T1 AP9001 AP9001 VD1076 VD1111 MS18 CT1134 CT1139 CT1134K1 CT1134WP1 CT1134WP2	MTR-CODE: CBDA, CBDB, CFHB, CFHC, ALT, (AC) MTR-CODE: CBDA, CBDB, CFHB, CFHC, ALT, (-AC) MTR-CODE: CBDA, CBDB, CFHB, CFHC, ALT, (-AC) ALT, (Bosch), FOR ALT: 140A, OE-NO 06F903023F ALT, (Valeo), FOR ALT: 140A, OE-NO 03L903023F MTR-CODE: CBDA, CBDB MTR-CODE: CFHB, CFHC ONLY WITH VD1076 CA, WP, MTR-CODE: CBDA, CBDB MTR-CODE: CFHB, CFHC, CA, WP CA, WP, MTR-CODE: CBDA, CBDB MTR-CODE: CBDA, CBDB, CA, WP, 05/2012⇒ CA, WP, MTR-CODE: CBDA, CBDB, ⇒04/2012
2.0 TDI, 2.0 TDI 4motion	10/08-05/13	CBAA, CBAB, CFFA, CFFB, CJAA	100-103	1968	6PK1070 6PK842 ELAST 6PK842 ELAST T1 AP9001 AP9001 VD1076 VD1111 CT1134 CT1139 CT1134K1	MTR-CODE: CBAA, CBAB, CJAA, CFFB, ALT, (AC) MTR-CODE: CBAA, CBAB, CJAA, CFFB, ALT, (AC) MTR-CODE: CBAA, CBAB, CJAA, CFFB, ALT, (AC) ALT, (Valeo), FOR ALT: 140A, OE-NO 03L903023F, 03L903023A ALT, (Bosch), FOR ALT: 140A, OE-NO 06F903023F, 03L903023 MTR-CODE: CBAA, CBAB, CJAA MTR-CODE: CFFA, CFFB MTR-CODE: CBAA, CBAB, CJAA, CA MTR-CODE: CFFA, CFFB, CA MTR-CODE: CBAA, CBAB, CJAA, CA





VW						
GOLF VI (5K1, AJ5)						
					CT1139K2 CT1134WP2 CT1139WP2 CT1139WP6	MTR-CODE: CFFA, CFFB, CA, 12/2010⇨ MTR-CODE: CBAA, CBAB, CJAA, CA, WP MTR-CODE: CFFA, CFFB, ⇨MODEL '11, CA, WP, 12/2010⇨ MTR-CODE: CFFA, CFFB, MODEL '12⇨, CA, WP
GOLF VI Cabriolet (517)						
1.2 TSI	03/11-	CBZB	77	1197	6PK1432 6PK1693 AP9012 AP9012 AP9012	MTR-CODE: CBZB, ALT, (-AC) MTR-CODE: CBZB, ALT, (AC) MTR-CODE: CBZB ALT, (Valeo), FOR ALT: 110A, OE-NO 03F903023E ALT, (Bosch), FOR ALT: 140A, OE-NO 03F903023D, 03C903025F
1.4 TSI	11/11-	CAXA	90	1390	6PK1090 6PK1733 AP9012 AP9012 AP9012	ALT, (AC) ALT, (AC) ALT, (Bosch), FOR ALT: 140A, OE-NO 03C903023A ALT, (Valeo), FOR ALT: 110A, OE-NO 03C903023G, FOR ALT: 140A, OE-NO 03C903025D MTR-CODE: CAXA
	03/11-	CAVD, CNWA, CTHD, CTKA	118	1390	5PK491 6PK1600 6PK1698 AP9012 AP9012 AP9012	AIRC ALT, (AC) ALT, (AC) MTR-CODE: CAVD ALT, (Valeo), FOR ALT: 110A, OE-NO 03C903023G, FOR ALT: 140A, OE-NO 03C903025D ALT, (Bosch), FOR ALT: 140A, OE-NO 03C903023A
1.6 TDI	03/11-	CAYC	77	1598	6PK1070 6PK842 ELAST 6PK842 ELAST T1 AP9001 AP9001 VD1111 CT1139 CT1139K2 CT1139WP6	MTR-CODE: CAYB, CAYC, ALT, (AC) MTR-CODE: CAYB, CAYC, ALT, (-AC) MTR-CODE: CAYB, CAYC, ALT, (-AC) ALT, (Valeo), FOR ALT: 140A, OE-NO 03L903023F ALT, (Bosch), FOR ALT: 140A, OE-NO 06F903023F MTR-CODE: CAYB, CAYC, 11/2009⇨ MTR-CODE: CAYB, CAYC, CA MTR-CODE: CAYB, CAYC, CA MTR-CODE: CAYC, CA, WP
2.0 TDI	11/11-	CFHC	103	1968	6PK1070 6PK842 ELAST 6PK842 ELAST T1 VD1111 CT1139 CT1139K2 CT1139WP6	ALT, (AC) ALT, (AC) ALT, (AC) CA CA CA, WP
2.0 TSI	11/11-	CCZB	155	1984	6PK1120 CT1143	ALT WP
GOLF VII (5G1)						
1.2 TSI	11/12-	CJZA, CJZB	63-77	1197	6PK1000 6PK737 CT1167	ALT, (AC) ALT, (-AC) CA
1.4 TSI, 1.4 TSI E85-100	11/12-	CHPA, CMBA, CPTA, CPVA, CUKA, CXSA	90-103	1395	6PK1000 6PK737 CT1167	ALT, (AC) ALT, (-AC) CA
1.6 TDI, 1.6 TDI 4motion	11/12-	CLHA	77	1598	6PK1025 6PK799 ELAST VD1076 CT1168	ALT, (AC) ALT, (-AC) CA
2.0 TDI, 2.0 TDI 4motion	11/12-	CKFC, CRBC, CRLB, CRMB	110	1968	6PK1025 6PK799 ELAST VD1076 CT1168	ALT, (AC) ALT, (-AC) CA
ILTIS (183)						
1.7	03/79-12/88	YX, WL	55	1714	AVX10X940 CT637 CT637K1	ALT CA CA



ContiTech



VW


ILTIS (183)

1.1	08/78-02/84	GG, FA	37	1093	AVX10X685 AVX10X695 CT633 CT633WP1	ALT, CH-NO 16A0279404⇨, 09/1981⇨ ALT, ⇨CH-NO 16A0279403, ⇨09/1981 CA CA
1.3	08/79-02/84	GF	44	1272	AVX10X685 AVX10X695 CT633 CT633WP1	ALT, CH-NO 16A0279404⇨, 09/1981⇨ ALT, ⇨CH-NO 16A0279403, ⇨09/1981 CA CA
1.5	08/78-02/84	JB	51	1457	AVX10X730 AVX10X850 AVX10X940 AVX10X950 AVX13X1025 CT637 CT637K1	PS ALT, (AC) ALT, 08/1981⇨ ALT, ⇨08/1981 AC CA CA
1.6	08/78-02/84	FR	63	1588	AVX10X730 AVX10X850 AVX10X940 AVX10X950 AVX13X1025 CT637 CT637K1	PS ALT, (AC) ALT, 08/1981⇨ ALT, ⇨08/1981 AC CA CA
	08/82-07/83	EW	55	1595	AVX10X850 AVX10X940 AVX13X1025 CT637 CT637K1	ALT, (AC) ALT, (-AC) AC CA CA
1.6 D, 1.6 TD	08/80-02/84	CR, CY, JK	40-51	1588	AVX10X740 AVX10X875 AVX13X950 CT513 CT513K1	PS ALT AC CA CA
1.6 GLI	08/78-07/82	EG	81	1588	AVX10X730 AVX10X940 AVX10X950 AVX13X950 CT637 CT637K1	PS ALT, 08/1981⇨ ALT, ⇨08/1981 AC CA CA
1.8	08/82-02/84	DX, JJ	82	1781	AVX10X630 AVX10X630 AVX10X730 AVX10X865 AVX10X940 AVX13X950 CT637 CT637K1	ALT, (AC) ALT, (PS), (AC) PS ALT, (PS) ALT AC CA CA

JETTA II (19E, 1G2, 165)

1.3, 1.3 KAT	01/84-12/91	MH, HK, NZ, 2G	40	1272	11,9X710Ld AVX10X685 CT629 CT633 CT629WP1 CT633WP1	ALT, CH-NO MW000001⇨, MB000001⇨ ALT, ⇨CH-NO LB300000, LW990000 CA, MTR-NO NZ200001⇨, 2G262740⇨ CA, ⇨MTR-NO NZ200000, 2G262739 CA, MTR-NO NZ200001⇨, 2G262740⇨ CA, ⇨MTR-NO NZ200000, 2G262739
1.6	03/86-10/91	PN, RF	51-53	1595	AVX10X630 AVX10X730 AVX10X865 AVX10X950 AVX13X950 CT637 CT637K1	ALT, (AC) PS ALT, (PS) ALT AC CA CA
	01/84-07/92	EZ, ABN, HM	55	1595	AVX10X630	ALT, (AC)





VW

JETTA II (19E, 1G2, 165)

1.6 D, 1.6 TD	01/84-10/91	1V, JP, JR, ME, MF, RA, SB	40-59	1588	AVX10X730 AVX10X865 AVX10X940 AVX10X950 AVX13X950 CT637 CT637K1	PS ALT, (PS) ALT, ⇨07/1985 ALT, 07/1985⇨ AC CA CA
1.8, 1.8 KAT, 1.8 Syncro	01/84-10/91	EV, GU, GX, GZ, HV, PB, PF, RH, RP	62-82	1781	11,9X950Ld AVX10X685 AVX10X700 AVX10X735 AVX13X950 CT513 CT513K1	ALT ALT, ⇨CH-NO F350000, (AC) ALT, (AC), CH-NO F350001⇨ PS AC CA CA
1.8 16V	08/86-10/91	KR, PL	95-102	1781	AVX10X630 AVX10X730 AVX10X865 AVX10X940 AVX10X950 AVX13X950 CT637 CT637K1	ALT, (AC) PS ALT, (PS) ALT, ⇨08/1987 ALT, 08/1987⇨ AC CA
1.8, 1.8 Syncro	08/85-07/91	1P, RD	72-79	1781	AVX10X630 AVX10X730 AVX10X865 AVX10X950 AVX13X950 CT637	ALT, (AC) PS ALT, (PS) ALT AC CA

JETTA III (1K2)

1.4 TSI	07/06-10/10	BMY	103	1390	5PK491 6PK1698 AP9012 AP9012	AIRC, MTR-CODE: BMY ALT, (AC) ALT, (Valeo), OE-NO 03C 903 023 G, FOR ALT: 110A ALT, (Bosch), OE-NO 03C 903 023 A, FOR ALT: 140A
		BLG	125	1390	5PK491 6PK1698 AP9012 AP9012	AIRC, MTR-CODE: BLG ALT, (AC) ALT, (Valeo), OE-NO 03C 903 023G, FOR ALT: 110A ALT, (Bosch), OE-NO 03C 903 023 A, FOR ALT: 140A
	05/07-10/10	CAXA	90	1390	6PK1090 6PK1733 AP9012 AP9012	ALT, (AC) ALT, (AC) ALT, (Valeo), OE-NO 03C 903 023 G, FOR ALT: 110A ALT, (Bosch), OE-NO 03C 903 023 A, FOR ALT: 140A
	07/08-10/10	CAVD	118	1390	5PK491 6PK1600 6PK1698 AP9012	AIRC ALT, (-AC) ALT, (AC) ALT, (Bosch), FOR ALT: 140A, OE-NO 03C 903 023 A
	10/05-10/10	BGU, BSE, BSF, CCSA	75	1595	6PK1045 AP9001 CT908 CT908K1 CT908WP1	ALT, (AC) MTR-CODE: BSF, BSE, ALT, (Bosch), FOR ALT: 140A, OE-NO 06F903023F CA, MTR-CODE: BSE, BSF CA, MTR-CODE: BSE, BSF CA
1.6 FSI	09/05-10/10	BLF	85	1598	6PK1733	ALT, PS, AC
1.6 MultiFuel	01/08-10/10	CCSA	75	1595	6PK1045 AP9001	ALT, (AC) ALT, (Bosch), FOR ALT: 120A, OE-NO 06F903023F

VW



VW

JETTA III (1K2)



1.6 TDI	06/09-10/10	CAYC	77	1598	AP9001 CT908 CT908K1 CT908WP1	ALT, (Valeo), FOR ALT: 120A, OE-NO 03L903023C CA, MTR-CODE: BSE, BSF CA, MTR-CODE: BSE, BSF CA
1.9 TDI	08/05-10/10	BKC, BLS, BXE	77	1896	6PK1070 6PK842 ELAST 6PK842 ELAST T1 AP9001 AP9001 VD1076 VD1111 MS18 CT1139	MTR-CODE: CAYB, CAYC, ALT, (AC) MTR-CODE: CAYB, CAYC, ALT, (-AC) MTR-CODE: CAYB, CAYC, ALT, (-AC) ALT, (Bosch), FOR ALT: 140A, OE-NO 06F903023F ALT, (Valeo), FOR ALT: 140A, OE-NO 03L903023 MTR-CODE: CAYB, CAYC, ⇨10/2009 MTR-CODE: CAYB, CAYC, 11/2009⇨ ONLY WITH VD1076 MTR-CODE: CAYB, CAYC, CA
2.0 FSI	08/05-10/10	BLX, BLY, BLR, BVY, BVZ	110	1984	6PK1050 6PK1050D2 AP9001 AP9001 AP9012 AP9012 VD1076 MS18 CT1028 CT1028K3 CT1028WP3	ALT, (AC) ALT, (AC) ALT, (Bosch), FOR ALT: 110A, OE-NO 06F903023D, FOR ALT: 140A, OE-NO 06F903023F ALT, (Valeo), FOR ALT: 110A, OE-NO 06F903023E, FOR ALT: 140A, OE-NO 06F903023C ALT, (Valeo), OE-NO 03C 903 023 G, FOR ALT: 110A, MTR-CODE: BLZ ALT, (Bosch), OE-NO 03C 903 023 A, FOR ALT: 140A, MTR-CODE: BLZ ONLY WITH VD1076 CA, WP CA, WP CA, WP
2.0 TDI	10/05-10/10	BMM	103	1968	6PK1045 AP9001 VD1107 CT1088 CT1088K1	ALT, (AC) ALT, (Bosch), FOR ALT: 140A, OE-NO 06F903023F CA, MTR-CODE: BLY, BLR, BWA CA
2.0 TDI	10/06-10/10	BMN, CEGA	125	1968	6PK1050 6PK1050D2 AP9001 AP9001 VD1076 MS18 CT1028 CT1028K3 CT1028WP4	ALT, PS, (AC) ALT, PS, (AC) ALT, (Valeo), FOR ALT: 110A, OE-NO 06F903023E ALT, (Bosch), FOR ALT: 140A, OE-NO 06F903023F ONLY WITH VD1076 CA, WP CA, WP CA, WP
2.0 TDI, 2.0 TDI 16V	09/05-10/10	AZV, BKD, CBDA, CBDB, CJAA	100-103	1968	6PK1050 6PK1070 6PK842 ELAST 6PK948 6PK1050D2 6PK842 ELAST T1 AP9001	MTR-CODE: AZV, BKD, ALT, (AC) MTR-CODE: CBDA, CBDB, CBEA, CJAA, ALT, (AC) MTR-CODE: CBDA, CBDB, CBEA, CJAA, ALT, (-AC) MTR-CODE: AZV, BKD, ALT, (-AC) MTR-CODE: AZV, BKD, ALT, (AC) MTR-CODE: CBDA, CBDB, CBEA, CJAA, ALT, (-AC) (Valeo), FOR ALT: 110A, OE-NO 06F903023E, FOR ALT: 140A, OE-NO 06F903023C





VW						
JETTA III (1K2)						
					AP9001 VD1076 MS18 CT1051 CT1134 CT1051K1 CT1051K2 CT1134K1 CT1051WP1 CT1051WP2 CT1134WP2	ALT, (Bosch), FOR ALT: 110A, OE-NO 06F903023D, FOR ALT: 140A, OE-NO 06F903023F MTR-CODE: AZV, BKD, CBDA, CBDB, CJAA ONLY WITH VD1076 MTR-CODE: AZV, BKD, CA, WP MTR-CODE: CBDA, CBDB, CBEA, CJAA, CA, WP MTR-CODE: AZV, BKD, CA, WP, ⇨CH-NO 1K-6-899 000 CA, WP, MTR-CODE: AZV, BKD, CH-NO 1K-7-000 001⇨ MTR-CODE: CBDA, CBDB, CBEA, CJAA, CA, WP CA, WP, MTR-CODE: AZV, BKD, ⇨CH-NO 1K-6-899 000 CA, WP, MTR-CODE: AZV, BKD, CH-NO 1K-7-000 001⇨ MTR-CODE: CBDA, CBDB, CJAA, CA, WP
2.0 TFSI	10/05-10/10	AXX, BWA, BPY, CAWB, CCTA, CBFA, CCZA	147	1984	6PK1054 6PK1120 6PK955 AP9001 CT1088 CT1143 CT1088K1	ALT, (AC), MTR-CODE: BWA, BPY ALT, (AC), MTR-CODE: CCTA, CAWB, CBFA ALT, (-AC), MTR-CODE: BWA, BPY MTR-CODE: BWA, BPY, ALT, (Bosch), FOR ALT: 140A, OE-NO 06F903023F CA, WP, MTR-CODE: BWA, BPY WP, MTR-CODE: CCTA, CAWB, CBFA CA, WP, MTR-CODE: BWA, BPY
2.5 FSI	01/06-10/10	BTK, BGP, CBTA, CBUA, CCCA	110-125	2480	5PK1060 5PK925	ALT, (AC) ALT, (-AC)
JETTA IV (162)						
1.2 TSI	02/11-	CBZB	77	1197	6PK1432 6PK1693 AP9012 AP9012	ALT, (AC) ALT, (AC) ALT, (Bosch), FOR ALT: 140A, OE-NO 03F 903 023 D, 03C 903 025 F ALT, (Valeo), FOR ALT: 110A, OE-NO 03F 903 023 E
1.4 TSI	04/11-	CAVD, CTHD	118	1390	5PK491 6PK1600 6PK1698	AIRC ALT, (AC) ALT, (AC)
1.4 TSI Hybrid	04/11-	CNLA, CRJA	110	1395	5PK491 6PK1698 CT1167 CT1169	AIRC ALT CA WP
1.6 TDI	02/11-	CAYC	77	1598	6PK1070 6PK842 ELAST 6PK842 ELAST T1 AP9001 AP9001 VD1111 CT1139	MTR-CODE: CAYB, CAYC, ALT, (AC) MTR-CODE: CAYB, CAYC, ALT, (-AC) MTR-CODE: CAYB, CAYC, ALT, (-AC) ALT, (Bosch), FOR ALT: 140A, OE-NO 06F903023F ALT, (Valeo), FOR ALT: 140A, OE-NO 03L903023F MTR-CODE: CAYB, CAYC MTR-CODE: CAYB, CAYC, CA
2.0	06/10-	CBPA, CKJA	85	1984	6PK1195 CT908 CT908K1 CT908WP2	ALT, (AC) CA CA CA
2.0 TDI	02/11-	CFFB, CJAA, CFHC, CLCB	103	1968	6PK1070 6PK842 ELAST 6PK842 ELAST T1 AP9001 VD1076 VD1111 MS18 CT1134 CT1139 CT1134K1	ALT, (AC) ALT, (-AC) ALT, (-AC) ALT, (Bosch), FOR ALT: 140A, OE-NO 06F 903 023 F MTR-CODE: CJAA MTR-CODE: CLCA, CLCB, CFHC, CFFB ONLY WITH VD1076 MTR-CODE: CJAA, CA MTR-CODE: CLCB, CLCA, CFHC, CFFB, CA MTR-CODE: CJAA, CA

VW



ContiTech



VW

JETTA IV (162)

					CT1134WP1	MTR-CODE: CJAA, 05/2012⇨, CA
					CT1134WP2	MTR-CODE: CJAA, ⇨04/2012, CA
	10/10-	CLCA	81	1968	6PK1070	MTR-CODE: CLCA, ALT, (AC)
					6PK842 ELAST	MTR-CODE: CLCA, ALT, (-AC)
					6PK842 ELAST T1	MTR-CODE: CLCA, ALT, (-AC)
					AP9001	ALT, (Bosch), FOR ALT: 140A, OE-NO 06F903023F
					VD1111	MTR-CODE: CLCA
					CT1139	MTR-CODE: CLCA, CA
2.0 TSI	12/10-	CCTA, CBFA, CCZA	147	1984	6PK1120	ALT
					CT1143	WP
2.5 FSI	04/10-	CBTA, CBUA, CCCA	125	2480	5PK934	ALT, (AC)

KAEFER

1200 1.2	01/60-12/85	D	25	1192	AVX10X900	ALT
1600, 1600 i	05/73-07/03	ACD, AF	34	1584	11,3X912Ld	ALT

KAEFER Cabriolet (15)

1303 1.3	07/70-03/81	AB	32	1285	AVX10X905	ALT
----------	-------------	----	----	------	------------------	-----

LT 28-35 I (281-363)

2.0	04/75-09/83	CH	55	1984	AVX10X1013	ALT
					AVX10X800	HYDP
					AVX10X900	ALT, 1.HYPD
					AVX10X900	ALT, (AC)
					CT637	CA
					CT637K1	CA
2.4 D, 2.4 D Syncro	12/78-07/92	CP, DW	55	2383	AVX10X1025	VACP
					AVX10X800	ALT, CH-NO 28-G-016 822⇨
					AVX10X813	ALT, ⇨CH-NO 28-G-016 821
					AVX13X800	PS
					AVX13X875	AC
					CT641	INJP
					CT704	CA
					CT704K1	CA
					CT704WP1	CA
	08/89-06/96	ACT, 1S	51	2383	AVX10X1025	VACP
					AVX10X800	ALT, CH-NO 28-G-016 822⇨
					AVX10X813	ALT, ⇨CH-NO 28-G-016 821
					AVX13X800	PS
					AVX13X875	AC
					CT641	INJP, MTR-CODE: 1S, ACL, ACT
					CT704	CA, MTR-CODE: 1S
					CT758	CA, MTR-CODE: ACL, ACT
					CT704K1	CA, MTR-CODE: 1S
					CT704WP1	CA, MTR-CODE: 1S
2.4 i	08/89-06/96	1E	69	2383	AVX10X1025	VACP
					AVX10X800	ALT, CH-NO 28G016822⇨
					AVX10X813	ALT, ⇨CH-NO 28G016821
					AVX13X800	PS
					AVX13X875	AC
					CT573	CA, ⇨CH-NO 28E025000
					CT685	CA, CH-NO 28F000001⇨
2.4 TD	08/82-09/93	1G, DV	68-75	2383	AVX10X1025	VACP
					AVX10X800	ALT, CH-NO 28G016822⇨
					AVX10X813	ALT, ⇨CH-NO 28G016821
					AVX13X800	PS
					AVX13X875	AC
					CT641	INJP
					CT704	CA
					CT758	CA, MTR-CODE: ACL, ACT
					CT704K1	CA
					CT704WP1	CA
2.4 TD, 2.4 TD Syncro	06/92-06/96	ACL	70	2383	AVX10X1025	VACP





VW					
LT 28-35 I (281-363)					
↔					AVX10X800 ALT, CH-NO 28G016822↔ AVX10X813 AVX13X800 PS AVX13X875 AC CT641 INJP CT758 CA, MTR-CODE: ACL, ACT
2.4, 2.4 Syncro	12/82-07/92	DL	66	2383	AVX10X1025 VACP AVX10X800 ALT, CH-NO 28-G-016 822↔ AVX10X813 ALT, ↔CH-NO 28-G-016 821 AVX13X800 PS AVX13X875 AC 2PJ860 2.FAN CT573 CA, ↔CH-NO 28-E-025 000 CT685 CA, CH-NO 28-F-000 001↔
LT 28-35 II (2DM, 2DX0AE, 2DX0FE)					
2.3	05/96-07/06	AGL	105	2295	6PK2115 ALT, WP, PS 6PK2215 ALT, WP, AC, PS
2.5 SDI	07/96-07/06	AGX	55	2461	6PK1715 ALT, (AC), CH-NO 2D-Y-009 087↔ 6PK1750 ALT, (AC), ↔CH-NO 2D-Y-009 086 6PK2080 ALT, 2.GEN, 08/2003↔ 6PK2120 ALT, 2.GEN, ↔08/2003 6PK2145 ALT, 2.HYPD, CH-NO 2D-Y-009 206↔ 6PK2145 ALT, (AC) 6PK2170 ALT, 2.HYPD, ↔CH-NO 2D-Y-009 205 6PK1715D1 ALT, (AC), CH-NO 2D-Y-009 087↔ 6PK1750D1 ALT, (AC), ↔CH-NO 2D-Y-009 086 MS42 ONLY WITH VD1002 VD1002 MS05 ONLY WITH VD1002 CT914 INJP CT939 CA CT914K1 INJP CT939K3 CA CT939WP3 CA
2.5 TDI	05/99-07/06	ANJ, APA, AVR	66-80	2461	6PK1715 ALT, (AC), CH-NO 2D-Y-009 087↔ 6PK1750 ALT, (AC), ↔CH-NO 2D-Y-009 086 6PK2080 ALT, 2.GEN, 08/2003↔ 6PK2120 ALT, 2.GEN, ↔08/2003 6PK2145 ALT, (AC) 6PK2145 ALT, 2.HYPD, CH-NO 2D-Y-009 206↔ 6PK2170 ALT, 2.HYPD, ↔CH-NO 2D-Y-009 205 6PK1715D1 ALT, (AC), CH-NO 2D-Y-009 087↔ 6PK1750D1 ALT, (AC), ↔CH-NO 2D-Y-009 086 MS42 ONLY WITH VD1002 VD1002 MS05 ONLY WITH VD1002 CT914 INJP CT939 CA CT914K1 INJP CT939K2 CA CT939WP2 CA
	05/01-07/06	BBE, BBF	61-70	2461	6PK1715 ALT, (AC), CH-NO 2D-Y-009 087↔ 6PK1750 ALT, (AC), ↔CH-NO 2D-Y-009 086 6PK2080 ALT, 2.GEN 6PK2145 ALT, (AC) 6PK2145 ALT, 2.HYPD, CH-NO 2D-Y-009 206↔ 6PK2170 ALT, 2.HYPD, ↔CH-NO 2D-Y-009 205 6PK1715D1 ALT, (AC), CH-NO 2D-Y-009 087↔ 6PK1750D1 ALT, (AC), ↔CH-NO 2D-Y-009 086 MS42 ONLY WITH VD1002 VD1002





VW

LT 28-35 II (2DM, 2DX0AE, 2DX0FE)

	05/96-08/99	AHD	75	2461	MS05 CT914 CT939 CT914K1 CT939K2 CT939WP2	ONLY WITH VD1002 INJP CA INJP CA CA, ⇨CH-NO 2D-6-020 000
					6PK1715 6PK1750 6PK2120 6PK2145 6PK2145 6PK2170 6PK1715D1 6PK1750D1 MS42 VD1002 MS05 CT914 CT939 CT914K1 CT939K2 CT939WP2	ALT, (AC), CH-NO 2D-Y-009 087⇨ ALT, (AC), ⇨CH-NO 2D-Y-009 086 ALT, 2.GEN ALT, (AC) ALT, 2.HYPD, CH-NO 2D-Y-009 206⇨ ALT, 2.HYPD, ⇨CH-NO 2D-Y-009 205 ALT, (AC), CH-NO 2D-Y-009 087⇨ ALT, (AC), ⇨CH-NO 2D-Y-009 086 ONLY WITH VD1002 ONLY WITH VD1002 INJP CA INJP CA CA
2.8 TDi	05/01-06/06	BCQ	116	2798	6PK1685 6PK2155 AP9033	ALT, (AC) ALT, (AC) ALT, (Bosch), FOR ALT: 90A, ALT-No: 0 124 325 088, OE-NO 074 903 026, FOR ALT: 120A, ALT-No: 0 124 515 110, OE-NO 074 903 025 T

LT 28-46 II (2DM, 2DX0AE, 2DX0FE)

2.3	05/96-07/06	AGL	105	2295	6PK2115 6PK2215	ALT, WP, PS ALT, WP, AC, PS
2.5 SDI	09/96-07/06	AGX	55	2461	6PK1715 6PK1750 6PK2080 6PK2120 6PK2145 6PK2145 6PK2170 6PK1715D1 6PK1750D1 MS42 VD1002 MS05 CT914 CT939 CT914K1 CT939K3 CT939WP3	ALT, (AC), CH-NO 2D-Y-009 087⇨ ALT, (AC), ⇨CH-NO 2D-Y-009 086 ALT, 2.GEN, 08/2003⇨ ALT, 2.GEN ALT, (AC) ALT, 2.HYPD, CH-NO 2D-Y-009 206⇨ ALT, 2.HYPD, ⇨CH-NO 2D-Y-009 205 ALT, (AC), CH-NO 2D-Y-009 087⇨ ALT, (AC), ⇨CH-NO 2D-Y-009 086 ONLY WITH VD1002 ONLY WITH VD1002 INJP CA INJP CA CA
					2.5 TDI	05/99-07/06



VW					
LT 28-46 II (2DM, 2DX0AE, 2DX0FE)					
					CT914K1 INJP CT939K2 CA CT939WP2 CA
	05/01-07/06	BBE, BBF	61-70	2461	6PK1715 ALT, (-AC), CH-NO 2D-Y-009 087⇨ 6PK1750 ALT, (-AC), ⇨CH-NO 2D-Y-009 086 6PK2080 ALT, 2.GEN 6PK2145 ALT, (AC) 6PK2145 ALT, 2.HYPD, CH-NO 2D-Y-009 206⇨ 6PK2170 ALT, 2.HYPD, ⇨CH-NO 2D-Y-009 205 6PK1715D1 ALT, (-AC), CH-NO 2D-Y-009 087⇨ 6PK1750D1 ALT, (-AC), ⇨CH-NO 2D-Y-009 086 MS42 ONLY WITH VD1002 VD1002 MS05 ONLY WITH VD1002 CT914 INJP CT939 CA CT914K1 INJP CT939K2 CA CT939WP2 CA, ⇨CH-NO 2D-6-020 000
	05/96-08/99	AHD	75	2461	6PK1715 ALT, (-AC), CH-NO 2D-Y-009 087⇨ 6PK1750 ALT, (-AC), ⇨CH-NO 2D-Y-009 086 6PK2120 ALT, 2.GEN 6PK2145 ALT, (AC) 6PK2145 ALT, 2.HYPD, CH-NO 2D-Y-009 206⇨ 6PK2170 ALT, 2.HYPD, ⇨CH-NO 2D-Y-009 205 6PK1715D1 ALT, (-AC), CH-NO 2D-Y-009 087⇨ 6PK1750D1 ALT, (-AC), ⇨CH-NO 2D-Y-009 086 MS42 ONLY WITH VD1002 VD1002 MS05 ONLY WITH VD1002 CT914 INJP CT939 CA CT914K1 INJP CT939K2 CA CT939WP2 CA
2.8 TDI	06/97-07/06	AGK, ATA	92-96	2799	AVX10X900 VACP 6PK1642 ALT, (AC) 6PK2000 2.GEN, HYDP, (2x ALT) 6PK2130 ALT, (AC)
	04/02-07/06	AUH, BCQ	116	2799	6PK1685 MTR-CODE: AUH, BCQ, ALT, (-AC) 6PK2155 MTR-CODE: AUH, BCQ, ALT, (AC) AP9033 ALT, (Bosch), FOR ALT: 90A, ALFNr: 0 124 325 088, OE-NO 074 903 026, FOR ALT: 120A, ALFNr: 0 124 515 110, OE-NO 074 903 025 T
LT 40-55 I (291-512, 293-909)					
2.4 D	07/90-05/96	ACT, 1S	51	2383	AVX10X1025 VACP AVX10X800 ALT, CH-NO 28-G-016 822⇨ AVX10X813 ALT, ⇨CH-NO 28-G-016 821 AVX13X800 PS AVX13X875 AC CT641 INJP, MTR-CODE: 1S, ACL, ACT CT704 CA, MTR-CODE: 1S CT758 CA, MTR-CODE: ACL, ACT CT704K1 CA, MTR-CODE: 1S CT704WP1 CA, MTR-CODE: 1S
2.4 D, 2.4 D 4WD	12/78-07/92	CP, DW	55	2383	AVX10X1025 VACP AVX10X800 ALT, CH-NO 28-G-016 822⇨ AVX10X813 ALT, ⇨CH-NO 28-G-016 821 AVX13X800 PS AVX13X875 AC CT641 INJP

VW



VW

LT 40-55 I (291-512, 293-909)



					CT704 CT704K1 CT704WP1	CA CA CA
2.4 TD	08/88-08/92	1G	68	2383	AVX10X800 AVX10X813 AVX13X800 AVX13X875 CT704 CT704K1 CT704WP1	ALT, CH-NO 28-G-016822⇨ ALT, ⇨CH-NO 28-G-016821 PS AC CA CA CA
2.4 TD, 2.4 TD 4WD	08/78-09/93	DV	75	2383	AVX10X800 AVX10X813 AVX13X800 AVX13X875 CT641 CT704 CT704K1 CT704WP1	ALT, CH-NO 28-G-016 822⇨ ALT, ⇨CH-NO 28-G-016 821 PS AC INJP CA CA CA
2.4 TD, 2.4 TD Syncro	06/92-05/96	ACL	70	2383	AVX10X1025 AVX10X800 AVX10X813 AVX13X800 AVX13X875 CT641 CT758	VACP ALT, CH-NO 28G016822⇨ PS AC INJP CA, MTR-CODE: ACL, ACT
2.4, 2.4 4WD, 2.4 Syncro	12/82-07/92	DL	66	2383	AVX10X1025 AVX10X800 AVX10X813 AVX13X800 AVX13X875 2PJ860 CT573 CT685	VACP ALT, CH-NO 28-G-016 822⇨ ALT, ⇨CH-NO 28-G-016 821 PS AC 2.FAN CA, ⇨CH-NO 28-E-025 000 CA, CH-NO 28-F-000 001⇨
LUPO (6X1, 6E1) 1.0	10/98-05/00	AHT	37	997	6PK1480 6PK1520 6PK1880	ALT, (-PS), (AC), MTR-CODE: AHT ALT, (PS), (-AC), MTR-CODE: AHT ALT, (PS), (AC), MTR-CODE: AHT
	09/98-07/05	AER, ALL, ALD, ANV, AUC	37	999	6PK1070 6PK1125 6PK751 CT846 CT846K1 CT846K2 CT846WP1 CT846WP2	ALT, (PS), (-AC), MTR-CODE: AER, AUC, ALL, ALD, ANV ALT, (PS), (AC), MTR-CODE: AER, AUC, ALL, ALD, ANV ALT, (-PS), (-AC), MTR-CODE: AER, AUC, ALL, ALD, ANV CA, MTR-CODE: AER, ALL, ALD, ANV, AUC CA, MTR-CODE: AER, ALL, ALD, ANV, AUC, ⇨CH-NO 6X-Y-060 000 CA, MTR-CODE: AER, ALL, ANV, ALD, AUC, CH-NO 6X-Y-060 001⇨ CA, MTR-CODE: AER, ALL, ALD, ANV, AUC, ⇨CH-NO 6X-Y-060 000 CA, MTR-CODE: AER, ALL, ANV, ALD, AUC, CH-NO 6X-Y-060 001⇨
1.2 TDI 3L	07/99-07/05	ANY, AYZ	45	1191	6PK858 6PK995 AP9001 CT1090 CT1090K1 CT1090K2	ALT, PS, (-AC) ALT, PS, (AC) ALT, (Bosch), FOR ALT: 70A, OE-NO 045903023B, FOR ALT: 90A, OE-NO 045903023, FOR ALT: 120A, OE-NO 045903023A CA CA CA
1.4	10/00-07/05	AUD	44	1390	6PK1070 6PK1125 6PK751	ALT, (PS), (-AC) ALT, (PS), (AC) ALT, (-PS), (-AC)





VW						
LUPU (6X1, 6E1)						
					CT846 CT846K2 CT846WP2	CA CA CA
1.4 16V	08/99-07/05	AFK, AQQ, AUB	74	1390	6PK1070 6PK1125 CT957(SET) CT957K1 CT957WP1	ALT, (PS), (-AC) ALT, (PS), (AC) CA CA CA
	09/98-07/05	AHW, AKQ, APE, AUA, BBY	55	1390	6PK1070 6PK1125 CT957(SET) CT957K1 CT957K1 CT957K1 CT957K2 CT957K2 CT957WP1 CT957WP1 CT957WP1 CT957WP4 CT957WP4	ALT, (PS), (-AC) ALT, (PS), (AC) CA CA, MTR-CODE: AHW, MTR-NO 164201⇨ MTR-CODE: AKQ, CA, MTR-NO 241245⇨ MTR-CODE: APE, AUA, BBY, CA MTR-CODE: AKQ, CA, ⇨MTR-NO 241244 CA, MTR-CODE: AHW, ⇨MTR-NO 164200 MTR-CODE: AKQ, CA, MTR-NO 241245⇨ MTR-CODE: AHW, CA, MTR-NO 164201⇨ MTR-CODE: APE, AUA, BBY, CA CA, MTR-CODE: AHW, ⇨MTR-NO 164200 CA, MTR-CODE: AKQ, ⇨MTR-NO 241244
1.4 FSI	02/01-07/05	ARR	77	1390	6PK1084 6PK745 CT957(SET) CT957K1 CT957WP1	ALT, (AC) ALT, (AC) CA CA CA
1.4 TDI	01/99-07/05	AMF	55	1422	6DPK1188 6PK1120 AP9001 CT1028 CT1028K1 CT1028K2 CT1028K3 CT1028K4 CT1028K5 CT1028WP1	ALT, PS, (AC) ALT, PS, (-AC) ALT, (Bosch), FOR ALT: 70A, OE-NO 045903023B, FOR ALT: 90A, OE-NO 045903023, FOR ALT: 120A, OE-NO 04590323A CA, WP CA, WP, ⇨MTR-NO 011 494 CA, WP, MTR-NO 011 495⇨, ⇨CH-NO 6X-2-015 000 CA, WP, CH-NO 6X-2-015 001⇨ CA, WP, MTR-NO 011 495⇨, ⇨CH-NO 6X-2-015 000 CA, WP, ⇨MTR-NO 011 494 CA, WP, CH-NO 6X-2-015 001⇨, ⇨CH-NO 6X-2-100 000
1.6 GTI	09/00-07/05	AVY	92	1598	6PK1070 6PK1153 CT957(SET) CT957K1 CT957WP2	ALT, PS ALT, PS, AC CA CA CA
1.7 SDI	09/98-07/05	AKU	44	1716	5PK1219 AP9057 CT1012 CT1012K1 CT1012K2	ALT, PS ALT, (Bosch), FOR ALT: 70A, OE-NO 038 903 025, FOR ALT: 90A, OE-NO 038 903 025 A CA CA CA
MULTIVAN V (7HM, 7HN, 7HF, 7EF, 7EM, 7EN)						
1.9 TDI	04/03-11/09	AXB	77	1896	6DPK1195 6DPK1195 6DPK1215 6DPK1215 6PK1120 6PK1120 6PK1138 6PK1138	ALT, PS, (AC), ⇨CH-NO 7H-6H079 890 ALT, PS, (AC), ⇨CH-NO 7H-6X022 356 ALT, PS, (AC), CH-NO 7H-6H079 891⇨ ALT, PS, (AC), CH-NO 7H-6X022 357⇨ ALT, PS, (-AC), ⇨CH-NO 7H-6H079 890 ALT, PS, (-AC), ⇨CH-NO 7H-6X022 356 ALT, PS, (-AC), CH-NO 7H-6H079 891⇨ ALT, PS, (-AC), CH-NO 7H-6X022 357⇨





VW

MULTIVAN V (7HM, 7HN, 7HF, 7EF, 7EM, 7EN)

					6DPK1195D1 ALT, PS, (AC), CH-NO 7H-5-075 001 ⇄, ⇄CH-NO 7H-6H079 890, 7H-6X022 356 6DPK1215D1 ALT, PS, (AC), CH-NO 7H-6H079 891 ⇄ 6DPK1215D1 ALT, PS, (AC), CH-NO 7H-6X022 357 ⇄ AP9001 ALT, (Bosch), FOR ALT: 90A, OE-NO 038903023L, 038903024D, FOR ALT: 120A, OE-NO 028903028E, 038903024F, FOR ALT: 140A, OE-NO 06F903023A, 06F903023J VD1076 MTR-CODE: AXB, AXC, CH-NO 7J-5-022 001 ⇄, 7H-5H081 001 ⇄, 7H-5X022 401 ⇄ VD1091 MTR-CODE: AXB, AXC, ⇄CH-NO 7J-5-022 000, 7H-5H081 000, 7H-5X022 400 MS17 ONLY WITH VD1091 MS18 ONLY WITH VD1076 CT1028 CA, WP CT1028K3 CA, WP CT1028WP3 CA, WP
	06/06-11/09	BRS	75	1896	6DPK1215 ALT, (AC), CH-NO 7J-6-000 001 ⇄, 7H-6-000 001 ⇄, ⇄CH-NO 7J-6-050 000, 7H-6-200 000 6PK1138 ALT, (AC), CH-NO 7J-6-000 001 ⇄, 7H-6-000 001 ⇄, ⇄CH-NO 7J-6-050 000, 7H-6-200 000 6DPK1215D1 ALT, PS, (AC) AP9001 ALT, (Bosch), FOR ALT: 90A, OE-NO 038903023L, 038903024D, FOR ALT: 120A, OE-NO 028903028E, 038903024F, FOR ALT: 140A, OE-NO 06F903023A, 06F903023J VD1076 MS17 ONLY WITH VD1091 MS18 ONLY WITH VD1076 CT1028 CA, WP CT1028K3 CA, WP CT1028WP3 CA, WP
	01/06-11/09	BRR	62	1896	6DPK1215 ALT, (AC) 6PK1138 ALT, (AC) 6DPK1215D1 ALT, PS, (AC) AP9001 ALT, (Bosch), FOR ALT: 90A, OE-NO 038903023L, 038903024D, FOR ALT: 120A, OE-NO 028903028E, 038903024F, FOR ALT: 140A, OE-NO 06F903023A, 06F903023J VD1076 MS17 ONLY WITH VD1091 MS18 ONLY WITH VD1076 CT1028 CA CT1028K3 CA CT1028WP3 CA
2.0	11/03-	AXA	85	1984	6DPK1195 ALT, PS, AC 6PK1120 ALT, PS AP9001 ALT, (Bosch), FOR ALT: 120A, OE-NO 028 903 028 E, 038 903 024 F, FOR ALT: 140A, OE-NO 06F903023A, 06F903023J VD1107 CT908 CA CT908K1 CA CT908WP2 CA
2.0 BiTDI, 2.0 BiTDI 4motion, 2.0 TDI	09/09-	CAAA, CAAB, CAAC, CCHA, CFCA	62-132	1968	6PK1080 MTR-CODE: CAAA, CAAB, CAAC, CAAE, CCHA, CCHB, CFCA, ALT, (-AC) 6PK1555 MTR-CODE: CAAA, CAAB, CAAC, CAAE, CCHA, CCHB, CFCA, ALT, (AC) AP9022 ALT, (Bosch), FOR ALT: 110A, OE-NO 06F903023L, FOR ALT: 140A, OE-NO 06F903023N, FOR ALT: 180A, OE-NO 03G903023F





VW MULTIVAN V (7HM, 7HN, 7HF, 7EF, 7EM, 7EN)					
					VD1111 MTR-CODE: CAAA, CAAB, CAAC, CAAE, CCHA, CCHB, CFCA CT1139 MTR-CODE: CAAA, CAAB, CAAC, CAAE, CCHA, CCHB, CFCA, CA CT1139K2 MTR-CODE: CAAA, CAAB, CAAC, CAAE, CCHA, CCHB, CFCA, CA, 12/2010⇒ CT1139WP6 MTR-CODE: CAAA, CAAB, CAAC, CAAE, CCHA, CCHB, CFCA, CA, WP, 12/2010⇒
2.0 TDI	05/11-	CAAD	84	1968	6PK1080 ALT, (-AC) 6PK1555 ALT, (AC) VD1111 CT1139 CA CT1139K2 CA CT1139WP6 CA, WP
2.0 TDI, 2.0 TDI 4motion	05/10-	CAAE, CCHB	100	1968	6PK1080 MTR-CODE: CAAA, CAAB, CAAC, CAAE, CCHA, CCHB, CFCA, ALT, (-AC) 6PK1555 MTR-CODE: CAAA, CAAB, CAAC, CAAE, CCHA, CCHB, CFCA, ALT, (AC) AP9022 ALT, (Bosch), FOR ALT: 110A, OE-NO 06F903023L, FOR ALT: 140A, OE-NO 06F903023N, FOR ALT: 180A, OE-NO 03G903023F AP9022 ALT, (Valeo), FOR ALT: 180A, OE-NO 03L903023Q VD1111 MTR-CODE: CAAA, CAAB, CAAC, CAAE, CCHA, CCHB, CFCA CT1139 MTR-CODE: CAAA, CAAB, CAAC, CAAE, CCHA, CCHB, CFCA, CA CT1139K2 MTR-CODE: CAAA, CAAB, CAAC, CAAE, CCHA, CCHB, CFCA, CA, 12/2010⇒ CT1139WP6 MTR-CODE: CAAA, CAAB, CAAC, CAAE, CCHA, CCHB, CFCA, CA, WP, 12/2010⇒
2.0 TSI, 2.0 TSI 4motion	05/11-	CJKA	150	1984	6PK1185 ALT, (AC) 6PK1580 ALT, (AC) CT1143 WP
2.5 TDI, 2.5 TDI 4motion	04/03-11/09	AXD, AXE, BPC, BNZ	96-128	2461	AP9030 ALT, (Bosch), FOR ALT: 150A, OE-NO 070 903 024 A, 070 903 024 F, FOR ALT: 180A, OE-NO 070 903 024, 070 903 024 B AP9030 AC
2.5 TDI	11/03-11/09	BLJ	120	2461	AP9030 ALT, (Bosch), FOR ALT: 150A, OE-NO 070 903 024 A, FOR ALT: 180A, OE-NO 070 903 024, 070 903 024 B AP9030 AC
3.2 V6	02/04-06/04	BDL	170	3189	6DPK1320 ALT, PS, (AC) 6PK1264 ALT, PS, (-AC) AP9001 ALT, (Bosch), FOR ALT: 150A, OE-NO 021 903 026 A, 022 903 028 A, FOR ALT: 180A, OE-NO 021 903 026 G, 022 903 028 B
3.2 V6, 3.2 V6 4motion	02/04-11/09	BKK, CFLA	173	3189	6DPK1320 ALT, (AC) 6PK1264 ALT, (-AC) AP9001 ALT, (Bosch), FOR ALT: 120A, OE-NO 028 903 028 E, 038 903 024 F, FOR ALT: 150A, OE-NO 021 903 026 A, 022 903 028 A, FOR ALT: 180A, OE-NO 021 903 026 G, 022 903 028 B
NEW BEETLE (9C1, 1C1) 1.4	11/01-	BCA	55	1390	6PK1080 ALT, PS 6PK1153 ALT, PS, AC, MTR-CODE: BCA, CH-NO 9C-2-610158⇒ 6PK1548 ALT, PS, AC, MTR-CODE: BCA, ⇒CH-NO 9C-2-610157 CT957(SET) CA CT957K1 CA CT957WP1 CA





ContiTech



VW

NEW BEETLE (9C1, 1C1)

1.6	10/99-09/00	AWH	74	1595	6DPK1195 6PK1120 AP9001 CT908 CT908K1 CT908WP1	ALT, PS, (AC) ALT, PS, (-AC) ALT, (Bosch), FOR ALT: 120A, OE-NO 028 903 028 E CA CA CA
	06/00-	AYD, BFS	75	1595	6DPK1195 6PK1120 AP9001 AP9001 AP9001 CT908 CT908K1 CT908WP1	ALT, PS, (AC) ALT, PS, (-AC) ALT, (Bosch), FOR ALT: 120A, OE-NO 028 903 028 E ALT, (Valeo), FOR ALT: 120A, OE-NO 038 903 023 S ALT, (Hitachi), FOR ALT: 120A, OE-NO 028 903 029 G CA CA CA
1.8 T	10/99-	AGU, APH, AVC, AWU, AWV, BKF	110	1781	6DPK1195 6PK1120 AP9001 AP9001 AP9001 AP9001 VD1107 CT909 CT909K2 CT909K3 CT909K6 CT909K7 CT909WP1	ALT, PS, (AC) ALT, PS, (-AC) ALT, (Hitachi), OE-NO 028903029G, FOR ALT: 120A ALT, (Valeo), FOR ALT: 120A, OE-NO 038903023S ALT, (Bosch), FOR ALT: 120A, OE-NO 028903028E MTR-CODE: AWU CA CA, MTR-CODE: APH, MTR-NO 028 501 ⇨, CA, MTR-CODE: AVC, MTR-NO 003 001 ⇨, CA, MTR-CODE: AWU,AWV CA, MTR-CODE: APH, MTR-NO 028 501 ⇨, CA, MTR-CODE: AVC, MTR-NO 003 001 ⇨, CA, MTR-CODE: AWU,AWV CA, MTR-CODE: APH, ⇨MTR-NO 028 500, CA, MTR-CODE: AVC, ⇨MTR-NO 003 000 CA, MTR-CODE: APH, ⇨MTR-NO 028 500, CA, MTR-CODE: AVC, ⇨MTR-NO 003 000 CA, MTR-CODE: APH, MTR-NO 028 501 ⇨, CA, MTR-CODE: AVC, MTR-NO 003 001 ⇨, CA, MTR-CODE: AWU,AWV
	11/01-06/05	AWP, BNU	132	1781	6DPK1195 VD1107 CT909 CT909K2 CT909K3 CT909WP1	ALT, PS, (AC) CA CA CA CA
1.9 TDI	02/01-	ATD, BEW	74	1896	6DPK1195 6PK1120 AP9001 AP9001 AP9001 VD1076 VD1091 MS17 MS17 CT1028 CT1028K2 CT1028K3 CT1028K3 CT1028K4 CT1028WP4 CT1028WP4	ALT, PS, (AC) ALT, PS, (-AC) ALT, (Bosch), FOR ALT: 90A, OE-NO 038 903 023 L, FOR ALT: 120A, OE-NO 028 903 028 E ALT, (Valeo), FOR ALT: 90A, OE-NO 038 903 023 R, FOR ALT: 120A, OE-NO 038 903 023 S ALT, (Hitachi), FOR ALT: 120A, OE-NO 028 903 029 G MTR-CODE: BEW MTR-CODE: ATD ONLY WITH VD1091 ONLY WITH VD1076 MTR-CODE: ATD, BEW, CA, WP MTR-CODE: ATD, CA, WP, ⇨CH-NO 9C-2-613 920 MTR-CODE: ATD, CA, WP, CH-NO 9C-2-613 921 ⇨ MTR-CODE: BEW, CA, WP MTR-CODE: ATD, CA, WP, ⇨CH-NO 9C-2-613 920 CH-NO 9C-2-613 921 ⇨, MTR-CODE: ATD, CA, WP MTR-CODE: BEW, CA, WP





VW					
NEW BEETLE (9C1, 1C1)					
↔	07/05-	BSW	77	1896	6DPK1195 ALT, PS, (AC) 6PK1120 ALT, PS, (AC) AP9001 ALT, (Valeo), OE-NO 038903023R, FOR ALT: 90A AP9001 ALT, (Bosch), OE-NO 038903023L, FOR ALT: 90A AP9001 ALT, (Hitachi), OE-NO 028903029G, FOR ALT: 120A VD1076 MS18 ONLY WITH VD1076 CT1028 CA, WP CT1028K3 CA, WP CT1028WP4 CA, WP
	01/98-06/04	ALH	66	1896	6PK1660 ALT, PS, AC 6PK906 ALT, PS AP9001 ALT, (Bosch), FOR ALT: 70A, OE-NO 038 903 023 K, FOR ALT: 90A, OE-NO 038 903 023 L, FOR ALT: 120A, OE-NO 028 903 028 E AP9001 ALT, (Valeo), FOR ALT: 70A, OE-NO 038 903 023 Q, FOR ALT: 90A, OE-NO 038 903 023 R AP9001 ALT, (Hitachi), FOR ALT: 120A, OE-NO 028 903 029 G AP9016 ALT, ⇨CH-NO 1C-W024 255, (Bosch), FOR ALT: 70A, OE-NO 038 903 023 G, FOR ALT: 90A, OE-NO 038 903 023 H, FOR ALT: 120A, OE-NO 038 903 023 J VD1089 CT1044 CA, MTR-CODE: ALH, MTR-NO 500001⇨ CT946 CA, MTR-CODE: ALH, ⇨MTR-NO 500000 CT1044K1 CA, MTR-NO 500 001⇨ CT1044WP1 CA, MTR-NO 500 001⇨
2.0	01/98-	AQY, APK, AEG, AZG, AZJ, BER, BEV, AVH, BEJ, BHP, CBPA	85	1984	6DPK1195 ALT, (AC) 6PK1120 ALT, (AC) AP9001 ALT, (Valeo), OE-NO 038903023S, FOR ALT: 120A AP9001 ALT, (Hitachi), OE-NO 028903029G, FOR ALT: 120A AP9001 ALT, (Bosch), FOR ALT: 120A, OE-NO 028903028E VD1107 CT908 CA CT908K1 CA CT908WP2 CA
2.3 V5	10/00-	AQN	125	2324	6DPK1320 ALT, (AC) 6PK1264 ALT, (-AC) AP9001 ALT, (Valeo), FOR ALT: 70A, OE-NO 038 903 23 Q, FOR ALT: 90A, OE-NO 038 903 023 R AP9001 ALT, (Hitachi), FOR ALT: 120A, OE-NO 028 903 029 G AP9001 ALT, (Bosch), FOR ALT: 70A, OE-NO 038 903 023 K, FOR ALT: 90A, OE-NO 038 903 023 L, FOR ALT: 120A, OE-NO 028 903 028 E
2.5	07/05-	BPR, BPS	110	2480	5PK934 ALT, (-AC)
RSI 3.2 4motion	04/00-05/01	AXJ	165	3188	6DPK1320 ALT AP9001 ALT, (Valeo), FOR ALT: 120A, OE-NO 038 903 023 S AP9001 ALT, (Hitachi), FOR ALT: 120A, OE-NO 028 903 029 G
NEW BEETLE Cabriolet (1Y7)					
1.4	01/03-09/10	BCA	55	1390	6PK1080 ALT, PS 6PK1153 ALT, PS, AC CT957(SET) CA CT957K1 CA CT957WP1 CA
1.6	01/03-09/10	BFS	75	1595	6DPK1195 ALT, PS, (AC) 6PK1120 ALT, PS, (-AC) AP9001 ALT, (Bosch), FOR ALT: 120A, OE-NO 028903028E AP9001 ALT, (Valeo), FOR ALT: 120A, OE-NO 038903023S AP9001 ALT, (Hitachi), FOR ALT: 120A, OE-NO 028903029G





VW

NEW BEETLE Cabriolet (1Y7)

					CT908 CT908K1 CT908WP1	CA CA CA
1.8 T	01/03-09/10	AWU, AWV, BKF	110	1781	6DPK1195 6PK1120 AP9001 AP9001 AP9001 AP9001 VD1107 CT909 CT909K2 CT909K3 CT909WP1	ALT, PS, AC ALT, PS, (-AC) ALT, (Hitachi), FOR ALT: 120A, OE-NO 028903029G MTR-CODE: AWU ALT, (Bosch), FOR ALT: 120A, OE-NO 028903023E ALT, (Valeo), FOR ALT: 120A, OE-NO 038903023S CA CA CA CA
1.9 TDI	06/03-09/10	AXR	74	1896	6DPK1195 6PK1120 AP9001 AP9001 AP9001 CT1028 CT1028K3 CT1028WP4	ALT, (AC) ALT, (-AC) ALT, (Bosch), FOR ALT: 70A, OE-NO 038 903 023 K, FOR ALT: 90A, OE-NO 038 903 023 L, FOR ALT: 120A, OE-NO 028 903 028 E (Hitachi), FOR ALT: 120A, OE-NO 028 903 029 G (Valeo), FOR ALT: 70A, OE-NO 038 903 023 Q, FOR ALT: 90A, OE-NO 038 903 023 R CA, MTR-CODE: AXR CA, MTR-CODE: AXR CA, MTR-CODE: AXR
	07/05-09/10	BSW	77	1896	6DPK1195 6PK1120 AP9001 AP9001 AP9001 VD1076 MS18 CT1028 CT1028K3 CT1028WP4	ALT, PS, (AC) ALT, PS, (-AC) ALT, (Bosch), OE-NO 038903023L, FOR ALT: 90A (Hitachi), OE-NO 028903029G, FOR ALT: 120A (Valeo), OE-NO 038903023R, FOR ALT: 90A ONLY WITH VD1076 CA, WP CA, WP CA, WP
2.0	09/02-10/10	AZJ, BDC, BGD, BEV	85	1984	6DPK1195 6PK1120 AP9001 AP9001 AP9001 AP9001 VD1107 CT908 CT908K1 CT908WP2	ALT, PS, (AC) ALT, PS, (-AC) MTR-CODE: AZJ ALT, (Bosch), FOR ALT: 120A, OE-NO 028903028E ALT, (Valeo), FOR ALT: 120A, OE-NO 038903023S ALT, (Hitachi), FOR ALT: 120A, OE-NO 028903029G CA CA CA
2.5	07/05-09/10	BPR, BPS	110	2480	5PK934	ALT, (-AC)
PASSAT (32B)						
1.3	08/80-07/83	FY	40	1272	AVX10X685 AVX10X695 CT633 CT637 CT633WP1	ALT, ⇨07/1981 ALT, 08/1981⇨ CA, MTR-CODE: FY, FZ CA, MTR-CODE: EP, EU CA, MTR-CODE: FY, FZ
	08/80-07/86	FZ	44	1272	AVX10X685 AVX10X695 AVX10X940 AVX10X950 CT633 CT637 CT633WP1	ALT, ⇨07/1981 ALT, 08/1981⇨, ⇨07/1983 ALT, 08/1983⇨, ⇨07/1985 ALT, 08/1985⇨ CA, MTR-CODE: FY, FZ CA, MTR-CODE: EP, EU CA, MTR-CODE: FY, FZ
1.6	02/86-03/88	PP, RL	51-53	1588	AVX10X763 AVX10X850	PS, ⇨CH-NO 32G275000 PS, CH-NO 32G275001⇨





VW

PASSAT (32B)



					AVX10X950 ALT AVX13X800 AC, CH-NO 32F300001⇌ AVX13X825 AC, ⇌CH-NO 32F299999 CT637 CA CT637K1 CA
	08/80-03/88	DT, WV, YN	55	1588	AVX10X763 PS, ⇌CH-NO 32G275000 AVX10X850 PS, CH-NO 32G275001⇌ AVX10X940 ALT, ⇌07/1985 AVX10X950 ALT, 08/1985⇌ AVX13X800 AC, CH-NO 32F300001⇌ AVX13X825 AC, ⇌CH-NO 32F299999 CT637 CA
	01/81-02/83	YP	63	1588	AVX10X763 PS, ⇌CH-NO 32G275000 AVX10X850 PS, CH-NO 32G275001⇌ AVX10X940 ALT AVX13X800 AC, CH-NO 32F300001⇌ AVX13X825 AC, ⇌CH-NO 32F299999 CT637 CA
	01/85-03/88	RL	53	1595	AVX10X763 PS, ⇌CH-NO 32G275000 AVX10X850 PS, CH-NO 32G275001⇌ AVX10X940 ALT, ⇌07/1985 AVX10X950 ALT, 08/1985⇌ AVX13X800 AC, CH-NO 32F300001⇌ AVX13X825 AC, ⇌CH-NO 32F299999 CT637 CA CT637K1 CA
	08/87-03/88	PP	51	1588	AVX10X763 PS, ⇌CH-NO 32G275000 AVX10X850 PS, CH-NO 32G275001⇌ AVX10X950 ALT AVX13X800 AC, CH-NO 32F300001⇌ AVX13X825 AC, ⇌CH-NO 32F299999 CT637 CA
1.6 D	08/80-03/88	CR, JK	40	1588	AVX10X617 WP AVX10X735 ALT AVX10X763 ALT, (AC) AVX10X800 PS AVX13X800 AC, CH-NO 31M200001⇌ AVX13X825 AC, ⇌CH-NO 31M200000 CT513 CA CT513K1 CA
1.6 TD	04/82-03/88	CY	51	1588	AVX10X617 WP AVX10X735 ALT AVX10X775 ALT, (AC) AVX10X800 PS AVX13X800 AC, CH-NO 31M200001⇌ AVX13X825 AC, ⇌CH-NO 31M200000 CT513 CA CT513K1 CA
	05/86-03/88	RA	59	1588	AVX10X617 WP AVX10X735 ALT AVX10X775 ALT, (AC) AVX10X800 PS AVX13X800 AC, CH-NO 31M200001⇌ AVX13X825 AC, ⇌CH-NO 31M200000 CT513 CA
1.8	05/86-03/88	RM	64	1781	AVX10X763 PS, ⇌CH-NO 32G275000 AVX10X850 PS, CH-NO 32G275001⇌ AVX10X950 ALT AVX13X800 AC, CH-NO 32F300001⇌ AVX13X825 AC, ⇌CH-NO 32F299999 CT637 CA





VW

PASSAT (32B)

↔					CT637K1	CA
1.8, 1.8 Syncro	01/83-03/88	DS, DZ, JN, JV	66-82	1781	AVX10X763 AVX10X850 AVX10X940 AVX10X950 AVX13X800 AVX13X825 CT637 CT637K1	PS, ⇨CH-NO 32G275000 PS, CH-NO 32G275001⇨ ALT, ⇨07/1985 ALT, 08/1985⇨ AC, CH-NO 32F300001⇨ AC, ⇨CH-NO 32F299999 CA CA
1.9	01/81-07/83	WN	85	1921	AVX10X800 AVX10X825 AVX10X850 AVX13X1000 AVX13X1000 CT635	ALT, ⇨CH-NO 32F300000 ALT, CH-NO 32F300001⇨ ALT, (AC) AC PS CA
2.0, 2.0 Syncro	08/83-03/88	JS, HP	85	1994	AVX10X800 AVX10X825 AVX10X850 AVX13X1000 AVX13X1000 CT635 CT660	ALT, ⇨CH-NO 32F300000 ALT, CH-NO 32F300001⇨ ALT, (AC) AC PS CA, ⇨07/1984 CA, 08/1984⇨
2.2, 2.2 Syncro	01/85-03/88	JT, KV, KX	85-100	2226	AVX10X800 AVX10X825 AVX10X850 AVX13X1000 AVX13X1000 CT660	ALT, ⇨CH-NO 32F300000 ALT, CH-NO 32F300001⇨ ALT, (AC) AC PS CA

PASSAT (362)

1.4 TSI	08/10-	CAXA	90	1390	6PK1733 AP9012 AP9012	ALT ALT, (Bosch), FOR ALT: 140A, OE-NO 03C903023A, 03C903023S ALT, (Valeo), FOR ALT: 110A, OE-NO 03C903023G, FOR ALT: 140A, OE-NO 03C903023T
1.4 TSI EcoFuel	08/10-	CDGA	110	1390	5PK491 6PK1600 6PK1698 AP9012	AIRC ALT, (-AC) ALT, (AC) ALT, (Valeo), FOR ALT: 140A, OE-NO 03C903023G
1.6 TDI	08/10-	CAYC	77	1598	6PK1070 6PK842 ELAST 6PK842 ELAST T1 AP9001 AP9001 VD1111 CT1139 CT1139K2 CT1139WP2 CT1139WP6	MTR-CODE: CAYB, CAYC, ALT, (AC) MTR-CODE: CAYB, CAYC, ALT, (-AC) MTR-CODE: CAYB, CAYC, ALT, (-AC) ALT, (Bosch), FOR ALT: 180A, OE-NO 03L903023D ALT, (Valeo), FOR ALT: 180A, OE-NO 03L903023B MTR-CODE: CAYB, CAYC MTR-CODE: CAYB, CAYC, CA MTR-CODE: CAYB, CAYC, CA, 12/2010⇨ MTR-CODE: CAYC, CA, WP, ⇨CH-NO 3C-B-050 000, 12/2010⇨ MTR-CODE: CAYC, CA, WP, CH-NO 3C-B-200 001⇨, 12/2010⇨
1.8 TSI	02/11-	CDAB	112	1798	AP9009 AP9009	ALT, (Bosch), FOR ALT: 140A, OE-NO 06B 903 016 AB ALT, (Valeo), FOR ALT: 140A, OE-NO 06J 903 023 C, 06H 903 017 E
	08/10-	CDA A	118	1798	6PK1120 AP9009 AP9009 CT1143	ALT ALT, (Valeo), FOR ALT: 140A, OE-NO 06J903023C, 06H903017E ALT, (Bosch), FOR ALT: 140A, OE-NO 06B903016AB WP
2.0 TDI	08/10-	CFFA	100	1968	AP9001	ALT, (Valeo), FOR ALT: 140A, OE-NO 03L903023A, 03L903023F, FOR ALT: 180A, OE-NO 03L903023B,





VW						
PASSAT (362)						
					AP9001 AP9001 VD1111 CT1139 CT1139K2 CT1139WP6	03L903023E ALT, (Bosch), FOR ALT: 140A, OE-NO 03L903023, 06F903023F, FOR ALT: 180A, OE-NO 03L903023D, 03G903023
2.0 TDI, 2.0 TDI 4motion	08/10-	CFFB	103	1968	6PK1070 6PK842 ELAST 6PK842 ELAST T1 AP9001 AP9001 VD1111 CT1139 CT1139K2 CT1139WP6	ALT, (AC) ALT, (-AC) ALT, (-AC) ALT, (Valeo), FOR ALT: 140A, OE-NO 03L903023, FOR ALT: 180A, OE-NO 03L903023E, 03L903023B ALT, (Bosch), FOR ALT: 140A, OE-NO 06F903023F, FOR ALT: 180A, OE-NO 03G903023, 03L903023D
		CFGB, CLLA	125	1968	6PK1070 6PK842 ELAST 6PK842 ELAST T1 AP9001 AP9001 VD1111 CT1139 CT1139K2 CT1139WP6	ALT, (AC) ALT, (-AC) ALT, (-AC) ALT, (Bosch), FOR ALT: 140A, OE-NO 06F903023F, FOR ALT: 180A, OE-NO 03G903023, 03L903023D ALT, (Valeo), FOR ALT: 140A, OE-NO 03L903023, FOR ALT: 180A, OE-NO 03L903023E, 03L903023B MTR-CODE: CFGB, CLLA, CA MTR-CODE: CFGB, CLLA, CA, 12/2010⇨ MTR-CODE: CFGB, CLLA, CA, WP, 12/2010⇨
2.0 TDI	12/12-	CFGC	130	1968	6PK1070 AP9001 AP9001 VD1111 CT1139 CT1139K2 CT1139WP6	ALT ALT, (Bosch), FOR ALT: 140A, OE-NO 03L 903 023 ALT, (Valeo), FOR ALT: 140A, OE-NO 03L 903 023 A CA CA CA, WP
2.0 TSI	11/10-	CCZB	155	1984	6PK1120 AP9009 CT1143	ALT ALT, (Valeo), FOR ALT: 140A, OE-NO 06H903017E WP
3.6 FSI 4motion	01/11-	BWS	220	3597	6PK1613 AP9022 AP9022	ALT ALT, (Valeo), FOR ALT: 140A, OE-NO 03H903023E ALT, (Bosch), FOR ALT: 180A, OE-NO 03G903016L
PASSAT (365)						
1.4 TSI	08/10-	CAXA	90	1390	AP9012 AP9012	ALT, (Valeo), FOR ALT: 110A, OE-NO 03C903023G, FOR ALT: 140A, OE-NO 03C903023T ALT, (Bosch), FOR ALT: 140A, OE-NO 03C903023A, 03C903023S
1.4 TSI EcoFuel	08/10-	CDGA	110	1390	AP9012	ALT, (Valeo), FOR ALT: 140A, OE-NO 03C903023G
1.6 TDI	08/10-	CAYC	77	1598	6PK1070 6PK842 ELAST 6PK842 ELAST T1 AP9001 AP9001 VD1111 CT1139 CT1139K2 CT1139WP2 CT1139WP6	MTR-CODE: CAYB, CAYC, ALT, (AC) MTR-CODE: CAYB, CAYC, ALT, (-AC) MTR-CODE: CAYB, CAYC, ALT, (-AC) ALT, (Valeo), FOR ALT: 180A, OE-NO 03L903023B ALT, (Bosch), FOR ALT: 180A, OE-NO 03L903023D MTR-CODE: CAYB, CAYC MTR-CODE: CAYB, CAYC, CA MTR-CODE: CAYB, CAYC, CA, 12/2010⇨ MTR-CODE: CAYC, CA, WP, ⇨CH-NO 3C-B-050 000, 12/2010⇨ MTR-CODE: CAYC, CA, WP, CH-NO 3C-B-200 001⇨, 12/2010⇨
1.8 TSI	08/10-	CDA A	118	1798	6PK1120 AP9009 AP9009	ALT ALT, (Bosch), FOR ALT: 140A, OE-NO 06B903016AB ALT, (Valeo), FOR ALT: 140A, OE-NO 06J903023C, 06H903017E

VW



VW

PASSAT (365)

↔					CT1143 AP9001 AP9001	WP ALT, (Valeo), FOR ALT: 140A, OE-NO 03L903023A, 03L903023F, FOR ALT: 180A, OE-NO 03L903023B, 03L903023E ALT, (Bosch), FOR ALT: 140A, OE-NO 03L903023, 06F903023F, FOR ALT: 180A, OE-NO 03L903023D, 03G903023	
	2.0 TDI	08/10-	CFFA	100	1968		
	2.0 TDI, 2.0 TDI 4motion	08/10-	CFFB	103	1968	6PK1070 6PK842 ELAST 6PK842 ELAST T1 AP9001 AP9001 VD1111 CT1139 CT1139K2 CT1139WP6	ALT, (AC) ALT, (-AC) ALT, (AC) ALT, (Bosch), FOR ALT: 140A, OE-NO 06F903023F, FOR ALT: 180A, OE-NO 03G903023, 03L903023D ALT, (Valeo), FOR ALT: 140A, OE-NO 03L903023, FOR ALT: 180A, OE-NO 03L903023E, 03L903023B MTR-CODE: CFFA, CFFB, CA MTR-CODE: CFFA, CFFB, CA, 12/2010↔ MTR-CODE: CFFA, CFFB, CA, WP, 12/2010↔
			CFGB, CLLA	125	1968	6PK1070 6PK842 ELAST 6PK842 ELAST T1 AP9001 AP9001 VD1111 CT1139 CT1139K2 CT1139WP6	ALT, (AC) ALT, (-AC) ALT, (AC) ALT, (Bosch), FOR ALT: 140A, OE-NO 06F903023F, FOR ALT: 180A, OE-NO 03G903023, 03L903023D ALT, (Valeo), FOR ALT: 140A, OE-NO 03L903023, FOR ALT: 180A, OE-NO 03L903023E, 03L903023B MTR-CODE: CFGB, CLLA, CA MTR-CODE: CFGB, CLLA, CA, 12/2010↔ MTR-CODE: CFGB, CLLA, CA, WP, 12/2010↔
	2.0 TDI	12/12-	CFGC	130	1968	6PK1070 AP9001 AP9001 VD1111 CT1139 CT1139K2 CT1139WP6	ALT ALT, (Bosch), FOR ALT: 140A, OE-NO 03L 903 023 ALT, (Valeo), FOR ALT: 140A, OE-NO 03L 903 023 A CA CA CA, WP
	2.0 TSI, 2.0 TSI 4motion	11/10-	CCZB	155	1984	6PK1120 AP9009 CT1143	ALT ALT, (Valeo), FOR ALT: 140A, OE-NO 06H903017E WP
	3.6 FSI 4motion	01/11-	BWS	220	3597	6PK1613 AP9022 AP9022	ALT ALT, (Bosch), FOR ALT: 180A, OE-NO 03G903016L ALT, (Valeo), FOR ALT: 140A, OE-NO 03H903023E
	PASSAT (3A2, A5, 35I)						
	1.6	02/88-09/91	1F, ABN, EZ	53-55	1595	11,2X866Ld AVX10X630 AVX10X730 AVX10X950 AVX13X950 2PJ800 CT637 CT637K1	ALT, (PS) ALT, (AC), (PS) PS ALT AC 2.FAN CA CA
		07/94-08/96	AEK, AFT	74	1595	11,5X685Ld 11,5X755Ld 6PK1033 6PK1153 6PK894 6PK976 AP9004 CT637 CT637K1	PS, (-AC) PS, (AC) ALT, (AC), CH-NO 3A-T011 390↔, TP ALT, (AC) ALT, (AC) ALT, (AC), ↔CH-NO 3A-T011 389, TP ALT, (AC), (Bosch), FOR ALT: 70A, FOR ALT: 90A CA CA





VW

PASSAT (3A2, A5, 35I)
↔ 1.6 TD

08/88-09/93 RA, SB 59 1588

- 11,9X650Ld** PS, CH-NO 31M200001⇨
- AVX10X695** ALT, (AC)
- AVX10X740** PS, ⇨CH-NO 31M200000
- AVX10X965** ALT
- AVX13X950** AC
- 2PJ800** 2.FAN
- 2PJ860** 2.FAN
- CT513** CA
- CT513K1** CA

1.8 04/88-07/93 PF 79 1781

- 11,2X866Ld** ALT, ⇨CH-NO 31P200000, (PS)
- 11,5X685Ld** PS, CH-NO 31P200001⇨
- 11,5X755Ld** PS, CH-NO 31P200001⇨, (AC)
- AVX10X630** ALT, ⇨CH-NO 31P200000, (AC), (PS)
- AVX10X730** PS, ⇨CH-NO 31P200000
- AVX10X950** ALT, ⇨CH-NO 31P200000
- AVX13X950** AC, ⇨CH-NO 31P200000
- 2PJ800** 2.FAN
- 6PK1153** ALT, AC, CH-NO 31P200001⇨
- 6PK894** ALT, CH-NO 31P200001⇨
- 6PK976** ALT, (TP), CH-NO 31P200001⇨
- CT637** CA

04/88-07/92 PB 82 1781

- 11,2X866Ld** ALT, ⇨CH-NO 31P200000, (PS)
- 11,5X685Ld** PS, CH-NO 31P200001⇨
- 11,5X755Ld** PS, CH-NO 31P200001⇨, (AC)
- AVX10X630** ALT, ⇨CH-NO 31P200000, (AC), (PS)
- AVX10X730** PS, ⇨CH-NO 31P200000
- AVX10X950** ALT, ⇨CH-NO 31P200000
- AVX13X950** AC, ⇨CH-NO 31P200000
- 2PJ800** 2.FAN
- 6PK1153** ALT, AC, CH-NO 31P200001⇨
- 6PK894** ALT, CH-NO 31P200001⇨
- 6PK976** ALT, (TP), CH-NO 31P200001⇨
- CT637** CA
- CT637K1** CA

08/90-05/97 AAM 55 1781

- 11,2X866Ld** ALT, ⇨CH-NO 31-P-200 000, (PS)
- 11,5X685Ld** PS, CH-NO 31-P-200 001⇨
- 11,5X755Ld** PS, CH-NO 31-P-200 001⇨, (AC)
- AVX10X630** ALT, ⇨CH-NO 31-P-200 000, (AC), (PS)
- AVX10X730** PS, ⇨CH-NO 31-P-200 000
- AVX10X950** ALT, ⇨CH-NO 31-P-200 000
- AVX13X950** AC, ⇨CH-NO 31-P-200 000
- 2PJ800** 2.FAN
- 6PK1153** ALT, (AC), CH-NO 31-P-200 001⇨
- 6PK894** ALT, (AC), CH-NO 31-P-200 001⇨
- 6PK976** ALT, (AC), (TP), CH-NO 31-P-200 001⇨
- AP9004** ALT, (AC), (Bosch), FOR ALT: 70A, FOR ALT: 90A
- CT637** CA, ⇨07/1994
- CT848** CA, 08/1994⇨
- CT637K1** CA, ⇨07/1994
- CT848K4** CA, 08/1994⇨

1.8, 1.8 16V, 1.8 GL 04/88-09/93 KR 100-102 1781

- AVX10X630** ALT, (PS), (AC)
- AVX10X730** PS
- AVX10X950** ALT, (PS), (-AC)
- AVX13X950** AC
- 2PJ800** 2.FAN
- CT869** CA
- CT869K1** CA

1.8 G60 Syncro 08/88-05/97 PG 118 1781

- AVX10X666** PS
- AVX10X735** PS, (AC)
- 6PK1653** ALT
- 6PK1760** ALT, AC





VW

PASSAT (3A2, A5, 35I)

					CT1060 CT637 CT637K1	G-COMPR CA CA
2.0	03/95-08/96	AEP	79	1984	11,5X685Ld 11,5X755Ld 6PK1033 6PK894 6PK976 AP9004 CT630 CT630K1	PS, (-AC) WP, PS, (AC) ALT, AC, FOR ALT: 120A, CH-NO 3A-T-011390⇨ ALT, (-AC) ALT, AC, FOR ALT: 120A, ⇨CH-NO 3A-T-011389 ALT, (AC), (Bosch), FOR ALT: 70A, FOR ALT: 90A CA CA
2.0 16V	08/88-09/93	9A	100	1984	AVX10X630 AVX10X950 AVX13X950 2PJ800 CT869 CT869K1	ALT, (AC), PS ALT, (-AC) AC 2.FAN CA CA
2.0, 2.0 Syncro	02/90-05/97	2E, ADY, AGG, ABA	85	1984	11,2X866Ld 11,5X685Ld 11,5X755Ld AVX10X630 AVX10X730 AVX10X950 AVX13X950 2PJ800 6PK1153 6PK894 6PK976 AP9004 CT630 CT630K1	ALT, ⇨CH-NO 31P200000, (PS) PS, CH-NO 31P200001⇨ PS, CH-NO 31P200001⇨, (AC) ALT, ⇨CH-NO 31P200000, (AC), (PS) PS, ⇨CH-NO 31P200000 ALT, ⇨CH-NO 31P200000 AC, ⇨CH-NO 31P200000 2.FAN ALT, AC, CH-NO 31P200001⇨ ALT, CH-NO 31P200001⇨ ALT, (TP), CH-NO 31P200001⇨ ALT, (AC), (Bosch), FOR ALT: 70A, FOR ALT: 90A CA CA

PASSAT (3A5, 35I)

1.8	02/88-05/97	ABS, ADZ, RP	66	1781	11,2X866Ld 11,2X866Ld 11,5X685Ld 11,5X755Ld AVX10X630 AVX10X730 AVX10X950 AVX13X950 2PJ800 6PK1033 6PK1153 6PK894 6PK976 AP9004 CT637 CT637K1	ALT, ⇨CH-NO 31-P-200000, MTR-CODE: ABS ALT, (PS), (-AC), MTR-CODE: RP PS, (-AC), CH-NO 31-P-200001⇨ PS, CH-NO 31-P-200001⇨, (AC) ALT, ⇨CH-NO 31-P-200000, (AC), (PS) PS, ⇨CH-NO 31-P-200000 ALT, (-PS), (-AC), MTR-CODE: RP AC, ⇨CH-NO 31-P-200000 2.FAN ALT, MTR-CODE: ADZ, ABS, OE-NO 037 903 139M ALT, AC, CH-NO 31-P-200001⇨, MTR-CODE: ADZ, ABS ALT, CH-NO 31-P-200001⇨, MTR-CODE: ADZ, ABS ALT, FOR ALT: 120A, CH-NO 31-P-200001⇨, MTR-CODE: ADZ, ABS ALT, (AC), MTR-CODE: ABS, ADZ, (Bosch), FOR ALT: 70A, FOR ALT: 90A CA CA
1.9 D	05/89-10/93	1Y	50	1896	11,5X730Ld 11,5X790Ld 11,9X650Ld AVX10X695 AVX10X740 AVX10X965 AVX13X950 2PJ800 2PJ860	PS, CH-NO 31-NE-160 001⇨ PS, CH-NO 31-NE-160 001⇨, (AC) PS, CH-NO 31-M-200 001⇨, ⇨CH-NO 31-NE-160 000 ALT, ⇨CH-NO 31-NE-160 000, (AC) PS, ⇨CH-NO 31-M-200 000 ALT, ⇨CH-NO 31-NE-160 000 AC, ⇨CH-NO 31-NE-160 000 2.FAN 2.FAN



VW PASSAT (3A5, 35I)					
					6PK1045 ALT, (AC), (TP), CH-NO 31-NE-160 001⇨ 6PK1145 ALT, (AC), CH-NO 31-NE-160 001⇨ 6PK923 ALT, (AC), CH-NO 31-NE-160 001⇨ AP9004 ALT, (Bosch), FOR ALT: 90A, OE-NO 028 903 018 AX VD1084 MS13 ONLY WITH VD1084 CT867 CA CT867K1 CA
1.9 TD	03/91-05/97	AAZ	55	1896	11,5X730Ld PS, (-AC) 11,5X790Ld PS, WP, (AC) 2PJ800 2.FAN, OE-NO 1H0 119 137 2PJ860 2.FAN, OE-NO 1H0 119 137 A 6PK1045 ALT, (AC), (TENS DAMPER), FOR ALT: 120A 6PK1145 ALT, (AC) 6PK923 ALT, (AC), (TENS DAMPER) AP9004 ALT, (AC), (Bosch), FOR ALT: 70A, FOR ALT: 90A VD1084 MS13 ONLY WITH VD1084 CT867 CA CT867K1 CA, MTR-CODE: AAZ, ⇨MTR-NO 552 765 CT867K2 CA, MTR-CODE: AAZ, MTR-NO 552 766⇨
1.9 TDI	10/93-05/97	1Z, AHU	66	1896	11,5X730Ld PS, (-AC) 11,5X790Ld PS, WP, (AC) 2PJ905 2.FAN 6PK1045 ALT, (AC) 6PK1145 ALT, (AC) AP9004 ALT, (Bosch), FOR ALT: 70A, FOR ALT: 90A VD1084 MTR-CODE: 1Z, AHU MS13 ONLY WITH VD1084 CT867 CA, MTR-CODE: 1Z, AHU CT867K3 CA, MTR-CODE: 1Z, ⇨MTR-NO 289 575 CT867K4 CA, MTR-CODE: 1Z, MTR-NO 289 576⇨ CT867K4 CA, MTR-CODE: AHU
	03/96-05/97	AFN	81	1896	11,5X730Ld PS, (-AC) 11,5X790Ld PS, WP, (AC) 2PJ905 2.FAN 6PK1045 ALT, (AC) 6PK1145 ALT, (AC) AP9004 ALT, (Bosch), FOR ALT: 120A, OE-NO 028 903 026 G VD1084 MS13 ONLY WITH VD1084 CT867 CA CT867K4 CA
2.0 16V	01/94-05/97	ABF	110	1984	11,5X685Ld PS, (-AC) 11,5X755Ld PS, (AC) 6PK1153 ALT, AC 6PK976 ALT, (TP) AP9004 ALT, (Bosch), FOR ALT: 70A, FOR ALT: 90A CT872 CA CT872K1 CA, ⇨MTR-NO 020 922 CT872K2 CA, MTR-NO 020 923⇨
2.8 VR6	06/91-05/97	AAA	128	2792	7DPK1360 ALT, PS, AC 7PK1290 ALT, PS
2.9 VR6 Syncro	01/94-05/97	ABV	135	2861	7DPK1360 ALT, PS, AC 7PK1290 ALT, PS
PASSAT (3B2, 3B5) 1.6	11/00-05/05	ALZ	75	1595	4PK855 AC 5PK1300 ALT, PS AP9002 ALT, (Valeo), FOR ALT: 120A, OE-NO 06B 903 016 E AP9007 ALT, (Bosch), FOR ALT: 120A, OE-NO 06B903016B CT908 CA





VW

PASSAT (3B2, 3B5)



					CT908K1 CT908WP1	CA CA
	10/96-11/00	AHL, ADP, ANA, ARM	74	1595	11,0X528Ld 4PK855 5PK1300 AP9002 AP9007 CT848 CT908 CT848K3 CT908K1 CT908WP1	PS AC ALT, PS, FAN, (VISCO) ALT, (Valeo), FOR ALT: 120A, OE-NO 06B 903 016 E MTR-CODE: AHL, ARM, ANA, ALT, (Bosch), FOR ALT: 120A, OE-NO 06B903016B CA, MTR-CODE: ADP CA, MTR-CODE: AHL, ANA, ARM CA, MTR-CODE: ADP CA, MTR-CODE: AHL, ANA, ARM CA, MTR-CODE: AHL, ANA, ARM
1.8	01/97-11/00	AFY	85	1781	11,0X528Ld 4PK855 5PK1300 CT919 CT919K1 CT919K2 CT919K4	PS AC ALT CA CA CA, MTR-NO 010 001⇒ CA
1.8, 1.8 Syncro/4motion	10/96-11/00	ADR, APT, ARG	92	1781	11,0X528Ld 4PK855 5PK1300 AP9002 AP9007 CT919 CT919K1 CT919K2 CT919K4	PS AC ALT, PS, (VISCO) MTR-CODE: ARG, ALT, (Valeo), FOR ALT: 120A, OE-NO 06B903016E MTR-CODE: ARG, ALT, (Bosch), FOR ALT: 120A, OE-NO 06B903016B CA CA CA CA
1.8 4motion, 1.8 T	03/01-08/05	AWM	125	1781	4PK855 5PK1300 AP9002 CT909 CT909K10	AC ALT, PS, FAN ALT, (Valeo), FOR ALT: 120A, OE-NO 028 903 016 E CA CA
1.8 T	10/96-11/00	AEB, ANB, APU	110	1781	11,0X528Ld 4PK855 5PK1300 AP9002 AP9007 CT919 CT919K1 CT919K2 CT919K4	PS AC ALT, PS, (VISCO) ALT, (Valeo), FOR ALT: 120A, OE-NO 06B903016E ALT, (Bosch), FOR ALT: 120A, OE-NO 06B903016B CA CA CA CA
1.8 T 20V	11/00-05/05	AWT	110	1781	4PK855 5PK1300 AP9002 CT909 CT909K10	AC ALT, PS ALT, (Valeo), FOR ALT: 120A, OE-NO 028 903 016 E, MTR-CODE: AWT CA CA
1.8 T Syncro	11/96-08/00	AEB	110	1781	AP9007	ALT, (Bosch), FOR ALT: 120A, OE-NO 06B903016B
1.9 TDI	02/00-05/05	AVB	74	1896	4PK855 5PK1432 AP9002 AP9002 VD1090	AC ALT, PS ALT, CH-NO 3B-Y-060 489⇒, (Bosch), FOR ALT: 90A, OE-NO 028 903 029 S, FOR ALT: 120A, OE-NO 028 903 031 ALT, CH-NO 3B-X-150 001⇒, ⇒CH-NO 3B-Y-060 488, (Bosch), FOR ALT: 90A, OE-NO 028 903 029 A, FOR ALT: 120A, OE-NO 028 903 029 B ⇒CH-NO 3B-5E170 000, 3B-5-100 000





VW											
PASSAT (3B2, 3B5)											
↔					MS17 MS18 CT1028 CT1028K2 CT1028K3 CT1028K4 CT1028WP4 CT1028WP7	⇒CH-NO 3B-5E170 000, 3B-5-100 000, ONLY WITH VD1090 CH-NO 3B-5E170 001⇒, 3B-5-100 001⇒, ONLY WITH VD1090 MTR-CODE: AVB, CA, WP MTR-CODE: AVB, CA, WP, ⇒CH-NO 3B-2-500 000, ⇒MODEL '02 CA, WP, CH-NO 3B-3-000 001⇒, MODEL '03⇒ MTR-CODE: AVB, CA, WP, ⇒CH-NO 3B-2-500 000, ⇒MODEL '02 MTR-CODE: AVB, CA, WP, CH-NO 3B-3-000 001⇒, MODEL '03⇒ MTR-CODE: AVB, CA, WP, ⇒CH-NO 3B-2-500 000, ⇒MODEL '02					
					1.9 TDI, 1.9 TDI 4motion	11/00-05/05	AVF, AWX	96	1896	4PK855 5PK1432 AP9002 AP9002 VD1090 MS17 MS18 CT1028 CT1028K2 CT1028K3 CT1028K4 CT1028WP4 CT1028WP7	AC ALT, PS ALT, ⇒CH-NO 8E-4-010 000, (Bosch), FOR ALT: 140A, OE-NO 028 903 029 Q, FOR ALT: 150A, OE-NO 028 903 029 N ALT, (Valeo), FOR ALT: 140A, OE-NO 028 903 029 R ⇒CH-NO 3B-5E170 000, 3B-5-100 000 ⇒CH-NO 3B-5E170 000, 3B-5-100 000, ONLY WITH VD1090 CH-NO 3B-5E170 001⇒, 3B-5-100 001⇒, ONLY WITH VD1090 MTR-CODE: AVF, AWX, CA, WP MTR-CODE: AVF, AWX, CA, WP, ⇒CH-NO 3B-2-500 000, ⇒MODEL '02 MTR-CODE: AVF, AWX, CA, WP, CH-NO 3B-3-000 001⇒, MODEL '03⇒ MTR-CODE: AVF, AWX, CA, WP, ⇒CH-NO 3B-2-500 000, ⇒MODEL '02 MTR-CODE: AVF, AWX, CA, WP, CH-NO 3B-3-000 001⇒, MODEL '03⇒ MTR-CODE: AVF, AWX, CA, WP, ⇒CH-NO 3B-2-500 000, ⇒MODEL '02
					1.9 TDI	10/96-11/00	AHU, AHH	66	1896	4PK855 5PK1592 AP9002 AP9002 AP9002 AP9002 AP9002 AP9002 AP9032 AP9032 AP9032 CT867 CT945 CT867K4	AC ALT, PS ALT, (Bosch), CH-NO 3B-Y060 489⇒, FOR ALT: 120A, OE-NO 028 903 031, 028 903 029 S ALT, CH-NO 3B-X-150 000⇒, (Valeo), FOR ALT: 90A, OE-NO 028 903 027 T ALT, CH-NO 3B-X-150 001⇒, ⇒CH-NO 3B-Y060 488, (Valeo), FOR ALT: 90A, OE-NO 028 903 029 D, FOR ALT: 120A, OE-NO 028 903 029 E CH-NO 3B-X-150 001⇒, ⇒CH-NO 3B-Y060 488, ALT, (Bosch), FOR ALT: 90A, OE-NO 028 903 029 A, FOR ALT: 120A, OE-NO 028 903 029 B ALT, CH-NO 3B-Y060 489⇒, (Valeo), FOR ALT: 120A, OE-NO 028 903 031 A ALT, MTR-CODE: AHU, ⇒CH-NO 3B-W080 000, (Bosch), FOR ALT: 120A, OE-NO 028 903 028F ALT, MTR-CODE: AHH, ⇒CH-NO 3B-X-150 000, (Bosch), FOR ALT: 90A, OE-NO 028 903 027 S ALT, MTR-CODE: AHU, AHH, ⇒CH-NO 3B-X-150 000, (Bosch), FOR ALT: 70A, OE-NO 028 903 027 Q, FOR ALT: 120A, OE-NO 028 903 028 CA, MTR-CODE: AHU CA, MTR-CODE: AHH CA, MTR-CODE: AHU





ContiTech



VW

PASSAT (3B2, 3B5)

↔					CT945K2	CA, MTR-CODE: AHH
1.9 TDI, 1.9 TDI 4motion	08/98-11/00	AJM, ATJ	85	1896	4PK855	AC
					5PK1432	ALT, PS
					AP9001	ALT, (Hitachi), FOR ALT: 120A, OE-NO 028 903 029 G, MTR-CODE: AJM / AUY
					AP9001	ALT, (Valeo), FOR ALT: 70A, OE-NO 038 903 023 Q, FOR ALT: 90A, OE-NO 038 903 023 R, FOR ALT: 120A, OE-NO 038 903 023 S, MTR-CODE: AJM / AUY
					AP9001	ALT, (Bosch), FOR ALT: 70A, OE-NO 038 903 023 K, FOR ALT: 90A, OE-NO 038 903 023 L, FOR ALT: 120A, OE-NO 028 903 028 E, MTR-CODE: AJM / AUY
					AP9002	ALT, MTR-CODE: ATJ, AJM, CH-NO 3B-Y-060 489↔, (Valeo), FOR ALT: 120A, OE-NO 028 903 029 E
					AP9002	ALT, MTR-CODE: ATJ, CH-NO 3B-X-150 001↔, ↔CH-NO 3B-Y-060 488, (Bosch), FOR ALT: 90A, OE-NO 028 903 029 A, FOR ALT: 120A, OE-NO 028 903 029 B
					AP9002	ALT, MTR-CODE: ATJ, AJM, CH-NO 3B-X-150 001↔, ↔CH-NO 3B-Y-060 488, (Valeo), FOR ALT: 120A, OE-NO 028 903 031 A
					VD1090	
					MS17	ONLY WITH VD1090
					CT1028	CA, MTR-CODE: ATJ, AJM
					CT1028K1	CA, MTR-CODE: AJM, ↔MTR-NO 185 670
					CT1028K2	CA, MTR-CODE: AJM, MTR-NO 185 671↔
					CT1028K2	CA, MTR-CODE: ATJ
					CT1028K4	CA, MTR-CODE: ATJ
					CT1028K4	CA, MTR-CODE: AJM, MTR-NO 185 671↔
					CT1028K5	CA, MTR-CODE: AJM, ↔MTR-NO 185 670
					CT1028WP6	CA, MTR-CODE: AJM, ↔MTR-NO 185 670
					CT1028WP7	CA, MTR-CODE: AJM, MTR-NO 185 671↔
					CT1028WP7	CA, MTR-CODE: ATJ
1.9 TDI, 1.9 TDI Syncro/4motion	10/96-11/00	AFN, AVG	81	1896	4PK855	AC
					5PK1592	ALT, PS
					AP9002	ALT, CH-NO 3B-X-150 001↔, ↔CH-NO 3B-Y-060 488, (Valeo), FOR ALT: 90A, OE-NO 028 903 029 D, FOR ALT: 120A, OE-NO 028 903 029 E
					AP9002	ALT, (Bosch), CH-NO 3B-Y-060 489↔, FOR ALT: 120A, OE-NO 028 903 031, 028 903 029 S
					AP9002	ALT, CH-NO 3B-X-150 000↔, (Valeo), FOR ALT: 90A, OE-NO 028 903 027 T
					AP9002	ALT, CH-NO 3B-Y-060 489↔, (Valeo), FOR ALT: 120A, OE-NO 028 903 031 A
					AP9002	ALT, CH-NO 3B-X-150 001↔, ↔CH-NO 3B-Y-060 488, (Bosch), FOR ALT: 90A, OE-NO 028 903 029 A, FOR ALT: 120A, OE-NO 028 903 029 B
					AP9004	ALT, (Bosch), FOR ALT: 120A, OE-NO 028 903 026 G, MTR-CODE: AFN
					AP9032	ALT, MTR-CODE: AFN, ↔CH-NO 3B-X-150 000, (Bosch), FOR ALT: 70A, OE-NO 028 903 027 Q
					AP9032	ALT, ↔CH-NO 3B-X-150 000, MTR-CODE: AFN, AVG, (Bosch), FOR ALT: 120A, OE-NO 028 903 028
					CT867	CA
					CT867K4	CA
2.0	11/01-05/05	ALT	96	1984	4PK855	ALT
					5PK1300	ALT, PS, AC
					AP9002	ALT, (Valeo), FOR ALT: 120A, OE-NO 06B 903 016 AD
					CT909	CA





VW						
PASSAT (3B2, 3B5)						
2.0 TDI	12/03-05/05	BGW, BHW	100	1968	CT909K10 CT909WP3	CA, MTR-CODE: ALT CA, MTR-CODE: ALT
2.0, 2.0 4motion	11/00-05/05	AZM	85	1984	4PK855 5PK1432 AP9002 AP9002 CT1028 CT1028K3 CT1028WP4	AC ALT, PS ALT, (Valeo), FOR ALT: 90A, OE-NO 028 903 029 T, FOR ALT: 120A, OE-NO 028 903 031 A ALT, (Bosch), FOR ALT: 90A, OE-NO 028 903 029 S, FOR ALT: 120A, OE-NO 028 903 031 CA CA, MTR-CODE: BGW CA, MTR-CODE: BGW
2.3 VR5, 2.3 VR5 Syncro/4motion	10/96-05/05	AGZ, AZX	110-125	2324	6PK1660 6PK2370	ALT, PS, WP, (VISCO) ALT, PS, AC, WP, (VISCO)
2.5 TDI, 2.5 TDI Syncro/4motion	07/98-05/05	AKN, AFB	110	2496	4PK1237 6PK2404 6PK2404D1 VD1032 MS19 CT1015 CT1018 CT1015K1 CT1015K2 CT1018K1 CT1015WP1	AC ALT ALT, AC, MTR-CODE: AFB, AKN ONLY WITH VD1032, ⇨CH-NO 3B-Y-179 241, 3B-YE234 923 CA INJP, MTR-CODE: AFB, AKN CA CA INJP, MTR-CODE: AFB, AKN CA, MTR-CODE: AKN
2.5 TDI	05/03-05/05	BDG	120	2496	4PK1237 6PK2404 6PK2404D1 VD1032 MS19 CT1015 CT1018 CT1015K1 CT1015K2 CT1018K1 CT1015WP1	AC ALT ALT, AC ONLY WITH VD1032 CA INJP CA CA INJP CA
2.5 TDI 4motion	01/03-05/05	BAU, BDH	132	2496	4PK1237 6PK2404 6PK2404D1 VD1032 MS19 CT1015 CT1018 CT1015K1 CT1015K2 CT1018K1 CT1015WP1	AC ALT ALT, AC ONLY WITH VD1032 CA INJP CA CA INJP CA
2.8 4motion	11/00-05/05	AMX, ATQ	142	2771	CT920 CT920K1 CT920K2 CT920WP3	CA CA CA CA
2.8 Syncro, 2.8 V6, 2.8 V6 Syncro/4motion	05/97-11/00	ACK, AGE, AHA, ALG, APR, AQD, ATX, BBG	132-142	2771	6PK1760 6PK1880 CT920	ALT, (AC) ALT, (AC) CA





VW

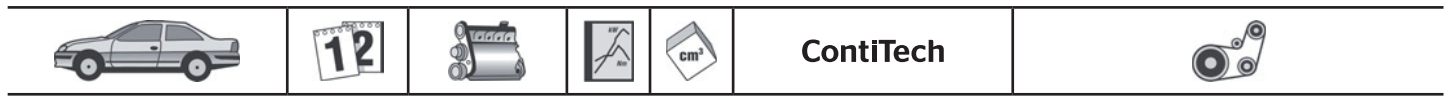
PASSAT (3B2, 3B5)

						CT920K1	CA
						CT920K2	CA
						CT920WP3	CA
4.0 W8 4motion	09/01-09/04	BDN, BDP	202	3999		7DPK2569	ALT

PASSAT (3B3)

1.6	11/00-05/05	ALZ	75	1595		4PK855	AC
						5PK1300	ALT, PS
						AP9002	ALT, (Valeo), FOR ALT: 120A, OE-NO 06B 903 023 E
						AP9007	ALT, (Bosch), FOR ALT: 120A, OE-NO 06B903016B
						CT908	CA
						CT908K1	CA
						CT908WP1	CA
1.8 T 20V	11/00-05/05	AWT, AWL	110	1781		4PK855	AC
						5PK1300	ALT, PS
						AP9002	ALT, (Valeo), FOR ALT: 120A, OE-NO 028 903 016 E, MTR-CODE: AWT
						CT909	CA
						CT909K10	CA
1.8 T, 1.8 T 4motion	02/01-05/05	AWM	125	1781		4PK855	AC
						5PK1300	ALT, PS, FAN
						AP9002	ALT, (Valeo), FOR ALT: 120A, OE-NO 028 903 016 E
						CT909	CA
						CT909K10	CA
1.9 TDI	11/00-05/05	AVB	74	1896		4PK855	AC
						5PK1432	ALT, PS
						AP9002	ALT, CH-NO 3B-Y-060 489⇔, (Bosch), FOR ALT: 90A, OE-NO 028 903 029 S, FOR ALT: 120A, OE-NO 028 903 031
						AP9002	ALT, CH-NO 3B-X-150 001⇔, ⇔CH-NO 3B-Y-060 488, (Bosch), FOR ALT: 90A, OE-NO 028 903 029 A, FOR ALT: 120A, OE-NO 028 903 029 B
						VD1090	⇔CH-NO 3B-5E170 000, 3B-5-100 000
						MS17	⇔CH-NO 3B-5E170 000, 3B-5-100 000, ONLY WITH VD1090
						MS18	CH-NO 3B-5E170 001⇔, 3B-5-100 001⇔, ONLY WITH VD1090
						CT1028	MTR-CODE: AVB, CA, WP
						CT1028K2	MTR-CODE: AVB, CA, WP, ⇔CH-NO 3B-2-500 000, ⇔MODEL '02
						CT1028K3	CA, WP, CH-NO 3B-3-000 001⇔, MODEL '03⇔
						CT1028K4	MTR-CODE: AVB, CA, WP, ⇔CH-NO 3B-2-500 000, ⇔MODEL '02
						CT1028WP4	MTR-CODE: AVB, CA, WP, CH-NO 3B-3-000 001⇔, MODEL '03⇔
						CT1028WP7	MTR-CODE: AVB, CA, WP, ⇔CH-NO 3B-2-500 000, ⇔MODEL '02
1.9 TDI, 1.9 TDI 4motion	11/00-05/05	AVF, AWX	96	1896		4PK855	AC
						5PK1432	ALT, PS
						AP9002	ALT, (Bosch), FOR ALT: 90A, OE-NO 028 903 029 S, FOR ALT: 120A, OE-NO 028 903 031, FOR ALT: 150A, OE-NO 028 903 029 N
						AP9002	ALT, (Valeo), FOR ALT: 90A, OE-NO 028 903 029 T, FOR ALT: 120A, OE-NO 028 903 031 A, FOR ALT: 140A, OE-NO 028 903 029 R
						VD1090	⇔CH-NO 3B-5E170 000, 3B-5-100 000
						MS17	⇔CH-NO 3B-5E170 000, 3B-5-100 000, ONLY WITH VD1090
						MS18	CH-NO 3B-5E170 001⇔, 3B-5-100 001⇔, ONLY WITH VD1090
						CT1028	MTR-CODE: AVF, AWX, CA, WP
						CT1028K2	MTR-CODE: AVF, AWX, CA, WP, ⇔CH-NO 3B-2-500





VW							
PASSAT (3B3)							
↔					CT1028K3 CT1028K4 CT1028WP4 CT1028WP7	000, ⇨MODEL '02 MTR-CODE: AVF, AWX, CA, WP, CH-NO 3B-3-000 001⇨, MODEL '03⇨ MTR-CODE: AVF, AWX, CA, WP, ⇨CH-NO 3B-2-500 000, ⇨MODEL '02 MTR-CODE: AVF, AWX, CA, WP, CH-NO 3B-3-000 001⇨, MODEL '03⇨ MTR-CODE: AVF, AWX, CA, WP, ⇨CH-NO 3B-2-500 000, ⇨MODEL '02	
	2.0, 2.0 4motion	11/00-05/05	AZM, BFF	85	1984	4PK855 5PK1300 AP9002 AP9007 CT908 CT908K1 CT908WP2	AC ALT, PS ALT, (Valeo), FOR ALT: 120A, OE-NO 06B 903 016 E MTR-CODE: AZM, ALT, (Bosch), FOR ALT: 120A, OE-NO 06B903016B CA CA CA
	2.0	11/01-05/05	ALT	96	1984	4PK855 5PK1300 AP9002 CT909 CT909K10 CT909WP3	AC ALT, PS ALT, (Valeo), FOR ALT: 120A, OE-NO 06B 903 016 AD CA CA, MTR-CODE: ALT CA, MTR-CODE: ALT
	2.0 TDI	12/03-05/05	BGW, BHW	100	1968	4PK855 5PK1432 AP9002 AP9002 CT1028 CT1028K3	AC ALT, PS ALT, (Bosch), FOR ALT: 90A, OE-NO 028 903 029 S, FOR ALT: 120A, OE-NO 028 903 031 ALT, (Valeo), FOR ALT: 90A, OE-NO 028 903 029 T, FOR ALT: 120A, OE-NO 028 903 031 A CA CA, MTR-CODE: BGW
2.3 V5, 2.3 V5 4motion	11/00-05/05	AZX	125	2324	6PK1660 6PK2370	ALT, PS ALT, PS, AC	
2.5 TDI, 2.5 TDI 4motion	11/00-05/05	AKN, AFB	110	2496	4PK1237 6PK2404 6PK2404D1 VD1032 MS19 CT1015 CT1018 CT1015K1 CT1015K2 CT1018K1 CT1015WP1	AC ALT ALT, AC, MTR-CODE: AFB, AKN ONLY WITH VD1032 CA INJP, MTR-CODE: AFB, AKN CA CA INJP, MTR-CODE: AFB, AKN CA, MTR-CODE: AKN	
2.5 TDI	05/03-05/05	BDG	120	2496	4PK1237 6PK2404 6PK2404D1 VD1032 MS19 CT1015 CT1018 CT1015K1 CT1015K2 CT1018K1 CT1015WP1	AC ALT ALT, AC ONLY WITH VD1032 CA INJP CA CA INJP CA	
2.5 TDI 4motion	01/03-05/05	BAU, BDH	132	2496	4PK1237 6PK2404 6PK2404D1 VD1032	AC ALT ALT, AC	





VW

PASSAT (3B3)

					MS19 CT1015 CT1018 CT1015K1 CT1015K2 CT1018K1 CT1015WP1	ONLY WITH VD1032 CA INJP CA CA INJP CA
2.8 4motion	11/00-05/05	AMX, ATQ	142	2771	6PK1760 6PK1880 CT920 CT920K1 CT920K2 CT920WP3	ALT, (AC) ALT, (AC) CA CA CA CA
4.0 W8 4motion	09/01-09/04	BDN, BDP	202	3999	7DPK2569	ALT

PASSAT (3C2, 3C5)

1.4 TSI	05/07-11/10	CAXA	90	1390	6PK1090 6PK1733 AP9012 AP9012	ALT, (AC) ALT, (AC) ALT, (Bosch), OE-NO 03C 903 903 A, FOR ALT: 140A ALT, (Valeo), OE-NO 03C 903 903 G, FOR ALT: 110A, OE-NO 03C 903 903 C, FOR ALT: 140A
1.4 TSI EcoFuel	01/09-11/10	CDGA	110	1390	5PK491 6PK1600 6PK1698 AP9012	AIRC ALT, (AC) ALT, (AC) ALT, (Valeo), FOR ALT: 140A, OE-NO 03C903023G
1.6	05/05-11/10	BSE, BSF	75	1595	6PK1045 AP9001 AP9001 CT908 CT908K1 CT908WP1	ALT, (AC) ALT, (Bosch), FOR ALT: 140A, OE-NO 06F903023F ALT, (Valeo), FOR ALT: 140A, OE-NO 06F903023C CA CA CA
1.6 FSI	03/05-06/08	BLF	85	1598	6PK1733 AP9012 AP9012	ALT, PS, AC ALT, (Bosch), OE-NO 03C 903 903 A, FOR ALT: 140A ALT, (Valeo), OE-NO 03C 903 903 C, FOR ALT: 140A
1.6 TDI	08/09-11/10	CAYC	77	1598	6PK1070 6PK842 ELAST 6PK842 ELAST T1 AP9001 AP9001 VD1076 VD1111 MS18 CT1139	MTR-CODE: CAYC, ALT, (AC) MTR-CODE: CAYC, ALT, (-AC) MTR-CODE: CAYC, ALT, (-AC) ALT, (Bosch), FOR ALT: 180A, OE-NO 03L903023D ALT, (Valeo), FOR ALT: 180A, OE-NO 03L903023B MTR-CODE: CAYC, ⇌10/2009 MTR-CODE: CAYC, 11/2009⇌ ONLY WITH VD1076 MTR-CODE: CAYB, CAYC, CA
1.8 TSI	05/07-10/11	BZB, CDAA	118	1798	6PK1120 AP9009 AP9009 CT1143	ALT ALT, (Bosch), FOR ALT: 140A, OE-NO 06B903016AB ALT, (Valeo), FOR ALT: 140A, OE-NO 06D903016A, 06J903023C WP
	11/09-11/10	CDAB, CGYA	112	1798	6PK1120 AP9009 AP9009 CT1143	ALT, (AC) ALT, (Valeo), FOR ALT: 140A, OE-NO 06J903023C ALT, (Bosch), FOR ALT: 140A, OE-NO 06B903016AB WP
1.9 TDI	03/05-11/08	BKC, BLS, BXE	77	1896	6PK1050 6PK1050D2 AP9001 AP9001 VD1076 MS18 CT1028 CT1028K3	ALT, (AC) ALT, (AC) ALT, (Bosch), FOR ALT: 110A, OE-NO 06F903023D, FOR ALT: 140A, OE-NO 06F903023F ALT, (Valeo), FOR ALT: 110A, OE-NO 06F903023E, FOR ALT: 140A, OE-NO 06F903023C ONLY WITH VD1076 CA, WP CA, WP





VW						
PASSAT (3C2, 3C5)						
2.0 BlueTDI	01/09-	CBAC	105	1968	 	CA, WP MTR-CODE: CBAA, CBAB, CBAC, ALT, (AC) MTR-CODE: CBAA, CBAB, CBAC, ALT, (-AC) MTR-CODE: CBAA, CBAB, CBAC, ALT, (-AC) ALT, (Valeo), FOR ALT: 140A, OE-NO 06F903023C, FOR ALT: 180A, OE-NO 03L903023E ALT, (Bosch), FOR ALT: 140A, OE-NO 06F903023F, FOR ALT: 180A, OE-NO 03G903023 MTR-CODE: CBAA, CBAB, CBAC ONLY WITH VD1076 MTR-CODE: CBAA, CBAB, CBAC, CA MTR-CODE: CBAA, CBAB, CBAC, CA MTR-CODE: CBAA, CBAB, CBAC, CA, WP
2.0 FSI	03/05-11/10	BLY, BLR, BVY, BVZ	110	1984	 	ALT, (AC) ALT, (Bosch), FOR ALT: 140A, OE-NO 06F903023F ALT, (Valeo), FOR ALT: 140A, OE-NO 06F903023C CA CA
	07/05-07/10	AXX, BWA, BPY, CAWB, CCTA, CBFA, CCZA	147	1984		MTR-CODE: BPY, AXX, BWA, ALT, (AC)
	07/05-11/10	AXX, BWA, BPY, CAWB, CCTA, CBFA, CCZA	147	1984	 	MTR-CODE: BPY, AXX, BWA, ALT, (AC) MTR-CODE: CCTA, CCZA, CBFA, CAWB, ALT, (AC) ALT, (Valeo), FOR ALT: 140A, OE-NO 06F903023C, MTR-CODE: BWA, BPY, AXX, CBFA ALT, (Bosch), FOR ALT: 140A, OE-NO 06F903023F, MTR-CODE: BWA, BPY, AXX, CBFA MTR-CODE: CCTA, CAWB, CCZA ALT, (Valeo), FOR ALT: 140A, OE-NO 06D903016A, 06J903023C ALT, (Bosch), FOR ALT: 140A, OE-NO 06B903016AB MTR-CODE: BPY, AXX, BWA, CA, WP WP, MTR-CODE: CCTA, CCZA, CBFA, CAWB CA, MTR-CODE: BPY, AXX, BWA
	08/07-11/10	CCTB	125	1984	 	ALT, (AC) ALT, (Bosch), FOR ALT: 140A, OE-NO 06B903016AB ALT, (Valeo), FOR ALT: 140A, OE-NO 06D903016A, 06J903023C WP
2.0 FSI 4motion	09/05-07/10	BLX, BLY, BVX	110	1984	 	ALT ALT, (Valeo), FOR ALT: 140A, OE-NO 06F903023C ALT, (Bosch), FOR ALT: 140A, OE-NO 06F903023F CA CA
2.0 TDI, 2.0 TDI 4motion	08/05-	BMR, CBBB	125	1968	 	MTR-CODE: BMR, ALT, (AC) MTR-CODE: CBBB, ALT, (AC) MTR-CODE: CBBB, ALT, (-AC) MTR-CODE: BMR, ALT, (-AC) MTR-CODE: BMR, ALT, (AC) MTR-CODE: CBBB, ALT, (-AC) ALT, (Bosch), FOR ALT: 140A, OE-NO 06F903023F, FOR ALT: 180A, OE-NO 03G903023, MTR-CODE: BMR ALT, (Valeo), FOR ALT: 140A, OE-NO 06F903023C, FOR ALT: 180A, OE-NO 021 903 026 L, MTR-CODE: BMR MTR-CODE: BMR, CBBB ONLY WITH VD1076 MTR-CODE: BMR, CA, WP





VW

PASSAT (3C2, 3C5)



2.0 TDI

08/05-07/06

BVE

90

1968

- CT1134** MTR-CODE: CBBB, CA, WP
- CT1051K1** MTR-CODE: BMR, CA, WP, ⇨CH-NO 3C-6-300 000
- CT1051K2** MTR-CODE: BMR, CA, WP, CH-NO 3C-7-000 001⇨
- CT1134K1** MTR-CODE: CBBB, CA, WP
- CT1051WP1** MTR-CODE: BMR, CA, WP, ⇨CH-NO 3C-6-300 000
- CT1051WP2** MTR-CODE: BMR, CA, WP, CH-NO 3C-7-000 001⇨
- CT1134WP1** MTR-CODE: CBBB, CA, WP

2.0 TDI, 2.0 TDI 4motion

03/05-

BMP

103

1968

- 6PK1050** MTR-CODE: BVE, ALT, (AC)
- 6PK948** MTR-CODE: BVE, ALT, (-AC)
- 6PK1050D2** MTR-CODE: BVE, ALT, (AC)
- AP9001** ALT, (Valeo), FOR ALT: 140A, OE-NO 06F903023C, FOR ALT: 180A, OE-NO 021903023L
- AP9001** ALT, (Bosch), FOR ALT: 140A, OE-NO 06F903023F, FOR ALT: 180A, OE-NO 03G903023
- VD1076** MTR-CODE: BVE
- MS18** ONLY WITH VD1076
- CT1051** MTR-CODE: BVE, CA, WP
- CT1051K1** MTR-CODE: BVE, CA, WP, ⇨CH-NO 3C-6-300 000
- CT1051K2** MTR-CODE: BVE, CA, WP, CH-NO 3C-7-000 001⇨
- CT1051WP1** CA, WP, ⇨CH-NO 3C-6-300 000, MTR-CODE: BVE
- CT1051WP2** CA, WP, CH-NO 3C-7-000 001⇨, MTR-CODE: BVE

2.0 TDI

08/05-

BUZ

120

1968

- 6PK1050** ALT, (AC)
- 6PK1050D2** ALT, (AC)
- AP9001** ALT, (Bosch), FOR ALT: 140A, OE-NO 06F903023F, FOR ALT: 180A, OE-NO 03G903023
- AP9001** ALT, (Valeo), FOR ALT: 140A, OE-NO 06F903023C, FOR ALT: 180A, OE-NO 021903023L
- VD1076** MTR-CODE: BMP
- MS18** ONLY WITH VD1076
- CT1028** CA, WP
- CT1028K3** CA, WP
- CT1028WP4** CA, WP

03/05-11/10

BMA, CBAA

100

1968

- 6PK1050** MTR-CODE: BUZ, ALT, (AC)
- 6PK1050D2** MTR-CODE: BUZ, ALT, (AC)
- AP9001** ALT, (Bosch), FOR ALT: 140A, OE-NO 06F903023F, FOR ALT: 180A, OE-NO 03G903023
- AP9001** ALT, FOR ALT: 140A, OE-NO 06F903023C, FOR ALT: 180A, OE-NO 021903026L
- CT1051** MTR-CODE: BUZ, CA, WP
- CT1051K1** MTR-CODE: BUZ, CA, WP, ⇨CH-NO 3C-6-300 000
- CT1051K2** MTR-CODE: BUZ, CA, WP, CH-NO 3C-7-000 001⇨
- CT1051WP1** MTR-CODE: BUZ, CA, WP, ⇨CH-NO 3C-6-300 000
- CT1051WP2** MTR-CODE: BUZ, CA, WP, CH-NO 3C-7-000 001⇨

- 6PK1050** MTR-CODE: BMA, ALT, (AC)
- 6PK1070** MTR-CODE: CBAA, CBAB, CBAC, ALT, (AC)
- 6PK842 ELAST** MTR-CODE: CBAA, CBAB, CBAC, ALT, (-AC)
- 6PK948** MTR-CODE: BMA, ALT, (-AC)
- 6PK1050D2** MTR-CODE: BMA, ALT, (AC)
- 6PK842 ELAST T1** MTR-CODE: CBAA, CBAB, CBAC, ALT, (AC)
- AP9001** ALT, (Valeo), FOR ALT: 140A, OE-NO 06F903023C, FOR ALT: 180A, OE-NO 021903023L, MTR-CODE: CBAA
- AP9001** ALT, (Bosch), FOR ALT: 140A, OE-NO 06F903023F, FOR ALT: 180A, OE-NO 03G903023, MTR-CODE: CBAA
- VD1076** MTR-CODE: BMA, CBAA, CBAB, CBAC
- MS18** ONLY WITH VD1076
- CT1051** MTR-CODE: BMA, CA, WP
- CT1134** MTR-CODE: CBAA, CBAB, CBAC, CA, WP
- CT1051K1** MTR-CODE: BMA, CA, WP, ⇨CH-NO 3C-6-300 000





VW						
PASSAT (3C2, 3C5)						
↔					CT1051K2 CT1134K1 CT1051WP1 CT1051WP2 CT1134WP2	MTR-CODE: BMA, CA, WP, CH-NO 3C-7-000 001⇒ MTR-CODE: CBAA, CBAB, CBAC, CA, WP MTR-CODE: BMA, CA, WP, ⇒CH-NO 3C-6-300 000 MTR-CODE: BMA, CA, WP, CH-NO 3C-7-000 001⇒ MTR-CODE: CBAA, CBAB, CBAC, CA, WP
	11/05-05/07	BWV	88	1968	6PK1050 6PK1050D2 AP9001 AP9001 VD1076 MS18 CT1051 CT1051K1 CT1051K2 CT1051WP1 CT1051WP2	MTR-CODE: BWV, ALT, (AC) MTR-CODE: BWV, ALT, (AC) ALT, (Bosch), FOR ALT: 140A, OE-NO 06F903023F, FOR ALT: 180A, OE-NO 03G903023 ALT, (Valeo), FOR ALT: 140A, OE-NO 06F903023C, FOR ALT: 180A, OE-NO 021 903 026 L MTR-CODE: BWV ONLY WITH VD1076 MTR-CODE: BWV, CA, WP MTR-CODE: BWV, CA, WP, ⇒CH-NO 3C-6-300 000 MTR-CODE: BWV, CA, WP, CH-NO 3C-7-000 001⇒ MTR-CODE: BWV, CA, WP, ⇒CH-NO 3C-6-300 000 MTR-CODE: BWV, CA, WP, CH-NO 3C-7-000 001⇒
	11/08-11/10	CBDC	81	1968	6PK1070 6PK842 ELAST 6PK842 ELAST T1 AP9001 AP9001 VD1076 MS18 CT1134 CT1134K1 CT1134WP2	MTR-CODE: CBDC, ALT, (AC) MTR-CODE: CBDC, ALT, (-AC) MTR-CODE: CBDC, ALT, (-AC) ALT, (Bosch), FOR ALT: 140A, OE-NO 06F903023F, FOR ALT: 180A, OE-NO 03G903023 ALT, (Valeo), FOR ALT: 140A, OE-NO 06F903023C, FOR ALT: 180A, OE-NO 03L903023E MTR-CODE: CBDC ONLY WITH VD1076 MTR-CODE: CBDC, CA MTR-CODE: CBDC, CA MTR-CODE: CBDC, CA, WP
	2.0 TDI 16V, 2.0 TDI 16V 4motion	03/05-	BKP, CBAB	103	1968	6PK1050 6PK1070 6PK842 ELAST 6PK948 6PK1050D2 6PK842 ELAST T1 AP9001 AP9001 VD1076 MS18 CT1051 CT1134 CT1051K1 CT1051K2 CT1134K1 CT1051WP1 CT1051WP2 CT1134WP2
3.2 FSI 4motion	11/05-11/10	AXZ	184	3168	6PK1613 6PK1623 AP9001 AP9001 AP9022	ALT, CH-NO 3C-7-140 001⇒ ALT, ⇒CH-NO 3C-7-140 000 ALT, (Valeo), FOR ALT: 140A, OE-NO 06F903023C, FOR ALT: 180A, OE-NO 021903023L ALT, (Bosch), FOR ALT: 140A, OE-NO 06F903023F, FOR ALT: 180A, OE-NO 03G903023 ALT, (Valeo), FOR ALT: 140A, OE-NO 06F903023P, FOR ALT: 180A, OE-NO 03G903023G, CH-NO 3C- 7-140001⇒





VW

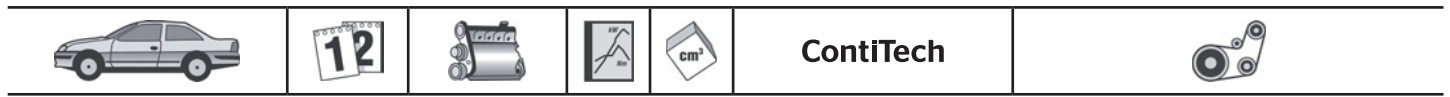
PASSAT (3C2, 3C5)

					⊙	AP9022	ALT, (Bosch), FOR ALT: 180A, OE-NO 03G903023F, CH-NO 3C-7-140001 ⇨
3.6 R36 4motion	04/07-11/10	BWS	220	3597	∞	6PK1613	ALT
					⊙	AP9022	ALT, (Bosch), FOR ALT: 180A, OE-NO 03G903023F, CH-NO 3C-7-140001 ⇨
					⊙	AP9022	ALT, (Valeo), FOR ALT: 140A, OE-NO 06F903023P, FOR ALT: 180A, OE-NO 03G903023G, CH-NO 3C-7-140001 ⇨

PASSAT CC (357)

1.4 TSI MultiFuel	01/11-	CKMA	118	1390	∞	5PK491	AIRC
					∞	6PK1698	ALT, (AC)
1.8 TSI	11/08-05/10	CDAB, CGYA	112	1798	⊙	AP9009	ALT, (Bosch), FOR ALT: 140A, OE-NO 06B 903 016 AB
					⊙	AP9009	ALT, (Valeo), FOR ALT: 140A, OE-NO 06J 903 023 C, 06H 903 017 E
	06/08-11/10	BZB, CDAA	118	1798	∞	6PK1120	ALT
					⊙	AP9009	ALT, (Bosch), FOR ALT: 140A, OE-NO 06B903016AB
					⊙	AP9009	ALT, (Valeo), FOR ALT: 140A, OE-NO 06D903016A, 06J903023C
					⚙	CT1143	WP
2.0 BlueTDI	05/09-11/10	CBAC	105	1968	∞	6PK1070	MTR-CODE: CBAA, CBAB, CBAC, ALT, (AC)
					⊙	AP9001	ALT, (Bosch), FOR ALT: 140A, OE-NO 06F903023F, FOR ALT: 180A, OE-NO 03G903023, 03L903023D
					⊙	AP9001	ALT, (Valeo), FOR ALT: 140A, OE-NO 06F903023C, 03L903023F, FOR ALT: 180A, OE-NO 03L903023E, 03L903023B
					⊙	VD1076	MTR-CODE: CBAA, CBAB, CBAC
					⚙	CT1134	MTR-CODE: CBAA, CBAB, CBAC, CA
					⚙	CT1134K1	MTR-CODE: CBAA, CBAB, CBAC, CA
					⚙	CT1134WP2	MTR-CODE: CBAA, CBAB, CBAC, CA, WP
2.0 TDI	05/08-11/08	CBBA	120	1968	∞	6PK1070	MTR-CODE: CBBA, CBBB, ALT, (AC)
					⊙	AP9001	ALT, (Bosch), FOR ALT: 110A, OE-NO 06F903023D, FOR ALT: 140A, OE-NO 06F903023F, FOR ALT: 180A, OE-NO 03G903023
					⊙	AP9001	ALT, (Valeo), FOR ALT: 110A, OE-NO 06F903023E, FOR ALT: 140A, OE-NO 06F903023C, FOR ALT: 180A, OE-NO 021903026L
					⊙	VD1076	MTR-CODE: CBBA, CBBB
					⚙	CT1134	MTR-CODE: CBBA, CBBB, CA
					⚙	CT1134K1	MTR-CODE: CBBA, CBBB, CA
					⚙	CT1134WP1	MTR-CODE: CBBA, CBBB, CA, WP
2.0 TDI, 2.0 TDI 4motion	06/08-	CBAA, CBAB, CFFA, CFFB	100-103	1968	∞	6PK1070	MTR-CODE: CBAA, CBAB, CBAC, CFFA, CFFB, ALT, (AC)
					⊙	AP9001	ALT, (Bosch), FOR ALT: 110A, OE-NO 06F903023D, FOR ALT: 140A, OE-NO 06F903023F, FOR ALT: 180A, OE-NO 03G903023
					⊙	AP9001	ALT, (Valeo), FOR ALT: 110A, OE-NO 06F903023E, FOR ALT: 140A, OE-NO 06F903023C, FOR ALT: 180A, OE-NO 021903026L
					⊙	VD1076	MTR-CODE: CBAA, CBAB, CBAC
					⊙	VD1111	MTR-CODE: CFFA, CFFB
					⚙	CT1134	MTR-CODE: CBAA, CBAB, CBAC, CA
					⚙	CT1139	MTR-CODE: CFFA, CFFB, CA
					⚙	CT1134K1	MTR-CODE: CBAA, CBAB, CBAC, CA
					⚙	CT1139K2	MTR-CODE: CFFA, CFFB, CA, 12/2010 ⇨
					⚙	CT1134WP2	MTR-CODE: CBAA, CBAB, CBAC, CA, WP
					⚙	CT1139WP6	MTR-CODE: CFFA, CFFB, CA, WP, 12/2010 ⇨
		CBBB, CFGB, CLLA	125	1968	∞	6PK1070	MTR-CODE: CBBB, CFGB, ALT, (AC)
					⊙	AP9001	ALT, (Bosch), FOR ALT: 110A, OE-NO 06F903023D, FOR ALT: 140A, OE-NO 06F903023F, FOR ALT:





VW PASSAT CC (357)							
↔					AP9001 VD1076 VD1111 CT1134 CT1139 CT1134K1 CT1139K2 CT1134WP1 CT1139WP6	180A, OE-NO 03G903023 ALT, (Valeo), FOR ALT: 110A, OE-NO 06F903023E, FOR ALT: 140A, OE-NO 06F903023C, FOR ALT: 180A, OE-NO 021903026L MTR-CODE: CBBB MTR-CODE: CFGB MTR-CODE: CBBB, CA MTR-CODE: CFGB, CA MTR-CODE: CBBB, CA MTR-CODE: CFGB, CLLA, CA, 12/2010↔ MTR-CODE: CBBB, CA, WP MTR-CODE: CFGB, CA, WP, 12/2010↔	
	2.0 TSI	11/10-	CCZB	155	1984	6PK1120 AP9009 CT1143	ALT ALT, (Valeo), FOR ALT: 140A, OE-NO 06H 903 017 E WP
		06/08-	CAWB, CCTA, CBFA, CCZA	147	1984	6PK1120 AP9009 AP9009 CT1143	ALT ALT, (Valeo), FOR ALT: 140A, OE-NO 06D903016A, 06J903023C MTR-CODE: CCTA, CAWB ALT, (Bosch), FOR ALT: 140A, OE-NO 06B903016AB WP
	3.6 FSI 4motion	06/08-05/10	BWS	220	3597	6PK1613 AP9022 AP9022	ALT ALT, (Valeo), FOR ALT: 140A, OE-NO 06F903023P, FOR ALT: 180A, OE-NO 03G903023G, CH-NO 3C- 7-140001↔ ALT, (Bosch), FOR ALT: 180A, OE-NO 03G903023F, CH-NO 3C-7-140001↔
PHAETON (3D_)							
	3.0 V6 TDI 4motion	09/04-	BMK	165	2967	6PK2475 VD1033 MS25 CT1094 CT1094K1	ALT, WP, AC, PS MTR-CODE: BMK ONLY WITH VD1033 INJP INJP
		06/07-	CEXA, CARA, CARB	171- 176	2967	6PK2510 CT1131 CT1131K1	ALT INJP INJP
	3.6 V6 4motion	11/08-	CHNA, CMVA	206	3597	7DPK2074	ALT
	4.2 V8 4motion	05/03-	BGH, BGJ	246	4172	7PK2535 CT920 CT920K3	ALT MTR-CODE: BGH, BGJ, CA, WP MTR-CODE: BGH, BGJ, CA, WP
	5.0 V10 TDI 4motion	11/02-	AJS	230	4921	AP9030 AP9030	ALT, (Delphi), FOR ALT: 190A, OE-NO 07Z 903 021 C, 07Z 903 021 F AC
	6.0 W12 4motion	04/02-	BAN, BRN, BTT	309- 331	5998	7DPK2569	ALT
POLO (6N1, 6KV2, 6KV5)							
	1.4	12/98-09/01	AKP	40	1390	6PK1070 6PK1125 6PK751 CT846 CT846K1 CT846K2 CT846WP1 CT846WP2	ALT, (PS), (-AC) ALT, (PS), (AC) ALT, (-PS), (-AC) CA CA, ↔CH-NO 6N-Y-600 000 CA, CH-NO 6N-Y-600 001↔ CA, ↔CH-NO 6N-Y-600 000 CA, CH-NO 6N-Y-600 001↔
		05/97-09/01	AEX, AKV, AKK, AUD, ANW, APQ	44	1390	2PJ800 2PJ860 6PK1070 6PK1125 6PK1185 6PK751 CT846	2.FAN 2.FAN ALT, (PS), (-AC) ALT, (PS), (AC), ↔08/1997 ALT, (PS), (AC), 09/1997↔ ALT, (-PS), (-AC) CA



VW

POLO (6N1, 6KV2, 6KV5)



					CT846K1 CT846K1 CT846K2 CT846K2 CT846WP1 CT846WP2 CT846WP2 CT846WP3	CA, MTR-CODE: AKK, ⇨MTR-NO 127 806 CA, MTR-CODE: AEX, AKV, APQ, ANX CA, MTR-CODE: AKK, MTR-NO 127 807⇨ CA, MTR-CODE: ANW, AUD CA, MTR-CODE: AKK, ⇨MTR-NO 127 806 CA, MTR-CODE: AKK, MTR-NO 127 807⇨ CA, MTR-CODE: ANW CA, MTR-CODE: AEX, AKV, APQ, ANX
1.4 16V	10/99-09/01	APE, AUA	55	1390	6PK1070 6PK1125 6PK751 CT957(SET) CT957K1 CT957WP1	ALT, (PS), (-AC) ALT, (PS), (AC) ALT, (-PS), (-AC) CA CA CA
1.6	05/97-09/01	AEE, ALM	55	1598	2PJ800 2PJ860 6PK1070 6PK1185 6PK751 CT847 CT847K1 CT847WP1	2.FAN 2.FAN ALT, PS ALT, PS, AC ALT CA, MTR-CODE: AEE, ALM CA, MTR-CODE: AEE, ALM CA, MTR-CODE: AEE, ALM
		AFT, AEH, AKL, APF, AUR	74	1595	11,5X685Ld 11,5X755Ld 6DPK1195 6PK1120 6PK1153 6PK894 CT848 CT908 CT848K4 CT908K1 CT908WP1	PS, MTR-CODE: AFT PS, (AC), MTR-CODE: AFT ALT, (AC), MTR-CODE: AKL, APF, AUR, AEH ALT, (AC), MTR-CODE: AKL, APF, AUR, AEH ALT, (AC), MTR-CODE: AFT ALT, (-AC), MTR-CODE: AFT CA, MTR-CODE: AFT CA, MTR-CODE: AKL, APF, AUR, AEH CA, MTR-CODE: AFT CA, MTR-CODE: AKL, APF, AUR, AEH CA, MTR-CODE: AEH, AKL, APF, AUR
1.7 SDI	04/97-10/99	AHG	42	1716	5PK1219 AP9059 CT1012 CT1012K1 CT1012K2	ALT ALT, (Bosch), FOR ALT: 70A, OE-NO 028 903 026 B, FOR ALT: 90A, OE-NO 028 903 026 A, 028 903 028 P CA CA CA
		AKW	42	1716	11,5X730Ld 11,5X790Ld 2PJ800 2PJ860 6PK1045 6PK1145 6PK923 VD1084 MS13 CT945 CT945K1	PS, (-AC) PS, WP, (AC) 2.FAN, OE-NO 1H0 119 137 2.FAN, OE-NO 1H0 119 137 A ALT, (-AC), (TENS DAMPER) ALT, (AC) ALT, (-AC), (TENS DAMPER) MTR-CODE: AKW ONLY WITH VD1084 CA CA
1.8	05/97-09/01	ADZ	66	1781	11,5X685Ld 11,5X755Ld 6PK1153 6PK894 CT848 CT848K4	PS PS, (AC) ALT, AC ALT CA CA
1.9 SDI	08/99-09/01	AGP, AQM	50	1896	6PK1660 6PK906 VD1089 CT1044	ALT, (AC) ALT, (-AC) CA, MTR-CODE: AGP, MTR-NO 595 001⇨





VW

POLO (6N1, 6KV2, 6KV5)



VW

					CT1044 CT946 CT946 CT1044K1 CT1044K1 CT946K1 CT946K1 CT1044WP1 CT1044WP1	CA, MTR-CODE: AQM, MTR-NO 045 001 → CA, MTR-CODE: AGP, →MTR-NO 595 000 CA, MTR-CODE: AQM, →MTR-NO 045 000 CA, MTR-CODE: AQM, MTR-NO 004 133 → CA, MTR-CODE: AGP, MTR-NO 229 904 → CA, MTR-CODE: AQM, →MTR-NO 004 131 CA, MTR-CODE: AGP, →MTR-NO 229 902 MTR-CODE: AGP, MTR-NO 595 001 → CA, MTR-CODE: AQM, MTR-NO 045 001 →
	06/97-09/01	AEY	47	1896	11,5X730Ld 11,5X790Ld 2PJ800 2PJ860 6PK1045 6PK1145 6PK923 VD1084 MS13 CT945 CT945K1	PS, (-AC) PS, WP, (AC) 2.FAN, OE-NO 1H0 119 137 2.FAN, OE-NO 1H0 119 137 A ALT, (-AC), (TENS DAMPER) ALT, (AC) ALT, (-AC), (TENS DAMPER) MTR-CODE: AEY ONLY WITH VD1084 CA CA
1.9 TDI	06/98-09/01	AFN, ASV	81	1896	11,5X730Ld 11,5X790Ld 2PJ800 2PJ860 6PK1045 6PK1145 6PK1660 6PK906 6PK923 AP9004 AP9004 VD1084 MS13 CT1044 CT867 CT946 CT1044K1 CT867K4 CT1044WP1	PS, (-AC), MTR-CODE: AFN PS, WP, (AC), MTR-CODE: AFN 2.FAN, OE-NO 1H0 119 137 2.FAN, OE-NO 1H0 119 137 A ALT, (-AC), (TENS DAMPER), MTR-CODE: AFN ALT, (AC), MTR-CODE: AFN ALT, PS, (AC), MTR-CODE: ASV ALT, PS, (-AC), MTR-CODE: ASV ALT, (-AC), (TENS DAMPER), MTR-CODE: AFN ALT, MTR-CODE: AFN, CH-NO 6KX-507830 →, (Bosch), FOR ALT: 90A, OE-NO 028 903 028 J ALT, MTR-CODE: AFN, (Bosch), FOR ALT: 120A, OE- NO 028 903 026 G MTR-CODE: AFN, →08/1999 ONLY WITH VD1084 CA, MTR-CODE: ASV, MTR-NO 150001 → CA, MTR-CODE: AFN CA, MTR-CODE: ASV, →MTR-NO 150000 CA, MTR-CODE: AFN CA, MTR-CODE: ASV, MTR-NO 150 001 →
	05/97-09/01	AHU, AGR, ALH, ALE	66	1896	11,5X730Ld 11,5X790Ld 2PJ800 2PJ860 6PK1045 6PK1145 6PK1660 6PK906 6PK923 AP9001 AP9004 AP9004 VD1084 MS13 CT1044 CT1044	PS, (-AC), MTR-CODE: AHU, ALE PS, WP, (AC), MTR-CODE: AHU, ALE 2.FAN, OE-NO 1H0 119 137 2.FAN, OE-NO 1H0 119 137 A ALT, (-AC), (TENS DAMPER), MTR-CODE: AHU, ALE ALT, (AC), MTR-CODE: AHU, ALE ALT, PS, (AC), MTR-CODE: AGR, ALH ALT, PS, (-AC), MTR-CODE: AGR, ALH ALT, (-AC), (TENS DAMPER), MTR-CODE: AHU, ALE ALT, (Bosch), FOR ALT: 70A, OE-NO 038 903 023 K, FOR ALT: 90A, OE-NO 038 903 023 L, MTR-CODE: ALH ALT, (Bosch), FOR ALT: 90A, OE-NO 028 903 028 J, CH-NO 6KX-507830 →, MTR-CODE: AHU, ALE ALT, (Bosch), FOR ALT: 120A, OE-NO 028 903 026 G, MTR-CODE: AHU, ALE MTR-CODE: AHU, ALE, →08/1999 ONLY WITH VD1084 CA, MTR-CODE: ALH, MTR-NO 500 001 → CA, MTR-CODE: AGR, MTR-NO 565 001 →





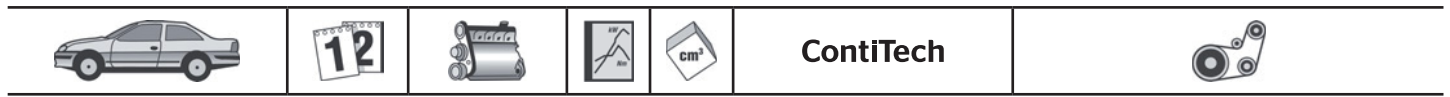
VW

POLO (6N1, 6KV2, 6KV5)



100 1.4 16V	04/96-10/99	AFH	74	1390	CT867 CT946 CT946 CT1044K1 CT1044K1 CT867K4 CT1044WP1 CT1044WP1	CA, MTR-CODE: AHU, ALE CA, MTR-CODE: AGR, ⇨MTR-NO 565 000 CA, MTR-CODE: ALH, ⇨MTR-NO 500 000 CA, MTR-CODE: ALH, MTR-NO 500 001⇨ CA, MTR-CODE: AGR, MTR-NO 565 001⇨ CA, MTR-CODE: AHU, ALE CA, MTR-CODE: ALH, MTR-NO 500 001⇨ CA, MTR-CODE: AGR, MTR-NO 565 001⇨
100 1.6	12/95-09/01	AFT, AEH, AKL, APF, AUR	74	1595	11,5X685Ld 11,5X755Ld 6DPK1195 6PK1120 6PK1153 6PK894 CT848 CT908 CT848K4 CT908K1 CT908WP1	PS, MTR-CODE: AFT PS, (AC), MTR-CODE: AFT ALT, (AC), MTR-CODE: AKL, APF, AUR, AEH ALT, (AC), MTR-CODE: AKL, APF, AUR, AEH ALT, (AC), MTR-CODE: AFT ALT, (AC), MTR-CODE: AFT CA, MTR-CODE: AFT CA, MTR-CODE: AKL, APF, AUR, AEH CA, MTR-CODE: AFT CA, MTR-CODE: AKL, APF, AUR, AEH CA, MTR-CODE: AEH, AKL, APF, AUR
110 1.9 TDI	06/98-09/01	AFN, ASV	81	1896	11,5X730Ld 11,5X790Ld 2PJ800 2PJ860 6PK1045 6PK1145 6PK1660 6PK906 6PK923 AP9004 AP9004 VD1084 MS13 CT1044 CT867 CT946 CT1044K1 CT867K4 CT1044WP1	PS, (AC), MTR-CODE: AFN PS, WP, (AC), MTR-CODE: AFN 2.FAN, OE-NO 1H0 119 137 2.FAN, OE-NO 1H0 119 137 A ALT, (AC), (TENS DAMPER), MTR-CODE: AFN ALT, (AC), MTR-CODE: AFN ALT, PS, (AC), MTR-CODE: ASV ALT, PS, (AC), MTR-CODE: ASV ALT, (AC), (TENS DAMPER), MTR-CODE: AFN ALT, MTR-CODE: AFN, CH-NO 6KX-507830⇨, (Bosch), FOR ALT: 90A, OE-NO 028 903 028 J ALT, MTR-CODE: AFN, (Bosch), FOR ALT: 120A, OE-NO 028 903 026 G MTR-CODE: AFN, ⇨08/1999 ONLY WITH VD1084 CA, MTR-CODE: ASV, MTR-NO 150001⇨ CA, MTR-CODE: AFN CA, MTR-CODE: ASV, ⇨MTR-NO 150000 CA, MTR-CODE: ASV, MTR-NO 150001⇨ CA, MTR-CODE: AFN CA, MTR-CODE: ASV, MTR-NO 150 001⇨
120 1.6 16V GTI	09/98-10/99	AJV	88	1598	6PK1070 6PK1125 6PK751 CT957(SET) CT957K1 CT957K2 CT957WP2	ALT, (PS), (AC) ALT, (PS), (AC) ALT, (PS), (AC) CA CA, MTR-CODE: AJV, MTR-NO 005 001⇨ CA, MTR-CODE: AJV, ⇨MTR-NO 005 000 CA, MTR-CODE: AJV, MTR-NO 005 001⇨
45 1.0	10/94-09/96	AEV	33	1043	6PK1070 6PK1125 6PK751 CT845 CT845K1 CT845WP1	ALT, (PS), (AC) ALT, (PS), (AC) ALT, (PS), (AC) CA CA CA
50 1.0	09/96-10/99	AER, ALL	37	999	6PK1070 6PK1125 6PK751 CT846	ALT, (PS), (AC) ALT, (PS), (AC) ALT, (PS), (AC) CA





VW						
POLO (6N1, 6KV2, 6KV5)						
						CT846K1 CA
						CT846WP1 CA
54 1.4	01/98-08/99	ANX	40	1390		6PK1070 ALT, (PS), (-AC)
						6PK1185 ALT, (PS), (AC)
						6PK751 ALT, (-PS), (-AC)
						CT846 CA
						CT846K1 CA
						CT846WP3 CA
55 1.3	10/94-07/95	ADX	40	1296		6PK1070 ALT, (PS), (-AC)
						6PK1125 ALT, (PS), (AC)
						6PK751 ALT, (-PS), (-AC)
						CT846 CA
						CT846K1 CA
						CT846WP3 CA
57 1.7 SDI	07/97-09/01	AKW	42	1716		11,5X730Ld PS, (-AC)
						11,5X790Ld PS, WP, (AC)
						2PJ800 2.FAN, OE-NO 1H0 119 137
						2PJ860 2.FAN, OE-NO 1H0 119 137 A
						6PK1045 ALT, (-AC), (TENS DAMPER)
						6PK1145 ALT, (AC)
						6PK923 ALT, (-AC), (TENS DAMPER)
						VD1084
						MS13 ONLY WITH VD1084
						CT945 CA
						CT945K1 CA
55 1.4, 60 1.4	08/95-09/01	AEX, AKV, AKK, AUD, ANW, APQ	40-44	1390		2PJ800 2.FAN
56 1.4, 60 1.4	08/95-09/01	AEX, AKV, AKK, AUD, ANW, APQ	40-44	1390		2PJ860 2.FAN
57 1.4, 60 1.4	08/95-09/01	AEX, AKV, AKK, AUD, ANW, APQ	40-44	1390		6PK1070 ALT, (PS), (-AC)
58 1.4, 60 1.4	08/95-09/01	AEX, AKV, AKK, AUD, ANW, APQ	40-44	1390		6PK1125 ALT, (PS), (AC), ⇨08/1997
59 1.4, 60 1.4	08/95-09/01	AEX, AKV, AKK, AUD, ANW, APQ	40-44	1390		6PK1185 ALT, (PS), (AC), 09/1997⇨
60 1.4, 60 1.4	08/95-09/01	AEX, AKV, AKK, AUD, ANW, APQ	40-44	1390		6PK751 ALT, (-PS), (-AC)
61 1.4, 60 1.4	08/95-09/01	AEX, AKV, AKK, AUD, ANW, APQ	40-44	1390		CT846 CA
62 1.4, 60 1.4	08/95-09/01	AEX, AKV, AKK, AUD, ANW, APQ	40-44	1390		CT846K1 CA, MTR-CODE: AEX, AKV, APQ, ANX
63 1.4, 60 1.4	08/95-09/01	AEX, AKV, AKK, AUD, ANW, APQ	40-44	1390		CT846K1 CA, MTR-CODE: AKK, ⇨MTR-NO 127 806
64 1.4, 60 1.4	08/95-09/01	AEX, AKV, AKK, AUD, ANW, APQ	40-44	1390		CT846K2 CA, MTR-CODE: AKK, MTR-NO 127 807⇨
65 1.4, 60 1.4	08/95-09/01	AEX, AKV, AKK, AUD, ANW, APQ	40-44	1390		CT846K2 CA, MTR-CODE: AUD, ANW
66 1.4, 60 1.4	08/95-09/01	AEX, AKV, AKK, AUD, ANW, APQ	40-44	1390		CT846WP2 CA, MTR-CODE: AUD, ANW
67 1.4, 60 1.4	08/95-09/01	AEX, AKV, AKK, AUD, ANW, APQ	40-44	1390		CT846WP3 CA, MTR-CODE: AEX, AKV, APQ, ANX
60 1.7 SDI	08/97-10/99	AKU	44	1716		2PJ860 2.FAN
						5PK1219 ALT
						AP9057 ALT, (Bosch), FOR ALT: 70A, OE-NO 038 903 025, FOR ALT: 90A, OE-NO 038 903 025 A
						AP9059 ALT, (Bosch), FOR ALT: 70A, OE-NO 028 903 026 B, FOR ALT: 90A, OE-NO 028 903 026 A, 028 903 028 P
						CT1012 CA
						CT1012K1 CA





ContiTech



VW

POLO (6N1, 6KV2, 6KV5)

64 1.9 D	10/94-10/99	AEF	47	1896	CT1012K2	CA
					5PK1219	ALT
					AP9057	ALT, (Bosch), FOR ALT: 70A, OE-NO 038 903 023 P, FOR ALT: 90A, OE-NO 038 903 023 T
					AP9059	ALT, (Bosch), FOR ALT: 70A, OE-NO 028 903 026 B, FOR ALT: 90A, OE-NO 028 903 026 A, 028 903 028 L
					CT1012	CA
					CT1012K1	CA
64 1.9 SDI	07/96-10/99	AGD	47	1896	5PK1219	ALT, PS
					AP9057	ALT, (Bosch), FOR ALT: 70A, OE-NO 038 903 025, FOR ALT: 90A, OE-NO 038 903 025 A
					AP9059	ALT, (Bosch), FOR ALT: 70A, OE-NO 028 903 026 B, FOR ALT: 90A, OE-NO 028 903 026 A, 028 903 028 P
					CT1012	CA
					CT1012K1	CA
					CT1012K2	CA
	12/95-08/99	AEY	47	1896	11,5X730Ld	PS, (-AC)
					11,5X790Ld	PS, WP, (AC)
					2PJ800	2,FAN, OE-NO 1H0 119 137
					2PJ860	2,FAN, OE-NO 1H0 119 137 A
					6PK1045	ALT, (-AC), (TENS DAMPER)
					6PK1145	ALT, (AC)
					6PK923	ALT, (-AC), (TENS DAMPER)
					AP9004	ALT, (Bosch), FOR ALT: 70A, OE-NO 028 903 018 X
					AP9004	ALT, (Bosch), FOR ALT: 90A, OE-NO 028 903 028 J, FOR ALT: 120A, OE-NO 028 903 026 J, MTR-CODE: AEY
					VD1084	MTR-CODE: AEY
					MS13	ONLY WITH VD1084
					CT867	CA, MTR-CODE: 1Y
					CT945	CA, MTR-CODE: AEY
					CT867K2	CA, MTR-CODE: 1Y
	CT945K1	CA, MTR-CODE: AEY				
68 1.9 SDI	08/99-09/01	AGP, AQM	50	1896	6PK1660	ALT, (AC)
					6PK906	ALT, (-AC)
					VD1089	
					CT1044	CA, MTR-CODE: AQM, MTR-NO 045 001⇒
					CT1044	CA, MTR-CODE: AGP, MTR-NO 595 001⇒
					CT946	CA, MTR-CODE: AQM, ⇒MTR-NO 045 000
					CT946	CA, MTR-CODE: AGP, ⇒MTR-NO 595 000
					CT1044K1	MTR-CODE: AQM, CA, MTR-NO 004 133⇒
					CT1044K1	CA, MTR-CODE: AGP, MTR-NO 229 904⇒
					CT946K1	CA, MTR-CODE: AGP, ⇒MTR-NO 229 902
					CT946K1	CA, MTR-CODE: AQM, ⇒MTR-NO 004 131
					CT1044WP1	CA, MTR-CODE: AQM, MTR-NO 045 001⇒
CT1044WP1	MTR-CODE: AGP, MTR-NO 595 001⇒					
75 1.4 16V	10/99-09/01	APE, AUA	55	1390	6PK1070	ALT, (PS), (-AC)
					6PK1125	ALT, (PS), (AC)
					6PK751	ALT, (-PS), (-AC)
					CT957(SET)	CA
					CT957K1	CA
					CT957WP1	CA
75 1.6	11/95-09/97	1F	55	1595	11,5X685Ld	PS, (-AC)
					11,5X755Ld	PS, WP, (AC)
					2PJ860	2,FAN
					6PK1153	ALT, AC
					6PK894	ALT, WP, (-AC)
					CT637	CA
					CT637K1	CA





VW						
POLO (6N1, 6KV2, 6KV5)						
	10/94-09/01	AEA, AEE, AHS, ALM	55	1598	2PJ800 2PJ860 6PK1070 6PK1125 6PK751 CT847 CT847K1 CT847WP1	2.FAN 2.FAN ALT, (PS), (-AC) ALT, (PS), (AC) ALT, (-PS), (-AC) CA CA CA
90 1.8	01/97-09/01	ABS, ADZ, ADD	66	1781	11,5X685Ld 11,5X755Ld 6PK1153 6PK894 CT848 CT848K4	PS PS, (AC) ALT, AC ALT CA CA
90 1.9 TDI	09/96-09/01	AHU, AGR, ALH, ALE	66	1896	11,5X730Ld 11,5X790Ld 2PJ800 2PJ860 6PK1045 6PK1145 6PK1660 6PK906 6PK923 AP9001 AP9004 AP9004 VD1084 VD1089 MS13 CT1044 CT1044 CT867 CT946 CT946 CT1044K1 CT1044K1 CT867K4 CT946K1 CT946K1 CT1044WP1 CT1044WP1	PS, (-AC), MTR-CODE: AHU, ALE PS, WP, (AC), MTR-CODE: AHU, ALE 2.FAN, OE-NO 1H0 119 137 2.FAN, OE-NO 1H0 119 137 A ALT, (-AC), (TENS DAMPER), MTR-CODE: AHU, ALE ALT, (AC), MTR-CODE: AHU, ALE ALT, PS, (AC), MTR-CODE: AGR, ALH ALT, PS, (-AC), MTR-CODE: AGR, ALH ALT, (-AC), (-TENS DAMPER), MTR-CODE: AHU, ALE ALT, (Bosch), FOR ALT: 70A, OE-NO 038 903 023 K, FOR ALT: 90A, OE-NO 038 903 023 L, MTR-CODE: ALH ALT, MTR-CODE: AHU, ALE, CH-NO 6K0-X-507830⇨, (Bosch), FOR ALT: 90A, OE-NO 028 903 028 J ALT, MTR-CODE: AHU, ALE, (Bosch), FOR ALT: 120A, OE-NO 028 903 026 G MTR-CODE: ALE, AHU MTR-CODE: ALH, AGR ONLY WITH VD1084 CA, MTR-CODE: AGR, MTR-NO 565 001⇨ CA, MTR-CODE: ALH, MTR-NO 500 001⇨ CA, MTR-CODE: AHU, ALE CA, MTR-CODE: ALH, ⇨MTR-NO 500 000 CA, MTR-CODE: AGR, ⇨MTR-NO 565 000 CA, MTR-CODE: ALH, MTR-NO 500 001⇨ CA, MTR-CODE: AGR, MTR-NO 565 001⇨ CA, MTR-CODE: AHU, ALE CA, MTR-CODE: AGR, ⇨MTR-NO 565 000, OPT CA, MTR-CODE: ALH, ⇨MTR-NO 500 000, OPT CA, MTR-CODE: AGR, MTR-NO 565 001⇨ CA, MTR-CODE: ALH, MTR-NO 500 001⇨
POLO (6N2)						
1.0	10/99-09/01	ALD, AUC	37	999	6PK1070 6PK1125 6PK751 CT846 CT846K1 CT846K2 CT846WP1 CT846WP2	ALT, (PS), (-AC) ALT, (PS), (AC) ALT, (-PS), (-AC) CA CA, ⇨CH-NO 6N-Y-600 000 CA, CH-NO 6N-Y-600 001⇨ CA, ⇨CH-NO 6N-Y-600 000 CA, CH-NO 6N-Y-600 001⇨
1.2	04/01-10/01	AWY	40	1198	6PK1453 6PK1873 6PK1880 AP9006	ALT, (AC) ALT, (AC), CH-NO 9N-4D013 519⇨, 9N-4Y074 378⇨ ALT, (AC), ⇨CH-NO 9N-4D013 518, 9N-4Y074 377 ALT, (Valeo), FOR ALT: 70A, OE-NO 03D903025D, 03D903025H, FOR ALT: 90A, OE-NO 03D903025J
1.4	10/99-09/01	AKK, AKP, ANX,	40-44	1390	6PK1070	ALT, (PS), (-AC)





ContiTech



VW

POLO (6N2)



		AUD			6PK1125 6PK751 CT846 CT846K1 CT846K2 CT846WP1 CT846WP2	ALT, (PS), (AC) ALT, (-PS), (-AC) CA CA, ⇔CH-NO 6N-Y-600 000 CA, CH-NO 6N-Y-600 001⇔ CA, ⇔CH-NO 6N-Y-600 000 CA, CH-NO 6N-Y-600 001⇔
1.4 16V	10/99-09/01	AHW, APE, AUA	55	1390	6PK1070 6PK1125 6PK751 CT957(SET) CT957K1 CT957WP1	ALT, (PS), (-AC) ALT, (PS), (AC) ALT, (-PS), (-AC) CA CA, MTR-CODE: AHW, AUA, APE MTR-CODE: AHW, AUA, APE
		AFK, AQQ, AUB	74	1390	6PK1070 6PK1125 6PK751 CT957(SET) CT957K1 CT957WP1	ALT, (PS), (-AC) ALT, (PS), (AC) ALT, (-PS), (-AC) CA CA CA
1.4 TDI	10/99-09/01	AMF	55	1422	6DPK1188 6PK1120 AP9001 CT1028 CT1028K1 CT1028K2 CT1028K4 CT1028K5	ALT, PS, (AC) ALT, PS, (-AC) ALT, (Bosch), FOR ALT: 70A, OE-NO 038903023K, FOR ALT: 90A, OE-NO 038903023L CA, WP CA, WP, ⇔MTR-NO 011 494 CA, WP, MTR-NO 011 495⇔ CA, WP, MTR-NO 011 495⇔ CA, WP, ⇔MTR-NO 011 494
1.4 TDi	01/00-10/00	ATL	66	1422	6PK858 6PK995 CT1028 CT1028K3 CT1028WP3	ALT, (AC) ALT, (AC) CA, WP CA, WP CA, WP
1.6 16V GTI	10/99-09/01	ARC, AVY	92	1598	6PK1070 6PK1125 6PK751 CT957(SET) CT957K1 CT957WP2	ALT, (PS), (-AC) ALT, (PS), (AC) ALT, (-PS), (-AC) CA CA CA
1.7 SDI	10/99-09/01	AKU	44	1716	5PK1219 AP9001 AP9057 AP9059 CT1012 CT1012K1 CT1012K2	ALT, (Bosch), FOR ALT: 70A, OE-NO 038903023K, FOR ALT: 90A, OE-NO 038903023L ALT, (Bosch), FOR ALT: 70A, OE-NO 038 903 025, FOR ALT: 90A, OE-NO 038 903 025 A ALT, (Bosch), FOR ALT: 70A, OE-NO 028 903 026 B, FOR ALT: 90A, OE-NO 028 903 026 A, 028 903 028 P CA CA CA
1.9 D	10/99-09/01	AEF	47	1896	5PK1219 AP9001 AP9057 AP9059 CT1012 CT1012K1	ALT, (Bosch), FOR ALT: 70A, OE-NO 038903023K, FOR ALT: 90A, OE-NO 038903023L ALT, (Bosch), FOR ALT: 70A, OE-NO 038 903 025, FOR ALT: 90A, OE-NO 038 903 025 A ALT, (Bosch), FOR ALT: 70A, OE-NO 028 903 026 B, FOR ALT: 90A, OE-NO 028 903 026 A, 028 903 028 L CA CA
1.9 SDI	10/99-09/01	AGD, ASX	47	1896	5PK1219	ALT, (Bosch), FOR ALT: 70A, OE-NO 038903023K, FOR ALT: 90A, OE-NO 038903023L ALT, (Bosch), FOR ALT: 70A, OE-NO 038 903 025, FOR ALT: 90A, OE-NO 038 903 025 A ALT, (Bosch), FOR ALT: 70A, OE-NO 028 903 026 B, FOR ALT: 90A, OE-NO 028 903 026 A, 028 903 028 L CA CA





VW					
POLO (6N2)					
					AP9001 ALT, (Bosch), FOR ALT: 70A, OE-NO 038903023K, FOR ALT: 90A, OE-NO 038903023L AP9057 ALT, (Bosch), FOR ALT: 70A, OE-NO 038 903 025, FOR ALT: 90A, OE-NO 038 903 025 A AP9059 MTR-CODE: AGD, ALT, (Bosch), FOR ALT: 70A, OE-NO 028 903 026 B, FOR ALT: 90A, OE-NO 028 903 026 A, 028 903 028 P CT1012 CA CT1012K1 CA CT1012K2 CA
POLO (6R_)					
1.2	06/09-	CGPA, CGPB	44-51	1198	6PK1453 ALT, (-AC) 6PK1873 ALT, (AC)
1.2 TDI	10/09-	CFWA	55	1199	6PK1070 MTR-CODE: CFWA, ALT, (AC) 6PK842 ELAST MTR-CODE: CFWA, ALT, (-AC) 6PK842 ELAST T1 MTR-CODE: CFWA, ALT, (-AC) AP9001 ALT, (Valeo), FOR ALT: 110A, OE-NO 03P903023F, FOR ALT: 140A, OE-NO 03P903023D AP9001 ALT, (Bosch), FOR ALT: 110A, OE-NO 03P903023E, FOR ALT: 140A, OE-NO 03P903023C VD1111 CT1139 MTR-CODE: CFWA, CA CT1139K2 MTR-CODE: CFWA, CA, 02/2011↔ CT1139WP6 MTR-CODE: CFWA, CA, WP, 02/2011↔
1.2 TSI	05/11-	CBZC	66	1197	6PK1432 ALT, (-AC) 6PK1693 ALT, (AC) AP9012 ALT, (Bosch), FOR ALT: 140A, OE-NO 03F 903 023 D, 03C 903 025 F AP9012 ALT, (Valeo), FOR ALT: 110A, OE-NO 03F 903 023 E
	11/09-	CBZB	77	1197	6PK1432 MTR-CODE: CBZA, CBZB, ALT, (-AC) 6PK1693 MTR-CODE: CBZA, CBZB, ALT, (AC) AP9012 ALT, (Bosch), FOR ALT: 140A, OE-NO 03F903023D AP9012 ALT, (Valeo), FOR ALT: 110A, OE-NO 03F903023E
1.4	06/09-	CGGB, CDDA, CLPA	63	1390	6PK1080 ALT, (AC) 6PK737 ALT, (-AC) CT957(SET) CA, MTR-CODE: CGGB CT957K3 MTR-CODE: CGGB, CA CT957WP3 MTR-CODE: CGGB, CA
1.4 BiFuel	03/10-01/11	CMAA	60	1390	6PK1080 ALT CT957(SET) CA CT957K3 CA CT957WP3 CA
1.4 GTI	05/10-	CAVE, CTHE	132	1390	5PK491 AIRC 6PK1600 ALT, (-AC) 6PK1698 ALT, (AC) AP9012 ALT, (Valeo), FOR ALT: 110A, OE-NO 03C903023G, FOR ALT: 140A, OE-NO 03C903025D AP9012 ALT, (Bosch), FOR ALT: 140A, OE-NO 03C903023A
1.4 TSI	10/12-	CPTA	103	1395	6PK1000 ALT, (AC) 6PK737 ALT, (-AC) CT1167 CA CT1169 WP
1.6 BiFuel	01/11-	CNKA	60	1598	6PK1090 ALT, (-AC) 6PK1733 ALT, (AC)
1.6 TDI	06/09-	CAYA, CAYB, CAYC, CLNA	55-77	1598	6PK1070 MTR-CODE: CAYA, CAYB, CAYC, CLNA, ALT, (AC) 6PK842 ELAST MTR-CODE: CAYA, CAYB, CAYC, CLNA, ALT, (-AC) 6PK842 ELAST T1 MTR-CODE: CAYA, CAYB, CAYC, CLNA, ALT, (-AC) AP9001 ALT, (Valeo), FOR ALT: 110A, OE-NO 06F903023E, FOR ALT: 140A, OE-NO 03L903023F AP9001 ALT, (Bosch), FOR ALT: 110A, OE-NO 06F903023D, FOR ALT: 140A, OE-NO 06F903023F





ContiTech



VW

POLO (6R_)



- VD1076** MTR-CODE: CAYA, CAYB, CAYC, CLNA, ⇨ 10/2009
- VD1111** MTR-CODE: CAYA, CAYB, CAYC, CLNA, 11/2009⇨
- MS18** ONLY WITH VD1076
- CT1139** MTR-CODE: CAYA, CAYB, CAYC, CLNA, CA
- CT1139K2** MTR-CODE: CAYA, CAYB, CAYC, CLNA, CA, 12/2010⇨
- CT1139WP6** MTR-CODE: CAYA, CAYB, CAYC, CLNA, CA, WP, 12/2010⇨

POLO (86, 86C, 80, 86CF)

0.9	09/75-12/81	HA	29	895	AVX10X685 AVX10X695 CT633 CT633WP1	ALT, CH-NO 86A0087521⇨ ALT, ⇨CH-NO 86A0087520 CA CA
1.0	10/81-10/86	GL	29	1043	AVX10X675 AVX10X695 CT633 CT633WP1	ALT, CH-NO 86E0000000⇨ ALT, ⇨CH-NO 86D9999999 CA CA
	08/85-01/92	HZ	33	1043	11,9X710Ld AVX10X675 AVX10X695 CT629 CT633 CT629WP1 CT633WP1	ALT, 09/1990⇨ ALT, CH-NO ..E-000 001⇨, ⇨08/1990 ALT, ⇨CH-NO ..D-200 000, ⇨08/1990 CA, MTR-NO HZ786023⇨ CA, ⇨MTR-NO HZ786022 CA, MTR-NO HZ786023⇨ CA, ⇨MTR-NO HZ786022
1.0, 1.0 KAT	08/92-07/94	AAK, ACM, AAU	33	1043	11,9X710Ld AVX10X675 AVX10X675 AVX10X695 CT629 CT633 CT633 CT629WP1 CT633WP1 CT633WP1	ALT, CH-NO 80-MW162 420⇨, 80-MP120 202⇨ MTR-CODE: AAK, CH-NO ..E-000 001⇨ ALT, ⇨CH-NO 80-MW162 419, 80-MP120 201 ALT, MTR-CODE: AAK, ⇨ 12/1990, ⇨CH-NO ..D-200 000 CA, MTR-NO HZ786023⇨, AAU015868⇨ CA, ⇨MTR-NO HZ786022, AAU015867 CA, MTR-CODE: AAK CA, MTR-NO HZ786023⇨, AAU015868⇨ CA, ⇨MTR-NO HZ786022, AAU015867 CA, MTR-CODE: AAK
1.1	03/75-09/81	HB, HC	37-44	1093	AVX10X685 AVX10X695 CT633 CT633WP1	ALT, CH-NO 86A0087521⇨ ALT, ⇨CH-NO 86A0087520 CA CA
	10/81-09/89	HB	37	1093	AVX10X675 AVX10X695 CT633 CT633WP1	ALT, CH-NO 86E0000000⇨ ALT, ⇨CH-NO 86D9999999 CA CA
1.3	08/92-07/94	AAV	40	1272	11,9X710Ld CT629 CT629WP1	ALT CA CA
	12/76-09/81	HH	44	1272	AVX10X685 AVX10X695 CT633 CT633WP1	ALT, CH-NO 86A0087521⇨ ALT, ⇨CH-NO 86A0087520 CA CA
	10/81-09/89	GK, HH, HK, MH	40-55	1272	AVX10X675 AVX10X695 CT633 CT633WP1	ALT, CH-NO 86E0000000⇨ ALT, ⇨CH-NO 86D9999999 CA CA
1.3 D	08/86-08/90	MN	33	1272	AVX10X675 AVX10X695 CT534 CT547	ALT, CH-NO 86E0000000⇨ ALT, ⇨CH-NO 86D9999999 CA INJP
1.3 G40	01/87-08/90	PY	85	1272	AVX10X675 AVX10X700	ALT, CH-NO 86E⇨ ALT, ⇨CH-NO 86D





VW					
POLO (86, 86C, 80, 86CF)					
					<ul style="list-style-type: none"> CT1060 G-COMPR CT629 CA, MTR-NO PY002178⇨ CT633 CA, ⇨MTR-NO PY002177 CT629WP1 CA, MTR-NO PY002178⇨ CT633WP1 CA, ⇨MTR-NO PY002177
	08/90-09/94	PY	83	1272	<ul style="list-style-type: none"> 6PK759 ALT CT1060 G-COMPR CT629 CA, MTR-NO PY002178⇨ CT633 CA, ⇨MTR-NO PY002177 CT629WP1 CA, MTR-NO PY002178⇨ CT633WP1 CA, ⇨MTR-NO PY002177
1.3 KAT	07/87-08/94	MH, NZ, 2G, AAV	40	1272	<ul style="list-style-type: none"> 11,9X710Ld ALT, 01/1991⇨ AVX10X675 ALT, CH-NO 86E0000000⇨, ⇨12/1990 AVX10X695 ALT, ⇨CH-NO 86D9999999 CT629 CA, MTR-NO NZ200001⇨, 2G262740⇨, HZ786023⇨, 3F008527⇨, AAU015868⇨ CT629 CA, MTR-CODE: AAV CT633 CA, ⇨MTR-NO NZ200000, 2G262739, HZ786022, 3F008526, AAU015867 CT633 CA, MTR-CODE: MH CT629WP1 CA, MTR-NO NZ200001⇨, 2G262740⇨ CT629WP1 CA, MTR-CODE: AAV CT633WP1 CA, ⇨MTR-NO NZ200000, 2G262739 CT633WP1 CA, MTR-CODE: MH
	10/89-09/94	3F	55	1272	<ul style="list-style-type: none"> 11,9X710Ld ALT, 01/1991⇨ AVX10X675 ALT, CH-NO 86E0000000⇨, ⇨12/1990 AVX10X695 ALT, ⇨CH-NO 86D9999999 CT629 CA, MTR-NO NZ200001⇨, 2G262740⇨, HZ786023⇨, 3F008527⇨, AAU015868⇨ CT633 CA, ⇨MTR-NO NZ200000, 2G262739, HZ786022, 3F008526, AAU015867 CT629WP1 CA, MTR-NO 3F008527⇨ CT633WP1 CA, ⇨MTR-NO 3F008526
1.4 D	08/90-09/94	1W	35	1398	<ul style="list-style-type: none"> 11,9X710Ld ALT CT534 CA CT547 INJP
POLO (9A4)					
1.4	07/03-	BBY, BKY	55	1390	<ul style="list-style-type: none"> 6PK1080 ALT, (AC) 6PK737 ALT, (AC) CT957(SET) CA CT957K1 CA, ⇨CH-NO 9N-6P027 500 CT957K3 CA, CH-NO 9N-6P027 501⇨ CT957WP1 CA, ⇨CH-NO 9N-6P027 500 CT957WP3 CA, CH-NO 9N-6P027 501⇨
	11/03-	BBZ	74	1390	<ul style="list-style-type: none"> 6PK1080 ALT, PS, AC 6PK737 ALT, (AC) CT957(SET) CA CT957K1 CA, ⇨CH-NO 9N-6P027 500 CT957K3 CA, CH-NO 9N-6P027 501⇨ CT957WP1 CA, ⇨CH-NO 9N-6P027 500 CT957WP3 CA, CH-NO 9N-6P027 501⇨
1.4 TDI	07/03-	BAY	55	1422	<ul style="list-style-type: none"> 6PK858 ALT 6PK995 ALT, (AC) AP9001 ALT, (Bosch), FOR ALT: 70A, OE-NO 045903023B, FOR ALT: 90A, OE-NO 045903023, FOR ALT: 120A, OE-NO 045903023A CT1028 CA CT1028K2 CA, ⇨CH-NO 9N-2-050 000 CT1028K3 CA, CH-NO 9N-2-050 001⇨ CT1028K4 CA, ⇨CH-NO 9N-2-050 000 CT1028WP1 CA, CH-NO 9N-2-050 001⇨, ⇨CH-NO 9N-2-100

VW



VW

POLO (9A4)

↔					CT1028WP3	CA, CH-NO 9N-2-100 001↔
1.6	09/02-	BAH, CFZA	74	1598	6PK1080 6PK759 CT846 CT846K2	ALT, (AC) ALT, (AC) CA CA
1.9 SDI	09/02-	ASY	47	1896	6PK1095 6PK780 AP9001 AP9001 VD1076 VD1111 MS18 MS37 CT1044 CT946 CT1044K2 CT946K1	ALT, (AC) ALT, (AC) ALT, (Valeo), FOR ALT: 70A, OE-NO 038903023Q, FOR ALT: 90A, OE-NO 038903023R, FOR ALT: 120A, OE-NO 038903023S ALT, (Bosch), FOR ALT: 70A, OE-NO 038903023K, FOR ALT: 90A, OE-NO 038903023L, FOR ALT: 120A, OE-NO 028903028E ALT, (Hitachi), FOR ALT: 120A, OE-NO 028903029G ONLY WITH VD1076 ONLY WITH VD1111 CA, MTR-NO 021 001↔ CA, ↔MTR-NO 021 000 CA, MTR-NO 021 001↔ CA, ↔MTR-NO 021 000
1.9 TDi	09/02-	ATD	74	1896	6PK1180 6PK780 AP9001 AP9001 CT1028 CT1028K3 CT1028WP1 CT1028WP3	ALT, (AC) ALT, (AC) ALT, (Bosch), FOR ALT: 70A, OE-NO 038903023K, FOR ALT: 90A, OE-NO 038903023L, FOR ALT: 120A, OE-NO 028903028E ALT, (Valeo), FOR ALT: 70A, OE-NO 038903023Q, FOR ALT: 90A, OE-NO 038903023R, FOR ALT: 120A, OE-NO 038903023S ALT, (Hitachi), FOR ALT: 120A, OE-NO 028903029G CA CA ↔CH-NO 9N-2-100 000, CA CH-NO 9N-2-100 001↔, CA

POLO (9N_)

1.2	01/02-05/07	AWY, BMD	40	1198	6PK1453 6PK1873 6PK1880 AP9006	ALT, (AC) ALT, (AC), CH-NO 9N-4D013 519↔, 9N-4Y074 378↔ ALT, (AC), ↔CH-NO 9N-4D013 518, 9N-4Y074 377 ALT, (Valeo), FOR ALT: 70A, OE-NO 03D903025D, 03D903025H, FOR ALT: 90A, OE-NO 03D903025E, 03D903025J
1.2 12V	10/01-07/07	AZQ, BME	47	1198	6PK1453 6PK1873 6PK1880 AP9006	ALT, (AC) ALT, (AC), CH-NO 9N-3D165 391↔, 9N-3Y234 442↔ ALT, (AC), ↔CH-NO 9N-3D165 391, 9N-3Y234 442 ALT, (Valeo), FOR ALT: 70A, OE-NO 03D903025D, 03D903025H, FOR ALT: 90A, OE-NO 03D903025E, 03D903025J
1.2, 1.2 12V	05/07-11/09	BBM, BZG	44-51	1198	6PK1453 6PK1873	ALT, (AC) ALT, (AC)
1.4 16V	10/01-05/08	AUA, BBY, BKY	55	1390	6PK1080 6PK737 CT957(SET) CT957K1 CT957K1 CT957K3 CT957WP1 CT957WP1 CT957WP3	ALT, (AC) ALT, (AC) MTR-CODE: BBY, BKY, AUA, CA MTR-CODE: BBY, AUA, CA MTR-CODE: BKY, CA, ↔CH-NO 9N-7-000 000 MTR-CODE: BKY, CA, CH-NO 9N-7-000 001↔ MTR-CODE: BBY, AUA, CA MTR-CODE: BKY, CA, ↔CH-NO 9N-7-000 000 MTR-CODE: BKY, CA, CH-NO 9N-7-000 001↔





VW						
POLO (9N_) ↵↶						
		AUB, BBZ	74	1390	6PK1080 6PK737 CT957(SET) CT957K1 CT957WP1	ALT, (AC) ALT, (-AC) CA CA CA
	05/06-11/09	BUD	59	1390	6PK1080 6PK737 CT957(SET) CT957K3 CT957WP3	ALT, (AC) ALT, (-AC) MTR-CODE: BUD, CA MTR-CODE: BUD, CA MTR-CODE: BUD, CA
1.4 FSI	02/02-07/06	AXU	63	1390	6PK1090 6PK1733	ALT, (-AC) ALT, AC
1.4 TDI	10/01-06/05	AMF, BAY	55	1422	6PK858 6PK995 AP9001 CT1028 CT1028K2 CT1028K3 CT1028K4 CT1028WP1 CT1028WP3	ALT, (AC) ALT, PS, (AC) ALT, (Bosch), FOR ALT: 70A, OE-NO 045903023B, FOR ALT: 90A, OE-NO 045903023, FOR ALT: 120A, OE-NO 045903023A CA, WP CA, WP, ⇨CH-NO 9N-2-050 000 CA, WP, CH-NO 9N-2-050 001⇨ CA, WP, ⇨CH-NO 9N-2-050 000 CA, WP, CH-NO 9N-2-050 001⇨, ⇨CH-NO 9N-2- 100 000 CA, WP, CH-NO 9N-2-100 001⇨
	04/05-11/09	BMS, BNV	59	1422	6PK1180 6PK820 6PK995 AP9022 CT1028 CT1028K3 CT1028WP3	ALT, (AC), MTR-CODE: BMS ALT, (-AC) ALT, (AC), MTR-CODE: BNV ALT, (Bosch), FOR ALT: 70A, OE-NO 045903023C, FOR ALT: 90A, OE-NO 045903023D, FOR ALT: 110A, OE-NO 045903023H CA, WP CA, WP CA, WP
		BNM, BWB	51	1422	6PK1180 6PK820 6PK995 AP9022 CT1028 CT1028K3 CT1028WP3	ALT, (AC), MTR-CODE: BWB ALT, (-AC) ALT, (AC), MTR-CODE: BNM ALT, (Bosch), FOR ALT: 70A, OE-NO 045903023C, FOR ALT: 90A, OE-NO 045903023D, FOR ALT: 110A, OE-NO 045903023H CA, WP CA, WP CA, WP
1.6 16V	05/06-11/09	BTS	77	1598	6PK1090 6PK1733	ALT, (AC), MTR-CODE: BTS ALT, (AC), MTR-CODE: BTS
1.8 GTI, 1.8 GTI Cup Edition	09/05-11/09	BBU, BJX	110-132	1781	6PK1033 6PK923 VD1107 CT909 CT909K9	ALT, (AC) ALT, (-AC) CA CA
1.9 SDI	10/01-11/09	ASY	47	1896	6PK1095 6PK780 AP9001 AP9001 AP9001 VD1111 CT1044 CT1044K2	ALT, (AC) ALT, (-AC) ALT, (Valeo), FOR ALT: 70A, OE-NO 038903023Q, FOR ALT: 90A, OE-NO 038903023R, FOR ALT: 120A, OE-NO 038903023S ALT, (Bosch), FOR ALT: 70A, OE-NO 038903023K, FOR ALT: 90A, OE-NO 038903023L, FOR ALT: 120A, OE-NO 028903028E ALT, (Hitachi), FOR ALT: 120A, OE-NO 028903029G MTR-CODE: ASY CA CA





VW

POLO (9N_)

↔ 1.9 TDI

10/01-11/09	ATD, AXR, BMT	74	1896	6PK1180 6PK780 6PK820 AP9001 AP9001 AP9001 AP9001 AP9022 VD1076 MS18 CT1028 CT1028K3 CT1028WP1 CT1028WP3	MTR-CODE: ATD, AXR, BMT, ALT, (AC) MTR-CODE: ATD, AXR, ALT, (-AC) MTR-CODE: BMT, ALT, (-AC) MTR-CODE: AXR, ATD ALT, (Hitachi), FOR ALT: 120A, OE-NO 028903029G ALT, (Bosch), FOR ALT: 70A, OE-NO 038903023K, FOR ALT: 90A, OE-NO 038903023L, FOR ALT: 120A, OE-NO 028903028E ALT, (Valeo), FOR ALT: 70A, OE-NO 038903023Q, FOR ALT: 90A, OE-NO 038903023R, FOR ALT: 120A, OE-NO 038903023S ALT, (Bosch), FOR ALT: 70A, OE-NO 045903023C, FOR ALT: 90A, OE-NO 045903023D, FOR ALT: 110A, OE-NO 045903023H, MTR-CODE: BMT ONLY WITH VD1076 CA CA ⇨CH-NO 9N-2-100 000, CA CH-NO 9N-2-100 001 ⇨, CA
-------------	---------------	----	------	---	---

11/03-11/09	ASZ, BLT	96	1896	6PK1180 6PK780 AP9001 AP9001 VD1076 MS18 CT1028 CT1028K3 CT1028WP3	ALT, (AC) ALT, (AC) ALT, (Bosch), FOR ALT: 70A, OE-NO 038903023K, FOR ALT: 90A, OE-NO 038903023L, FOR ALT: 120A, OE-NO 028903028E ALT, (Valeo), FOR ALT: 70A, OE-NO 038903023Q, FOR ALT: 90A, OE-NO 038903023R, FOR ALT: 120A, OE-NO 038903023S ALT, (Hitachi), FOR ALT: 120A, OE-NO 028903029G ONLY WITH VD1076 CA CA ⇨CH-NO 9N-5-180 000, CA
-------------	----------	----	------	---	--

POLO CLASSIC (86C, 80)

1.0

01/85-10/86	GL	29	1043	AVX10X675 AVX10X695 CT629 CT633 CT633WP1	ALT, CH-NO 86E0000000⇨ ALT, ⇨CH-NO 86D9999999 CA, MTR-NO HZ786023⇨ CA, ⇨MTR-NO HZ786022 CA, ⇨MTR-NO HZ786022
01/85-09/94	AAK, AAU, HZ	33	1043	AVX10X675 AVX10X695 CT629 CT633 CT633 CT629WP1 CT633WP1 CT633WP1	ALT, CH-NO ..E-000 001⇨ ALT, ⇨CH-NO ..D-200 000 CA, MTR-NO HZ786023⇨ CA, ⇨MTR-NO HZ786022 CA, MTR-CODE: AAK CA, MTR-NO HZ786023⇨ CA, ⇨MTR-NO HZ786022 CA, MTR-CODE: AAK

1.3 D	08/86-12/88	MN	33	1272	AVX10X675 AVX10X695 CT534 CT547	ALT, CH-NO 86E0000000⇨ ALT, ⇨CH-NO 86D9999999 CA INJP
-------	-------------	----	----	------	--	--

1.3, 1.3 KAT	01/85-09/94	HK, MH, NZ	40	1272	AVX10X675 AVX10X695 CT629 CT633 CT633 CT629WP1 CT633WP1 CT633WP1	ALT, CH-NO 86E0000000⇨ ALT, ⇨CH-NO 86D9999999 CA, MTR-NO NZ200001⇨ CA, MTR-CODE: MH CA, ⇨MTR-NO NZ200000 CA, MTR-NO NZ200001⇨ CA, ⇨MTR-NO NZ200000 CA, MTR-CODE: MH
--------------	-------------	------------	----	------	---	--

1.4 D	10/90-09/94	1W	35	1398	11,9X710Ld	ALT
-------	-------------	----	----	------	-------------------	-----





VW					ContiTech		
POLO CLASSIC (86C, 80)							
					CT534	CA	
					CT547	INJP	
POLO (6NF)							
1.0	10/94-12/99	AAU	33	1043	6PK1070	ALT, (PS)	
					6PK751	ALT, (PS)	
					CT845	CA	
					CT845K1	CA	
					CT845WP1	CA	
1.4	05/98-12/99	AEX, APQ	44	1390	2PJ860	2.FAN	
					6PK1070	ALT, (PS), (-AC)	
					6PK1125	ALT, (PS), (AC)	
					6PK751	ALT, (-PS), (-AC)	
					CT846	CA	
					CT846K1	CA	
					CT846WP3	CA	
1.7 SDI	08/97-12/99	AKU	44	1716	5PK1219	ALT	
					AP9057	ALT, (Bosch), FOR ALT: 70A, OE-NO 038 903 025, FOR ALT: 90A, OE-NO 038 903 025 A	
					AP9059	ALT, (Bosch), FOR ALT: 70A, OE-NO 028 903 026 B, FOR ALT: 90A, OE-NO 028 903 026 A, 028 903 028 P	
					CT1012	CA	
					CT1012K1	CA	
					CT1012K2	CA	
1.9 D	10/94-12/99	AEF	47	1896	5PK1219	ALT	
					AP9057	ALT, (Bosch), FOR ALT: 70A, OE-NO 038 903 023 P, FOR ALT: 90A, OE-NO 038 903 023 T	
					AP9059	ALT, (Bosch), FOR ALT: 70A, OE-NO 028 903 026 B, FOR ALT: 90A, OE-NO 028 903 026 A, 028 903 028 L	
					CT1012	CA	
					CT1012K1	CA	
1.9 SDI	07/96-12/99	AGD	47	1896	5PK1219	ALT, PS	
					AP9057	ALT, (Bosch), FOR ALT: 70A, OE-NO 038 903 025, FOR ALT: 90A, OE-NO 038 903 025 A	
					AP9059	ALT, (Bosch), FOR ALT: 70A, OE-NO 028 903 026 B, FOR ALT: 90A, OE-NO 028 903 026 A, 028 903 028 P	
					CT1012	CA	
					CT1012K1	CA	
					CT1012K2	CA	
SANTANA							
1.8	08/84-07/94	DS	66	1781	AVX10X763	PS, ⇄CH-NO 32G275000	
					AVX10X850	PS, CH-NO 32G275001⇄	
					AVX10X940	ALT, ⇄07/1985	
					AVX10X950	ALT, 08/1985⇄	
					AVX13X800	AC, CH-NO 32F300001⇄	
					AVX13X825	AC, ⇄CH-NO 32F299999	
					CT637	CA	
	04/85-12/99	JV	66	1781	AVX10X763	PS, ⇄CH-NO 32G275000	
					AVX10X850	PS, CH-NO 32G275001⇄	
					AVX10X940	ALT, ⇄07/1985	
					AVX10X950	ALT, 08/1985⇄	
					AVX13X800	AC, CH-NO 32F300001⇄	
					AVX13X825	AC, ⇄CH-NO 32F299999	
					CT637	CA	
					CT637K1	CA	
1.8 i	01/95-	AFE	72	1781	AVX10X950	ALT	
					CT637	CA	
					CT637K1	CA	

VW



VW

SANTANA (32B)

↔ 1.3	08/81-07/83	FZ	44	1272	∞ ▲▲▲ ▲▲▲WP1	AVX10X695 CT633 CT633WP1	ALT CA CA
1.6	08/81-12/84	WV, YP	55-63	1588	∞ ▲▲▲ ▲▲▲	AVX10X940 CT637 CT637K1	ALT CA CA
1.6 D	08/81-12/84	CR, JK	40	1588	∞ ∞ ∞ ∞ ∞ ∞ ▲▲▲ ▲▲▲K1	AVX10X617 AVX10X735 AVX10X763 AVX10X800 AVX13X800 AVX13X825 CT513 CT513K1	WP ALT ALT, (AC) PS AC, CH-NO 300001↔ AC, ↔CH-NO 32F299999 CA CA
1.6 TD	12/81-12/84	CY	51	1588	∞ ∞ ∞ ∞ ∞ ∞ ▲▲▲ ▲▲▲K1	AVX10X617 AVX10X740 AVX10X775 AVX10X800 AVX13X800 AVX13X825 CT513 CT513K1	ALT ALT ALT, (AC) PS AC, CH-NO 32F300001↔ AC, ↔CH-NO 32F299999 CA CA
1.8	01/83-12/84	DS	66	1781	∞ ▲▲▲	AVX10X940 CT637	ALT CA
1.9	08/81-07/83	WN	85	1921	∞ ∞ ∞ ▲▲▲	AVX10X800 AVX13X1000 AVX13X1000 CT635	ALT PS AC CA
2.0	08/83-12/84	JS, HP	85	1994	∞ ∞ ∞ ▲▲▲ ▲▲▲	AVX10X800 AVX13X1000 AVX13X1000 CT635 CT660	ALT PS AC CA, ↔07/1984 CA, 08/1984↔

SCIROCCO (137)

1.4 TSI	05/08-	CAVD, CNWA, CTHD, CTKA	118	1390	∞ ∞ ⊙ ⊙	5PK491 6PK1698 AP9012 AP9012	AIRC ALT ALT, (Bosch), OE-NO 03C 903 023 A, FOR ALT: 140A ALT, (Valeo), OE-NO 03C 903 023 C, FOR ALT: 140A
	08/08-	CAXA, CMSB	90	1390	∞ ∞ ⊙ ⊙	6PK1090 6PK1733 AP9012 AP9012	ALT, (AC) ALT, (AC) ALT, (Bosch), OE-NO 03C 903 023 A, FOR ALT: 140A ALT, (Valeo), OE-NO 03C 903 023 C, FOR ALT: 140A
2.0 R	11/09-	CDLA	195	1984	∞ ∞ ⊙ ⊙ ▲▲▲	6PK1054 6PK955 AP9001 AP9001 CT1088	MTR-CODE: CDLA, CDLC, ALT, (AC) MTR-CODE: CDLA, CDLC, ALT, (AC) ALT, (Bosch), FOR ALT: 140A, OE-NO 06F903023F ALT, (Valeo), FOR ALT: 140A, OE-NO 06F903023F, 03L903023F MTR-CODE: CDLA, CDLC, CA
2.0 TDI	11/10-	CFHB	100	1968	∞ ∞ ∞ ⊙ ▲▲▲ ▲▲▲K2 ▲▲▲WP6	6PK1070 6PK842 ELAST 6PK842 ELAST T1 VD1111 CT1139 CT1139K2 CT1139WP6	MTR-CODE: CFHB, CFHC, ALT, (AC) MTR-CODE: CFHB, CFHC, ALT, (AC) MTR-CODE: CFHB, CFHC, ALT, (AC) MTR-CODE: CFHB, CFHC MTR-CODE: CFHB, CFHC, CA MTR-CODE: CFHB, CFHC, CA, 12/2010↔ MTR-CODE: CFHB, CFHC, CA, WP, 12/2010↔
	08/08-	CBDB, CFHC	103	1968	∞ ∞ ∞ ⊙ ⊙ ⊙ ⊙	6PK1070 6PK842 ELAST 6PK842 ELAST T1 AP9001 AP9001 VD1076	MTR-CODE: CBDB, CFHB, CFHC, ALT, (AC) MTR-CODE: CBDB, CFHB, CFHC, ALT, (AC) MTR-CODE: CBDB, CFHB, CFHC, ALT, (AC) ALT, (Bosch), FOR ALT: 140A, OE-NO 06F903023F ALT, (Valeo), FOR ALT: 140A, OE-NO 06F903023C MTR-CODE: CBDB





VW

SCIROCCO (137)



					VD1111 MTR-CODE: CFHB, CFHC CT1134 MTR-CODE: CBDB, CA CT1139 MTR-CODE: CFHB, CFHC, CA CT1134K1 MTR-CODE: CBDB, CA CT1139K2 MTR-CODE: CFHB, CFHC, CA, 12/2010⇒ CT1134WP2 MTR-CODE: CBDB, CA, WP CT1139WP6 MTR-CODE: CFHB, CFHC, CA, WP, 12/2010⇒
05/09-	CBBB, CFGB	125	1968	6PK1070 MTR-CODE: CBBB, CFGB, ALT, (AC) 6PK842 ELAST MTR-CODE: CBBB, CFGB, ALT, (-AC) 6PK842 ELAST T1 MTR-CODE: CBBB, CFGB, ALT, (-AC) AP9001 ALT, (Bosch), FOR ALT: 140A, OE-NO 06F903023F AP9001 ALT, (Valeo), FOR ALT: 140A, OE-NO 06F903023C VD1076 MTR-CODE: CBBB VD1111 MTR-CODE: CFGB CT1134 MTR-CODE: CBBB, CA CT1139 MTR-CODE: CFGB, CA CT1134K1 MTR-CODE: CBBB, CA CT1139K2 MTR-CODE: CFGB, CA, 12/2010⇒ CT1134WP1 MTR-CODE: CBBB, CA, WP CT1139WP6 MTR-CODE: CFGB, CA, WP, 12/2010⇒	
01/13-	CFGC	130	1968	6PK1070 ALT AP9001 ALT, (Bosch), FOR ALT: 140A, OE-NO 03L 903 023 AP9001 ALT, (Valeo), FOR ALT: 140A, OE-NO 03L 903 023 A VD1111 CT1139 CA CT1139K2 CA CT1139WP6 CA, WP	
2.0 TSI	05/08-11/09	CAWB	147	1984	6PK1120 ALT AP9009 ALT, (Bosch), FOR ALT: 140A, OE-NO 06B903016AB AP9009 ALT, (Valeo), FOR ALT: 140A, OE-NO 06D903016A CT1143 WP
	11/09-05/11	CCZB	155	1984	6PK1120 ALT AP9009 ALT, (Bosch), FOR ALT: 140A, OE-NO 06B903016AB AP9009 ALT, (Valeo), FOR ALT: 140A, OE-NO 06J903023C CT1143 WP

SCIROCCO (53B)

1.3	08/80-12/83	GF	44	1272	AVX10X685 ALT, ⇒08/1981 AVX10X695 ALT, 08/1981⇒ CT633 CA CT633WP1 CA
1.5	08/80-12/83	JB	51	1457	AVX10X730 PS AVX10X850 ALT, (AC) AVX10X865 ALT, (PS) AVX10X940 ALT, ⇒CH-NO 53E060000 AVX10X950 ALT, CH-NO 53F000001⇒ AVX13X1025 AC, ⇒CH-NO 53E013385 AVX13X950 AC, CH-NO 53E013386⇒ CT637 CA
1.6	01/83-12/89	EW	55	1595	AVX10X630 ALT, (AC), 01/1984⇒ AVX10X730 PS AVX10X850 ALT, (AC), ⇒12/1983 AVX10X865 ALT, (PS) AVX10X940 ALT, ⇒CH-NO 53E060000 AVX10X950 ALT, CH-NO 53F000001⇒ AVX13X1025 AC, ⇒CH-NO 53E013385 AVX13X950 AC, CH-NO 53E013386⇒ CT637 CA
	08/80-04/84	FR	63	1588	AVX10X630 ALT, (AC), 01/1984⇒ AVX10X730 PS AVX10X850 ALT, (AC), ⇒12/1983 AVX10X865 ALT, (PS)





VW

SCIROCCO (53B)



					AVX10X940 AVX10X950 AVX13X1025 AVX13X1030 AVX13X950 CT637	ALT, ⇨CH-NO 53E060000 ALT, CH-NO 53F000001⇨ MTR-NO 25905917⇨ AC, CH-NO 53E013386⇨ CA
08/80-07/82	EG	81	1588	AVX10X730 AVX10X850 AVX10X865 AVX10X940 AVX10X950 AVX13X1025 AVX13X950 CT637	PS ALT, (AC) ALT, (PS) ALT, ⇨CH-NO 53E060000 ALT, CH-NO 53F000001⇨ AC, ⇨CH-NO 53E013385 AC, CH-NO 53E013386⇨ CA	
04/86-07/90	RE	53	1595	AVX10X630 AVX10X730 AVX10X865 AVX10X940 AVX10X950 AVX13X1025 AVX13X950 CT637	ALT, (AC) PS ALT, (PS) ALT, ⇨CH-NO 53E060000 ALT, CH-NO 53F000001⇨ AC, ⇨CH-NO 53E013385 AC, CH-NO 53E013386⇨ CA	
08/83-07/84	EWA	51	1595	AVX10X630 AVX10X730 AVX10X865 AVX10X950 AVX13X1030 AVX13X947 CT637 CT637K1	ALT, (AC) PS ALT, (PS), (-AC) ALT, (-PS), (-AC) AC, ⇨CH-NO 15-E-007 195 AC, CH-NO 15-E-007 196⇨ CA CA	
1.8	08/82-07/92	DX, EX, EV, JJ, PB	66-82	1781	AVX10X630 AVX10X730 AVX10X850 AVX10X865 AVX10X940 AVX10X950 AVX13X1025 AVX13X950 CT637	ALT, (AC), 01/1984⇨ PS ALT, (AC), ⇨12/1983 ALT, (PS) ALT, ⇨CH-NO 53E060000 ALT, CH-NO 53F000001⇨ AC, ⇨CH-NO 53E013385 AC, CH-NO 53E013386⇨ CA
	11/85-07/92	JH	70	1781	AVX10X630 AVX10X730 AVX10X865 AVX10X940 AVX10X950 AVX13X1025 AVX13X950 CT637 CT637K1	ALT, (AC) PS ALT, (PS) ALT, ⇨CH-NO 53E060000 ALT, CH-NO 53F000001⇨ AC, ⇨CH-NO 53E013385 AC, CH-NO 53E013386⇨ CA CA
1.8 16V	10/85-07/92	KR, PL	95-102	1781	AVX10X630 AVX10X730 AVX10X865 AVX10X950 AVX13X950 CT869 CT869K1	ALT, (AC) PS ALT, (PS) ALT AC CA CA

SHARAN (7M8, 7M9, 7M6)

1.8 T 20V

09/97-03/10	AJH, AWC	110	1781	6DPK1195 6PK1120 AP9001 AP9016	ALT, PS, (AC) ALT, PS, (-AC) ALT, (Bosch), FOR ALT: 90A, OE-NO 038 903 023 L, FOR ALT: 120A, OE-NO 028 903 028 E ALT, MTR-CODE: AJH, ⇨CH-NO 7M-X-055 000,
-------------	----------	-----	------	---	---





VW					
SHARAN (7M8, 7M9, 7M6)					
					<p>(Bosch), FOR ALT: 90A, OE-NO 038 903 023 H, FOR ALT: 120A, OE-NO 038 903 023 J</p> <p> VD1107</p> <p> CT909 CA</p> <p> CT909K2 CA, MTR-CODE: AWC</p> <p> CT909K3 CA, MTR-CODE: AWC</p> <p> CT909K6 CA, MTR-CODE: AJH</p> <p> CT909K7 CA, MTR-CODE: AJH</p> <p> CT909WP1 CA, MTR-CODE: AWC</p>
1.9 TDI, 1.9 TDI 4motion	04/00-03/10	AUY, BVK	85	1896	<p> 6DPK1195 ALT, PS, AC, ⇨CH-NO 7M-6-020 000</p> <p> 6DPK1215 ALT, PS, AC, CH-NO 7M-6-020 001⇨</p> <p> 6DPK1195D1 ALT, PS, AC, CH-NO 7M-4-015 001⇨, ⇨CH-NO 7M-6-020 000</p> <p> 6DPK1215D1 ALT, PS, AC, CH-NO 7M-6-020 001⇨</p> <p> AP9001 ALT, MTR-CODE: AUY, (Bosch), FOR ALT: 90A, OE-NO 038903023L, FOR ALT: 120A, OE-NO 028903028E, 028903028A, 028903030A, FOR ALT: 140A, OE-NO 06F903023J</p> <p> AP9001 MTR-CODE: BVK, ALT, (Bosch), FOR ALT: 120A, OE-NO 028903030A, FOR ALT: 140A, OE-NO 06F903023J</p> <p> VD1076 MTR-CODE: BVK</p> <p> VD1076 MTR-CODE: AUY, CH-NO 7M-4-015 001⇨</p> <p> VD1091 MTR-CODE: AUY, ⇨CH-NO 7M-4-015 000</p> <p> MS17 ONLY WITH VD1091</p> <p> MS18 ONLY WITH VD1076</p> <p> CT1028 MTR-CODE: AUY, BVK, CA, WP</p> <p> CT1028K2 MTR-CODE: AUY, ⇨MODEL '02, CA, WP</p> <p> CT1028K3 MTR-CODE: AUY, MODEL '03⇨, CA, WP</p> <p> CT1028K3 MTR-CODE: BVK, CA, WP</p> <p> CT1028K4 MTR-CODE: AUY, ⇨MODEL '02, CA, WP</p> <p> CT1028WP4 MTR-CODE: AUY, MODEL '03⇨, CA, WP</p> <p> CT1028WP4 MTR-CODE: BVK, CA, WP</p> <p> CT1028WP7 ⇨MODEL '02, CA, MTR-CODE: AUY</p>
1.9 TDI	11/02-03/10	ASZ	96	1896	<p> 6DPK1195 ALT, PS, AC</p> <p> 6DPK1195D1 ALT, PS, AC, CH-NO 7M-4-015 001⇨</p> <p> AP9001 ALT, (Bosch), FOR ALT: 90A, OE-NO 038903024A, FOR ALT: 120A, OE-NO 028903030, 028903030A, FOR ALT: 140A, OE-NO 06F903023J</p> <p> VD1076 CH-NO 7M-4-015 001⇨</p> <p> VD1091 ⇨CH-NO 7M-4-015 000</p> <p> MS17 ONLY WITH VD1091</p> <p> MS18 ONLY WITH VD1076</p> <p> CT1028 CA, WP</p> <p> CT1028K3 CA, WP</p> <p> CT1028WP3 CA, WP</p>
	06/05-03/10	BTB	110	1896	<p> 6DPK1195 ALT, PS, AC</p> <p> 6DPK1195D1 ALT, PS, AC</p> <p> AP9001 ALT, (Bosch), FOR ALT: 120A, OE-NO 028903030A, FOR ALT: 140A, OE-NO 06F903023J</p> <p> VD1076 ONLY WITH VD1076</p> <p> MS18 CA, WP</p> <p> CT1028 CA, WP</p> <p> CT1028K3 CA, WP</p> <p> CT1028WP3 CA, WP</p>
	09/95-03/10	1Z, AHU, ANU	66	1896	<p> 11,5X730Ld PS, (-AC), MTR-CODE: 1Z, AHU</p> <p> 11,5X790Ld PS, WP, (AC), MTR-CODE: 1Z, AHU</p> <p> 6DPK1195 ALT, PS, (AC), MTR-CODE: ANU</p> <p> 6PK1045 ALT, (-AC), (TENS DAMPER), MTR-CODE: 1Z, AHU, ⇨CH-NO 7M-Y-020 000</p> <p> 6PK1054 ALT, (AC), (TENS DAMPER), MTR-CODE: 1Z, AHU, CH-</p>





VW

SHARAN (7M8, 7M9, 7M6)



					6PK1120 6PK1145 6PK1153 6PK923 6DPK1195D1 AP9001 VD1076 VD1084 VD1091 MS13 MS17 MS18 CT1028 CT945 CT1028K1 CT1028K2 CT1028K3 CT1028K4 CT1028K5 CT945K1 CT1028WP4 CT1028WP6 CT1028WP7	NO 7M-Y-020 001 ⇨ ALT, PS, (-AC), MTR-CODE: ANU ALT, (AC), MTR-CODE: 1Z, AHU, ⇨09/1999 ALT, (AC), MTR-CODE: 1Z, AHU, 09/1999⇨ ALT, (-AC), (-TENS DAMPER), MTR-CODE: 1Z, AHU ALT, PS, (AC), MTR-CODE: ANU, CH-NO 7M-4-015 001⇨ ALT, (Bosch), FOR ALT: 90A, OE-NO 98VW-10300-CA, 3M21-10300-AA, FOR ALT: 120A, OE-NO 98VW-10300-EA, 3M21-10300-BA, 4M21-10300-EA 09/2003⇨ ⇨03/2000 04/2000⇨, ⇨08/2003 ONLY WITH VD1084 ONLY WITH VD1091 ONLY WITH VD1076 CA, WP, MTR-CODE: ANU CA, MTR-CODE: 1Z, AHU CA, WP, MTR-CODE: ANU, ⇨MTR-NO 005 000 CA, WP, MTR-CODE: ANU, MTR-NO 005 001⇨, ⇨MODEL '02 CA, WP, MTR-CODE: ANU, MODEL '03⇨ CA, WP, MTR-CODE: ANU, MTR-NO 005 001⇨, ⇨MODEL '02 CA, WP, MTR-CODE: ANU, ⇨MTR-NO 005 000 CA, MTR-CODE: 1Z, AHU CA, WP, MTR-CODE: ANU, MODEL '03⇨ CA, WP, MTR-CODE: ANU, ⇨MTR-NO 005 000 CA, WP, MTR-CODE: ANU, MTR-NO 005 001⇨, ⇨MODEL '02
	09/96-04/00	AFN, AVG	81	1896	11,5X730Ld 11,5X790Ld 6PK1045 6PK1054 6PK1153 6PK923 AP9001 AP9004 AP9004 VD1084 MS13 CT945 CT945K1	PS, (-AC) PS, WP, (AC) ALT, (-AC), (TENS DAMPER), ⇨CH-NO 7M-Y-020 000 ALT, (-AC), (TENS DAMPER), CH-NO 7M-Y-020 001⇨ ALT, (AC) ALT, (-AC), (-TENS DAMPER) ALT, CH-NO 7M-X-055 001⇨, (Bosch), FOR ALT: 90A, FOR ALT: 120A ALT, CH-NO 7M-V-035000⇨, (Bosch), FOR ALT: 90A, OE-NO 028 903 025 Q, (AC) ALT, CH-NO 7M-V-035001⇨, ⇨CH-NO 7M-X-055 000, (Bosch), FOR ALT: 90A, OE-NO 028 903 028 J, FOR ALT: 120A, OE-NO 028 903 026 G
2.0	09/95-02/00	ABF	110	1984	11,5X685Ld 11,5X755Ld 6PK1153 6PK976 CT872 CT872K1 CT872K2	PS, (-AC) PS, (AC) ALT, AC ALT, (TP) CA CA, ⇨MTR-NO 020 922 CA, MTR-NO 020 923⇨
	09/95-03/10	ADY, ATM	85	1984	11,5X685Ld 11,5X755Ld 11,9X670Ld 6DPK1195 6PK1033	ALT, PS, MTR-CODE: ADY, OE-NO 037 145 271E PS, (AC), MTR-CODE: ADY PS, (-AC), MTR-CODE: ADY ALT, (AC), MTR-CODE: ATM ALT, (-AC), MTR-CODE: ADY, FOR ALT: 120A, CH-NO 7M-T-027001⇨





VW SHARAN (7M8, 7M9, 7M6)					
					6PK1153 ALT, (AC), MTR-CODE: ADY 6PK894 ALT, (AC), MTR-CODE: ADY 6PK976 ALT, (AC), MTR-CODE: ADY, FOR ALT: 120A, ⇨CH-NO 7M-T-027000 AP9001 ALT, MTR-CODE: ADY, CH-NO 7M-X-055001⇨, (Bosch), FOR ALT: 120A, OE-NO 028903026H AP9001 ALT, MTR-CODE: ATM, FOR ALT: 120A, OE-NO 028903028E, 028903023A, 028903030A, FOR ALT: 140A, OE-NO 06F903023J AP9004 ALT, (AC), MTR-CODE: ADY, (Bosch), FOR ALT: 90A VD1107 CT630 CA, MTR-CODE: ADY CT908 CA, MTR-CODE: ATM CT630K1 CA, MTR-CODE: ADY CT908K1 CA, MTR-CODE: ATM
2.0 LPG	04/06-03/10	ATM	85	1984	6DPK1195 ALT, (AC) AP9001 ALT, (Bosch), FOR ALT: 120A, OE-NO 028 903 030 A, FOR ALT: 140A, OE-NO 06F 903 023 J VD1107 CT908 CA CT908K1 CA
2.0 TDI	11/05-03/10	BRT	103	1968	6DPK1215 ALT, PS, AC AP9001 ALT, (Bosch), FOR ALT: 120A, OE-NO 028903030A, FOR ALT: 140A, OE-NO 06F903023J VD1076 MS18 ONLY WITH VD1076 CT1028 CA, WP CT1028K3 CA, WP CT1028WP4 CA, WP
2.8 V6 24V, 2.8 V6 24V 4motion	04/00-03/10	AYL	150	2792	6DPK1320 ALT, (AC) 6PK1264 ALT, (AC) AP9001 ALT, (Bosch), FOR ALT: 120A, OE-NO 028903028E, 028903028A, 028903030, FOR ALT: 140A, OE-NO 06F903023J, FOR ALT: 150A, OE-NO 022903028A AP9001 CH-NO 7M-1-035001⇨, ⇨CH-NO 7M-5-025000, ALT, (Bosch), FOR ALT: 150A, OE-NO 021903026A
2.8 VR6, 2.8 VR6 Syncro	09/95-04/00	AAA, AMY	128	2792	7DPK1360 ALT, PS, AC 7PK1290 ALT, PS
SHARAN (7N)					
1.4 TSI	05/10-	CAVA, CTHA, CNWB	110	1390	5PK491 AIRC 6PK1600 ALT, (AC) 6PK1698 ALT, (AC) AP9012 ALT, (Bosch), FOR ALT: 140A, OE-NO 03C903023S AP9012 ALT, (Valeo), FOR ALT: 140A, OE-NO 03C903023T
2.0 TDI	05/11-	CFFE	85	1968	6PK1070 ALT AP9001 ALT, (Bosch), FOR ALT: 140A, OE-NO 03L903023, FOR ALT: 180A, OE-NO 03L903023D AP9001 ALT, (Valeo), FOR ALT: 140A, OE-NO 03L903023A, FOR ALT: 180A, OE-NO 03L903023B VD1111 CT1139 MTR-CODE: CFFA, CFFB, CFFE, CA CT1139K2 MTR-CODE: CFFA, CFFB, CFFE, CA, 12/2010⇨ CT1139WP6 MTR-CODE: CFFA, CFFB, CFFE, CA, WP, 12/2010⇨
2.0 TDI, 2.0 TDI 4motion	05/10-	CFFB	103	1968	6PK1070 ALT AP9001 ALT, (Bosch), FOR ALT: 140A, OE-NO 03L903023, FOR ALT: 180A, OE-NO 03L903023D AP9001 ALT, (Valeo), FOR ALT: 140A, OE-NO 03L903023A, FOR ALT: 180A, OE-NO 03L903023B VD1111 MTR-CODE: CFFA, CFFB CT1139 MTR-CODE: CFFA, CFFB, CFFE, CA CT1139K2 MTR-CODE: CFFA, CFFB, CFFE, CA, 12/2010⇨

VW



ContiTech



VW

SHARAN (7N)

2.0 TDI	08/10-	CFGB	125	1968	CT1139WP6 6PK1070 AP9001 AP9001 VD1111 CT1139 CT1139K2 CT1139WP6	MTR-CODE: CFFA, CFFB, CFFE, CA, WP, 12/2010⇒ ALT ALT, (Bosch), FOR ALT: 140A, OE-NO 03L903023, FOR ALT: 180A, OE-NO 03L903023D ALT, (Valeo), FOR ALT: 140A, OE-NO 03L903023A, FOR ALT: 180A, OE-NO 03L903023B MTR-CODE: CFGB MTR-CODE: CFGB, CA MTR-CODE: CFGB, CA, 12/2010⇒ MTR-CODE: CFGB, CA, WP, 12/2010⇒
2.0 TDI, 2.0 TDI 4motion	05/10-	CFFA	100	1968	6PK1070 AP9001 AP9001 VD1111 CT1139 CT1139K2 CT1139WP6	ALT, (AC) ALT, (Valeo), FOR ALT: 140A, OE-NO 03L903023A, FOR ALT: 180A, OE-NO 03L903023B ALT, (Bosch), FOR ALT: 140A, OE-NO 03L903023, FOR ALT: 180A, OE-NO 03L903023D MTR-CODE: CFFA, CFFB MTR-CODE: CFFA, CFFB, CFFE, CA MTR-CODE: CFFA, CFFB, CFFE, CA, 12/2010⇒ MTR-CODE: CFFA, CFFB, CFFE, CA, WP, 12/2010⇒
2.0 TSI	12/10-	CCZA	147	1984	6PK1120 AP9009 AP9009 CT1143	ALT ALT, (Bosch), FOR ALT: 140A, OE-NO 06B903016AB ALT, (Valeo), FOR ALT: 140A, OE-NO 06J903023C WP

SPACEFOX (5Z6, 5Z7)

1.6	03/06-	BPA, CCRA, CFZA	74	1598	6PK1070 6PK1165 6PK1698 6PK759 CT846	ALT, (PS), (-AC), ⇒CH-NO 5Z-6P002 625, 5Z-64157 000 ALT, (PS), (-AC), CH-NO 5Z-6P002 626⇒, 5Z-64157 001⇒ ALT, (AC) ALT, (-PS), (-AC) CA
-----	--------	-----------------	----	------	---	---

TARO

1.8	04/89-09/94	2Y	61	1812	AVX13X1050 AVX13X875 4PK841	PS AC ALT
2.2	06/89-07/94	4Y	69	2237	AVX13X1050 AVX13X875 4PK841	PS AC ALT
2.4 D, 2.4 D 4x4	06/89-03/97	2L	58-61	2446	2XAVX13X1030 AVX13X825 AVX13X865 CT723 CT723K1	ALT PS, (RHD) PS, (LHD) CA CA
2.4 i 4x4	06/89-03/97	22R	84	2366	AVX10X875 AVX13X1125	ALT PS

TIGUAN (5N_)

1.4 TSI	08/10-	CAXA	90	1390	6PK1090 6PK1733 AP9012 AP9012	ALT, (AC) ALT, (AC) ALT, (Bosch), FOR ALT: 140A, OE-NO 03C 903 023 S ALT, (Valeo), FOR ALT: 140A, OE-NO 03C 903 023 T
1.4 TSI, 1.4 TSI 4motion	05/11-	CAVD, CTHD	118	1390	5PK491 6PK1600 6PK1698	AIRC ALT, (-AC) ALT, (AC)
	09/07-	BWK, CAVA, CTHA	110	1390	5PK491 6PK1698 AP9012 AP9012	AIRC ALT, (AC) ALT, (Bosch), OE-NO 03C 903 023 A, FOR ALT: 140A ALT, (Valeo), OE-NO 03C 903 023 C, FOR ALT: 140A
2.0 TDI	05/10-	CFFD	81	1968	6PK1070 AP9001 AP9001	ALT ALT, (Bosch), FOR ALT: 140A, OE-NO 06F903023F, 03L903023 ALT, (Valeo), FOR ALT: 140A, OE-NO 03L903023F,





VW						
TIGUAN (5N_)						
2.0 TDI 4motion	09/07-	CBBB, CFGB	125	1968	VD1111 CT1139 CT1139K2 CT1139WP6	03L903023A MTR-CODE: CFFD CA CA, 12/2010⇒ MTR-CODE: CFFD, CA, WP, 12/2010⇒
	11/12-	CFGC	130	1968	6PK1070 AP9001 AP9001 VD1076 VD1111 CT1134 CT1139 CT1134K1 CT1139K2 CT1134WP1 CT1139WP6	MTR-CODE: CBBA, CBBB, CFGB, ALT, (AC) ALT, (Valeo), FOR ALT: 140A, OE-NO 06F903023C ALT, (Bosch), FOR ALT: 140A, OE-NO 06F903023F MTR-CODE: CBBB MTR-CODE: CFGB MTR-CODE: CBBA, CBBB, CA MTR-CODE: CFGB, CA MTR-CODE: CBBA, CBBB, CA MTR-CODE: CFGB, CA, 12/2010⇒ MTR-CODE: CBAA, CBAB, CA, WP MTR-CODE: CFGB, CA, WP, 12/2010⇒
	02/08-08/09	CBBA	120	1968	6PK1070 AP9001 AP9001 VD1111 CT1139 CT1139K2 CT1139WP6	ALT ALT, (Valeo), FOR ALT: 140A, OE-NO 03L 903 023 A ALT, (Bosch), FOR ALT: 140A, OE-NO 03L 903 023 CA CA CA, WP MTR-CODE: CBBA, CBBB, ALT, (AC) ALT, (Valeo), FOR ALT: 140A, OE-NO 06F903023C, 03L903023A ALT, (Bosch), FOR ALT: 140A, OE-NO 06F903023F, 03L903023 MTR-CODE: CBBA, CBBB MTR-CODE: CBBA, CBBB, CA MTR-CODE: CBBA, CBBB, CA MTR-CODE: CBBA, CBBB, CA, WP
2.0 TDI, 2.0 TDI 4motion	09/07-	CBAA, CBAB, CFFA, CFFB, CLJA	100-103	1968	6PK1070 AP9001 AP9001 VD1076 VD1111 CT1134 CT1139 CT1134K1 CT1139K2 CT1134WP2 CT1139WP6	MTR-CODE: CBAA, CBAB, CFFA, CFFB, CLJA, ALT, (AC) ALT, (Bosch), FOR ALT: 140A, OE-NO 06F903023F ALT, (Valeo), FOR ALT: 140A, OE-NO 06F903023C MTR-CODE: CBAA, CBAB MTR-CODE: CFFA, CFFB, CLJA MTR-CODE: CBAA, CBAB, CA MTR-CODE: CFFA, CFFB, CLJA, CA MTR-CODE: CBAA, CBAB, CA MTR-CODE: CFFA, CFFB, CLJA, CA, 12/2010⇒ MTR-CODE: CBAA, CBAB, CA, WP MTR-CODE: CFFA, CFFB, CLJA, CA, WP, 12/2010⇒
2.0 TFSI 4motion	09/07-	CAWA, CAWB, CCTA, CCZA, CCZC	125-147	1984	6PK1120 AP9009 AP9009 CT1143	ALT ALT, (Valeo), FOR ALT: 140A, OE-NO 06D903016A, 06J903023C ALT, (Bosch), FOR ALT: 140A, OE-NO 06B903016AB WP
2.0 TSI 4motion	05/11-	CCZB, CCZD	132-155	1984	6PK1120 CT1143	ALT WP
TOUAREG (7LA, 7L6, 7L7) 2.5 R5 TDI	01/03-05/10	BAC, BPE	128	2461	AP9030 AP9030	ALT, (Bosch), FOR ALT: 150A, OE-NO 070 903 024 A, 070 903 024 H, FOR ALT: 180A, OE-NO 070 903 024, 070 903 024 G AC
	08/03-05/10	BLK, BPD	120	2461	AP9030 AP9030	ALT, (Bosch), FOR ALT: 150A, OE-NO 070 903 024 A, FOR ALT: 180A, OE-NO 070 903 024 AC
	04/06-05/10	BUN, CASB	155	2967	6PK2490 VD1033	ALT MTR-CODE: BUN

VW



VW

TOUAREG (7LA, 7L6, 7L7)

					MS25	ONLY WITH VD1033
					CT1094	INJP
					CT1094K1	INJP
3.0 V6 TDI	11/04-05/10	BKS, CATA	165	2967	6PK2490	ALT, PS, AC
					6PK2490D1	ALT, PS, AC
					VD1033	MTR-CODE: BKS
					MS25	ONLY WITH VD1033
					CT1094	INJP
					CT1094K1	INJP
3.2 V6	11/07-05/10	CASA, CASC	176	2967	6PK2490	ALT
					CT1131	INJP
					CT1131K1	INJP
3.6 V6 FSI	10/02-11/06	AZZ, BAA, BKJ, BMX, BMV, BRJ	162-177	3189	7DPK2074	ALT
3.6 V6 FSI	10/05-05/10	BHK, BHL	206	3597	7DPK2074	ALT
4.2 V8	12/02-11/06	AXQ	228	4172	7PK2365	ALT, MTR-CODE: AXQ
					CT920	CA, WP, MTR-CODE: AXQ
					CT920K3	CA, WP, MTR-CODE: AXQ
4.2 V8 FSI	06/06-05/10	BAR	257	4163	5PK1120	ALT, PS
5.0 R50 TDI	08/07-05/10	CBWA	257	4921	AP9030	AC
					AP9030	ALT, (Hitachi), FOR ALT: 190A, OE-NO 07Z 903 021 E
5.0 V10 TDI	10/02-05/10	AYH, BLE, BWF	230	4921	AP9030	ALT, (Delphi), FOR ALT: 190A, OE-NO 07Z 903 021 C, 07Z 903 021 F, MTR-CODE: AYH
					AP9030	ALT, (Hitachi), FOR ALT: 190A, OE-NO 07Z 903 021 E, MTR-CODE: BLE
					AP9030	AC, MTR-CODE: AYH, BLE, CH-NO 7L-4-000001 →
6.0 W12	08/04-05/10	BJN, CFRA	331	5998	7PK2630	ALT

TOUAREG (7P5)

3.0 V6 TDI	01/10-	CASA, CNRB	176	2967	6PK2475	MTR-CODE: CASA, CASB, CASD, ALT
					6PK2523	MTR-CODE: CNRB, ALT
					CT1131	INJP, MTR-CODE: CASA, CASB, CASD
					CT1131K1	MTR-CODE: CASA, CASB, CASD, INJP
		CJMA, CASD	150	2967	6PK2475	MTR-CODE: CASA, CASB, CASD, ALT
					6PK2523	MTR-CODE: CJMA, CRCA, CRCB, ALT
3.0 V6 TSI Hybrid	04/10-	CGFA, CGEA	245	2995	6PK962	WP
3.6 V6 FSI	04/10-	CGRA	206	3597	7DPK2074	ALT
4.2 V8 FSI	01/11-	CGNA	265	4134	5PK1120	ALT
4.2 V8 TDI	01/10-	CKDA	250	4134	6PK1623	ALT

TOURAN (1T1, 1T2, 1T3)

1.2 TSI	05/10-	CBZB	77	1197	6PK1432	ALT, (AC)
					6PK1693	ALT, (AC)
					AP9012	ALT, (Valeo), FOR ALT: 110A, OE-NO 03C 903 025 G
					AP9012	ALT, (Bosch), FOR ALT: 140A, OE-NO 03C 903 025 F
1.4 FSI	11/06-05/10	BLG, CAVB	125	1390	5PK491	AIRC
					6PK1600	ALT, (AC)
					6PK1698	ALT, (AC)
					AP9012	ALT, (Valeo), FOR ALT: 110A, OE-NO 03C 903 023 G, FOR ALT: 140A, OE-NO 03C 903 023 A, MTR-CODE: BLG
1.4 TSI	02/06-05/10	BMY, CAVC	103	1390	5PK491	AIRC, MTR-CODE: BMY
					6PK1600	ALT, (AC)
					6PK1698	ALT, (AC)
					AP9012	ALT, (Bosch), OE-NO 03C 903 023 A, FOR ALT: 140A
					AP9012	ALT, (Valeo), OE-NO 03C903 023 C, FOR ALT: 140A
1.4 TSI EcoFuel	05/09-05/10	CDGA	110	1390	5PK491	AIRC
					6PK1600	ALT, (AC)
					6PK1698	ALT, (AC)
					AP9012	ALT, (Valeo), FOR ALT: 110A, OE-NO 03C903023R, FOR ALT: 140A, OE-NO 03C903025D, 03C903023T
1.6	07/03-05/10	BGU, BSE, BSF	75	1595	6PK1045	ALT, (AC)
					6PK900	ALT, (AC)



VW

TOURAN (1T1, 1T2, 1T3)

					AP9001 AP9001 CT908 CT908K1 CT908WP1	ALT, (Bosch), FOR ALT: 140A, OE-NO 06F903023F ALT, (Valeo), FOR ALT: 140A, OE-NO 06F903023C CA CA CA
1.6 FSI	02/03-01/07	BAG, BLF, BLP	85	1598	6PK1090 6PK1733	ALT, PS, (-AC) ALT, PS, AC
1.6 TDI	04/10-05/10	CAYC	77	1598	6PK1070 6PK842 ELAST 6PK842 ELAST T1 AP9001 AP9001 VD1111 CT1139	MTR-CODE: CAYB, CAYC, ALT, (AC) MTR-CODE: CAYB, CAYC, ALT, (-AC) MTR-CODE: CAYB, CAYC, ALT, (-AC) ALT, (Valeo), FOR ALT: 140A, OE-NO 03L903023A ALT, (Bosch), FOR ALT: 140A, OE-NO 03L903023 MTR-CODE: CAYB, CAYC MTR-CODE: CAYB, CAYC, CA
	05/10-	CAYB	66	1598	6PK1070 6PK842 ELAST 6PK842 ELAST T1 AP9001 AP9001 VD1111 CT1139 CT1139K2 CT1139WP6	MTR-CODE: CAYB, CAYC, ALT, (AC) MTR-CODE: CAYB, CAYC, ALT, (-AC) MTR-CODE: CAYB, CAYC, ALT, (-AC) ALT, (Valeo), FOR ALT: 140A, OE-NO 03L903023A ALT, (Bosch), FOR ALT: 140A, OE-NO 03L903023 MTR-CODE: CAYB, CAYC MTR-CODE: CAYB, CAYC, CA MTR-CODE: CAYB, CAYC, CA, 12/2010⇨ MTR-CODE: CAYB, CAYC, CA, WP, 12/2010⇨
1.9 TDI	02/03-05/04	AVQ	74	1896	6PK1050 6PK948 6PK1050D2 AP9001 AP9001 VD1076 MS18 CT1028 CT1028K3 CT1028WP3	ALT, (AC) ALT, (AC) ALT, (AC) ALT, (Valeo), FOR ALT: 110A, OE-NO 06F903023E, FOR ALT: 140A, OE-NO 06F903023C ALT, (Bosch), FOR ALT: 110A, OE-NO 06F903023D, FOR ALT: 140A, OE-NO 06F903023F ONLY WITH VD1076 CA, WP CA, WP CA, WP
	08/03-05/10	BKC, BLS, BXE	77	1896	6PK1050 6PK948 6PK1050D2 AP9001 AP9001 VD1076 MS18 CT1028 CT1028K3 CT1028WP3	ALT, AC ALT, (AC) ALT, (AC) ALT, (Valeo), FOR ALT: 110A, OE-NO 06F903023E, FOR ALT: 140A, OE-NO 06F903023C ALT, (Bosch), FOR ALT: 110A, OE-NO 06F903023D, FOR ALT: 140A, OE-NO 06F903023F ONLY WITH VD1076 CA, WP CA, WP CA, WP
	11/04-05/10	BRU, BXF, BXJ	66	1896	6PK1050 6PK948 6PK1050D2 AP9001 AP9001 VD1076 MS18 CT1028 CT1028K3 CT1028WP3	ALT, (AC) ALT, (AC) ALT, (AC) ALT, (Bosch), FOR ALT: 140A, OE-NO 06F903023F ALT, (Valeo), FOR ALT: 110A, OE-NO 06F903023E, FOR ALT: 140A, OE-NO 06F903023C ONLY WITH VD1076 CA, WP CA, WP CA, WP
2.0 EcoFuel	02/06-05/09	BSX	80	1984	6PK1045 6PK900	ALT, PS, (AC) ALT, PS, (-AC)



ContiTech



VW

TOURAN (1T1, 1T2, 1T3)



					AP9001 AP9001 VD1107 CT908 CT908K1 CT908WP2	ALT, (Bosch), FOR ALT: 110A, OE-NO 06F903023D, FOR ALT: 140A, OE-NO 06F903023F ALT, (Valeo), FOR ALT: 110A, OE-NO 06F903023E, FOR ALT: 140A, OE-NO 06F903023C CA CA CA
2.0 FSI	10/03-11/05	AXW, BLX, BLY, BLR, BVY, BVZ	110	1984	6PK1045 6PK900 AP9001 AP9001 VD1107 CT1056 CT1088 CT1056K1 CT1088K1	ALT, (AC) ALT, (-AC) ALT, (Valeo), FOR ALT: 140A, OE-NO 06F903023C ALT, (Bosch), FOR ALT: 140A, OE-NO 06F903023F CA, MTR-CODE: AXW CA, MTR-CODE: BLX, BLY, BLR, BVZ, BVY CA, MTR-CODE: AXW CA, MTR-CODE: BLX, BLY, BLR, BVZ, BVY
	10/04-05/10	BJZ	85	1984	6PK1045 CT908 CT908K1	ALT, (AC) CA CA
2.0 TDI	02/03-05/10	AZV	100	1968	6PK1050 6PK948 6PK1050D2 AP9001 AP9001 VD1076 MS18 CT1051 CT1051K1 CT1051K2 CT1051WP1 CT1051WP2	MTR-CODE: AZV, BKD, ALT, (AC) MTR-CODE: AZV, BKD, ALT, (-AC) MTR-CODE: AZV, BKD, ALT, (AC) ALT, (Bosch), FOR ALT: 110A, OE-NO 06F903023D, FOR ALT: 140A, OE-NO 06F903023F, MTR-CODE: AZV ALT, (Valeo), FOR ALT: 110A, OE-NO 06F903023E, FOR ALT: 140A, OE-NO 06F903023C, MTR-CODE: AZV MTR-CODE: AZV, BKD ONLY WITH VD1076 MTR-CODE: AZV, BKD, CA, WP CA, WP, MTR-CODE: AZV, BKD, ⇨CH-NO 1T-6-185 466 CA, WP, MTR-CODE: AZV, BKD, CH-NO 1T-6-185 467⇨ CA, WP, MTR-CODE: AZV, BKD, ⇨CH-NO 1T-6-185 466 CA, WP, MTR-CODE: AZV, BKD, CH-NO 1T-6-185 467⇨
	12/05-05/10	BMN, CFJA	125	1968	6PK1050 6PK1070 6PK842 ELAST 6PK948 6PK1050D2 6PK842 ELAST T1 AP9001 AP9001 VD1076 VD1111 MS18 CT1051 CT1139 CT1051K2 CT1051WP2	MTR-CODE: BMN, ALT, (AC) MTR-CODE: CFJA, ALT, (AC) MTR-CODE: CFJA, ALT, (-AC) MTR-CODE: BMN, ALT, (-AC) MTR-CODE: BMN, ALT, (AC) MTR-CODE: CFJA, ALT, (AC) ALT, (Valeo), FOR ALT: 110A, OE-NO 06F903023E, FOR ALT: 140A, OE-NO 06F903023C ALT, (Bosch), FOR ALT: 110A, OE-NO 06F903023D, FOR ALT: 140A, OE-NO 06F903023F MTR-CODE: BMN MTR-CODE: CFJA ONLY WITH VD1076 MTR-CODE: BMN, CA, WP MTR-CODE: CFJA, CA MTR-CODE: BMN, CA MTR-CODE: BMN, CA, WP
		BMM	103	1968	6PK1050 6PK948 6PK1050D2 AP9001	ALT, PS, (AC) ALT, PS, (-AC) ALT, PS, (AC) ALT, (Valeo), FOR ALT: 110A, OE-NO 06F903023E,





VW TOURAN (1T1, 1T2, 1T3) ↔					
	11/10-	CLCA	81	1968	AP9001 ALT, (Bosch), FOR ALT: 110A, OE-NO 06F903023D, FOR ALT: 140A, OE-NO 06F903023F VD1076 MTR-CODE: BMM MS18 ONLY WITH VD1076 CT1028 CA, WP CT1028K3 CA, WP CT1028WP4 CA, WP
					6PK1070 ALT, (AC) 6PK842 ELAST ALT, (-AC) 6PK842 ELAST T1 ALT, (-AC) AP9001 ALT, (Bosch), FOR ALT: 140A, OE-NO 03L903023 AP9001 ALT, (Valeo), FOR ALT: 140A, OE-NO 03L903023A VD1111 CT1139 MTR-CODE: CLCA, CA CT1139K2 MTR-CODE: CLCA, CA, 12/2010↔ CT1139WP6 MTR-CODE: CLCA, CA, WP, 12/2010↔
2.0 TDI 16V	08/03-05/10	BKD	103	1968	6PK1050 MTR-CODE: AZV, BKD, ALT, (AC) 6PK1070 MTR-CODE: CFHC, ALT, (AC) 6PK842 ELAST MTR-CODE: CFHC, ALT, (-AC) 6PK948 MTR-CODE: AZV, BKD, ALT, (-AC) 6PK1050D2 MTR-CODE: AZV, BKD, ALT, (AC) 6PK842 ELAST T1 MTR-CODE: CFHC, ALT, (-AC) AP9001 ALT, (Bosch), FOR ALT: 110A, OE-NO 06F903023D, FOR ALT: 140A, OE-NO 06F903023F AP9001 ALT, (Valeo), FOR ALT: 110A, OE-NO 06F903023E, FOR ALT: 140A, OE-NO 06F903023C VD1076 MTR-CODE: AZV, BKD VD1111 MTR-CODE: CFHC MS18 ONLY WITH VD1076 CT1051 MTR-CODE: AZV, BKD, CA, WP CT1139 MTR-CODE: CFHC, CA CT1051K1 CA, WP, MTR-CODE: AZV, BKD, ↔CH-NO 1T-6-185 466 CT1051K2 CA, WP, MTR-CODE: AZV, BKD, CH-NO 1T-6-185 467↔ CT1051WP1 CA, WP, MTR-CODE: AZV, BKD, ↔CH-NO 1T-6-185 466 CT1051WP2 CA, WP, MTR-CODE: AZV, BKD, CH-NO 1T-6-185 467↔
TRANSPORTER					
1.6	05/79-12/82	CT	37	1584	AVX10X1175 1.GEN AVX10X695 2.GEN
1.6 D, 1.6 TD, 1.6 TD Syncro	01/81-07/92	CS, JX	37-51	1588-1589	AVX10X600 1.GEN, ↔12/1985 AVX10X600 1.GEN, 1.HYPD, FOR ALT: 65A, ↔CH-NO 24K033108, 01/1986↔ AVX10X625 1.GEN, 1.HYPD, FOR ALT: 90A, ↔CH-NO 24K033108, 01/1986↔ AVX10X635 WP, 2.ALT, (AC), 01/1986↔ AVX10X635 WP, 2.HYPD, 01/1986↔ AVX10X650 WP, 1.HYPD, ↔12/1985 AVX10X650 WP, 1.ALT, 1.HYPD, 01/1986↔ AVX10X763 PS AVX10X838 WP, (PS), 2.HYPD, 01/1986↔ AVX10X875 1.GEN, 1.HYPD, FOR ALT: 65A, CH-NO 24K033109↔, 01/1986↔ AVX10X900 WP, (PS), 1.HYPD, ↔12/1985 AVX10X900 WP, (PS), 1.ALT, 1.HYPD, 01/1986↔ AVX10X913 1.GEN, 1.HYPD, FOR ALT: 90A, CH-NO 24K033109↔, 01/1986↔ AVX13X1225 2.GEN, 01/1986↔ AVX13X1225 2.HYPD, 01/1986↔





VW

TRANSPORTER

					AVX13X1225 AVX13X1225 AVX13X1250 AVX13X1250 CT513 CT513K1	1.GEN, 2.HYPD, 01/1986⇔ 1.HYPD, ⇔12/1985 AC 1.GEN, (AC) CA CA
1.7 D	10/86-07/92	KY	42	1716	AVX10X600 AVX10X625 AVX10X635 AVX10X635 AVX10X650 AVX10X763 AVX10X838 AVX10X875 AVX10X900 AVX10X913 AVX13X1225 AVX13X1225 AVX13X1225 AVX13X1250 AVX13X1250 CT513 CT513K1	1.GEN, 1.HYPD, FOR ALT: 65A, ⇔CH-NO 24K033108 1.GEN, 1.HYPD, FOR ALT: 90A, ⇔CH-NO 24K033108 WP, 2.ALT, (AC) WP, 2.HYDP WP, 1.ALT, 1.HYPD PS WP, (PS), 2.HYDP 1.GEN, 1.HYPD, FOR ALT: 65A, CH-NO 24K033109⇔ WP, (PS), 1.ALT, 1.HYPD 1.GEN, 1.HYPD, FOR ALT: 90A, CH-NO 24K033109⇔ 2.HYDP 1.GEN, 2.HYPD 2.GEN 1.GEN, (AC) AC CA CA
1.9, 1.9 Syncro	08/82-07/92	DF, DG, DH, GW	44-66	1913	AVX10X1075 AVX10X1075 AVX10X1075 AVX10X1075 AVX10X1100 AVX10X1100 AVX10X1100 AVX13X1150	1.GEN, FOR ALT: 45A, FOR ALT: 65A, ⇔CH-NO 24G093123 1.GEN, FOR ALT: 90A, 1.HYPD 1.GEN, ⇔CH-NO 24G093123, (PS) PS 1.GEN, FOR ALT: 90A 2.GEN ALT, FOR ALT: 45A, FOR ALT: 65A, CH-NO 24H000001⇔ AC
2.0	05/79-04/86	CU, CV	51	1970	AVX10X1175 AVX10X695	1.GEN 2.GEN
2.1, 2.1 i, 2.1 KAT, 2.1 Syncro	08/85-07/92	DJ, MV, SS	68-82	2110	AVX10X1075 AVX10X1075 AVX10X1075 AVX10X1075 AVX10X1100 AVX10X1100 AVX10X1100 AVX13X1150	1.GEN, FOR ALT: 45A, FOR ALT: 65A, ⇔CH-NO 24G093123 1.GEN, FOR ALT: 90A, 1.HYPD 1.GEN, ⇔CH-NO 24G093123, (PS) PS ALT, FOR ALT: 45A, FOR ALT: 65A, CH-NO 24H000001⇔ 1.GEN, FOR ALT: 90A 2.GEN AC
TRANSPORTER IV (70XA, 70XB, 70XC, 7DB, 7DW, 70XD)						
1.8	12/90-07/92	PD	49	1781	AVX10X650 AVX10X965 CT637 CT637K1	PS ALT CA CA
1.9 D	07/90-12/95	1X	44-45	1896	AVX10X650 AVX10X975 6PK1045 6PK923 VD1084 MS13 CT867 CT867K1 CT867K2	PS ALT, ⇔CH-NO 70-N-200 000 ALT, (TENS DAMPER), CH-NO 70-P-000 001⇔, FOR ALT: 120A ALT, (TENS DAMPER), CH-NO 70-P-000 001⇔ MTR-CODE: 1X, CH-NO 70-P-085 001⇔ ONLY WITH VD1084 CA CA, MTR-CODE: 1X, ⇔MTR-NO 120 077 CA, MTR-CODE: 1X, MTR-NO 120 078⇔
1.9 TD	10/92-04/03	ABL	50	1896	AVX10X650	PS



VW

TRANSPORTER IV (70XA, 70XB, 70XC, 7DB, 7DW, 70XD)

					AVX10X975 6PK1045 6PK923 VD1084 MS13 CT867 CT867K1 CT867K2	ALT, ⇨CH-NO 70-N-200 000 ALT, CH-NO 70-P-000 001⇨, (TENS DAMPER), FOR ALT: 120A ALT, CH-NO 70-P-000 001⇨, (TENS DAMPER) MTR-CODE: ABL, CH-NO 70-P-085 001⇨ ONLY WITH VD1084 CA CA, MTR-CODE: ABL, ⇨MTR-NO 029 319 CA, MTR-CODE: ABL, MTR-NO 029 320⇨
2.0	07/90-04/03	AAC	62	1968	AVX10X650 AVX10X960 6PK1070 6PK1460 6PK1555 6PK1590 6PK1870 6PK1900 6PK923 AP9004 CT630 CT630K1 CT630K1	PS 1.GEN, ⇨12/1995 1.GEN, FOR ALT: 120A, 01/1996⇨ 1.GEN, 2.HYPD, ⇨12/1995 1.GEN, 2.GEN, ⇨12/1995 1.GEN, AC, ⇨12/1995 1.GEN, 2.GEN, 01/1996⇨ 1.GEN, AC, 01/1996⇨ 1.GEN, 01/1996⇨ ALT, (Bosch), FOR ALT: 90A, OE-NO 028 903 025 Q, ⇨CH-NO 70-X-075000 CA 01/2003⇨, MTR-CODE: AAC, CH-NO 70-03-000 001⇨ CA, MTR-CODE: AAC, ⇨01/2003
2.4 D	08/97-04/03	AJA	55	2370	6PK1352 6PK1767 6PK2077 6PK2120 6PK2130 6PK2236 6PK1715D1 6PK2236D1 MS42 VD1002 MS05 CT645 CT939 CT939K2 CT939WP2	ALT, (AC) HYDP ALT, 2.GEN ALT, HYDP, CH-NO 70-XH126 001⇨ ALT, HYDP, ⇨CH-NO 70-XH126 000 ALT, (AC) ALT, PS, (PTO) ALT, PS, AC ONLY WITH VD1002 MTR-CODE: AJA ONLY WITH VD1002 INJP CA CA CA
2.4 D, 2.4 D Syncro	07/90-09/98	AAB	57	2370	AVX10X1075 AVX10X1150 AVX10X865 AVX13X1050 AVX13X1125 AVX13X1175 AVX13X1275 AVX13X1325 6PK1345 6PK1352 6PK1715 6PK2077 6PK2120 6PK2130 6PK2236 6PK1715D1 6PK2236D1 AP9004 MS42	ALT, ⇨07/1992 ALT, (PTO), ⇨07/1992 PS, ⇨12/1994 2.HYPD, ⇨12/1994 ALT, 08/1992⇨, ⇨12/1994 ALT, (PTO), 08/1992⇨, ⇨12/1994 2.GEN, ⇨12/1994 AC, ⇨12/1994, ⇨CH-NO 70S071872 ALT, 01/1995⇨, ⇨01/1996 ALT, 01/1996⇨ ALT, (PTO), 01/1995⇨ 2.GEN, (PTO), 01/1996⇨ 2.HYPD, CH-NO 70-X-140 001⇨ 2.HYPD, ⇨CH-NO 70-X-140 000 AC, 01/1995⇨, CH-NO 70S071873⇨ MTR-NO AAB 424606⇨, 01/1997⇨, ALT, (PTO) 01/1995⇨, CH-NO 70S071873⇨, AC ALT, (Bosch), FOR ALT: 90A, OE-NO 074 903 023 C, 074 903 025 C, 074 903 025 A, FOR ALT: 100A, OE-NO 074 903 025 B, 074 903 025 D, ⇨CH-NO 70-S-071871 ONLY WITH VD1002



ContiTech



VW

TRANSPORTER IV (70XA, 70XB, 70XC, 7DB, 7DW, 70XD)

					VD1002 MS05 MS07 CT645 CT939 CT939K1 CT939K2 CT939WP1 CT939WP2	MTR-CODE: AAB, MTR-NO 320 127⇨ OE-NO 074105263B, ONLY WITH VD1002 OE-NO 069105263, ONLY WITH VD1002 INJP CA CA, ⇨MTR-NO 320 126 CA, MTR-NO 320 127⇨ CA, ⇨MTR-NO 320 126 CA, MTR-NO 320 127⇨
2.5, 2.5 Syncro	11/90-04/03	AAF, ACU, AEU, AEN	81	2461	AVX10X1075 AVX10X1133 AVX10X865 AVX13X1050 AVX13X1275 AVX13X1325 6PK1345 6PK1352 6PK1715 6PK1767 6PK2000 6PK2060 6PK2077 6PK2130 6PK2225 6PK2236 CT755 CT755 CT939 CT939 CT939 CT755K2 CT755K2 CT939K1 CT939K4 CT939K4 CT939K5 CT939K5 CT755WP1 CT755WP1 CT939WP1 CT939WP4 CT939WP4 CT939WP5 CT939WP5	ALT, ⇨CH-NO 70-M-175 000 ALT, (PTO), ⇨CH-NO 70-M-175 000 PS, ⇨CH-NO 70-M-175 000 HYDP, ⇨CH-NO 70-M-175 000 ALT, 2.GEN, ⇨CH-NO 70-M-175 000 AC, ⇨CH-NO 70-M-175 000 ALT, (AC), CH-NO 70-S-071 872⇨, ⇨CH-NO 70-T-200 000 ALT, (AC), CH-NO 70-T-200 001⇨ ALT, (AC), CH-NO 70-N-000 001⇨, ⇨CH-NO 70-S-071 871 ALT, 2.HYPD, CH-NO 70-N-000 001⇨ ALT, 2.GEN, CH-NO 70-N-00 001⇨, ⇨CH-NO 70-S-071 871 ALT, 2.GEN, CH-NO 70-S-071 872⇨, ⇨CH-NO 70-T-200 000 ALT, 2.GEN, CH-NO 70-T-200 001⇨ ALT, (AC), CH-NO 70-N-000 001⇨, ⇨CH-NO 70-S-071 872 ALT, (AC), (AUTOM), CH-NO 70-S-071 871⇨ ALT, (AC), (MANL), CH-NO 70-S-071 871⇨ CA, MTR-CODE: ACU, ⇨MTR-NO 019 149 CA, MTR-CODE: AAF, 09/1991⇨, CH-NO 70-N-014 001⇨ CA, MTR-CODE: AEN, AEU CA, MTR-CODE: AAF, ⇨09/1991, ⇨CH-NO 70-N-014 000 CA, MTR-CODE: ACU, MTR-NO 019 150⇨ CA, MTR-CODE: ACU, ⇨MTR-NO 019 149 CA, MTR-CODE: AAF, CH-NO 70-N-014 001⇨ CA, MTR-CODE: AAF, ⇨CH-NO 70-N-014 000 CA, MTR-CODE: ACU, MTR-NO 019 150⇨, ⇨MTR-NO 048 994 CA, MTR-CODE: AEN CA, MTR-CODE: ACU, MTR-NO 048 995⇨ CA, MTR-CODE: AET, AEU, APL, AVT CA, MTR-CODE: AAF, CH-NO 70-N-014 001⇨ CA, MTR-CODE: ACU, ⇨MTR-NO 019 149 CA, MTR-CODE: AAF, ⇨CH-NO 70-N-014 000 CA, MTR-CODE: ACU, MTR-NO 019 150⇨, ⇨MTR-NO 048 994 CA, MTR-CODE: AEN CA, MTR-CODE: ACU, MTR-NO 048 995⇨ CA, MTR-CODE: AEU
2.5 TDI	05/98-04/03	AJT, AYY	65	2461	6PK1750 6PK1767 6PK2060 6PK2077 6PK2120 6PK2130 6PK2215	ALT, (AC), CH-NO 70-X-126 001⇨ ALT, (AC), ⇨CH-NO 70-X-126 000 ALT, 2.GEN, OE-NO 074 903 137 BB ALT, 2.GEN, OE-NO 074 903 137 AS ALT, 2.HYPD, CH-NO 70-X-126 001⇨ ALT, 2.HYPD, ⇨CH-NO 70-X-126 000 ALT, (AC), MTR-CODE: AYY



VW					
TRANSPORTER IV (70XA, 70XB, 70XC, 7DB, 7DW, 70XD)					
					<ul style="list-style-type: none"> 6PK2215 ALT, (AC), MTR-CODE: AJT, CH-NO 70-XH132 970⇨, 70-XX133 657⇨ 6PK2236 ALT, (AC), ⇨CH-NO 70-XH132 969, 70-XX133 656, MTR-CODE: AJT 6PK1750D1 ALT, (AC), CH-NO 70-X-126 001⇨ 6PK1767D1 ALT, (AC), ⇨CH-NO 70-X-126 000 6PK2215D1 ALT, (AC), MTR-CODE: AJT, CH-NO 70-XH132 970⇨, 70-XX133 657⇨ 6PK2215D1 ALT, (AC), MTR-CODE: AYY 6PK2236D1 ALT, (AC), ⇨CH-NO 70-XH132 969, 70-XX133 656, MTR-CODE: AJT AP9033 ALT, (Bosch), FOR ALT: 150A, OE-NO 074 903 025 S MS42 ONLY WITH VD1002 VD1002 MTR-CODE: AJT, AYY MS05 ONLY WITH VD1002 CT914 INJP CT939 CA CT914K1 INJP CT939K3 CA CT939WP3 CA
		AHY, AXG	111	2461	<ul style="list-style-type: none"> 6PK1693 ALT, (AC) 6PK2077 ALT, 2.GEN, (-AC) 6PK2120 ALT, (2.HYDP), CH-NO 70-XH132 970⇨, 70-XX133 657⇨ 6PK2130 ALT, (2.HYDP), ⇨CH-NO 70-XH132 969, 70-XX133 656 6PK2170 ALT, (AC) MS42 ONLY WITH VD1002 VD1002 MTR-CODE: AHY, AXG MS05 ONLY WITH VD1002 CT914 INJP CT939 CA CT914K1 INJP CT939K3 CA CT939WP3 CA
2.5 TDI, 2.5 TDI Syncro	09/95-04/03	ACV, AUF, AXL, AYC	75	2461	<ul style="list-style-type: none"> 6PK1750 ALT, (AC), MTR-CODE: ACV, AYC, CH-NO 70-X-126 001⇨ 6PK1750 ALT, (-AC), MTR-CODE: AUF, CH-NO 70-Y-000 002⇨ 6PK1767 ALT, (AC), ⇨CH-NO 70-X-126 000, MTR-CODE: ACV, AYC 6PK2060 ALT, 2.GEN, OE-NO 074 903 137 BB 6PK2077 ALT, 2.GEN, OE-NO 074 903 137 AS 6PK2120 ALT, 2.HYPD, CH-NO 70-X-126 001⇨ 6PK2130 ALT, 2.HYPD, ⇨CH-NO 70-X-126 000 6PK2215 ALT, (AC), CH-NO 70-X-132 970⇨, 70-X-133 657⇨, MTR-CODE: ACV 6PK2215 ALT, (AC), MTR-CODE: AUF, CH-NO 70-Y-000 002⇨ 6PK2236 ALT, (AC), ⇨CH-NO 70-X-132 969, 70-X-133 656, MTR-CODE: ACV 6PK1750D1 ALT, (AC), MTR-CODE: AUF, CH-NO 70-Y-000 002⇨ 6PK1750D1 MTR-CODE: ACV, AYC, ⇨CH-NO 70-XH126 001, ALT, (-AC) 6PK1767D1 ⇨CH-NO 70-XH126 000, ALT, (-AC), MTR-CODE: ACV, AYC 6PK2215D1 ALT, (AC), MTR-CODE: AUF, CH-NO 70-Y-000 002⇨ 6PK2215D1 ALT, (AC), MTR-CODE: ACV, CH-NO 70-XH132 970⇨, 70-XH133 657⇨ 6PK2236D1 MTR-CODE: ACV, ⇨CH-NO 70-XH132 969, 70-XX133 656, ALT, (AC) AP9033 MTR-CODE: AYC, AUF, ACV, ALT, (Bosch), FOR ALT: 150A, ALT-No: 0 124 615 006, OE-NO 074 903





VW

TRANSPORTER V (7_...)

					AP9001 ALT, (Bosch), FOR ALT: 90A, OE-NO 038903023L, 038903024D, FOR ALT: 120A, OE-NO 028903028E, 038903024F, FOR ALT: 140A, OE-NO 06F903023A, 06F903023J VD1076 MS17 MS18 CT1028 CT1028K3 CT1028WP3	ONLY WITH VD1091 ONLY WITH VD1076 CA, WP CA, WP CA, WP
2.0	11/03-	AXA	85	1984	6DPK1195 6PK1120 AP9001 VD1107 CT908 CT908K1 CT908WP2	ALT, PS, AC ALT, PS ALT, (Bosch), FOR ALT: 120A, OE-NO 038 903 024 F, FOR ALT: 140A, OE-NO 06F903023J, MTR-CODE: AXA CA CA CA
2.0 BitDI, 2.0 BitDI 4motion, 2.0 TDI, 2.0 TDI 4motion	09/09-	CAAA, CAAB, CAAC, CCHA, CFCA	62-132	1968	6PK1080 6PK1555 AP9022 VD1111 CT1139 CT1139K2 CT1139WP6	MTR-CODE: CAAA, CAAB, CAAC, CAAE, CCHA, CCHB, CFCA, ALT, (-AC) MTR-CODE: CAAA, CAAB, CAAC, CAAE, CCHA, CCHB, CFCA, ALT, (AC) ALT, (Bosch), FOR ALT: 110A, OE-NO 06F903023L, FOR ALT: 140A, OE-NO 06F903023N, FOR ALT: 180A, OE-NO 03G903023F MTR-CODE: CAAA, CAAB, CAAC, CAAE, CCHA, CCHB, CFCA MTR-CODE: CAAA, CAAB, CAAC, CAAE, CCHA, CCHB, CFCA, CA MTR-CODE: CAAA, CAAB, CAAC, CAAE, CCHA, CCHB, CFCA, CA, 12/2010⇨ MTR-CODE: CAAA, CAAB, CAAC, CAAE, CCHA, CCHB, CFCA, CA, WP, 12/2010⇨
2.0 TDI	05/11-	CAAD	84	1968	6PK1080 6PK1555 VD1111 CT1139 CT1139K2 CT1139WP6	ALT, (AC) ALT, (AC) CA CA CA, WP
2.0 TDI, 2.0 TDI 4motion	05/10-	CAAE, CCHB	100	1968	6PK1080 6PK1555 AP9022 AP9022 VD1111 CT1139 CT1139K2 CT1139WP6	MTR-CODE: CAAA, CAAB, CAAC, CAAE, CCHA, CCHB, CFCA, ALT, (-AC) MTR-CODE: CAAA, CAAB, CAAC, CAAE, CCHA, CCHB, CFCA, ALT, (AC) ALT, (Bosch), FOR ALT: 110A, OE-NO 06F903023L, FOR ALT: 140A, OE-NO 06F903023N, FOR ALT: 180A, OE-NO 03G903023F ALT, (Valeo), FOR ALT: 180A, OE-NO 03L903023Q MTR-CODE: CAAA, CAAB, CAAC, CAAE, CCHA, CCHB, CFCA MTR-CODE: CAAA, CAAB, CAAC, CAAE, CCHA, CCHB, CFCA, CA MTR-CODE: CAAA, CAAB, CAAC, CAAE, CCHA, CCHB, CFCA, CA, 12/2010⇨ MTR-CODE: CAAA, CAAB, CAAC, CAAE, CCHA, CCHB, CFCA, CA, WP, 12/2010⇨
2.0 TSI, 2.0 TSI 4motion	05/11-	CJKA	150	1984	6PK1185 6PK1580 CT1143	ALT, (AC) ALT, (AC) WP
2.5 TDI	04/03-11/09	AXD, AXE, BNZ, BPC	96-128	2461	AP9030	ALT, (Bosch), FOR ALT: 150A, OE-NO 070 903 024 A, 070 903 024 F, FOR ALT: 180A, OE-NO 070 903





VW						
TRANSPORTER V (7_)						
					⊙	AP9030 024, 070 903 024 B AC
2.5 TDI	11/03-11/09	BLJ	120	2461	⊙ ⊙ ⊙	AP9030 AP9030 ALT, (Bosch), FOR ALT: 150A, OE-NO 070 903 024 A, FOR ALT: 180A, OE-NO 070 903 024, 070 903 024 B
2.5 TDI, 2.5 TDI 4motion	04/03-11/09	AXD, AXE, BPC, BNZ	96-128	2461	⊙	AP9030 ALT, (Bosch), FOR ALT: 150A, OE-NO 070 903 024 A, 070 903 024 F, FOR ALT: 180A, OE-NO 070 903 024, 070 903 024 B
3.2 4motion	11/03-11/09	BDL	170	3189	⊙ ⊙	AP9030 AP9001 CH-NO 7J-4-000 001 ⇔, ⇔ CH-NO 7J-4-050 000, ALT, (Bosch), FOR ALT: 120A, OE-NO 028 903 028 E, 038 903 024 F, FOR ALT: 150A, OE-NO 021 903 026 A, 022 903 028 A, FOR ALT: 180A, OE-NO 021 903 026 G, 022 903 028 B
		BKK, CFLA	173	3189	∞ ∞ ⊙	6DPK1320 6PK1264 AP9001 ALT, (AC) ALT, (AC) ALT, (Bosch), FOR ALT: 120A, OE-NO 028 903 028 E, 038 903 024 F, FOR ALT: 150A, OE-NO 021 903 026 A, 022 903 028 A, FOR ALT: 180A, OE-NO 021 903 026 G, 022 903 028 B
3.2 V6	02/04-11/09	BDL	170	3189	∞ ∞ ⊙	6DPK1320 6PK1264 AP9001 ALT, PS, AC ALT, PS CH-NO 7J-4-000 001 ⇔, ⇔ CH-NO 7J-4-050 000, ALT, (Bosch), FOR ALT: 120A, OE-NO 028 903 028 E, 038 903 024 F, FOR ALT: 150A, OE-NO 021 903 026 A, 022 903 028 A, FOR ALT: 180A, OE-NO 021 903 026 G, 022 903 028 B
3.2 V6, 3.2 V6 4motion	11/03-11/09	BKK, CFLA	173	3189	∞ ∞ ⊙	6DPK1320 6PK1264 AP9001 ALT, PS, AC ALT, PS CH-NO 7H-4-000 001 ⇔, ALT, (Bosch), FOR ALT: 120A, OE-NO 028 903 028 E, 038 903 024 F, FOR ALT: 150A, OE-NO 021 903 026 A, 022 903 028 A, FOR ALT: 180A, OE-NO 021 903 026 G, 022 903 028 B
UP						
1.0, 1.0 EcoFuel	12/11-	CHYA, CHYB, CPGA	44-55	999	∞ ∞ ∞ ▲▲▲	6PK1000 6PK701 ELAST 6PK737 CT1167 ALT, (AC), (START-STOP) ALT, (AC), (-START-STOP) ALT, (AC), (START-STOP) CA
VENTO (1H2)						
1.4	11/91-09/98	ABD, AEX	40-44	1390	∞ ∞ ∞ ∞ ▲▲▲ ▲▲▲ ▲▲▲ ▲▲▲ ▲▲▲	11,5X755Ld 6PK1100 6PK1153 6PK737 CT629 CT846 CT846K1 CT629WP1 CT846WP3 PS, (AC) ALT, PS ALT, AC ALT CA, MTR-CODE: ABD CA, MTR-CODE: AEX CA, MTR-CODE: AEX CA, MTR-CODE: ABD CA, MTR-CODE: AEX
1.6	09/92-09/98	AEA, ABU, AEE	55	1598	∞ ∞ ∞ ∞ ∞ ∞ ∞ ∞ ∞ ∞ ∞	11,5X685Ld 6PK1070 6PK1070 6PK1100 6PK1153 6PK737 6PK751 6PK894 6PK976 PS, (-TENS DAMPER), MTR-CODE: ABU, AEA ALT, PS, MTR-CODE: AEA, (TENS DAMPER), CH-NO 1H-S-120 001 ⇔ MTR-CODE: AEE, ALT, PS, (-AC) ALT, PS, MTR-CODE: ABU, AEA, (TENS DAMPER), ⇔ CH-NO 1H-S-120 000 MTR-CODE: AEE, ALT, PS, (AC) ALT, MTR-CODE: ABU, (-TENS DAMPER), (-PS) MTR-CODE: AEE, ALT, PS, (-AC) MTR-CODE: ABU, AEA, ALT, (-TENS DAMPER), (PS) MTR-CODE: ABU, AEA, ALT, FOR ALT: 120A





VW

VENTO (1H2)



					CT732 CT847 CT847K1 CT732WP1 CT847WP1	CA, MTR-CODE: ABU, ⇨12/1994 CA, MTR-CODE: AEA, AEE, 01/1995⇨ CA, MTR-CODE: AEA, AEE, 01/1995⇨ CA, MTR-CODE: ABU, ⇨12/1994 CA, MTR-CODE: AEA, AEE, 01/1995⇨
	10/94-09/98	AEK, AFT	74	1595	11,5X685Ld 11,5X755Ld 6PK1033 6PK1100 6PK1153 6PK894 6PK976 CT848 CT848K4	PS PS, (AC) ALT, (AUTOM-TP), CH-NO 1HT-240 001⇨ ALT, PS ALT, AC ALT, (MANL-TP) ALT, (AUTOM-TP), ⇨CH-NO 1HT-240 000 CA CA
1.8	11/91-09/98	AAM	55	1781	11,5X685Ld 11,5X755Ld 2PJ800 2PJ860 6PK1033 6PK1153 6PK894 6PK976 CT637 CT848 CT637K1 CT848K4	PS PS, (AC) 2.FAN 2.FAN ALT, (AUTOM-TP), CH-NO 1HT-240 001⇨ ALT, AC ALT, (MANL-TP) ALT, (AUTOM-TP), ⇨CH-NO 1HT-240 000 CA, ⇨07/1994 CA, 08/1994⇨ CA, ⇨07/1994 CA, 08/1994⇨
		ABS, ADZ	66	1781	11,5X685Ld 11,5X755Ld 2PJ800 2PJ860 6PK1033 6PK1153 6PK894 6PK976 CT848 CT848K4	PS PS, (AC) 2.FAN 2.FAN ALT, (AUTOM-TP), CH-NO 1HT-240 001⇨ ALT, AC ALT, (MANL-TP) ALT, (AUTOM-TP), ⇨CH-NO 1HT-240 000 CA CA
1.9 D, 1.9 TD	11/91-09/98	1Y, AAZ	48-55	1896	11,5X730Ld 11,5X790Ld 2PJ800 2PJ860 6PK1045 6PK1145 6PK923 AP9004 VD1084 MS13 CT867 CT867K1 CT867K2	PS, (-AC) PS, WP, (AC) 2.FAN, OE-NO 1H0 119 137 2.FAN, OE-NO 1H0 119 137 A ALT, (AC), (TENS DAMPER) ALT, (AC) ALT, (AC), (TENS DAMPER) ALT, (Bosch), FOR ALT: 70A, OE-NO 028 903 025 H, FOR ALT: 90A, OE-NO 028 903 025 Q, 028 903 028 J ONLY WITH VD1084 CA CA, MTR-CODE: 1Y, ⇨MTR-NO 378 364 CA, MTR-CODE: 1Y, MTR-NO 378 365⇨
1.9 SDI	04/97-09/98	AEY	47	1896	11,5X730Ld 11,5X790Ld 2PJ800 2PJ860 6PK1045 6PK1145 VD1084 MS13 CT867 CT867K4	PS, (-AC) PS, WP, (AC) 2.FAN, OE-NO 1H0 119 137 2.FAN, OE-NO 1H0 119 137 A ALT, (AC) ALT, (AC) ONLY WITH VD1084 CA CA





VW						
VENTO (1H2)						
↔ 1.9 TDI	09/93-09/98	1Z, AHU, ALE	66	1896	11,5X730Ld 11,5X790Ld 2PJ800 2PJ860 6PK1045 6PK1145 AP9004 VD1084 MS13 CT867 CT867K3 CT867K4 CT867K4	PS, (-AC) PS, WP, (AC) 2.FAN, OE-NO 1H0 119 137 2.FAN, OE-NO 1H0 119 137 A ALT, (-AC) ALT, (AC) ALT, (Bosch), FOR ALT: 90A, OE-NO 028 903 028 J, FOR ALT: 120A, OE-NO 028 903 026 G, MTR-CODE: AHU, ALE ONLY WITH VD1084 CA CA, MTR-CODE: 1Z, ↔MTR-NO 289 575 CA, MTR-CODE: 1Z, MTR-NO 289 576↔ CA, MTR-CODE: ALE, AHU
	04/96-09/98	AFN	81	1896	11,5X730Ld 11,5X790Ld 2PJ800 2PJ860 6PK1045 6PK1145 AP9004 VD1084 MS13 CT867 CT867K4	PS, (-AC) PS, WP, (AC) 2.FAN, OE-NO 1H0 119 137 2.FAN, OE-NO 1H0 119 137 A ALT, (-AC) ALT, (AC) ALT, (Bosch), FOR ALT: 70A, OE-NO 028 903 025 H, FOR ALT: 90A, OE-NO 028 903 025 Q, FOR ALT: 120A, OE-NO 028 903 026 G ONLY WITH VD1084 CA CA
2.0	11/91-09/98	2E, ADY, AGG, AKR	85	1984	11,5X685Ld 11,5X755Ld 2PJ800 2PJ860 6PK1033 6PK1153 6PK894 6PK976 CT630 CT630K1	PS PS, (AC) 2.FAN 2.FAN ALT, (AUTOM-TP), CH-NO 1HT-240 001↔ ALT, AC ALT, (MANL-TP) ALT, (AUTOM-TP), ↔CH-NO 1HT-240 000 CA CA
2.8 VR6	01/92-09/98	AAA	128	2792	2PJ860 7DPK1360 7PK1290	2.FAN ALT, PS, AC ALT, PS

WARTBURG						
353						
1.0	02/75-01/89	353,18	37	993	AVX10X1150 AVX10X1250	WP WP, (INCL. OILP)
1.3	02/89-05/91	4VO7,2/7,5GRF	43	1272	AVX10X685 AVX10X700 CT633 CT633WP1	ALT ALT CA CA

ZASTAVA						
101 (1100)						
1.1	05/75-12/93	128A.064	41	1116	AVX10X825 CT647	ALT CA
1.1, 1.1 Super	06/73-01/90	128A.000, 128AC5000	40-47	1116	AVX10X825	ALT
YUGO / YUGO FLORIDA						
1.1 60 EFI	08/91-06/95	100GL.064, 11E1.064	44	1116	AVX10X825	ALT
1.3	03/91-	13E.3.064	50	1302	AVX10X825	ALT





ContiTech



ZASTAVA

YUGO / YUGO FLORIDA

↔	1.3 65 EFI	08/91-06/95	13E1.064	48	1302	∞	AVX10X825	ALT
	1.4	10/88-06/95	160A1.000	52	1372	∞	AVX10X850	ALT, (CARB)
						∞	3PK915	ALT, (PETR INJ)
						∞	4PK915	ALT, (PETR INJ)
						⚙	CT605	CA
						⚙	CT605K1	CA

ZAZ

TAVRIJA (1102)

	1.1	01/89-	MEMZ-245	37	1091	∞	AVX10X725	ALT
						⚙	CT536	CA



Produktprogramm

Programa de productos

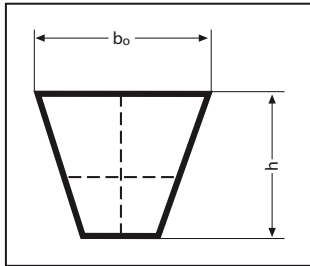
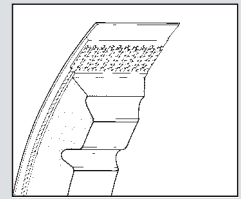
Product range

Gamma prodotti

Programme produit

Ассортимент

Keilriemen
V-belt
Courroie trapézoïdale
Correa trapezoidal
Cinghia trapezoidale
Клиновой ремень



	≈b ₀ (mm)	≈h (mm)	La Δ (%)	DIN
AVX 10	10,0	8	- 1 + 0,5	7753 III
AVX 13	13,0	9	- 1 + 0,5	7753 III
AVP 13	13,0	9	- 1 + 0,5	7753 III
11,0	11,0	8	- 1 + 0,5	
11,2	11,2	8	- 1 + 0,5	
11,3	11,3	8	- 1 + 0,5	
11,5	11,5	8	- 1 + 0,5	
11,9	11,9	8	- 1 + 0,5	
SPB / XPB	16,3	13	- 1 + 1	7753 I



SPA / XPA L_w + 18 mm = AVX 13 L_a

XPA 1000 L_w = AVX 13 X 1018

Abmessung
Size
Dimension
Dimensión
Dimensione
Размер

Abmessung
Size
Dimension
Dimensión
Dimensione
Размер

Abmessung
Size
Dimension
Dimensión
Dimensione
Размер

Abmessung
Size
Dimension
Dimensión
Dimensione
Размер

Abmessung
Size
Dimension
Dimensión
Dimensione
Размер

Abmessung
Size
Dimension
Dimensión
Dimensione
Размер

8 (Li)

8X530Li
8X580Li

10 (Ld)

10X1820Ld

11,0 (Ld)

11,0X528Ld

11,2 (Ld)

11,2X820Ld
11,2X866Ld
11,2X875Ld

11,3 (Ld)

11,3X643Ld
11,3X912Ld

11,5 (Ld)

11,5X685Ld
11,5X695Ld
11,5X730Ld
11,5X745Ld
11,5X755Ld
11,5X790Ld

11,9 (Ld)

11,9X650Ld
11,9X670Ld
11,9X675Ld
11,9X690Ld
11,9X710Ld
11,9X758Ld
11,9X768Ld
11,9X772Ld
11,9X783Ld
11,9X793Ld
11,9X806Ld
11,9X835Ld
11,9X864Ld
11,9X868Ld

17 (Li)

17X686Li
17X838Li
17X889Li
17X950Li
17X965Li
17X1000Li
17X1017Li
17X1030Li
17X1040Li
17X1060Li
17X1150Li
17X1175Li
17X1180Li
17X1200Li
17X1215Li
17X1225Li
17X1250Li
17X1270Li
17X1300Li
17X1320Li
17X1335Li
17X1350Li

17X1360Li
17X1372Li
17X1400Li
17X1450Li
17X1470Li
17X1500Li
17X1525Li
17X1575Li
17X1600Li
17X1650Li
17X1775Li
17X1940Li
17X1950Li
17X1981Li
17X2000Li
17X2083Li
17X2200Li
17X2240Li
17X2400Li
17X2540Li

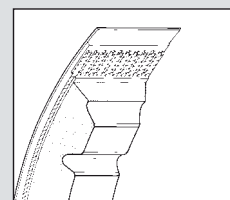
20 (Li)

20X900Li

AVP13 (La)

AVP13X2150
AVP13X2175
AVP13X2225
AVP13X2250
AVP13X2300
AVP13X2325
AVP13X2350
AVP13X2375
AVP13X2400
AVP13X2425
AVP13X2450
AVP13X2500
AVP13X2550
AVP13X2575
AVP13X2625
AVP13X2650

Keilriemen
V-belt
Courroie trapézoïdale
Correa trapecial
Cinghia trapezoidale
Клиновой ремень



Abmessung
Size
Dimension
Dimensión
Dimensione
Размер

Abmessung
Size
Dimension
Dimensión
Dimensione
Размер

Abmessung
Size
Dimension
Dimensión
Dimensione
Размер

Abmessung
Size
Dimension
Dimensión
Dimensione
Размер

Abmessung
Size
Dimension
Dimensión
Dimensione
Размер

Abmessung
Size
Dimension
Dimensión
Dimensione
Размер

AVX10 (La)

AVX10X505
AVX10X540
AVX10X550
AVX10X580
AVX10X593
AVX10X600
AVX10X610
AVX10X613
AVX10X617
AVX10X625
AVX10X630
AVX10X635
AVX10X643
AVX10X650
AVX10X660
AVX10X666
AVX10X675
AVX10X680
AVX10X685
AVX10X690
AVX10X695
AVX10X700
AVX10X710
AVX10X715
AVX10X725
AVX10X730
AVX10X735
AVX10X740
AVX10X750
AVX10X757
AVX10X763
AVX10X770
AVX10X775
AVX10X785
AVX10X788
AVX10X795
AVX10X800
AVX10X813
AVX10X818
AVX10X825
AVX10X838
AVX10X850
AVX10X858
AVX10X865

AVX10X875
AVX10X888
AVX10X900
AVX10X905
AVX10X910
AVX10X913
AVX10X920
AVX10X925
AVX10X930
AVX10X935
AVX10X940
AVX10X950
AVX10X960
AVX10X965
AVX10X970
AVX10X975
AVX10X980
AVX10X983
AVX10X990
AVX10X995
AVX10X1000
AVX10X1005
AVX10X1013
AVX10X1025
AVX10X1035
AVX10X1050
AVX10X1060
AVX10X1065
AVX10X1070
AVX10X1075
AVX10X1080
AVX10X1085
AVX10X1090
AVX10X1100
AVX10X1110
AVX10X1113
AVX10X1125
AVX10X1133
AVX10X1140
AVX10X1150
AVX10X1155
AVX10X1160
AVX10X1165
AVX10X1170

AVX10X1175
AVX10X1184
AVX10X1190
AVX10X1200
AVX10X1215
AVX10X1225
AVX10X1238
AVX10X1250
AVX10X1270
AVX10X1275
AVX10X1290
AVX10X1300
AVX10X1310
AVX10X1325
AVX10X1340
AVX10X1350
AVX10X1375
AVX10X1400
AVX10X1425
AVX10X1450
AVX10X1475
AVX10X1500
AVX10X1525
AVX10X1550
AVX10X1575
AVX10X1600
AVX10X1625
AVX10X1650
AVX10X1700
AVX10X1750
AVX10X1775
AVX10X1825

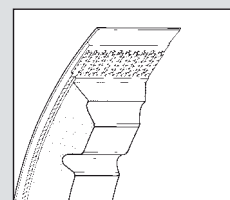
AVX13 (La)

AVX13X600
AVX13X610
AVX13X620
AVX13X625
AVX13X640
AVX13X650
AVX13X655
AVX13X670
AVX13X675
AVX13X680
AVX13X685
AVX13X690
AVX13X700
AVX13X710
AVX13X715
AVX13X725
AVX13X750
AVX13X765
AVX13X775
AVX13X780
AVX13X785
AVX13X795
AVX13X800
AVX13X805
AVX13X810
AVX13X818
AVX13X825
AVX13X830
AVX13X835
AVX13X840
AVX13X850
AVX13X855
AVX13X860
AVX13X865
AVX13X868
AVX13X875
AVX13X885
AVX13X890
AVX13X900
AVX13X910
AVX13X915
AVX13X920
AVX13X925
AVX13X930

AVX13X938
AVX13X947
AVX13X950
AVX13X955
AVX13X960
AVX13X968
AVX13X975
AVX13X985
AVX13X990
AVX13X1000
AVX13X1015
AVX13X1025
AVX13X1030
AVX13X1040
AVX13X1050
AVX13X1055
AVX13X1060
AVX13X1075
AVX13X1085
AVX13X1100
AVX13X1118
AVX13X1125
AVX13X1138
AVX13X1145
AVX13X1150
AVX13X1155
AVX13X1160
AVX13X1165
AVX13X1175
AVX13X1184
AVX13X1188
AVX13X1200
AVX13X1225
AVX13X1235
AVX13X1250
AVX13X1260
AVX13X1275
AVX13X1285
AVX13X1290
AVX13X1300
AVX13X1325
AVX13X1338
AVX13X1350
AVX13X1375

AVX13X1385
AVX13X1400
AVX13X1410
AVX13X1425
AVX13X1443
AVX13X1450
AVX13X1460
AVX13X1475
AVX13X1485
AVX13X1500
AVX13X1518
AVX13X1525
AVX13X1535
AVX13X1550
AVX13X1575
AVX13X1600
AVX13X1625
AVX13X1650
AVX13X1675
AVX13X1693
AVX13X1700
AVX13X1718
AVX13X1725
AVX13X1750
AVX13X1775
AVX13X1800
AVX13X1825
AVX13X1850
AVX13X1863
AVX13X1875
AVX13X1900
AVX13X1925
AVX13X1950
AVX13X1975
AVX13X2000
AVX13X2018
AVX13X2025
AVX13X2050
AVX13X2075
AVX13X2100
AVX13X2125
AVX13X2200

Keilriemen
V-belt
Courroie trapézoïdale
Correa trapezoidal
Cinghia trapezoidale
Клиновой ремень



Abmessung
Size
Dimension
Dimensión
Dimensione
Размер

Abmessung
Size
Dimension
Dimensión
Dimensione
Размер

Abmessung
Size
Dimension
Dimensión
Dimensione
Размер

Abmessung
Size
Dimension
Dimensión
Dimensione
Размер

Abmessung
Size
Dimension
Dimensión
Dimensione
Размер

AVX17 (La)

AVX17X845
AVX17X850
AVX17X900
AVX17X920
AVX17X950
AVX17X980
AVX17X1000
AVX17X1017
AVX17X1025
AVX17X1030
AVX17X1040
AVX17X1055
AVX17X1060
AVX17X1070
AVX17X1080
AVX17X1090
AVX17X1100
AVX17X1105
AVX17X1115
AVX17X1145
AVX17X1165
AVX17X1195
AVX17X1225
AVX17X1250
AVX17X1290
AVX17X1300
AVX17X1325
AVX17X1385
AVX17X1400
AVX17X1450
AVX17X1500

SPA (Ld)

SPA882
SPA1382
SPA1482
SPA1532
SPA2000
SPA2120
SPA2132
SPA2300
SPA2332
SPA2632
SPA2650
SPA2782
SPA2832
SPA2847
SPA2882
SPA2932
SPA3182

SPB (Ld)

SPB1250
SPB1320
SPB1400
SPB1500
SPB2000
SPB2180
SPB2240
SPB2310
SPB2360

SPZ (Ld)

SPZ562
SPZ812
SPZ850
SPZ875
SPZ1147
SPZ1180
SPZ1250
SPZ1737

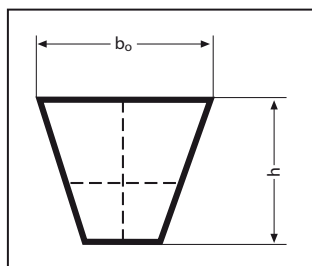
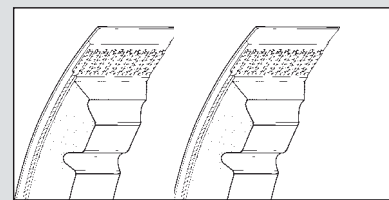
XPA (Ld)

XPA910
XPA982
XPA1250
XPA1900

XPB (Ld)

XPB1250
XPB1260
XPB1320
XPB1400
XPB1450
XPB1455
XPB1500
XPB1650
XPB1700
XPB1750
XPB1900
XPB1950
XPB2000
XPB2020
XPB2040
XPB2075
XPB2100
XPB2120
XPB2150
XPB2200
XPB2240
XPB2310
XPB2325
XPB2375
XPB2400
XPB2410
XPB2445
XPB2500
XPB2530

Keilriemensätze
V-belt sets
Jeux de courroies trapézoïdales
Kits de correas trapeziales
Set di cinghie trapezoidali
Наборы клиновых ремней



	≈b ₀ (mm)	≈h (mm)	La (%)	DIN / ISO
AVX 10	10,0	8	0,15	7753 III / 2790
AVX 13	13,0	9	0,15	7753 III / 2790
AVP 13	13,0	9	0,15	7753 III / 2790



AVX 10 X 975 SA2 = 2 x AVX 10 X 975
AVX 10 X 975 SA3 = 3 x AVX 10 X 975

Satzgerechte Kfz-Keilriemen

garantieren bei mehrrolligen Antrieben:

- eine gleichmäßige Lastverteilung
- eine hohe Leistungsfähigkeit
- eine hohe Wirtschaftlichkeit

Keilriemen AVX 13 sind im Längenbereich 1000 mm bis 2100 mm in 25 mm Schritten (1000, 1025, 1050...) mit Satznummern (44 bis 53) gekennzeichnet.

Wichtig! Keilriemen die im Satz laufen sollen, müssen die gleiche Satznummer aufweisen.

Correas para automoción aptas para trabajar en juegos

garantizan para transmisiones de poleas múltiples:

- repartición uniforme de las cargas
- alto rendimiento
- gran rentabilidad

Las correas AVX 13 en las longitudes de 1000 mm hasta 2100 mm están marcadas en pasos de 25 mm (1000, 1025, 1050) con números de juego (44 a 53).

¡Importante! Las correas que funcionen juntas deben llevar el mismo número de juego.

Fanbelts in matching lengths

guarantee for multi-groove drive units

- even load distribution
- high performance
- high economy

AVX 13 fan belts are manufactured in lengths from 1000 mm to 2100 mm in steps of 25 mm (i.e. 1000, 1025, 1050 mm etc.) and are marked with set numbers (44 to 53).

Important! Fan belts that are intended for use in a set must all have the same set number.

Cinghie trapezoidali a gruppi per autovetture

consentono nelle trasmissioni multiple:

- una distribuzione omogenea del carico
- elevato rendimento
- alta economicità

Le cinghie trapezoidali AVX 13 sono disponibili nel campo di lunghezza compreso tra 1000 e 2100 mm a passi di 25 mm (1000, 1025, 1050) e contrassegnate con i numeri di serie (da 44 a 53).

Importante! Le cinghie previste per il funzionamento in serie devono avere lo stesso numero di serie.

Les courroies trapézoïdales

compatibles en jeux garantissent, pour les transmission à poulies multigorges:

- une répartition uniforme des contraintes
- des performances élevées
- une grande rentabilité

Les courroies trapézoïdales AVX 13 comportent dans la plage de longueurs de 1.000 mm à 2.100 mm des numéros de jeux (44 à 53) par tranche de 25 mm (1000, 1025, 1050...).

Important! Les courroies trapézoïdales devant fonctionner en jeux doivent présenter le même numéro de jeu.

Комплектные поликлиновые ремни в ручейковых приводах

гарантируют:

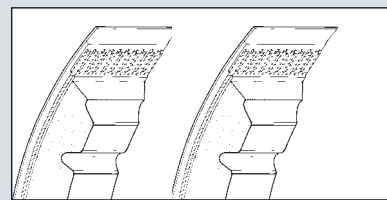
- равномерное распределение нагрузки
- большую мощность
- высокую экономичность

Клиновые ремни AVX 13 имеют шаговую разметку в 25 мм на отрезке от 1000 мм до 2100 мм (1000, 1025, 1050...). Маркировка: с 44 до 53.

Внимание! Клиновые ремни работающие комплектно, должны иметь те же номера маркировки.

**ORIGINAL GEMESSENER SATZ
FACTORY MEASURED SET
JEU APPAIRÉ D'ORIGINE
JUEGO MEDIDO EN FÁBRICA
SERIE MISURATA IN FABBRICA
ОРИГИНАЛЬНЫЙ ЗАМЕР КОМПЛЕКТА**

Keilriemensätze
V-belt sets
Jeux de courroies trapézoïdales
Kits de correas trapeziales
Set di cinghie trapezoidali
Наборы клиновых ремней



Abmessung
Size
Dimension
Dimensión
Dimensioe
Размер

Abmessung
Size
Dimension
Dimensión
Dimensioe
Размер

Abmessung
Size
Dimension
Dimensión
Dimensioe
Размер

Abmessung
Size
Dimension
Dimensión
Dimensioe
Размер

2X12,7 (La)

2X12,7X1057La

2XAVP13 (La)

2XAVP13X2250
2XAVP13X2425
2XAVP13X2450
2XAVP13X2500

2XAVX10 (La)

2XAVX10X675
2XAVX10X700
2XAVX10X875
2XAVX10X920
2XAVX10X925
2XAVX10X960
2XAVX10X975
2XAVX10X990
2XAVX10X1000
2XAVX10X1025
2XAVX10X1050
2XAVX10X1075
2XAVX10X1100
2XAVX10X1125
2XAVX10X1150
2XAVX10X1175
2XAVX10X1200
2XAVX10X1225
2XAVX10X1250
2XAVX10X1275
2XAVX10X1300
2XAVX10X1350
2XAVX10X1375
2XAVX10X1400
2XAVX10X1450
2XAVX10X1475
2XAVX10X1500
2XAVX10X1550
2XAVX10X1650
2XAVX10X1700
2XAVX10X1725
2XAVX10X1825

2XAVX13 (La)

2XAVX13X900
2XAVX13X925
2XAVX13X950
2XAVX13X975
2XAVX13X1000
2XAVX13X1025
2XAVX13X1030
2XAVX13X1050
2XAVX13X1075
2XAVX13X1100
2XAVX13X1125
2XAVX13X1150
2XAVX13X1175
2XAVX13X1200
2XAVX13X1225
2XAVX13X1250
2XAVX13X1275
2XAVX13X1300
2XAVX13X1310
2XAVX13X1325
2XAVX13X1350
2XAVX13X1375
2XAVX13X1400
2XAVX13X1425
2XAVX13X1450
2XAVX13X1475
2XAVX13X1485
2XAVX13X1500
2XAVX13X1525
2XAVX13X1550
2XAVX13X1575
2XAVX13X1625
2XAVX13X1650
2XAVX13X1700
2XAVX13X1725
2XAVX13X1750
2XAVX13X1775
2XAVX13X1800
2XAVX13X1850
2XAVX13X1875

2XAVX13X1900
2XAVX13X1925
2XAVX13X1950
2XAVX13X2018
2XAVX13X2025
2XAVX13X2050
2XAVX13X2100
2XAVX13X2818

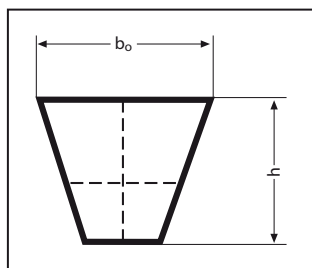
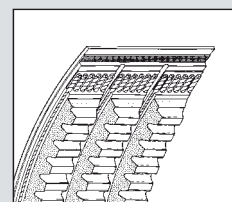
3XAVX10 (La)

3XAVX10X1650
3XAVX10X1675
3XAVX10X1750
3XAVX10X1775
3XAVX10X1920

3XAVX13 (La)

3XAVX13X1200
3XAVX13X1250
3XAVX13X1600
3XAVX13X1750

Verbundkeilriemen
 Banded V-belts
 Courroies trapézoïdales jumelées
 Correas trapeziales múltiples
 Cinghie trapezoidali stratificate
 Многоручьевые клиновые ремни



	$\approx b_0$ (mm)	$\approx h$ (mm)	(mm)
AVX 10	10,0	8	$L_a = L_d + 13$
AVX 13	13,0	9	$L_a = L_d + 18$
12,5	13,0	9	$L_d = L_a - 18$
SPB / XPB	16,3	13	$L_d = L_a - 22$



$12,5 L_a = AVX 13$

Abmessung
 Size
 Dimension
 Dimensión
 Dimensione
 Размер

Abmessung
 Size
 Dimension
 Dimensión
 Dimensione
 Размер

Abmessung
 Size
 Dimension
 Dimensión
 Dimensione
 Размер

Abmessung
 Size
 Dimension
 Dimensión
 Dimensione
 Размер

2/12,5 (Ld)

2/12,5X1450
 2/12,5X1475
 2/12,5X1500
 2/12,5X1575
 2/12,5X1950
 2/12,5X2025

2/AVX10 (La)

2/AVX10X1150

2/AVX13 (La)

2/AVX13X1025
 2/AVX13X1125
 2/AVX13X1150
 2/AVX13X1275
 2/AVX13X1375
 2/AVX13X1450
 2/AVX13X1475
 2/AVX13X1500
 2/AVX13X1575
 2/AVX13X1625
 2/AVX13X1835
 2/AVX13X1925
 2/AVX13X1950
 2/AVX13X1985
 2/AVX13X2025
 2/AVX13X2225
 2/AVX13X2325
 2/AVX13X2425

2/SPB (Ld)

2/SPB2000
 2/SPB2100
 2/SPB2240
 2/SPB2280
 2/SPB2360

2/XPB (Ld)

2/XPB1230
 2/XPB1650
 2/XPB1700
 2/XPB1800
 2/XPB2000
 2/XPB2050
 2/XPB2100

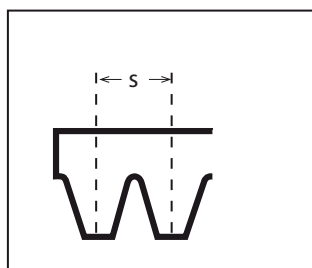
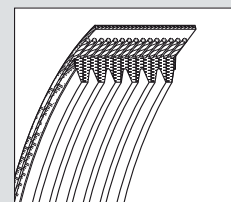
3/AVX13 (La)

3/AVX13X2350
 3/AVX13X2360

3/SPB (Ld)

3/SPB2100
 3/SPB2260
 3/SPB2350

Keilrippenriemen
Multiple V-Ribbed Belts
Courroies striées
Correas ranuradas longitudinalmente
Cinghie scanalate
Поликлиновые ремни



	≈s (mm)	≈h (mm)	DIN / ISO
PJ	2,34	4	9982
PK	3,56	5	9982



$$L = L_b = L_e \neq L_a$$

Abmessung
Size
Dimension
Dimensión
Dimensióne
Размер

Abmessung
Size
Dimension
Dimensión
Dimensióne
Размер

Abmessung
Size
Dimension
Dimensión
Dimensióne
Размер

Abmessung
Size
Dimension
Dimensión
Dimensióne
Размер

Abmessung
Size
Dimension
Dimensión
Dimensióne
Размер

Abmessung
Size
Dimension
Dimensión
Dimensióne
Размер

2PJ

2PJ800
2PJ838
2PJ860
2PJ905

3PJ

3PJ891

3PK

3PK538
3PK560
3PK590
3PK600
3PK630
3PK648
3PK670
3PK675
3PK683
3PK690
3PK698
3PK703
3PK715
3PK719
3PK735
3PK740
3PK750
3PK760
3PK765
3PK775
3PK785
3PK800

3PK815
3PK820
3PK830
3PK835
3PK850
3PK860
3PK866
3PK875
3PK890
3PK905
3PK915
3PK935
3PK945
3PK960
3PK975
3PK995
3PK1000
3PK1015
3PK1020
3PK1025
3PK1038
3PK1080
3PK1120
3PK1220

4PK

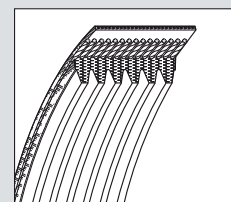
4PK545
4PK560
4PK582
4PK595
4PK605
4PK611
4PK635
4PK648
4PK654
4PK665
4PK673
4PK685
4PK698
4PK706
4PK715
4PK725
4PK735
4PK745
4PK750
4PK755
4PK760
4PK765
4PK770
4PK775
4PK780
4PK785
4PK790
4PK795
4PK800
4PK805
4PK810
4PK815

4PK825
4PK830
4PK836
4PK841
4PK845
4PK850
4PK855
4PK860
4PK863
4PK866
4PK870
4PK875
4PK885
4PK890
4PK895
4PK900
4PK905
4PK910
4PK915
4PK920
4PK925
4PK938
4PK945
4PK950
4PK954
4PK962
4PK970
4PK975

4PK985
4PK990
4PK995
4PK1000
4PK1006
4PK1010
4PK1015
4PK1020
4PK1028
4PK1038
4PK1045
4PK1054
4PK1062
4PK1070
4PK1075
4PK1080
4PK1090
4PK1100
4PK1110
4PK1125
4PK1165
4PK1170
4PK1180
4PK1190
4PK1217
4PK1230
4PK1237
4PK1245
4PK1260
4PK1267
4PK1272
4PK1290

4PK1295
4PK1310
4PK1325
4PK1360
4PK1390
4PK1413
4PK1440
4PK1470
4PK1485
4PK1511
4PK1520
4PK1538
4PK1560
4PK1580
4PK1590
4PK1645
4PK1708
4PK1767
4PK1775

Keilrippenriemen
Multiple V-Ribbed Belts
Courroies striées
Correas ranuradas longitudinalmente
Cinghie scanalate
Поликлиновые ремни



Abmessung
Size
Dimension
Dimensión
Dimensione
Размер

Abmessung
Size
Dimension
Dimensión
Dimensione
Размер

Abmessung
Size
Dimension
Dimensión
Dimensione
Размер

Abmessung
Size
Dimension
Dimensión
Dimensione
Размер

Abmessung
Size
Dimension
Dimensión
Dimensione
Размер

Abmessung
Size
Dimension
Dimensión
Dimensione
Размер

5PK

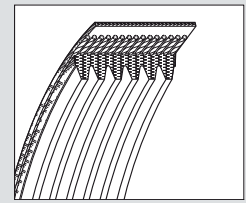
5PK491	5PK985	5PK1285
5PK585	5PK990	5PK1290
5PK638	5PK1000	5PK1295
5PK655	5PK1005	5PK1300
5PK675	5PK1010	5PK1310
5PK690	5PK1015	5PK1325
5PK698	5PK1020	5PK1330
5PK710	5PK1025	5PK1334
5PK715	5PK1030	5PK1345
5PK725	5PK1035	5PK1355
5PK736	5PK1040	5PK1360
5PK768	5PK1045	5PK1370
5PK775	5PK1054	5PK1378
5PK785	5PK1060	5PK1387
5PK790	5PK1070	5PK1393
5PK800	5PK1080	5PK1397
5PK805	5PK1090	5PK1413
5PK813	5PK1095	5PK1432
5PK820	5PK1100	5PK1450
5PK825	5PK1105	5PK1500
5PK830	5PK1110	5PK1515
5PK836	5PK1120	5PK1530
5PK847	5PK1125	5PK1538
5PK860	5PK1130	5PK1546
5PK865	5PK1135	5PK1570
5PK869	5PK1140	5PK1585
5PK875	5PK1145	5PK1592
5PK880	5PK1150	5PK1610
5PK884	5PK1155	5PK1640
5PK890	5PK1165	5PK1646
5PK900	5PK1173	5PK1680
5PK906	5PK1180	5PK1697
5PK915	5PK1190	5PK1715
5PK920	5PK1200	5PK1720
5PK925	5PK1212	5PK1745
5PK930	5PK1219	5PK1750
5PK934	5PK1225	5PK1765
5PK940	5PK1230	5PK1788
5PK950	5PK1240	5PK1800
5PK955	5PK1250	5PK1815
5PK962	5PK1255	5PK1850
5PK970	5PK1260	5PK1885
5PK975	5PK1265	5PK2020
5PK980	5PK1270	5PK2030
		5PK2060

6DPK

6DPK1100	6PK935	6PK1205
6DPK1188	6PK948	6PK1210
6DPK1195	6PK955	6PK1217
6DPK1215	6PK962	6PK1225
6DPK1225	6PK970	6PK1230
6DPK1237	6PK976	6PK1240
6DPK1320	6PK986	6PK1244
6DPK1352	6PK995	6PK1250
6DPK1697	6PK1000	6PK1256
6DPK1817	6PK1005	6PK1264
6DPK1825	6PK1010	6PK1270
6DPK1841	6PK1015	6PK1275
6DPK1853	6PK1020	6PK1285
	6PK1025	6PK1293
	6PK1033	6PK1306
	6PK1038	6PK1310
6PK675	6PK1045	6PK1318
6PK698	6PK1050	6PK1325
6PK720	6PK1054	6PK1330
6PK730	6PK1060	6PK1345
6PK737	6PK1065	6PK1352
6PK745	6PK1070	6PK1360
6PK751	6PK1075	6PK1370
6PK759	6PK1080	6PK1374
6PK780	6PK1084	6PK1380
6PK800	6PK1090	6PK1388
6PK815	6PK1095	6PK1390
6PK820	6PK1100	6PK1400
6PK825	6PK1105	6PK1413
6PK836	6PK1110	6PK1420
6PK844	6PK1115	6PK1432
6PK850	6PK1120	6PK1440
6PK858	6PK1125	6PK1448
6PK862	6PK1130	6PK1453
6PK869	6PK1138	6PK1460
6PK875	6PK1145	6PK1468
6PK880	6PK1153	6PK1480
6PK884	6PK1165	6PK1495
6PK890	6PK1173	6PK1510
6PK894	6PK1180	6PK1515
6PK900	6PK1185	6PK1520
6PK906	6PK1190	6PK1530
6PK915	6PK1195	6PK1538
6PK923	6PK1200	6PK1548

6PK

Keilrippenriemen
Multiple V-Ribbed Belts
Courroies striées
Correas ranuradas longitudinalmente
Cinghie scanalate
Поликлиновые ремни



Abmessung
Size
Dimension
Dimensión
Dimensione
Размер

Abmessung
Size
Dimension
Dimensión
Dimensione
Размер

Abmessung
Size
Dimension
Dimensión
Dimensione
Размер

Abmessung
Size
Dimension
Dimensión
Dimensione
Размер

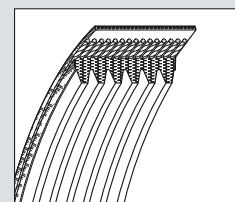
Abmessung
Size
Dimension
Dimensión
Dimensione
Размер

Abmessung
Size
Dimension
Dimensión
Dimensione
Размер

7PK

6PK1555	6PK1820	6PK2090	6PK2380	7PK880	7PK1675
6PK1560	6PK1830	6PK2094	6PK2390	7PK920	7PK1687
6PK1564	6PK1836	6PK2100	6PK2404	7PK935	7PK1705
6PK1570	6PK1840	6PK2115	6PK2415	7PK1035	7PK1715
6PK1580	6PK1845	6PK2120	6PK2433	7PK1040	7PK1730
6PK1590	6PK1850	6PK2125	6PK2445	7PK1076	7PK1741
6PK1600	6PK1856	6PK2130	6PK2460	7PK1080	7PK1749
6PK1605	6PK1863	6PK2135	6PK2465	7PK1093	7PK1760
6PK1613	6PK1870	6PK2140	6PK2475	7PK1104	7PK1775
6PK1623	6PK1873	6PK2145	6PK2490	7PK1113	7PK1785
6PK1635	6PK1880	6PK2150	6PK2498	7PK1125	7PK1795
6PK1642	6PK1885	6PK2155	6PK2510	7PK1145	7PK1801
6PK1653	6PK1893	6PK2160	6PK2523	7PK1153	7PK1815
6PK1660	6PK1900	6PK2170	6PK2535	7PK1175	7PK1834
6PK1670	6PK1905	6PK2175	6PK2550	7PK1220	7PK1855
6PK1675	6PK1910	6PK2190	6PK2563	7PK1240	7PK1867
6PK1680	6PK1915	6PK2196	6PK2585	7PK1280	7PK1910
6PK1685	6PK1920	6PK2205	6PK2615	7PK1290	7PK1915
6PK1693	6PK1930	6PK2215	6PK2625	7PK1325	7PK1920
6PK1698	6PK1940	6PK2225	6PK2650	7PK1350	7PK1933
6PK1705	6PK1950	6PK2230	6PK2680	7PK1370	7PK1950
6PK1710	6PK1955	6PK2236	6PK2870	7PK1388	7PK1970
6PK1715	6PK1965	6PK2241		7PK1400	7PK1980
6PK1720	6PK1973	6PK2245		7PK1440	7PK1988
6PK1725	6PK1980	6PK2250	7DPK	7PK1453	7PK2000
6PK1733	6PK1990	6PK2257	7DPK1360	7PK1473	7PK2035
6PK1740	6PK2000	6PK2260	7DPK1400	7PK1516	7PK2045
6PK1743	6PK2013	6PK2264	7DPK1697	7PK1538	7PK2054
6PK1750	6PK2020	6PK2271	7DPK1884	7PK1549	7PK2061
6PK1755	6PK2030	6PK2277	7DPK2074	7PK1570	7PK2255
6PK1760	6PK2035	6PK2280	7DPK2569	7PK1580	7PK2265
6PK1767	6PK2040	6PK2285	7DPK2880	7PK1593	7PK2271
6PK1775	6PK2050	6PK2310	7DPK2950	7PK1605	7PK2276
6PK1780	6PK2055	6PK2315		7PK1623	7PK2283
6PK1795	6PK2060	6PK2330		7PK1629	7PK2315
6PK1800	6PK2065	6PK2345		7PK1635	7PK2337
6PK1805	6PK2077	6PK2360		7PK1642	7PK2345
6PK1815	6PK2080	6PK2370		7PK1666	7PK2365

Keilrippenriemen
Multiple V-Ribbed Belts
Courroies striées
Correas ranuradas longitudinalmente
Cinghie scanalate
Поликлиновые ремни



Abmessung
Size
Dimension
Dimensión
Dimensione
Размер

Abmessung
Size
Dimension
Dimensión
Dimensione
Размер

Abmessung
Size
Dimension
Dimensión
Dimensione
Размер

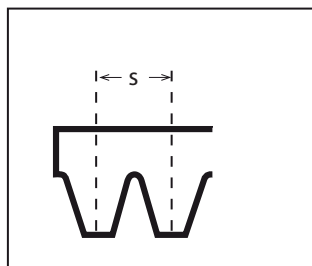
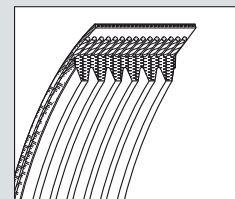
Abmessung
Size
Dimension
Dimensión
Dimensione
Размер

Abmessung
Size
Dimension
Dimensión
Dimensione
Размер

Abmessung
Size
Dimension
Dimensión
Dimensione
Размер

			9PK	10PK	11PK
7PK2370	8PK1247	8PK1795	9PK1200	10PK1005	11PK1515
7PK2418	8PK1255	8PK1815	9PK1290	10PK1070	11PK1530
7PK2535	8PK1275	8PK1825	9PK1330	10PK1075	11PK1890
7PK2630	8PK1325	8PK1840	9PK1700	10PK1108	11PK2020
7PK2682	8PK1365	8PK1890	9PK1725	10PK1136	11PK2040
7PK2710	8PK1371	8PK1910	9PK1780	10PK1145	11PK2055
7PK2842	8PK1376	8PK1920	9PK1825	10PK1213	11PK2835
7PK2875	8PK1390	8PK1940	9PK1881	10PK1350	11PK2871
7PK2958	8PK1395	8PK1955	9PK1890	10PK1360	
	8PK1400	8PK1980	9PK1910	10PK1400	12PK
8DPK	8PK1412	8PK1988	9PK1920	10PK1447	12PK1165
8DPK1827	8PK1420	8PK2000	9PK1930	10PK1460	12PK1507
	8PK1427	8PK2020	9PK2010	10PK1505	12PK1515
8PK	8PK1435	8PK2035	9PK2030	10PK1538	12PK1550
8PK800	8PK1448	8PK2050	9PK2060	10PK1570	12PK1580
8PK880	8PK1450	8PK2063	9PK2080	10PK1620	12PK1605
8PK900	8PK1460	8PK2080	9PK2100	10PK1626	12PK1623
8PK915	8PK1475	8PK2092	9PK2125	10PK1670	12PK1815
8PK955	8PK1478	8PK2100	9PK2140	10PK1675	12PK1830
8PK980	8PK1480	8PK2120	9PK2200	10PK1688	12PK1835
8PK1005	8PK1500	8PK2130	9PK2260	10PK1698	12PK1863
8PK1015	8PK1509	8PK2140	9PK2290	10PK1725	12PK1870
8PK1020	8PK1515	8PK2145	9PK2295	10PK1768	12PK1962
8PK1025	8PK1538	8PK2155	9PK2325	10PK1815	12PK2490
8PK1035	8PK1545	8PK2163	9PK2550	10PK1845	
8PK1055	8PK1550	8PK2188	9PK2580	10PK1850	15PK
8PK1075	8PK1560	8PK2215	9PK2618	10PK1863	15PK938
8PK1095	8PK1570	8PK2275	9PK2642	10PK1950	15PK954
8PK1100	8PK1580	8PK2290	9PK2835	10PK2063	
8PK1115	8PK1600	8PK2337	9PK2871	10PK2240	
8PK1150	8PK1610	8PK2380	9PK4100		
8PK1158	8PK1625	8PK2440	9PK4145		
8PK1175	8PK1635	8PK2460			
8PK1183	8PK1660	8PK2465			
8PK1215	8PK1688	8PK2497			
8PK1220	8PK1715	8PK2523			
8PK1226	8PK1755	8PK2550			
8PK1230	8PK1786	8PK2585			
		8PK2604			

Keilrippenriemen ELAST
 Multiple V-Ribbed Belts ELAST
 Courroies striées ELAST
 Correas ranuradas longitudinalmente ELAST
 Cinghie scanalate ELAST
 Поликлиновые ремни ELAST



	≈s (mm)	≈h (mm)	DIN / ISO
PJ	2,34	4	9982
PK	3,56	5	9982



$$L = L_b = L_e \neq L_a$$

Abmessung
 Size
 Dimension
 Dimensión
 Dimensione
 Размер

Abmessung
 Size
 Dimension
 Dimensión
 Dimensione
 Размер

Abmessung
 Size
 Dimension
 Dimensión
 Dimensione
 Размер

Abmessung
 Size
 Dimension
 Dimensión
 Dimensione
 Размер

3PK ELAST

3PK806 ELAST
 3PK885 ELAST
 3PK977 ELAST

4PK ELAST

4PK592 ELAST
 4PK611 ELAST
 4PK643 ELAST
 4PK711 ELAST
 4PK753 ELAST
 4PK811 ELAST
 4PK819 ELAST
 4PK830 ELAST
 4PK844 ELAST
 4PK850 ELAST

4PK860 ELAST
 4PK867 ELAST
 4PK874 ELAST
 4PK885 ELAST
 4PK896 ELAST
 4PK903 ELAST
 4PK906 ELAST
 4PK916 ELAST
 4PK917 ELAST
 4PK922 ELAST
 4PK924 ELAST
 4PK970 ELAST
 4PK1022 ELAST
 4PK1041 ELAST
 4PK1102 ELAST

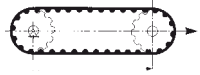
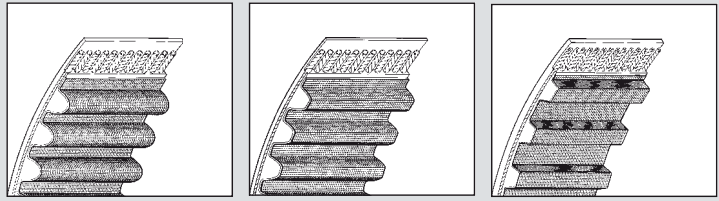
5PK ELAST



































5PK595 ELAST
 5PK628 ELAST
 5PK690 ELAST
 5PK694 ELAST
 5PK705 ELAST
 5PK711 ELAST
 5PK716 ELAST
 5PK868 ELAST
 5PK898 ELAST
 5PK926 ELAST
 5PK1236 ELAST

6PK ELAST

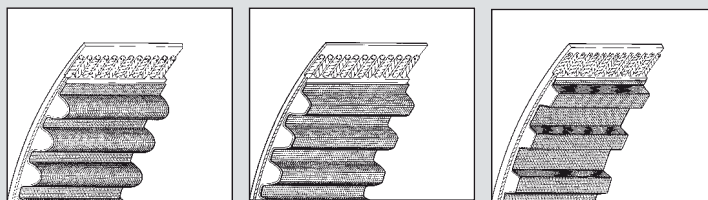
6PK691 ELAST
 6PK701 ELAST
 6PK780 ELAST
 6PK794 ELAST
 6PK799 ELAST
 6PK831 ELAST
 6PK842 ELAST
 6PK852 ELAST
 6PK873 ELAST
 6PK1019 ELAST
 6PK1023 ELAST
 6PK1029 ELAST
 6PK1033 ELAST
 6PK1042 ELAST
 6PK1059 ELAST
 6PK1090 ELAST
 6PK1249 ELAST





Zahnriemen
Timing Belts
Courroies synchrones
Correas dentadas
Cinghie sincrone
Зубчатые ремни







LA		
LAR		
LAN		
LAH		
LAHR		
LAHN		
HTD		
HTDN		
HTDH		
HTDA		
HTDA		
HTDK		
STD		
STDN		
CHDN		
CPPN		
CPI		
CPPN		

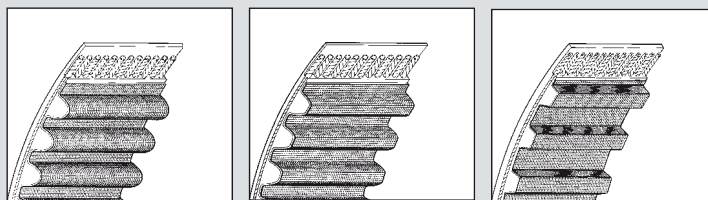
Zahnriemen
Timing Belts
Courroies synchrones
Correas dentadas
Cinghie sincrone
Зубчатые ремни











CT-No.				
CT503	104	LA	9,525	15
CT504	104	LA	9,525	15
CT508	119	LAH	9,525	32
CT510	120	LAHR	9,525	19
CT511	122	LAHR	9,525	19
CT512	130	LAH	9,525	25,4
CT513	135	LAHN	9,525	25,4
CT515	151	STD	8	19
CT516	137	LAHR	9,525	30
CT517	163	LAHR	9,525	25,4
CT520	127	HTD	8,22	25
CT521	130	HTD	9,525	25
CT522	148	HTD	9,525	25
CT524	117	HTD	9,525	19
CT525	113	HTD	9,525	17
CT526	101	HTD	9,525	17
CT527	111	HTDN	9,525	19
CT529	147	HTD	9,525	24
CT530	138	HTD-KRR	9,525	28,5
CT532	164	STD	8	25
CT533	106	HTD	9,525	19
CT534	107	HTD	9,525	20
CT535	109	HTD	9,525	19
CT536	94	LA	9,525	19
CT539	142	STD	8	19
CT540	146	HTD	9,525	24
CT542	126	LA	9,525	25,4
CT543	157	HTD	9,525	23
CT544	141	LA	9,525	25,4
CT545	157	HTD	9,525	32
CT546	101	HTD	9,525	24
CT547	71	HTD-KRR	9,525	17,8
CT550	128	STD	8	25
CT553	124	HTD	9,525	19
CT555	113	HTD	9,525	19
CT556	133	HTD	9,525	24
CT557	112	HTD	9,525	19
CT558	104	HTD	9,525	17
CT559	108	HTD	9,525	24
CT561	80	L	9,525	16

CT-No.				
CT562	91	LA	9,525	19
CT568	89	LA	9,525	19
CT569	97	LA	9,525	19
CT571	110	LA	9,525	18
CT573	112	LA	9,525	19
CT574	110	LA	9,525	25,4
CT575	134	LA	9,525	25,4
CT576	97	LA	9,525	25,4
CT577	139	LA	9,525	25,4
CT580	93	LA	9,525	19
CT581	100	LA	9,525	17
CT583	177	HTD	9,525	25
CT584	219	HTD	9,525	25
CT585	106	HTD	9,525	22
CT586	109	HTD	9,525	22
CT587	168	STDN	8	18
CT588	133	HTD	9,525	25
CT589	110	HTD	9,525	21
CT590	127	HTD	9,525	25
CT591	148	STD	8	25
CT592	152	STD	8	25
CT594	118	LA	9,525	19
CT595	109	LA	9,525	19
CT596	153	LAH	9,525	25,4
CT598	143	LA	9,525	19
CT599	143	LA	9,525	25,4
CT600	219	LAH	9,525	25,4
CT601	127	LA	9,525	25,4
CT602	107	HTDK	8	19
CT603	107	HTDK	8	21,6
CT604	153	HTD	9,525	25
CT605	138	STDN	8	15
CT607	108	HTD	9,525	17
CT608	142	LA	9,525	18
CT609	165	STDN	8	22
CT611	168	STDN	8	22
CT612	87	LAH	9,525	33,8
CT613	170	STDN	8	25
CT614	117	LAH	9,525	25,4
CT615	170	STDN	8	22

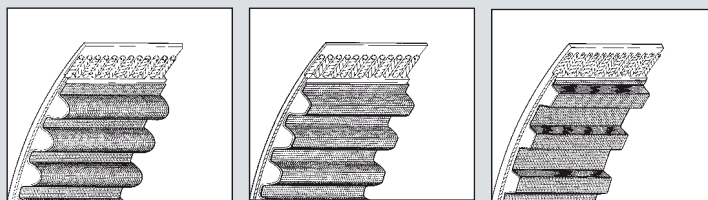
Zahnriemen
Timing Belts
Courroies synchrones
Correas dentadas
Cinghie sincrone
Зубчатые ремни



CT-No.				
CT616	98	LAH	9,525	19
CT617	173	STDN	8	22
CT619	173	STDN	8	25
CT622	153	LAH	9,525	30
CT626	120	LA	9,525	15
CT627	107	HTD	9,525	24
CT629	128	STD	8	19
CT630	124	LAN	9,525	18
CT631	120	LA	9,525	19
CT633	108	LA	9,525	19
CT635	113	LA	9,525	19
CT637	121	LA	9,525	18
CT639	45	LA	9,525	10,2
CT641	75	LAH	9,525	20,1
CT643	123	LA	9,525	19
CT645	77	LAHN	9,525	20,1
CT647	116	LA	9,525	19
CT648	54	LA	9,525	19
CT649	146	LA	9,525	19
CT650	117	LA	9,525	15
CT651	144	LA	9,525	19
CT652	148	LA	9,525	19
CT653	93	LA	9,525	19
CT654	98	LA	9,525	17
CT655	98	LA	9,525	19
CT659	105	LA	9,525	19
CT660	120	LA	9,525	18
CT662	62	LAH	9,525	19
CT663	123	LAH	9,525	25,4
CT664	55	LA	9,525	12,7
CT665	92	LA	9,525	19
CT666	106	LA	9,525	19
CT667	68	LA	9,525	15
CT668	69	LA	9,525	19
CT669	84	LA	9,525	19
CT670	138	LA	9,525	18
CT672	90	LA	9,525	19
CT673	91	LA	9,525	19
CT674	95	LA	9,525	19
CT675	103	LA	9,525	19

CT-No.				
CT676	118	LA	9,525	19
CT677	133	LA	9,525	22,1
CT678	138	LA	9,525	25,4
CT679	102	LA	9,525	19
CT680	88	LA	9,525	19
CT681	149	LAH	9,525	30
CT684	125	HTD	9,525	19
CT685	119	LAR	9,525	19
CT687	122	LAR	9,525	19
CT688	92	HTDN	9,525	19,75
CT689	137	LA	9,525	25,4
CT690	97	HTDN	9,525	19,75
CT693	133	LA	9,525	25,4
CT694	123	HTDK	8	20
CT695	123	HTDK	8	24
CT698	102	LA	9,525	20,6
CT700	118	LAH	9,525	31,8
CT702	118	LA	9,525	15
CT703	99	LAH	9,525	19
CT704	119	LAH	9,525	25,4
CT705	121	HTDK	8	20
CT706	121	HTDK	8	24
CT707	126	HTDA	8	23
CT708	143	HTDA	8	23
CT709	95	HTD	9,525	17
CT710	143	HTD	9,525	25
CT711	151	HTD	9,525	25
CT712	164	HTDN	9,525	23
CT714	83	LAHR	9,525	19
CT715	92	LAHR	9,525	19
CT716	115	LA	9,525	19
CT718	104	HTD	9,525	17
CT719	96	H	12,7	19
CT720	111	HTDH	9,525	20
CT721	143	LAH	9,525	30
CT722	129	HTD	9,525	24
CT723	129	HTD	9,525	31
CT724	141	HTDH	9,525	24
CT726	239	STD	8	25
CT727	299	STD	8	30

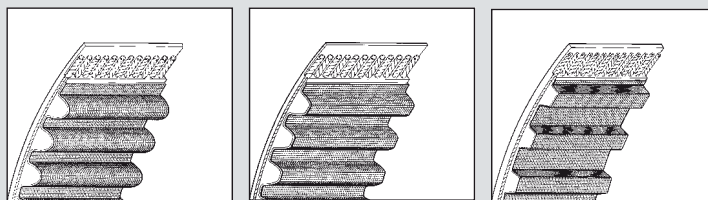
Zahnriemen
Timing Belts
Courroies synchrones
Correas dentadas
Cinghie sincrone
Зубчатые ремни











CT-No.				
CT728	131	HTDA	9,525	25
CT729	97	HTDN	9,525	21,8
CT731	152	LAH	9,525	30
CT732	133	STD	8	19
CT737	143	HTDA	9,525	21
CT738	92	HTDA	9,525	22
CT739	91	HTDA	9,525	19
CT740	93	HTDA	9,525	25
CT741	107	HTDA	8	19
CT744	101	HTD	9,525	17
CT745	110	HTDA	8	19
CT746	115	STD	8	25
CT748	136	LAH	9,525	25,4
CT749	116	HTD	9,525	19
CT750	118	HTD	9,525	19
CT752	110	DHTD	9,525	14
CT754	114	HTD	9,525	17
CT755	124	LAHN	9,525	26,4
CT757	103	HTDA	9,525	25
CT758	120	LAHN	9,525	25,4
CT759	148	HTDA	9,525	23
CT760	148	HTDA	9,525	25
CT762	162	STD	8	30
CT763	107	HTDA	9,525	24
CT765	108	HTDA	9,525	25
CT766	103	HTDA	9,525	19
CT768	145	HTDK	8	21,6
CT769	145	HTDA	8	22
CT770	139	LA	9,525	18
CT772	149	HTD	9,525	25
CT773	124	HTDA	9,525	24
CT774	110	HTDA	9,525	25
CT775	144	HTD	9,525	25
CT776	102	HTDA	9,525	19
CT778	119	STD	9,525	19
CT779	98	STD	9,525	19
CT780	63	LA	9,525	19
CT781	111	HTDA	9,525	25
CT782	121	HTD	9,525	20
CT783	178	HTDK	8	25

CT-No.				
CT785	104	HTDA	9,525	25
CT786	149	LAHR	9,525	30
CT787	135	HTDA	8	25
CT788	95	HTDA	9,525	25
CT789	119	HTDA	9,525	19
CT790	168	HTDA	8	25
CT791	80	LAHN	9,525	21,1
CT792	211	HTDA	8	30
CT793	119	HTDA	9,525	25
CT794	124	HTDA	9,525	26
CT798	119	HTDA	9,525	25
CT799	113	HTDA	9,525	24
CT800	70	HTDA	9,525	16
CT801	123	LAHR	9,525	19
CT802	122	HTDA	9,525	24
CT803	132	HTD	9,525	23
CT804	127	HTDA	9,525	24
CT805	149	HTDA	9,525	25
CT806	146	HTDA	8	19
CT808	95	HTDA	9,525	19
CT810	108	HTDA	9,525	32
CT812	156	HTDA	8	29
CT814	192	HTDA	9,525	28
CT816	137	STD	8	25
CT817	103	HTDK	8	19
CT818	94	HTD	9,525	25
CT819	134	HTD	9,525	25
CT820	173	STD	8	30
CT821	121	HTDA	8	29
CT822	257	HTDA	8	32
CT824	89	HTDA	9,525	19
CT825	123	HTDA	9,525	19
CT826	151	HTDA	9,525	29
CT827	117	HTDK	8	21
CT828	124	HTDK	8	26
CT829	192	STD	8	30
CT831	167	HTDN	9,525	23
CT832	162	STD	8	25
CT833	97	DLAH	9,525	15
CT836	124	HTDA	9,525	29

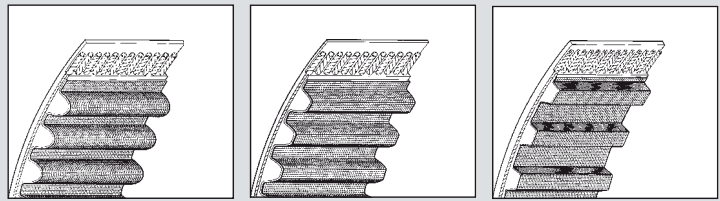
Zahnriemen
Timing Belts
Courroies synchrones
Correas dentadas
Cinghie sincrone
Зубчатые ремни



CT-No.				
CT837	220	STD	8	22
CT839	123	HTDA	9,525	29
CT840	127	HTD	9,525	19
CT841	117	HTDA	8	29
CT842	158	HTDA	9,525	32
CT843	141	LAHR	9,525	30
CT844	223	STD	8	32
CT845	132	STD	8	19
CT846	135	STD	8	19
CT847	137	STD	8	19
CT848	121	LAN	9,525	18
CT850	121	HTDK	8	21
CT852	191	STD	8	32
CT853	157	HTDA	9,525	25
CT854	139	HTDA	9,525	21
CT855	144	HTDA	9,525	23
CT857	107	HTDA	8	18
CT859	177	HTDK	8	25
CT860	102	HTD	9,525	25
CT861	95	LAHN	9,525	19
CT862	103	HTDA	9,525	24
CT863	104	HTDA	9,525	24
CT864	134	HTD	9,525	25
CT865	114	HTD	9,525	25
CT866	146	STD	8	20
CT867	137	LAHR	9,525	25,4
CT869	147	STD	8	25
CT870	169	STD	8	24
CT871	176	STD	8	24
CT872	151	STD	8	25
CT873	169	STD	8	20
CT874	111	HTD	9,525	17
CT875	146	HTDK	8	25
CT876	129	HTDK	8	27
CT877	168	STDN	8	24
CT878	134	STDN	8	18
CT879	158	STDN	8	25
CT880	167	STDN	8	24
CT881	117	HTDA	9,525	22
CT884	225	STD	8	30

CT-No.				
CT885	145	LA	9,525	18
CT886	96	LAH	9,525	25,4
CT887	127	HTDA	9,525	25
CT891	141	HTD	9,525	28
CT893	196	HTDA	9,525	28
CT894	193	STD	8	36
CT895	97	HTDA	9,525	25
CT897	143	LAH	9,525	30
CT898	89	HTDA	9,525	25
CT899	125	HTDA	8	22
CT900	159	HTDK	8	25
CT901(SET)	116 + 85	CHDN + CHDN	9,525 + 9,525	22 + 22
CT902	152	HTDA	9,525	28
CT906	136	HTD	9,525	25
CT907	149	STD	8	25
CT908	138	STD	8	23
CT909	150	STDH	8	23
CT910	107	HTDA	8	25
CT911	122	HTDA	9,525	19
CT914	81	LAHR	9,525	20,8
CT915	87	HTD	9,525	17
CT916	117	HTDA	9,525	25
CT917	145	HTDA	9,525	30
CT918	193	STDN	8	24
CT919	153	STD	8	25
CT920	253	STD	8	30
CT921	163	HTDA	9,525	25
CT924	171	STD	8	24
CT925	110	DHTD	9,525	18
CT926	147	STD	8	19
CT927	108	LAN	9,525	15
CT929	143	HTDA	8	26
CT930	226	HTDA	8	30
CT931	173	STDN	8	18
CT932	83	HTDA	9,525	19
CT933	76	LAH	9,525	19
CT935	153	HTDA	9,525	25
CT936	91	HTDA	9,525	19
CT937	113	HTDA	9,525	25,5
CT938	99	HTDK	8	19

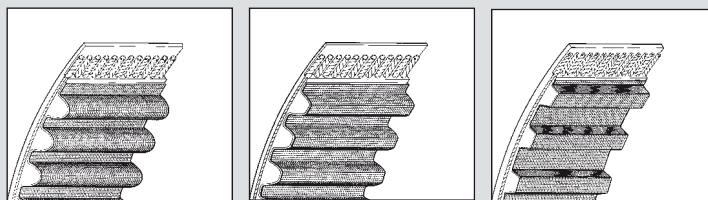
Zahnriemen
Timing Belts
Courroies synchrones
Correas dentadas
Cinghie sincrone
Зубчатые ремни



CT-No.				
CT939	122	LAHR	9,525	26,4
CT940	153	HTDA	9,525	26
CT941	154	HTDA	8	29
CT942	105	HTDA	9,525	22
CT945	137	LAHR	9,525	25,4
CT946	141	LAHR	9,525	25,4
CT947	166	STDN	8	24
CT949	151	HTDA	9,525	25
CT950	78	CPPN	9,525	22
CT951	147	CPPN	9,525	32
CT952	118	CPPN	9,525	30
CT953	109	CPPN	9,525	30
CT954	112	CPPN	9,525	28
CT955	136	CPPN	9,525	25
CT957(SET)	130 (STD) + 58 (STDB)	STD + STDB	8 + 8	20 (STD) + 17 (STDB)
CT959	125	HTD	9,525	20
CT964	131	STDN	8	17
CT966	153	HTD	9,525	25
CT968	190	CPPN	8	24
CT970	130	DSTDN	7	15
CT971	126	DSTDN	8	15
CT972	133	HTDA	8	25
CT973	104	LAN	9,525	15
CT974	145	HTDA	8	26
CT975	162	STD	8	20
CT977	128	HTDA	9,525	27
CT978	129	HTDA	9,525	25
CT979	142	HTDA	9,525	23
CT980	129	HTDA	8	18
CT981	138	HTDA	9,525	23
CT982	146	HTDA	9,525	28
CT983	91	CHDN	9,525	20
CT986	140	CPPN	9,525	25
CT987	141	CPPN	9,525	25
CT988	96	HTD	9,525	17
CT989	153	CPPN	9,525	30
CT990	225	STD	8	30
CT991	55	LAHR	9,525	12,7

CT-No.				
CT992	154	HTDA	8	22
CT993	151	HTDA	9,525	30
CT994	152	HTDA	9,525	30
CT995	193	STDN	8	24
CT996	136	CPPN	9,525	25
CT997	125	CPPN	8	15
CT998	163	STD	8	26,7
CT999	129	CPPN	8	15
CT1000	153	HTDA	9,525	29
CT1001	112	HTDA	9,525	24
CT1004	54	HTD	9,525	17
CT1005	79	HTDA	9,525	19
CT1006	125	HTDA	9,525	26
CT1007	134	HTDA	9,525	27
CT1008	109	HTDA	8	25
CT1010	132	HTDA	9,525	28
CT1012	137	LAHR	9,525	22,9
CT1013	101	HTDA	8	20
CT1014	131	HTDA	9,525	25
CT1015	207	LAHN	9,525	30
CT1016	122	HTDA	9,525	29
CT1017	97	HTDA	9,525	19
CT1018	87	LAHN	9,525	23,9
CT1019	143	HTDA	9,525	25
CT1020	101	HTDA	9,525	30
CT1023	168	STD	8	24
CT1024	107	HTDA	8	22
CT1025	132	HTDA	9,525	26
CT1026	153	HTDA	9,525	26
CT1027	173	STD	8	29
CT1028	120	HTDA	9,525	30
CT1029	211	HTDK	8	32
CT1030	128	HTDA	8	26
CT1032	57	XL	5,08	7,9
CT1033	133	HTDA	9,525	25
CT1034	154	CPPN	9,525	30
CT1035	123	HTDA	9,525	27
CT1037	146	CPPN	9,525	25
CT1038	152	CHDN	9,525	30
CT1041	112	CPPN	9,525	30

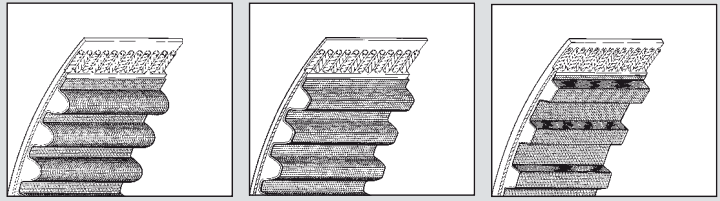
Zahnriemen
Timing Belts
Courroies synchrones
Correas dentadas
Cinghie sincrone
Зубчатые ремни











CT-No.				
CT1042	78	CPPN	9,525	24
CT1043	178	HTD	9,525	25
CT1044	141	LAHR	9,525	25,4
CT1045	95	HTDA	9,525	23,4
CT1046	89	CPPN	9,525	25
CT1047	123	HTDA	8	22
CT1048	116	HTDA	8	29
CT1049	124	CPPN	8	22
CT1050	223	HTDA	8	27
CT1051	141	HTDA	9,525	30
CT1052	259	CPPN	8	32
CT1053	111	HTDA	8	29
CT1054	130	CHDN	9,525	25
CT1055	130	CHDN	9,525	28
CT1056	145	STD	8	23
CT1058	281	HTDA	8	30
CT1060	60	XL	5,08	9,4
CT1061	136	HTD	9,525	25
CT1062	110	STD	8	22
CT1063	144	CPPN	9,525	25
CT1064	133	HTDA	9,525	26
CT1065	134	HTDA	9,525	26
CT1066	100	HTD	9,525	17
CT1067	104	HTDA	9,525	17
CT1068	281	STD	8	30
CT1069	137	STD	8	22
CT1070	106	HTDA	9,525	24
CT1071	154	HTDA	9,525	29
CT1072	111	HTDK	8	25
CT1073	176	HTDA	9,525	28
CT1074	59	HTDA	9,525	22
CT1075	175	STD	8	29
CT1076	198	STDN	8	24
CT1077	146	STDM	8	24
CT1078	129	HTDA	9,525	25
CT1079	116	HTDA	9,525	25
CT1080	187	HTDA	8	32
CT1081	103	HTDA	9,525	22
CT1082	104	HTDA	9,525	22
CT1084	149	HTDA	9,525	30

CT-No.				
CT1085	207	HTDA	8	32
CT1086	195	HTDA	8	32
CT1087	197	HTDA	8	26
CT1088	148	STD	8	23
CT1089	97	HTD	9,525	25
CT1090	117	HTDA	9,525	30
CT1091	116	CHD	9,525	25,4
CT1092	137	CPPN	9,525	25
CT1094	83	HTDA	9,525	24
CT1095	83	HTDA	9,525	30
CT1096	176	CPPN	9,525	28
CT1097	58	CPPN	9,525	22
CT1099	123	HTDA	9,525	28
CT1100	143	CPPN	9,525	25
CT1101	135	HTDA	9,525	25
CT1102	155	HTDA	8	24
CT1103	149	HTDA	9,525	24
CT1104	135	CPPN	9,525	25,4
CT1105	199	CPI	8,035	24
CT1106	190	STDN	8	24
CT1107	99	HTDA	8	19
CT1108	150	HTDA	9,525	29
CT1109	65	HTDA	8	12,7
CT1110	153	HTDA	9,525	25
CT1111	112	HTDA	9,525	29
CT1112	68	HTDA	8	23
CT1113	265	HTDA	8	32
CT1114	125	CPPN	8	22
CT1115	129	CPPN	8	22
CT1116	159	HTDA	8	29
CT1117	195	CPPN	9,525	29
CT1118	85	CPPN	9,525	20
CT1119	185	HTD	9,525	28
CT1120	141	LAHR	9,525	26
CT1121	151	HTDA	9,525	22
CT1122	152	HTDA	9,525	30
CT1123	220	STD	8	28
CT1125	126	HTDA	9,525	26
CT1126	132	HTDA	9,525	27
CT1127	131	HTDA	9,525	27

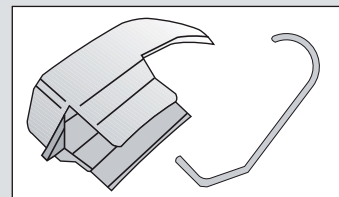
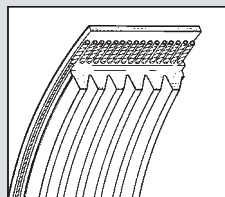
Zahnriemen
Timing Belts
Courroies synchrones
Correas dentadas
Cinghie sincrone
Зубчатые ремни





CT-No.	 x			
CT1128	177	HTDA	8	30
CT1130	126	HTDA	9,525	27
CT1131	82	HTDA	9,525	24
CT1132	106	HTDA	8	25
CT1133	153	HTDA	9,525	27
CT1134	160	HTDA	9,525	30
CT1135	239	LAHN	9,525	30
CT1136	150	HTDA	9,525	30
CT1137	137	HTDA	9,525	22
CT1138	153	HTDA	9,525	25
CT1139	160	HTDA	9,525	25
CT1140	116	CHD	9,525	25,4
CT1141	65	STD	8	12,7
CT1142	118	HTDA	9,525	25,4
CT1143	54	CDP	5	12
CT1144	146	HTDA	9,525	28
CT1145	153	HTDA	9,525	30
CT1147	211	STD	8	34

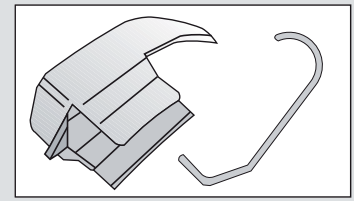
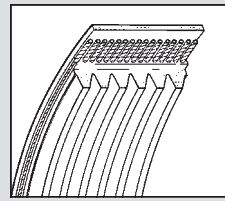
CT-No.	 x			
CT1148	178	CPPN	9,525	30
CT1149	163	CPPN	8	24
CT1150	133	HTDA	9,525	26
CT1151	103	HTDA	9,525	26,5
CT1152	154	HTDA	9,525	25,4
CT1153	105	HTD	9,525	25
CT1155	194	CPI	8,035	24
CT1156	104	HTDA	9,525	30
CT1157	171	CPI	8,035	24
CT1158	173	CTD	11	34
CT1162	141	CHDR	9,525	25,4
CT1163	139	CHD	9,525	25,4
CT1164	113	HTDA	9,525	17
CT1167	163	STD	7	20
CT1168	145	HTDL	9,525	25
CT1169	87	STD	5	10

Keilrippenriemen ELAST + Werkzeug
 Multiple V-Ribbed Belt ELAST + Tool
 Courroies striées ELAST + Outil
 Correias ranuradas longitudinalmente ELAST + Herramienta
 Cinghie scanalate ELAST + Utensile
 Поликлиновые ремни ELAST + инструмент



KIT		
4PK874 ELAST T1	4PK874 ELAST	Tool02
4PK916 ELAST T1	4PK916 ELAST	Tool05 ToolClip04
4PK917 ELAST T1	4PK917 ELAST	Tool02
4PK922 ELAST T1	4PK922 ELAST	Tool09 ToolClip07
4PK924 ELAST T1	4PK924 ELAST	Tool14
4PK1022 ELAST T1	4PK1022 ELAST	Tool02
5PK694 ELAST T1	5PK694 ELAST	Tool04 ToolClip03
5PK705 ELAST T1	5PK705 ELAST	Tool04 ToolClip01
5PK711 ELAST T1	5PK711 ELAST	Tool04 ToolClip01
5PK716 ELAST T1	5PK716 ELAST	Tool04 ToolClip03
6PK831 ELAST T1	6PK831 ELAST	Tool01
6PK831 ELAST T2	6PK831 ELAST	Tool03
6PK842 ELAST T1	6PK842 ELAST	Tool15
6PK873 ELAST T1	6PK873 ELAST 4PK922 ELAST	Tool09 Tool10 ToolClip07
6PK1019 ELAST T1	6PK1019 ELAST 5PK690 ELAST	Tool05 ToolClip02 ToolClip05
6PK1023 ELAST T1	6PK1023 ELAST	Tool11 ToolClip02
6PK1029 ELAST T1	6PK1029 ELAST 5PK694 ELAST	Tool06 ToolClip08
6PK1042 ELAST T1	6PK1042 ELAST	Tool05 ToolClip02 ToolClip05
6PK1042 ELAST T2	6PK1042 ELAST	Tool12 ToolClip05
6PK1042 ELAST T3	6PK1042 ELAST	Tool13 ToolClip05
6PK1059 ELAST T2	6PK1059 ELAST 5PK868 ELAST	Tool06

Keilrippenriemen ELAST + Werkzeug
 Multiple V-Ribbed Belt ELAST + Tool
 Courroies striées ELAST + Outil
 Correas ranuradas longitudinalmente ELAST + Herramienta
 Cinghie scanalate ELAST + Utensile
 Поликлиновые ремни ELAST + инструмент



Tool01



Tool02



Tool03



Tool04



Tool05



Tool06




Tool08



Tool09



Tool10



Tool11



Tool12



Tool13



Tool14



ToolClip01



ToolClip02



ToolClip03



ToolClip04



ToolClip05

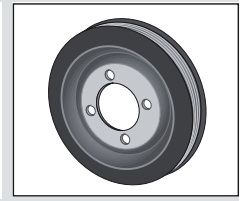
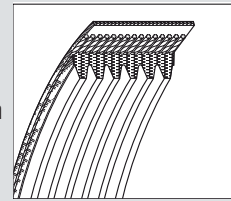


ToolClip07



ToolClip08

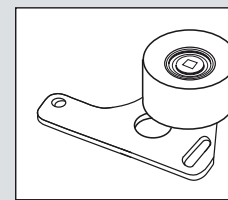
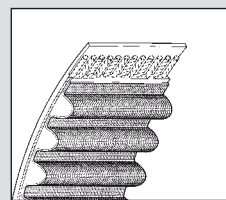
Keilrippenriemen + Torsionsschwingungsdämpfer
 Multiple V-Ribbed Belts + Torsional vibration damper
 Courroies striées + Armortisseur de vibrations de torsion
 Correas ranuradas longitudinalmente + Amortiguador de vibraciones de torsión
 Cinghie scanalate + Puleggia smorzatrice per vibrazioni torsionali
 Поликлиновый ремень + Гаситель крутильных колебаний











KIT				
5PK1815D1	5PK1815		VD1025	2
5PK2030D1	5PK2030	5PK836	VD1030	2
5PK2060D1	5PK2060	5PK813	VD1027	4
6DPK1195D1	6DPK1195		VD1076	5
6DPK1195D2	6DPK1195		VD1076	5
6DPK1215D1	6DPK1215		VD1076	5
6DPK1841D1	6DPK1841		VD1077	5
6PK995D1	6PK995		VD1062	3
6PK1050D1	6PK1050		VD1067	5
6PK1050D2	6PK1050		VD1076	9
6PK1138D1	6PK1138		VD1063	2
6PK1138D2	6PK1138		VD1081	1
6PK1180D1	6PK1180		VD1076	5
6PK1275D1	6PK1275		VD1068	7
6PK1345D1	6PK1345		VD1002	1
6PK1370D1	6PK1370		VD1067	5
6PK1413D1	6PK1413		VD1039	2
6PK1413D2	6PK1413		VD1067	5
6PK1468D1	6PK1468		VD1080	0
6PK1600D1	6PK1600		VD1068	7
6PK1613D1	6PK1613		VD1076	13
6PK1623D1	6PK1623		VD1068	7
6PK1642D1	6PK1642		VD1063	2
6PK1642D2	6PK1642		VD1081	1
6PK1660D1	6PK1660		VD1076	9
6PK1660D2	6PK1660		VD1076	5
6PK1715D1	6PK1715		VD1002	1
6PK1720D1	6PK1720		VD1039	2
6PK1740D1	6PK1740		VD1080	0
6PK1750D1	6PK1750		VD1002	1
6PK1750D2	6PK1750		VD1080	0
6PK1760D1	6PK1760		VD1064	7

KIT				
6PK1767D1	6PK1767		VD1002	1
6PK1800D1	6PK1800		VD1031	2
6PK1863D1	6PK1863		VD1031	2
6PK1873D1	6PK1873		VD1031	2
6PK1900D1	6PK1900		VD1031	2
6PK2080D1	6PK2080	4PK970	VD1028	2
6PK2080D2	6PK2080	4PK917 ELAST	VD1028	2
6PK2090D1	6PK2090	4PK970	VD1028	2
6PK2160D1	6PK2160		VD1041	3
6PK2196D1	6PK2196		VD1041	3
6PK2215D1	6PK2215		VD1002	1
6PK2236D1	6PK2236		VD1002	1
6PK2241D1	6PK2241		VD1041	3
6PK2260D1	6PK2260		VD1036	3
6PK2260D3	6PK2260		VD1042	4
6PK2264D1	6PK2264		VD1042	4
6PK2271D1	6PK2271		VD1036	3
6PK2271D2	6PK2271		VD1041	3
6PK2380D1	6PK2380		VD1070	2
6PK2390D1	6PK2390		VD1070	2
6PK2404D1	6PK2404	4PK1237	VD1032	8
6PK2404D2	6PK2404	4PK1217	VD1032	8
6PK2460D1	6PK2460		VD1033	9
6PK2490D1	6PK2490		VD1033	9
7PK2035D1	7PK2035		VD1073	3

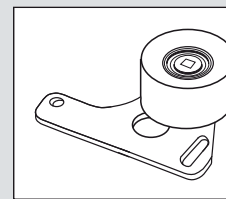
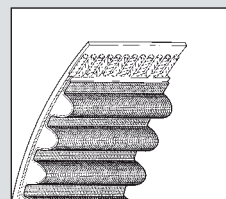
Zahnriemen Kits
Timing belt kits
Courroies synchrones kits
Correas dentadas kits
Cinghie sincrone kits
Зубчатый ремень kits











KIT				
CT503K1	CT503	V55801		
CT508K1	CT508	V59503	V59505	
CT510K1	CT510	V57302		
CT511K1	CT511	V57302		
CT511K2	CT511	V57310		
CT512K1	CT512	V55208		
CT513K1	CT513	V55405		
CT517K1	CT517	V57313		
CT520K1	CT520	V55000		
CT521K1	CT521	V56913	V56914	
CT522K1	CT522	V55515	V55518	
CT522K3	CT522	V55515	V55522	
CT525K1	CT525	V56604		
CT527K1	CT527	V57201		
CT527K2	CT527	V57202		
CT529K1	CT529		V55300	
CT530K1	CT530	V55001		V71166
CT536K1	CT536	V56915		
CT539K1	CT539		V55403	
CT540K1	CT540		V55301	
CT545K1	CT545	V57304	V57305	
CT546K1	CT546	V57404		
CT550K1	CT550	V56115		
CT553K1	CT553	V55501	V55507	
CT557K1	CT557	V58260		
CT559K1	CT559	V57411		
CT562K1	CT562	V56800		
CT568K1	CT568	V57702		
CT569K1	CT569	V57705		
CT571K1	CT571	V55804		
CT574K1	CT574	V55000		
CT577K1	CT577	V56912	V56902	
CT581K1	CT581 CT581	V56000 V56001		
CT583K1	CT583	V56903	V56904	
CT585K1	CT585	V57023		
CT586K1	CT586	V57023		
CT588K1	CT588	V56607 V56607		
CT589K1	CT589	V55005	V55003 V55004	

KIT				
CT589K2	CT589	V55002	V55003 V55004	
CT594K2	CT594	V55803		
CT594K3	CT594	V55804		
CT596K1	CT596	V55506	V55507	
CT603K1	CT603	V57020		
CT604K1	CT604	V55502	V55503	
CT605K1	CT605	V55801		
CT607K1	CT607	V56600		
CT608K2	CT608	V55807		
CT608K3	CT608	V55811		
CT609K1	CT609	V55805	V55806	
CT611K1	CT611	V55805	V55806	
CT613K1	CT613	V55809	V55839	
CT615K1	CT615	V55829	V55825	
CT616K1	CT616	V55203		
CT617K1	CT617	V55829	V55825	
CT619K1	CT619	V55829	V55825	
CT622K1	CT622	V55826 V55826		
CT626K1	CT626	V55815		
CT630K1	CT630	V55400		V41057 V31191 V71157
CT630K2	CT630	V55404		
CT630K4	CT630	V55413		
CT637K1	CT637	V55400		V41057 V31191 V71157
CT643K1	CT643	V56500		
CT647K1	CT647	V55514		
CT647K2	CT647	V55803		
CT647K4	CT647	V55802		
CT647K5	CT647	V55804		
CT654K1	CT654 CT654	V56000 V56001		
CT655K1	CT655	V56802		
CT660K1	CT660		V55401	
CT662K1	CT662	V55801		

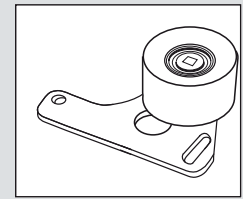
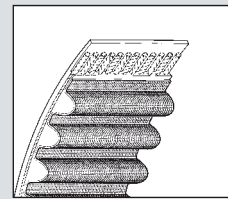
Zahnriemen Kits
 Timing belt kits
 Courroies synchrones kits
 Correas dentadas kits
 Cinghie sincrone kits
 Зубчатый ремень kits











KIT				
CT663K1	CT663	V55207		
CT665K1	CT665	V57300		
CT666K1	CT666	V56803		
CT669K1	CT669	V57416		
CT670K1	CT670	V55807		
CT674K1	CT674	V56802		
CT676K1	CT676	V55514		
CT678K1	CT678	V55808	V55824	
CT678K2	CT678		V55824 V55824	
CT679K1	CT679	V56803		
CT680K1	CT680	V56915		
CT680K2	CT680	V57700		
CT684K1	CT684	V55502	V55503	
CT685K1	CT685	V55206		
CT687K1	CT687	V55206		
CT690K1	CT690	V55202		
CT694K1	CT694	V56908	V56909	
CT695K1	CT695	V56905	V56906	
CT700K1	CT700	V56613		
CT704K1	CT704		V55401	
CT706K1	CT706	V56905	V56906	
CT707K1	CT707	V56105		
CT708K1	CT708	V56104		
CT709K1	CT709	V55500		
CT710K1	CT710	V56602	V56603	V41028 V41060
CT711K1	CT711	V55502	V55511	
CT714K1	CT714	V57314		
CT715K1	CT715	V57300		
CT718K1	CT718	V56600		
CT718K2	CT718	V56101		
CT723K1	CT723	V56928	V56929	
CT724K1	CT724	V55303	V55304	
CT726K1	CT726	V55407	V55420	V41331
CT726K2	CT726	V55419	V55422	V41075 V41094

KIT				
CT728K1	CT728	V55249	V55210 V55211	V41071 V41037 V41072 V41072 V71141
CT729K1	CT729	V55202		
CT731K1	CT731	V55822 V55826		
CT737K1	CT737	V56516	V56514	V71244
CT738K1	CT738	V57301		
CT738K2	CT738	V58403		
CT740K1	CT740	V57908		
CT741K1	CT741	V56801		
CT744K1	CT744	V56600		
CT745K1	CT745	V56800		
CT748K4	CT748	V55307	V55368	
CT748K5	CT748	V55308	V55368	
CT748K6	CT748	V55316	V55368	
CT749K1	CT749	V55514		
CT750K1	CT750	V55514		
CT754K1	CT754	V56600		
CT754K2	CT754	V56618		
CT755K1	CT755	V55417	V55406	
CT755K2	CT755	V55425	V55401	V71181 V31202 V71261
CT757K1	CT757	V57704		
CT759K1	CT759	V56512	V56515	V71244
CT760K1	CT760	V55510	V55511	
CT760K2	CT760	V55510	V55511 V55561	
CT762K1	CT762	V57019	V57011	
CT763K1	CT763	V57401		
CT765K1	CT765	V57013	V57015	
CT769K1	CT769	V57002	V57003	V71263
CT772K1	CT772	V56623	V56603	V41028 V41060 V49002
CT773K1	CT773	V57401		
CT774K1	CT774	V57013	V57015	

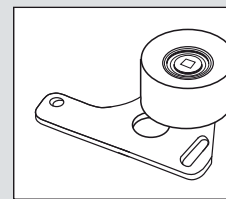
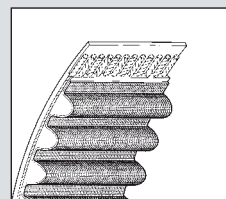
Zahnriemen Kits
 Timing belt kits
 Courroies synchrones kits
 Correas dentadas kits
 Cinghie sincrone kits
 Зубчатый ремень kits











KIT				
CT775K1	CT775	V56623	V56603	V41028 V41060 V49002
CT781K1	CT781	V56810	V56809	
CT781K2	CT781	V58402	V58401	
CT781K3	CT781	V56810	V56815	
CT782K1	CT782 CT782	V56010 V56010 V56010 V56010		
CT786K1	CT786	V56821	V56820	
CT787K1	CT787	V57006	V57007	V71260
CT788K1	CT788	V57908		
CT790K1	CT790	V57013	V57014	
CT791K1	CT791	V55436	V55437	
CT792K1	CT792	V58100	V58101 V58101 V58102	
CT792K2	CT792	V58107	V58101 V58101 V58102	
CT793K1	CT793	V57703		
CT794K1	CT794	V57400		
CT799K1	CT799	V57406		
CT800K1	CT800	V57407		
CT801K1	CT801	V57310		
CT803K1	CT803	V56109		
CT805K1	CT805	V57317		
CT810K1	CT810	V57909	V57910	
CT821K1	CT821	V57321		
CT824K1	CT824	V57702		
CT825K1	CT825	V56500		
CT827K1	CT827	V56900		
CT828K1	CT828	V56920	V56917	
CT829K1	CT829	V57010	V57009 V57008	
CT836K1	CT836	V57315	V58400	
CT839K1	CT839	V57315	V58400	
CT840K1	CT840	V55502	V55503	
CT840K2	CT840	V55502	V55503 V55567	
CT841K1	CT841	V57321		
CT842K1	CT842	V57308	V57305	

KIT				
CT843K1	CT843	V56807	V56808	
CT845K1	CT845	V55427		
CT846K1	CT846	V55428	V41154 V71180 V31200	
CT846K2	CT846	V55719		V41154 V71180
CT847K1	CT847	V55428		V31200
CT848K3	CT848	V55413		V71179 V31209
CT848K4	CT848	V55421		V41057 V31191 V71157
CT850K1	CT850			V56900
CT853K1	CT853	V55536	V55524 V55532	
CT854K1	CT854	V56516	V56514	
CT855K1	CT855	V56512	V56515	V71245
CT861K1	CT861	V55837		
CT862K1	CT862	V57403		V71156
CT863K1	CT863	V57403		V71156
CT864K1	CT864	V56607 V56621		
CT865K1	CT865	V55901		
CT866K1	CT866	V55315		
CT867K1	CT867	V55405		V71157 V31214
CT867K2	CT867	V55426		V31213 V71225
CT867K3	CT867	V55414	V55415	V41094 V31213 V71225
CT867K4	CT867	V55426	V55415	V41094 V71225 V31213
CT869K1	CT869	V55402		V71157 V31191
CT869K2	CT869	V55438		V71157 V31191
CT870K1	CT870	V55306	V55314 V55314	
CT871K1	CT871	V55306	V55314 V55311	
CT871K2	CT871	V55306	V55305	

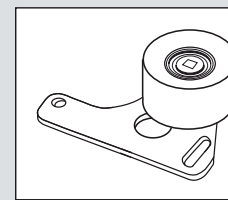
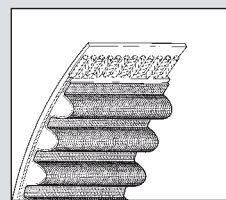
Zahnriemen Kits
 Timing belt kits
 Courroies synchrones kits
 Correas dentadas kits
 Cinghie sincrone kits
 Зубчатый ремень kits








KIT				
CT872K1	CT872	V55402		V71157 V31191
CT872K2	CT872	V55438		V71157 V31191
CT873K1	CT873	V55327	V55312 V55313	V41048 V41175 V41247 V41248
CT874K1	CT874	V55302		V41030
CT877K1	CT877	V55835	V55851	
CT877K2	CT877	V55850	V55851	
CT877K3	CT877	V55853	V55842	
CT878K1	CT878	V55831		
CT879K1	CT879	V55832	V55833	
CT880K2	CT880	V55853	V55842	
CT881K1	CT881	V55218		V41239 V41239 V41225
CT881K2	CT881	V55226		V41239 V41239 V41217
CT881K3	CT881	V55282		V41239 V41239 V41224 V41217 V41218
CT881K4	CT881	V55226		V41239 V41239 V41225
CT881K5	CT881	V55282		V41239 V41239 V41352
CT884K1	CT884	V55321	V55322	V49003 V49037 V49038 V49038 V79002
CT887K1	CT887	V59002	V59001	
CT891K1	CT891	V56628	V56631	
CT895K1	CT895	V57704		
CT898K1	CT898	V57704		
CT899K1	CT899	V57002	V57003 V57044	
CT901K1	CT901 (SET)	V55204 V55214	V55205	V41027 V41068 V41069 V41070

KIT				
CT901K2	CT901 (SET)	V55217 V55214	V55205	V41027 V41068 V41069 V41070
CT901K3	CT901 (SET)	V55219 V55220 V55214		V41027 V41027 V41068 V41070
CT901K4	CT901 (SET)	V55217	V55205	V41027
CT902K1	CT902	V56511	V56518	
CT906K1	CT906	VSKF56602	VSKF56603	VSKF41060 VSKF79011
CT906K2	CT906	V56602		V55964
CT908K1	CT908	V55443		V71307 V31200
CT909K10	CT909	V56364	V56365	
CT909K2	CT909	V55442	V55730	
CT909K3	CT909	V55442 V55493		
CT909K6	CT909	V55765 V55493		
CT909K7	CT909	V55765	V55730	
CT909K9	CT909	V55781 V55782		
CT910K1	CT910	V59003		
CT911K1	CT911	V57310		
CT914K1	CT914	V55447 V55478		V41093 V41097 V71176 V71225 V31210
CT915K1	CT915	V55500		
CT918K1	CT918	V55844	V55842	
CT919K1	CT919	V55440 V55709		
CT919K2	CT919	V55440	V55441	V41096
CT919K4	CT919	V55440 V55709	V55441	V41096
CT919K5	CT919	V55729 V55709	V55441	V41096
CT920K1	CT920	V55490	V55453	V41075
CT920K2	CT920	V55490 V55492 V55711	V55453	V41075

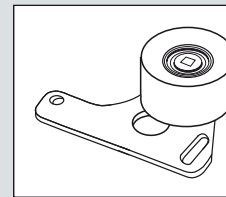
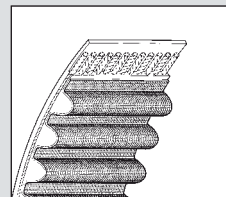
Zahnriemen Kits
Timing belt kits
Courroies synchrones kits
Correas dentadas kits
Cinghie sincrone kits
Зубчатый ремень kits











KIT				
CT920K3	CT920	V55727 V55728	V55705 V55704	
CT920K4	CT920	V55490 V55499 V55711	V55453	V41075
CT920K5	CT920	V55727 V55728	V55705 V55704	
CT920K6	CT920	V55727 V55498	V55705 V55704 V55704	
CT921K1	CT921	V55536	V55537	
CT921K2	CT921	V57313		
CT924K1	CT924	V55342	V55314 V55314	
CT926K1	CT926	V55439		
CT927K1	CT927	V55801		
CT929K2	CT929	V56104		
CT931K1	CT931	V55804		
CT933K1	CT933	V56812		
CT935K1	CT935	V55502	V55503	
CT935K2	CT935	V55502	V55503 V55561	
CT937K1	CT937	V58402	V58401	
CT937K2	CT937	V58428	V58401	
CT939K1	CT939		V55401	
CT939K2	CT939	V55446		V41099 V41146 V71261
CT939K3	CT939	V55477		V41099 V41146 V71261
CT939K4	CT939	V55445		V41099 V71261
CT939K5	CT939	V55445		V41099 V41146 V71261
CT940K1	CT940	V55502	V55539	
CT940K2	CT940	V55502	V55539 V55561	
CT940K3	CT940	V55604	V55539	V41179
CT941K1	CT941	V57319	V58400	
CT942K1	CT942	V58403	V58404	

KIT				
CT945K1	CT945	V55426	V55415	V41094 V71225 V31213
CT945K2	CT945	V55736	V55415	V41094 V71225 V31213
CT946K1	CT946	V55491	V55433 V55441	V41098 V41073 V41164 V71225 V31213
CT947K1	CT947	V55853	V55842	
CT947K2	CT947	V55850	V55851	
CT949K1	CT949	V55502	V55511	
CT949K2	CT949	V55502	V55511 V55561	
CT950K1	CT950	V56122		
CT951K1	CT951	V55923 V55924		
CT954K1	CT954	V56111	V56110	
CT955K1	CT955	V55901	V56603	V41028 V41060
CT955K2	CT955	V55938	V56603	V41028 V41060
CT957K1	CT957 (SET)	V55456 V55461	V55455 V55458	V41092 V41098
CT957K2	CT957 (SET)	V55456 V55460	V55455 V55458	V41092 V41098
CT957K3	CT957 (SET)	V55456 V55461	V55455	V41092
CT959K1	CT959	V59000		
CT968K1	CT968	V55844	V55842	
CT968K2	CT968	V55844	V55898	V41102 V71184
CT970K1	CT970	V55878		
CT972K1	CT972	V57005	V57007	V71260
CT973K1	CT973	V55801		
CT974K1	CT974	V56137		
CT975K2	CT975	V55327	V55312 V55313	V41048 V41175 V41247 V41248
CT975K3	CT975	V55327	V55312 V55373	V41048 V41247 V41248

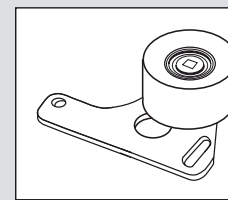
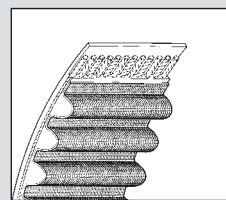
Zahnriemen Kits
Timing belt kits
Courroies synchrones kits
Correas dentadas kits
Cinghie sincrone kits
Зубчатый ремень kits











KIT				
CT977K1	CT977	V55555	V55540 V55565	V71223 V71224 V71221
CT977K2	CT977	V55555	V55540 V55587	V71223 V71224 V71221
CT978K1	CT978	V55227	V55228	
CT978K2	CT978	V55227	V55229 V55230	
CT979K1	CT979	V55541	V56515	
CT979K2	CT979	V56536	V56515	
CT979K3	CT979	V56542	V56515	
CT981K1	CT981	V55541	V56515	
CT982K1	CT982	V56521	V56522	
CT983K1	CT983	V55239		
CT986K2	CT986	V55997	V55964	V41137 V79001
CT987K1	CT987	V55921	V55922	V41161 V79001
CT987K2	CT987	V55997	V55964	V41137
CT988K2	CT988	V55622		
CT989K1	CT989	V55826 V55826		
CT990K1	CT990	VSKF06646	VSKF06645	VSKF06641 VSKF06641 VSKF06642 VSKF06643 VSKF06647
CT990K2	CT990	VSKF06653	VSKF06652	VSKF06648 VSKF06649 VSKF06649 VSKF06650 VSKF06654
CT991K1	CT991	V57307		
CT991K2	CT991	V57311		
CT991K3	CT991	V57318		
CT994K1	CT994	V57026	V57027 V57028 V57029	
CT995K2	CT995	V55844	V55898	V41102 V71184
CT996K1	CT996	V57203	V57204	
CT997K1	CT997	V55801		
CT998K1	CT998	V56901	V56902	
CT999K1	CT999	V55801		

KIT				
CT1000K1	CT1000	V57303	V58400	
CT1001K1	CT1001	V57406		
CT1005K1	CT1005	V56812		
CT1006K1	CT1006	V57400		
CT1008K1	CT1008	V57329		
CT1008K2	CT1008	V59003		
CT1010K1	CT1010	V56560	V56522	
CT1012K1	CT1012	V55454		V71225 V31213
CT1012K2	CT1012	V55454	V55415	V41080 V71225 V31213
CT1013K1	CT1013	V58410	V55368	V41141 V41139
CT1014K2	CT1014	V55383	V55368	V41141 V41139
CT1014K3	CT1014	V55383 V325317	V55368	V41139 V41141 V41236 V41264
CT1014K5	CT1014	V55344	V55368	V41139 V41141 V41236
CT1015K1	CT1015	V55703	V55707	V41095 V71243
CT1015K2	CT1015	V55703 V55498 V55710	V55707	V41095 V71243
CT1016K1	CT1016	V57315	V58400	
CT1017K1	CT1017	V57705		
CT1018K1	CT1018	V55741		V31199
CT1019K1	CT1019	V55965	V55950	
CT1023K1	CT1023	V55306	V55323 V55323	
CT1023K2	CT1023	V55348	V55323 V55323	
CT1023K3	CT1023	V55348	V55349 V55323	
CT1024K1	CT1024	V57020		
CT1025K1	CT1025	V55580		V41179
CT1026K1	CT1026	V55562	V55573 V55561	V41179
CT1026K2	CT1026	V55562	V55573 V55561 V55535	V41179 V41179

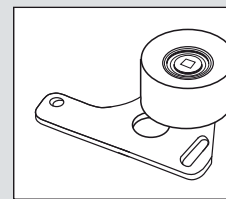
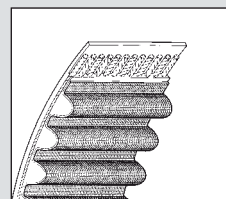
Zahnriemen Kits
Timing belt kits
Courroies synchrones kits
Correas dentadas kits
Cinghie sincrone kits
Зубчатый ремень kits











KIT				
CT1027K1	CT1027	V58406	V58400	
CT1028K1	CT1028	V55489 V55715	V55465	V41073 V31183
CT1028K2	CT1028	V55494 V55495	V55465	V41073 V31183
CT1028K3	CT1028	V55739	V55735	V31183 V31211
CT1028K4	CT1028	V55494	V55465	V41073 V31183
CT1028K5	CT1028	V55489	V55465	V41073 V31183
CT1034K1	CT1034	V55826 V55826		
CT1035K1	CT1035	V55581		V41109 V41144
CT1035K2	CT1035	V55581		V41109 V41143
CT1037K2	CT1037	V55971	V55972	V41060 V41161
CT1038K1	CT1038	V55822 V55826		
CT1041K1	CT1041	V56127	V56132	
CT1042K1	CT1042	V56122		
CT1043K1	CT1043	V56951	V56943	
CT1043K2	CT1043	V56951 V56959	V56943	
CT1044K1	CT1044	V55491	V55433 V55441 V55457	V41073 V41098 V71225 V71225 V31213 V31213
CT1044K2	CT1044	V55491	V55433 V55441	V31213 V31213 V41073 V41098 V71225
CT1045K1	CT1045	V55572		
CT1046K1	CT1046	V55582	V55575	
CT1047K1	CT1047	V57002	V57003	
CT1048K1	CT1048	V57312		
CT1049K1	CT1049	V55852		
CT1050K1	CT1050	V58107	V58101 V58102 V58109	
CT1051K1	CT1051	V55766	V55735 V55767	V41091 V31183 V31211

KIT				
CT1051K2	CT1051	V55766	V55735 V56303	V31183 V31211 V41140
CT1052K1	CT1052	V56643	V56644 V56644 V56645	
CT1053K1	CT1053	V57312		
CT1054K2	CT1054	V55240		
CT1055K1	CT1055	V55240		V41053
CT1056K1	CT1056	V55769	V55748 V55730	V41090 V31203
CT1058K1	CT1058	V58110	V58101 V58101 V58102 V58115	
CT1058K2	CT1058	V58107	V58101 V58101 V58102 V58115	
CT1058K3	CT1058	V58107	V58101 V58101 V58102 V58116	
CT1061K1	CT1061	V56609	V56610	
CT1061K2	CT1061	V56622	V56625	
CT1062K1	CT1062	V58403		
CT1063K1	CT1063	V55953	V55954	V41329
CT1063K2	CT1063	V55921	V55922	V41060 V41161 V79001
CT1063K3	CT1063	V55971	V55972	V41060 V41161
CT1064K1	CT1064	V55605		
CT1065K1	CT1065	V55943	V55907	
CT1065K2	CT1065	V55906	V55907	
CT1065K3	CT1065	V56638	V56642	
CT1066K1	CT1066	V55958		
CT1067K1	CT1067	V55958		
CT1068K1	CT1068	V55742 V56354	V55744	V41189 V41190
CT1068K2	CT1068	V55742 V56354 V55732	V55744	V41189 V41190 V41191 V41191 V41191
CT1069K1	CT1069	V57002	V57003	V71263

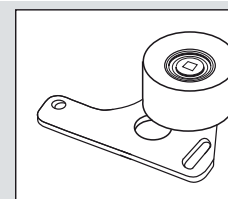
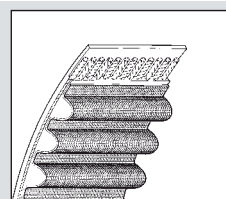
Zahnriemen Kits
 Timing belt kits
 Courroies synchrones kits
 Correas dentadas kits
 Cinghie sincrone kits
 Зубчатый ремень kits







KIT				
CT1070K1	CT1070	V57401		
CT1071K1	CT1071	V57315	V58400	
CT1076K1	CT1076	V55844	V55898	V41102 V71184
CT1076K2	CT1076	V55844	V55842	
CT1077K1	CT1077	V55351	V55356	V41110 V41110
CT1078K1	CT1078	V55344	V55368	V41139 V41141
CT1079K1	CT1079	V56415	V56416 V56417	
CT1081K1	CT1081	V57426		V41155 V71230
CT1082K1	CT1082	V57426		V41155 V71230
CT1085K1	CT1085	V58407	V58405	
CT1088K1	CT1088	V55772	V55730 V55773	V41092 V31203
CT1089K1	CT1089	V56939		
CT1090K1	CT1090	V55494	V55465	V41073 V31183
CT1090K2	CT1090	V55494 V55497	V55465	V41073 V31183
CT1091K1	CT1091	V55973	V55969	
CT1092K1	CT1092	V55953	V55954	
CT1092K2	CT1092	V55967	V56603	
CT1094K1	CT1094	V55771		V41153
CT1096K1	CT1096	V56119	V56120	
CT1099K2	CT1099	V58432	V58409	
CT1100K2	CT1100	V55971	V55972	V41060 V41161
CT1101K1	CT1101	V55974	V55968	
CT1104K1	CT1104	V55953	V55954	
CT1105K1	CT1105	V55844	V55898	V41138 V41220 V41102 V31268 V71184
CT1105K2	CT1105	V55844	V55842	
CT1106K1	CT1106	V55844	V55898	V41138 V41220 V41221 V41222 V31268 V71184

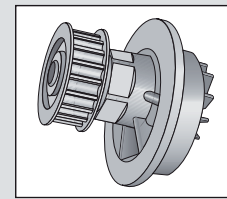
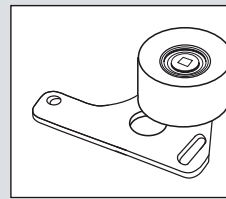
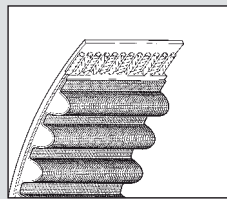
KIT				
CT1107K1	CT1107	V57314		
CT1109K1	CT1109	V57309		
CT1109K2	CT1109	V57327		
CT1110K1	CT1110	V55977	V55950	V41049 V41184
CT1110K2	CT1110	V55949	V55950	V79003 V41049
CT1114K1	CT1114	V56015		
CT1115K1	CT1115	V56015		
CT1117K1	CT1117	V55978	V55979 V55979	
CT1118K1	CT1118	V55984		
CT1119K1	CT1119	V55875	V55876 V55876	
CT1120K1	CT1120	V55477	V55433 V55441	V41099 V41198 V41199 V41200 V41200 V41200 V41200 V41146 V71261
CT1121K1	CT1121	V55370	V55371	
CT1123K1	CT1123	V58612	V58613 V58613	
CT1126K1	CT1126	V55566	V55565	V41144 V71223 V71224 V71221
CT1126K2	CT1126	V55519	V55565	V41144 V71223 V71224 V71221
CT1128K1	CT1128	V57323	V57324	
CT1130K2	CT1130	V55555	V55587	V71223 V71224 V71221 V71222 V41142
CT1131K1	CT1131	V55771	V55441	
CT1133K1	CT1133	V57034	V57035	
CT1133K2	CT1133	V57034 V57061	V57035	







Zahnriemen Kits
 Timing belt kits
 Courroies synchrones kits
 Correas dentadas kits
 Cinghie sincrone kits
 Зубчатый ремень kits









KIT				
CT1134K1	CT1134	V56340	V55735 V55465 V55767	V41152 V31183 V31211 V41168 V41169
CT1136K1	CT1136	V57064 V57061	V57047	
CT1137K1	CT1137	V57206	V57207	
CT1138K1	CT1138	V55949	V55950	V41049 V79003
CT1139K2	CT1139	V56349	V56376 V56350 V55441	V41152 V31183 V41151 V31211 V41169 V41288 V41288 V41288
CT1140K1	CT1140	V56658	V55969	
CT1141K1	CT1141	V57327		
CT1142K1	CT1142		V56647 V55969	
CT1145K1	CT1145	V57064	V57047	
CT1148K1	CT1148	V55881	V55882	
CT1149K1	CT1149	V55850	V55851	
CT1150K1	CT1150	V55629		
CT1155K1	CT1155	V56036	V55898	V41354

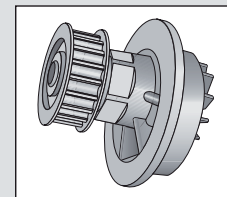
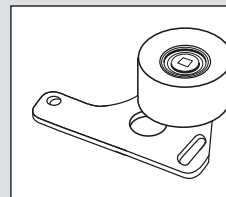
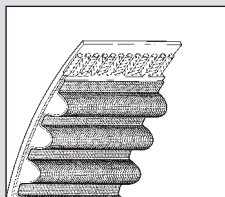
Zahnriemen Kits + Wasserpumpe
 Timing Belt Kits + Water pump
 Courroies synchrones Kits + Pompes d'eau
 Correias dentadas Kits + Bombas de agua
 Cinghie sincrone Kits + Pompe di acqua
 Зубчатый ремень kits + водяной насос



KIT						
CT504WP1	CT504					WP6065
CT539WP1	CT539		V55403			WP6066
CT540WP1	CT540		V55301			WP6067
CT558WP1	CT558					WP6061
CT607WP1	CT607	V56600				WP6007
CT629WP1	CT629					WP6034
CT633WP1	CT633					WP6050
CT660WP1	CT660		V55401			WP6062
CT704WP1	CT704		V55401			WP6060
CT709WP1	CT709	V55500				WP6031
CT709WP2	CT709	V55500				WP6035
CT718WP1	CT718	V56600				WP6007
CT720WP1	CT720					WP6052
CT726WP2	CT726	V55419	V55422	V41075 V41094		WP6053
CT732WP1	CT732					WP6034
CT754WP1	CT754	V56600				WP6076
CT755WP1	CT755	V55425	V55401	V71181 V31202 V71261		WP6027
CT772WP1	CT772	V56623	V56603	V41028 V41060 V49002		WP6036
CT845WP1	CT845	V55427				WP6020
CT846WP1	CT846	V55428		V41154 V71180 V31200		WP6022
CT846WP2	CT846	V55719		V41154 V71180		WP6022
CT846WP3	CT846	V55428		V41154 V71180 V31200		WP6020
CT847WP1	CT847	V55428		V31200		WP6020
CT870WP2	CT870	V55306	V55314 V55314			WP6039
CT873WP1	CT873	V55327	V55312 V55313	V41048 V41175 V41247 V41248		WP6033
CT873WP2	CT873	V55327	V55312 V55313	V41048 V41175 V41247 V41248		WP6021

KIT						
CT873WP4	CT873	V55327	V55312 V55313	V41048 V41175 V41247 V41248		WP6025
CT874WP1	CT874	V55302		V41030		WP6043
CT874WP2	CT874	V55302		V41030		WP6017
CT874WP5	CT874	V55302		V41030		WP6058
CT877WP1	CT877	V55835	V55851			WP6037
CT877WP2	CT877	V55850	V55851			WP6037
CT881WP1	CT881	V55226		V41217 V41239 V41239		WP6070
CT881WP2	CT881	V55282		V41239 V41239 V41224 V41217 V41218		WP6080
CT887WP1	CT887	V59002	V59001			WP6068
CT887WP2	CT887	V59002	V59001			WP6048
CT901WP1	CT901 (SET)	V55219 V55220 V55214		V41027 V41027 V41068 V41070		WP6055
CT901WP2	CT901 (SET)	V55219 V55220 V55214		V41027 V41027 V41068 V41070		WP6064
CT901WP3	CT901 (SET)	V55219 V55220 V55214		V41027 V41027 V41068 V41070		WP6054
CT906WP1	CT906	V56602	V56603	V41060		WP6026
CT908WP1	CT908	V55443		V71307 V31200		WP6010
CT908WP2	CT908	V55443		V71307 V31200		WP6041
CT909WP1	CT909	V55442 V55493				WP6041
CT909WP2	CT909	V56364	V56365			WP6041
CT909WP3	CT909	WP6010				WP6010
CT915WP1	CT915	V55500				WP6011
CT920WP2	CT920	V55727 V55728	V55705 V55704 V55704			WP6057
CT920WP3	CT920	V55490 V55492 V55711	V55453	V41075		WP6053

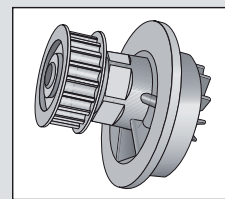
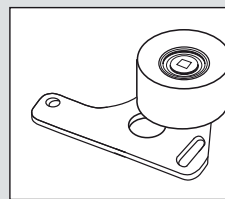
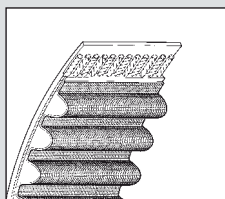
Zahnriemen Kits + Wasserpumpe
 Timing Belt Kits + Water pump
 Courroies synchrones Kits + Pompes d'eau
 Correias dentadas Kits + Bombas de agua
 Cinghie sincrone Kits + Pompe di acqua
 Зубчатый ремень kits + водяной насос













KIT					
CT921WP1	CT921	V55536	V55537		WP6028
CT927WP1	CT927	V55801			WP6038
CT939WP1	CT939		V55401		WP6051
CT939WP2	WP6027	V55446		V41099 V41146 V71261	WP6027
CT939WP3	CT939	V55477		V41099 V41146 V71261	WP6027
CT939WP4	CT939	V55445		V41099 V71261	WP6027
CT939WP5	CT939	V55445		V41099 V41146 V71261	WP6027
CT939WP6	CT939	V55477		V41099 V41146 V71261	WP6059
CT957WP1	CT957 (SET)	V55456 V55461	V55455 V55458	V41092 V41098	WP6004
CT957WP2	CT957 (SET)	V55456 V55461	V55455 V55458	V41092 V41098	WP6029
CT957WP3	CT957 (SET)	V55456 V55461	V55455	V41092	WP6004
CT957WP4	CT957 (SET)	V55456 V55460	V55455 V55458	V41092 V41098	WP6004
CT968WP1	CT968	V55844	V55842		WP6015
CT968WP2	CT968	V55844	V55898	V41102 V71184	WP6015
CT973WP1	CT973	V55801			WP6038
CT973WP2	CT973	V55801			WP6063
CT975WP1	CT975	V55327	V55312 V55373	V41048 V41247 V41248	WP6033
CT975WP2	CT975	V55327	V55312 V55373	V41048 V41247 V41248	WP6021
CT975WP3	CT975	V55327	V55312 V55373	V41048 V41247 V41248	WP6025
CT975WP5	CT975	V55327	V55312 V55313	V41048 V41048 V41247 V41248	WP6021
CT975WP6	CT975	V55327	V55312 V55313	V41048 V41175 V41247 V41248	WP6025
CT979WP1	CT979	V55541	V56515		WP6046

KIT					
CT986WP2	CT986	V55997	V55964	V41137	WP6002
CT987WP1	CT987	V55921	V55922	V41161 V79001	WP6002
CT987WP2	CT987	V55997	V55964	V41137	WP6002
CT988WP1	CT988	V55622			WP6044
CT988WP2	CT988	V55622			WP6031
CT995WP1	CT995	V55844	V55898	V41102 V71184	WP6015
CT997WP1	CT997	V55801			WP6032
CT999WP1	CT999	V55801			WP6032
CT1010WP1	CT1010	V56560	V56522		WP6077
CT1015WP1	CT1015	V55703 V55498 V55710	V55707	V71243 V41095	WP6073
CT1025WP2	CT1025	V55580		V41179	WP6074
CT1028WP1	CT1028	V55739	V55735	V31183 V31211	WP6040
CT1028WP2	CT1028	V55739	V55735	V31183 V31211	WP6016
CT1028WP3	CT1028	V55739	V55735	V31183 V31211	WP6001
CT1028WP4	CT1028	V55739	V55735	V31183 V31211	WP6003
CT1028WP5	CT1028	V55739	V55735	V31183 V31211	WP6006
CT1028WP6	CT1028	V55489 V55715	V55465	V41073 V31183	WP6016
CT1028WP7	CT1028	V55494 V55495	V55465	V41073 V31183	WP6016
CT1035WP1	CT1035	V55581		V41109 V41144	WP6019
CT1035WP2	CT1035	V55581		V41109 V41143	WP6019
CT1035WP3	CT1035	V55581		V41109 V41143	WP6008
CT1043WP1	CT1043	V56951 V56959	V56943		WP6049
CT1043WP2	CT1043	V56951 V56959	V56943		WP6056
CT1044WP1	CT1044	V55491	V55433 V55441 V55457	V41073 V41098 V71225 V71225 V31213 V31213	WP6005

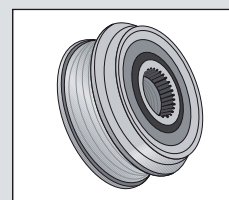
Zahnriemen Kits + Wasserpumpe
 Timing Belt Kits + Water pump
 Courroies synchrones Kits + Pompes d'eau
 Correias dentadas Kits + Bombas de agua
 Cinghie sincrone Kits + Pompe di acqua
 Зубчатый ремень kits + водяной насос



KIT					
CT1045WP1	CT1045	V55572			WP6081
CT1049WP1	CT1049	V55852			WP6042
CT1051WP1	CT1051	V55766	V55735 V55767	V41091 V31183 V31211	WP6006
CT1051WP2	CT1051	V55766	V55735 V56303	V41140 V31183 V31211	WP6006
CT1061WP1	CT1061	V56622	V56625		WP6012
CT1061WP2	CT1061	V56609	V56610		WP6045
CT1063WP1	CT1063	V55921	V55922	V41060 V41161 V79001	WP6002
CT1063WP2	CT1063	V55953	V55954	V41329	WP6018
CT1064WP2	CT1064	V55605			WP6024
CT1065WP1	CT1065	V55943	V55907		WP6030
CT1065WP2	CT1065	V56638	V56642		WP6030
CT1066WP1	CT1066	V55958			WP6079
CT1067WP1	CT1067	V55958			WP6079
CT1077WP1	CT1077	V55351	V55356	V41110 V41110	WP6071
CT1091WP1	CT1091	V55973	V55969		WP6075
CT1092WP1	CT1092	V55953	V55954		WP6014
CT1105WP1	CT1105	V55844	V55898	V41138 V41220 V41102 V31268 V71184	WP6069
CT1106WP1	CT1106	V55844	V55898	V41138 V41220 V41221 V41222 V31268 V71184	WP6015
CT1126WP1	CT1126	V55566	V55565	V41144 V71223 V71224 V71221	WP6009
CT1126WP2	CT1126	V55519	V55565	V41144 V71223 V71224 V71221	WP6009

KIT					
CT1130WP1	CT1130	V55555	V55587	V71223 V71224 V71221 V71222 V41142	WP6013
CT1134WP1	CT1134	V56340	V55735 V55465 V55767	V41152 V31183 V31211 V41168 V41169	WP6047
CT1134WP2	CT1134	V56340	V55735 V55465 V55767	V41152 V31183 V31211 V41168 V41169	WP6003
CT1138WP1	CT1138	V55949	V55950	V41049	WP6078
CT1139WP2	CT1139	V56349	V56376 V56350 V55441	V41152 V31183 V41151 V31211 V41169 V41288 V41288 V41288	WP6047
CT1139WP6	CT1139	V56349	V56376 V56350 V55441	V41152 V31183 V41151 V31211 V41169 V41288 V41288 V41288	WP6072
CT1149WP1	CT1149	V55850	V55851		WP6037
CT1155WP1	CT1155	V56036	V55898	V41354	WP6069

Generatorfreiläufe
 Overrunning alternator pulleys
 Poulies à roue libre pour alternateur
 Poleas libres del alternador
 Dispositivi ruota libera alternatore
 Муфты свободного хода генератора



Erstausrüsterqualität ist der beste Ersatz. Das gilt auch für unsere neuen Generatorfreiläufe (OAP) und Generatorentkoppler (OAD). Beide Komponenten sind optimal auf die Keilrippenriemen abgestimmt.

Durch die Drehungleichförmigkeiten der Kurbelwelle kommt es bei Nebenaggregatetrieben mit starrer Generator-Riemenscheibe zu Schwingungen und Schlupf des Keilrippenriemens. Dies führt zu unerwünschten Geräuschentwicklungen, Vibrationen, erhöhter Materialbeanspruchung und erhöhtem Verbrauch. Außerdem behindert die hohe Massenträgheit des Generators ein schnelles Absenken der Drehzahl, zum Beispiel beim Schaltvorgang.

Um diese Nachteile zu beseitigen, befindet sich in vielen Fahrzeugen konstruktionsseitig ein Generatorfreilauf oder Generatorentkoppler.

Der Generatorfreilauf tilgt durch seine Freilaufkupplung die Schwingungen, die durch die Drehungleichförmigkeiten der Kurbelwelle im Riemetrieb entstehen und ermöglicht zusätzlich eine schnelle Verringerung der Motordrehzahl bei plötzlichen Lastwechseln.

Der Generatorentkoppler entkoppelt zusätzlich durch sein integriertes Feder-Dämpfer-System den Keilrippenriemen vom Generator und kann so auftretende Resonanzschwingungen effektiver tilgen.

Original quality is the best replacement. The same applies to our new overrunning alternator pulleys (OAP) and overrunning alternator decouplers (OAD). Both components are optimally tuned to the V-ribbed belts.

Due to the rotational irregularities of the crankshaft, vibration and slip arises on the V-ribbed belt when auxiliary assemblies have rigid alternator belt pulleys. This leads to undesirable noise buildup, vibrations, higher material stress and a rise in consumption. In addition, the large rotating mass in the alternator prevents the rotational speed from falling quickly, for instance during a gear shift.

To eliminate these disadvantages, many vehicles are equipped with an overrunning alternator pulley or overrunning alternator decoupler.

With its overrunning clutch, the overrunning alternator pulley absorbs vibrations that arise in the belt drive as a result of the rotational irregularities of the crankshaft, and also makes it possible to reduce the engine speed quickly in the case of sudden load alteration.

With its integrated spring/damper system, the alternator decoupler also decouples the V-ribbed belt from the alternator, thus effectively absorbing resonant vibrations that may arise.

La qualité d'origine est la meilleure recharge. Cela s'applique également à nos nouvelles poulies à roue-libre d'alternateur (OAP) et découpleurs d'alternateur (OAD). Les deux composants sont adaptés de manière optimale aux courroies striées.

Les irrégularités de rotation du vilebrequin causent des vibrations et un glissement de la courroie striée dans les transmissions de groupes auxiliaires. Cela provoque la formation de bruits indésirables, de vibrations, une sollicitation du matériel plus importante et une consommation plus élevée. L'inertie des masses de l'alternateur empêche en outre la réduction rapide du nombre de tours, lors du changement de rapport par exemple.

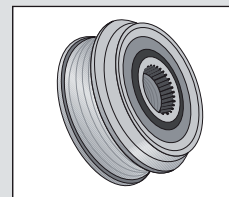
Afin d'éliminer ces inconvénients, on trouve dans de nombreux véhicules une poulie à roue-libre d'alternateur ou un découpleur d'alternateur.

Grâce à son accouplement à roue-libre, cette poulie d'alternateur amortit les vibrations résultant des irrégularités de rotation du vilebrequin au cours de la transmission par courroie et permet en plus une réduction rapide du régime moteur lors de variations soudaines de charge.

Le découpleur d'alternateur désaccouple en plus la courroie striée de l'alternateur grâce à son système d'amortissement à ressorts et atténue ainsi plus efficacement les vibrations de résonance.



Generatorfreiläufe
 Overrunning alternator pulleys
 Poulies à roue libre pour alternateur
 Poleas libres del alternador
 Dispositivi ruota libera alternatore
 Муфты свободного хода генератора



La calidad original es el mejor recambio. Esto también es válido para nuestras nuevas poleas libres del alternador (OAP) y desacoplador libre del alternador (OAD). Ambos componentes están adaptados de forma óptima a las correas acanaladas.

Debido a las rotaciones del cigüeñal, en transmisiones de grupos auxiliares con polea de correa del alternador rígida se dan vibraciones y derrapes de correa lo que provoca ruidos no deseados, vibraciones, un mayor esfuerzo del material y un consumo más alto. Además, la elevada inercia del alternador impide un rápido descenso del régimen de revoluciones por ejemplo al cambiar las marchas.

Para solucionar estas desventajas, muchos vehículos están equipados con una polea libre de alternador o un desacoplador libre del alternador.

La polea libre de alternador amortigua con su acoplamiento de marcha libre las vibraciones que resultan de las rotaciones del cigüeñal en la transmisión por correa y permite una rápida reducción de revoluciones del motor al cambiar rápidamente de carga.

Con su sistema integrado de resorteamortiguador, el desacoplador libre desacopla adicionalmente la correa acanalada del alternador, pudiendo amortiguar así eficazmente las vibraciones de resonancia aparecidas.

Il miglior ricambio: la qualità originale. Ciò vale anche per le nostre nuove pulegge per alternatore (OAP) e disaccoppiatori per alternatore (OAD). Entrambi i componenti sono ottimali per le cinghie trapezoidali scanalate.

A causa della rotazione non uniforme dell'albero motore, negli organi di trasmissione di gruppi ausiliari con puleggia rigida dell'alternatore si verificano vibrazioni e scorrimenti della cinghia trapezoidale scanalata. Questo porta a rumori indesiderati, a vibrazioni, ad una maggiore sollecitazione dei materiali e ad un maggior consumo. L'alto momento di inerzia dell'alternatore ostacola inoltre la rapida riduzione del numero di giri, ad esempio al cambio della marcia.

Per eliminare questi svantaggi, in molti veicoli si trova una puleggia per alternatore o un disaccoppiatore per alternatore.

Mediante il suo giunto a ruota libera, la puleggia dell'alternatore elimina le vibrazioni generate nella cinghia di trasmissione dalla rotazione non uniforme dell'albero motore e consente anche la rapida riduzione del numero di giri del motore in caso di improvvise variazioni di carico.

Grazie al suo sistema di smorzamento a molla integrato, il disaccoppiatore per alternatore disaccoppia inoltre la cinghia trapezoidale scanalata dall'alternatore, annullando efficacemente le vibrazioni di risonanza che si manifestano.


Качество заводской комплектации – такой должна быть наилучшая запасная часть. Это также действительно для наших новых обгонных муфты генератора (OAP) и обгонных разобщающих муфт генератора (OAD). Оба компонента оптимально подходят к поликлиновым ремням.

Из-за неравномерности вращения коленчатого вала в приводах вспомогательных агрегатов с неподвижным шкивом генератора возникают колебания и происходит проскальзывание поликлинового ремня. Это ведет к возникновению нежелательных шумов, вибрации, повышенным нагрузкам на материалы и повышенному износу. Кроме того, высокая инерция масс генератора препятствует быстрому уменьшению числа оборотов, например, во время переключения.

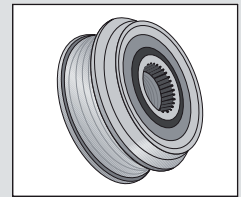
Для устранения этих недостатков во многих транспортных средствах имеется обгонная муфта генератора или обгонная разобщающая муфта генератора.

Обгонная муфта генератора расит колебания, которые возникают из-за неравномерности вращения коленчатого вала в ременном приводе, и, кроме того, позволяет быстро уменьшить число оборотов двигателя в случае внезапного изменения нагрузки.

Обгонная разобщающая муфта генератора благодаря своей встроенной пружинной амортизирующей системе также отделяет поликлиновый ремень от генератора и тем самым более эффективно гасит возникающие резонансные колебания.



Generatorfreiläufe
 Overrunning alternator pulleys
 Poulies à roue libre pour alternateur
 Poleas libres del alternador
 Dispositivi ruota libera alternatore
 Муфты свободного хода генератора



AP9001



AP9002



AP9003




AP9004




AP9005



AP9006



AP9007



AP9008



AP9009



AP9010



AP9011



AP9012



AP9013




AP9014



AP9015



AP9016



AP9017



AP9018

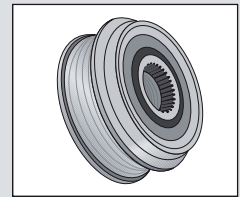


AP9019



AP9020

Generatorfreiläufe
 Overrunning alternator pulleys
 Poulies à roue libre pour alternateur
 Poleas libres del alternador
 Dispositivi ruota libera alternatore
 Муфты свободного хода генератора



AP9021



AP9022



AP9024



AP9025



AP9026



AP9027



AP9028



AP9029



AP9030



AP9031



AP9032



AP9033



AP9034



AP9036



AP9037



AP9038



AP9039



AP9040

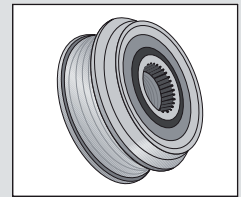


AP9041



AP9042

Generatorfreiläufe
 Overrunning alternator pulleys
 Poulies à roue libre pour alternateur
 Poleas libres del alternador
 Dispositivi ruota libera alternatore
 Муфты свободного хода генератора



AP9043



AP9044



AP9045



AP9046



AP9047



AP9048



AP9049



AP9050



AP9051



AP9052



AP9053




AP9054



AP9055



AP9056



AP9057



AP9058



AP9059



AP9060

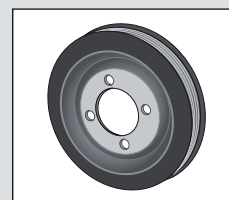


AP9061



AP9062

Torsionsschwingungsdämpfer
 Torsional vibration dampers
 Amortisseurs de vibrations de torsion
 Amortiguadores de vibraciones de torsión
 Smorzatori di vibrazioni torsionali
 Гасители крутильных колебаний



Erstausrüsterqualität ist der beste Ersatz. Das gilt auch für unsere neuen Torsionsschwingungsdämpfer. Die Riemenscheiben sind optimal auf die Keilrippenriemen abgestimmt.

Torsionsschwingungsdämpfer (TSD) übernehmen im Antriebssystem moderner Motoren eine zentrale Funktion: Sie dämpfen die Vibrationen der Kurbelwelle. So werden Antriebsriemen und Aggregate geschont. Bei entkoppelten Torsionsschwingungsdämpfern (eTSD) wird zusätzlich der Riemetrieb der Nebenaggregate entkoppelt. Die durch Drehungleichförmigkeiten der Kurbelwelle auftretenden Resonanzschwingungen werden so besonders effektiv getilgt. Damit das Antriebssystem reibungslos funktioniert, sollte beim Riemenwechsel immer der Zustand des TSD/eTSD geprüft und der TSD/eTSD ggf. mitgewechselt werden. Zudem ist es wirtschaftlich sinnvoll, gleich alle Komponenten des Antriebssystems bei ersten Anzeichen von Verschleiß in einem Arbeitsgang zu erneuern. Spätestens bei sichtbaren Schäden an der Gummispur ist der Torsionsschwingungsdämpfer zu erneuern.

Original quality is the best replacement. The same applies to our new torsional vibration dampers. The belt pulleys are optimally tuned to the V-ribbed belts.

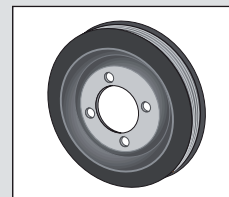
In the drive system of modern engines, torsional vibration dampers (TVDs) have a key function to perform: They dampen the vibrations from the crankshaft, thus protecting the drive belts and assemblies. In the case of torsional vibration damper isolators (TVDi), the belt drive of the auxiliary assemblies is also decoupled. Resonant vibrations that arise as a result of the rotational irregularities of the crankshaft are absorbed highly effectively. To ensure that the drive system functions smoothly, the TVD/TVDi should always be checked when the belt is replaced, and replaced along with the belt if necessary. From an economic point of view, it makes sense to replace all the drive components in one procedure at the first sign of wear. The torsional vibration damper is to be replaced at the latest when damage is evident in the rubber track.

La qualité d'origine est la meilleure recharge. Ceci est également valable pour notre nouvel amortisseur de vibrations de torsion. Nos poulies sont adaptées de manière optimale aux courroies striées.

Les amortisseurs de vibrations de torsion (AVT) assument une fonction centrale dans le système de transmission des moteurs modernes : ils amortissent les vibrations du vilebrequin, ménageant de ce fait les courroies de transmission et les composants. Dans le cas des amortisseurs de vibrations de torsion désaccouplés (AVTd), la transmission par courroie des composants auxiliaires est également désaccouplée. Les vibrations de résonance dues aux irrégularités de rotation du vilebrequin sont ainsi efficacement atténuées. Pour que le système de transmission fonctionne sans problème, il est recommandé de toujours vérifier l'état de l'AVT ou de l'AVTd lors du changement de courroie et de le remplacer en même temps le cas échéant. En outre, il est bien plus économique de toujours remplacer tous les composants d'un système de transmission en même temps aux premiers signes d'usure. L'amortisseur de vibrations de torsion doit être remplacé au plus tard lors de l'apparition de dommages visibles au niveau de la couche de caoutchouc.



Torsionsschwingungsdämpfer
 Torsional vibration dampers
 Amortisseurs de vibrations de torsion
 Amortiguadores de vibraciones de torsión
 Smorzatori di vibrazioni torsionali
 Гасители крутильных колебаний



La calidad original es el mejor recambio. Esto también es válido para nuestros nuevos amortiguadores de vibraciones de torsión. Las poleas están adaptadas de forma óptima a las correas acanaladas.

En los sistemas de transmisión de motores modernos, los amortiguadores de vibraciones de torsión (AVT) asumen una función central: amortiguan las vibraciones del cigüeñal, así protegen las correas de transmisión y los equipos relevantes. En los amortiguadores de vibraciones de torsión desacoplados (AVTd) se desacopla además la transmisión por correa de los equipos auxiliares. Así se amortiguan eficazmente las vibraciones de resonancia que resultan de las rotaciones del cigüeñal. A fin de que el sistema de transmisión funcione perfectamente, siempre se debería controlar el estado del AVT/AVTd en el cambio de correa y cambiarlo si fuera necesario. Además es económicamente conveniente renovar todos los componentes del sistema de transmisión en una sola reparación al primer signo de desgaste. El amortiguador de vibraciones de torsión se debe renovar lo más tarde cuando se vean daños en la franja de goma.

Il miglior ricambio: la qualità originale. Ciú vale anche per i nostri nuovi smorzatori di vibrazioni torsionali. Le pulegge della cinghia sono ottimali per le cinghie trapezoidali scanalate.

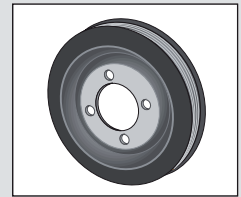
Gli smorzatori di vibrazioni torsionali (TVD) svolgono un ruolo fondamentale nei sistemi di trasmissione di moderni motori: smorzano le vibrazioni dell'albero motore, proteggendo così le cinghie di trasmissione ed i gruppi. Nel caso di smorzatori di vibrazioni torsionali disaccoppiati (TVDi) viene disaccoppiata anche la cinghia di trasmissione dei gruppi ausiliari. Le vibrazioni di risonanza derivanti dalla rotazione non uniforme dell'albero motore vengono assorbite in modo estremamente efficace. Per assicurare il funzionamento corretto del sistema di trasmissione, si raccomanda di controllare il TVD/TVDi in occasione di ogni sostituzione della cinghia e, se necessario, di sostituirlo insieme alla cinghia. Da un punto di vista economico è conveniente sostituire tutti i componenti di trasmissione in un solo passo ai primi cenni di usura. Lo smorzatore di vibrazioni torsionali deve essere sostituito almeno quando risultano evidenti danni alla frangia di gomma.

Качество заводской комплектации – такой должна быть наилучшая запасная часть. Это относится и к нашим новым гасителям крутильных колебаний. Шкивы оптимально подходят к поликлиновым ремням.

„асители крутильных колебаний (TSD) выполняют в системе привода современных двигателей центральную функцию: Они „асят вибрации коленчатого вала. Благодаря этому приводные ремни и агрегаты подвержены меньшей нагрузке. В разобшающих „асителях крутильных колебаний (eTSD) ременной привод вспомогательных агрегатов не имеет жесткого соединения с коленчатым валом. Благодаря этому особенно эффективно гасятся резонансные колебания, возникающие из-за неравномерности вращения коленчатого вала. Для обеспечения бесперебойного функционирования системы привода при замене ремней всегда необходимо проверять состояние гасителя крутильных колебаний/разобшающего гасителя крутильных колебаний и при необходимости заменять его. Кроме того, с точки зрения экономичности целесообразно заменять в рамках одной рабочей операции сразу все компоненты системы привода при первых признаках износа. Гаситель крутильных колебаний необходимо заменять самое позднее при возникновении видимых повреждений резиновой прокладки.



Torsionsschwingungsdämpfer
 Torsional vibration dampers
 Amortisseurs de vibrations de torsion
 Amortiguadores de vibraciones de torsión
 Smorzatori di vibrazioni torsionali
 Гасители крутильных колебаний



VD1002



VD1025



VD1027



VD1028



VD1030



VD1031



VD1032



VD1033



VD1036



VD1039



VD1041




VD1042



VD1059



VD1062



VD1063



VD1064



VD1065



VD1067

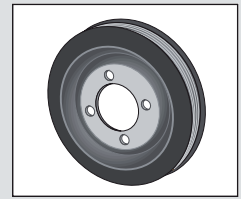


VD1068



VD1069

Torsionsschwingungsdämpfer
 Torsional vibration dampers
 Amortisseurs de vibrations de torsion
 Amortiguadores de vibraciones de torsión
 Smorzatori di vibrazioni torsionali
 Гасители крутильных колебаний



VD1070



VD1071



VD1072



VD1073



VD1074



VD1076



VD1077



VD1078



VD1079



VD1080



VD1081



VD1084



VD1085



VD1086



VD1087



VD1088



VD1089



VD1090

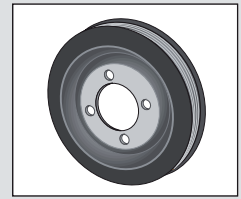


VD1091



VD1092

Torsionsschwingungsdämpfer
 Torsional vibration dampers
 Amortisseurs de vibrations de torsion
 Amortiguadores de vibraciones de torsión
 Smorzatori di vibrazioni torsionali
 Гасители крутильных колебаний



VD1093



VD1094



VD1095



VD1096



VD1097



VD1098



VD1099



VD1100



VD1101



VD1102



VD1103



VD1104



VD1105



VD1106



VD1107



VD1109



VD1110



VD1111

Montagesätze
Mounting sets
Jeux de montage

Kits de montage
Kit di montaggio
Монтажные наборы



MS01



MS02



MS03



MS04



MS05



MS06



MS08



MS09



MS10



MS11



MS12



MS13



MS14



MS15



MS16



MS17



MS18



MS19



MS21



MS22



MS23



MS24



MS25



MS26

Montagesätze
Mounting sets
Jeux de montage

Kits de montage
Kit di montaggio
Монтажные наборы



MS27



MS28



MS29



MS30



MS31



MS32



MS33



MS37



MS39



MS40



MS41



MS42

Verkaufshilfen
Sales aids
Aides à la vente

Recursos de ventas
Supporti di vendita
Маркетинговые материалы

ContiTech bietet Ihnen verschiedene Möglichkeiten zur Produktpräsentation und Lagerung. Individuelle Gestaltungsmöglichkeiten ermöglicht Ihnen unser Verkaufsstände, den Sie nach Ihren Bedürfnissen mit Wandaufhängern und Display bestücken können.

ContiTech offers you various options for presenting and storing products. Our product display stand comes in various configurations and can be equipped with wall-mounted racks and display panels as needed.

ContiTech vous propose plusieurs possibilités pour la présentation et le stockage des produits. Nos présentoirs peuvent être montés de différentes façons, et peuvent être remplis selon vos besoins. Vous pouvez également les compléter par une étagère murale ou un écran.

ContiTech le ofrece varias posibilidades para ubicar y presentar los productos. Nuestro stand de venta permite distintas opciones de colocación y además se puede completar con colgadores de pared y expositores según sus necesidades.

ContiTech offre svariate possibilità di presentazione e stoccaggio del prodotto. Le diverse opzioni di allestimento vi consentiranno di personalizzare il nostro espositore con supporti per parete e display, in base alle diverse esigenze.

Компания ContiTech предлагает различные варианты для демонстрации и хранения товара. Демонстрационный стенд, предлагаемый нашей компанией, имеет различные варианты исполнения и может быть дооснащен навесными полками и экспозиционными панелями по необходимости.



Art.-Nr. 6779044000

Bestückungsbeispiel des Verkaufsständers. Display ContiTech und Wandaufhänger nicht enthalten.


Configuration example of the product display stand. ContiTech display panel and wall-mounted rack not included.

Exemple de remplissage d'un présentoir. Écran ContiTech et étagère murale non inclus.

Ejemplo de montaje del stand de venta. Expositores y colgadores de pared de ContiTech no incluidos.

Esempio di allestimento degli espositori. Display ContiTech e supporto per parete non inclusi.

Пример исполнения демонстрационного стенда. Без экспозиционной панели и навесной полки производства компании ContiTech.



Art.-Nr. 6779013000

Display ContiTech, passend für die Wandaufhänger

ContiTech display panel, for use with wall-mounted rack

Écran ContiTech, assorti à l'étagère murale

Expositor de ContiTech adaptado para el colgador de pared

Display ContiTech, idonei ai supporti per parete

Экспозиционная панель компании ContiTech для использования в сочетании с навесной полкой

Verkaufshilfen
Sales aids
Aides à la vente

Recursos de ventas
Supporti di vendita
Маркетинговые материалы



Wandaufhänger Typ B, Display ContiTech nicht enthalten
Type B wall-mounted rack, ContiTech display panel not included
Étagère murale de type B, écran ContiTech non inclus
Colgador de pared tipo B y expositor de ContiTech no incluidos.
Supporti per parete tipo B, display ContiTech non incluso
Навесная полка, тип «B», без экспозиционной панели производства компании ContiTech



Wandaufhänger Typ C/E, Display ContiTech nicht enthalten
Type C/E wall-mounted rack, ContiTech display panel not included
Étagère murale de type C/E, écran ContiTech non inclus
Colgador de pared tipo C/E y expositor de ContiTech no incluidos.
Supporti per parete tipo C/E, display ContiTech non incluso
Навесная полка, тип «C/E», без экспозиционной панели производства компании ContiTech



Zahnriemen/ -Kits Wandaufhänger, Display ContiTech nicht enthalten
Timing belt/kit wall-mounted rack, ContiTech display panel not included
Courroie de distribution, kits d'étagère murale, écran ContiTech non inclus
Kits de correas dentadas, colgador de pared tipo B y expositor de ContiTech no incluidos.
Supporti per parete per kit/cinghie dentate, display ContiTech non incluso
Навесная полка для выкладки ремней ГРМ, комплектов ремней ГРМ, без экспозиционной панели производства компании ContiTech



Wandleiste
Wall-hung belt holder
Presentoir mural
Expositor mural
Espositore a parete
Полка с крючками

Arbeitsbekleidung
Work clothing
Tenue de travail

Ropa de trabajo
Abbigliamento da lavoro
Рабочая одежда



Sortiment

- Latz- oder Bundhose mit Sicherheitsreflektoren
- T-Shirt oder Polo-Shirt
- Pullover
- Jacke
- Weste
- Schirmmütze

Assortment

- Bib overalls or pants with safety reflectors
- T-shirt or polo shirt
- Pullover
- Jacket
- Vest
- Peaked cap

Gamme de produit

- Salopette ou pantalon avec réflecteurs de sécurité
- T-shirt ou polo
- Pull
- Veste
- Gilet
- Casquette

Kit

- Pantalones o peto de trabajo con reflectores de seguridad
- Camiseta o polo
- Jersey
- Chaqueta
- Chaleco
- Gorra

Assortimento

- Salopette o pantaloni con inserti catarifrangenti
- T-shirt o polo
- Pullover
- Giacca
- Gilet
- Berretto con visiera

Ассортимент

- Комбинезон или штаны со светоотражающими элементами
- Футболка или тенниска
- Свитер
- Куртка
- Жилет
- Бейсболка

Mess- und Montagewerkzeuge
 E Measuring and installation tools
 Outils de mesure et de montage

Herramientas de medición y montaje
 Utensili di misurazione e montaggio
 Измерительные и монтажные инструменты



Art.-Nr.: 67 79 873 000

Belt Tension Tester BTT Hz - Frequenzmessgerät zur Ermittlung der Riemenspannung
 Frequency meter for determining belt tension
 Appareil de mesure de fréquence pour déterminer la tension de la courroie
 Dispositivo de medición de frecuencia para medir la tensión de correa
 Frequenzimetro per il rilevamento della tensione della cinghia
 Частотомер для определения натяжения ремня



Art.-Nr.: 65 57 237 000

TOOL BOX - Werkzeugsatz für den Zahnriemenwechsel verschiedener europäischer Fahrzeugmodelle
 Tool kit for changing timing belts on various European vehicle models
 Jeu d'outils pour le changement de courroie de distribution de différents modèles de véhicules européens
 Kit de herramientas para cambiar las correas dentadas de distintos modelos de vehículos europeos
 Set di utensili per la sostituzione delle cinghie dentate di diversi modelli di veicoli europei
 Набор инструментов для замены ремней ГРМ в различных марках европейских автомобилей



Art.-Nr. 6503700000

TOOL BOX V01 - Werkzeugsatz für den Zahnriemenwechsel bei Audi, Seat, Skoda und VW
 Tool kit for changing timing belts on Audi, Seat, Skoda, and VW
 Jeu d'outils pour le changement de courroie de distribution de véhicules Audi, Seat, Skoda et VW
 Kit de herramientas para cambiar las correas dentadas de modelos de Audi, Seat, Skoda y VW
 Set di utensili per la sostituzione di cinghie dentate nei veicoli Audi, Seat, Skoda e Volkswagen
 Набор инструментов для замены ремней ГРМ в автомобилях марки Audi, Seat, Skoda, VW



Art.-Nr. 6576476000

TOOL BOX ASIAN CARS - Werkzeugsatz für den Zahnriemenwechsel verschiedener asiatischer Fahrzeugmodelle
 Tool kit for changing timing belts on various Asian vehicle models
 Jeu d'outils pour le changement de courroie de distribution de différents modèles de véhicules asiatiques
 Kit de herramientas para cambiar las correas dentadas de distintos modelos de vehículos asiáticos
 Set di utensili per la sostituzione delle cinghie dentate di diversi modelli di veicoli asiatici
 Набор инструментов для замены ремней ГРМ в различных марках азиатских автомобилей

Mess- und Montagewerkzeuge
 E Measuring and installation tools
 Outils de mesure et de montage

Herramientas de medición y montaje
 Utensili di misurazione e montaggio
 Измерительные и монтажные инструменты



Artikel-Nr. 67 76 956 000

UNI TOOL ELAST - Universal-Montagewerkzeug für elastische Keilrippenriemen
 Universal installation tool for elastic V-ribbed belts
 Outil de montage universel pour les courroies trapézoïdales élastiques
 Kit de herramientas universal para correas elásticas trapezoidales con dentado interior
 Utensile di montaggio universale per cinghie trapezoidali scanalate elastiche
 Универсальный инструмент для монтажа эластичных поликлиновых ремней



Artikel-Nr. 67 57 240 000

ELAST TOOL F01 - Montagewerkzeug für den Wechsel des elastischen Keilrippenriemens bei Ford und Volvo
 Installation tool for changing the elastic V-ribbed belt on Ford and Volvo
 Outil de montage pour le changement de courroie trapézoïdale élastique des véhicules Ford et Volvo
 Herramientas de montaje para cambiar las correas elásticas trapezoidales con dentado interior de modelos Ford y Volvo
 Utensile di montaggio per la sostituzione delle cinghie trapezoidali scanalate elastiche nei veicoli Ford e Volvo
 Инструмент для замены эластичных поликлиновых ремней на автомобилях марки Ford и Volvo



Art.-Nr. 6757610000

LASER TOOL - Fluchtungsprüfer für Keilrippenriementriebe
 Alignment checker for V-ribbed belt drives
 Vérificateur d'alignement des systèmes d'entraînement par courroie trapézoïdale
 Medidor de fugas para correas trapezoidales con dentado interior
 Strumento di verifica allineamento delle cinghie trapezoidali scanalate
 Средство проверки соосности шкивов поликлиновой передачи

Mess- und Montagewerkzeuge
 E Measuring and installation tools
 Outils de mesure et de montage

Herramientas de medición y montaje
 Utensili di misurazione e montaggio
 Измерительные и монтажные инструменты




Art.-Nr. 6503999000

TOOL BOX OAP - Universal-Werkzeugsatz für den Wechsel von Generatorfreiläufen
 Universal tool kit for changing overrunning alternator pulleys
 Jeu d'outils universel pour le changement de roue libre de générateur
 Kit de herramientas universal para cambiar los piñones libres del generador
 Set di utensili universale per la sostituzione delle pulegge a ruota libera dell'alternatore
 Универсальный инструмент для замены шкива генератора с обгонной муфтой

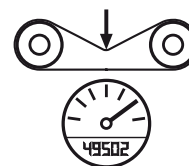
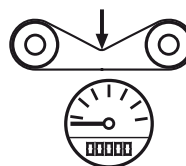






Art.-Nr. 6779009000

Längenmessgerät für Keilriemen und Keilrippenriemen.
 Length gauge for V-belts and multiple V-ribbed belts.
 Mesureur de longueur pour courroies trapézoïdales et courroies striées.
 Medidor de correas trapeziales y ranuradas longitudinalmente.
 Apparecchiatura di misurazione lunghezza per cinghie trapezoidali e cinghie trapezoidali scanalate.
 Линейка для измерения длины клиновых и поликлиновых ремней



Art.-Nr.:
 Krikit 1 65 79 870 000
 Krikit 2 65 79 871 000
 Krikit 3 65 79 872 000



Krikit 1	15 - 70 kg	AVX 10	40 kg	25 - 30 kg
		AVX 13	55 kg	40 - 45 kg
Krikit 2	15 - 70 kg	3 PK - 6 PK	12 - 14 kg / 	9 - 10 kg / 
Krikit 3	50 - 150 kg	7 PK - 12 PK	12 - 14 kg / 	9 - 10 kg / 



Produktfotos

Fotos de los productos

Product photos

Foto prodotto

Photos de produits

Фотографии товара

Kleinteile
Small parts
Petites pièces

Piezas pequeñas
Pezzi di piccole dimensioni
Детали малого размера



31183



31191



31199



31200



31202



31203



31209



31210



31211



31213



31214



31268



41027



41028



41030



41037



41047



41048



41049



41053



41057



41060



41068



41069

Kleinteile
Small parts
Petites pièces

Piezas pequeñas
Pezzi di piccole dimensioni
Детали малого размера



41070



41071



41072



41073



41075



41080



41090



41091



41092



41093



41094



41095



41096



41097



41098



41099



41102



41109



41110



41137



41138



41139



41140



41141

Kleinteile
Small parts
Petites pièces

Piezas pequeñas
Pezzi di piccole dimensioni
Детали малого размера



41142



41143



41144



41146



41151



41152



41153



41154



41155



41161



41164



41167



41168



41169



41175



41179



41184



41189



41190



41191



41198



41199



41200



41217

Kleinteile
Small parts
Petites pièces

Piezas pequeñas
Pezzi di piccole dimensioni
Детали малого размера



41218



41220



41221



41222



41224



41225



41236



41239



41247



41248



41264



41288



41329



41330



41352



49002



49003



49037



49038



71141



71156



71157



71166



71171

Kleinteile
Small parts
Petites pièces

Piezas pequeñas
Pezzi di piccole dimensioni
Детали малого размера



71176



71178



71179



71180



71181



71184



71221



71222



71223



71224



71225



71230



71243



71244



71245



71260



71261



71263



79001



79002



VSKF06641



VSKF06642



VSKF06643



VSKF06647

Kleinteile
Small parts
Petites pièces

Piezas pequeñas
Pezzi di piccole dimensioni
Детали малого размера



VSKF06648



VSKF06649



VSKF06650



VSKF06654



VSKF41060



VSKF79011

Spann- und Umlenkrollen
Tensioner and idler pulleys
Galet tendeur et poulie de renvoi

Poleas de tensión y poleas de inversión
Rullo tendicinghia e pulegge di rinvio
Натяжное устройство и натяжные ролики



325317



55000



55001



55002



55003



55004



55005



55006



55007



55100



55101



55102



55200



55202



55203




55204



55205



55206




55207



55208



55210



55211



55214



55217

Spann- und Umlenkrollen
 Tensioner and idler pulleys
 Galet tendeur et poulie de renvoi

Poleas de tensión y poleas de inversión
 Rullo tendicinghia e pulegge di rinvio
 Натяжное устройство и натяжные ролики



55218



55219



55220



55226



55227




55228



55229



55230



55231



55239



55240



55249



55282



55300



55301



55302



55303



55304



55305



55306



55307



55308



55311



55312

Spann- und Umlenkrollen
 Tensioner and idler pulleys
 Galet tendeur et poulie de renvoi

Poleas de tensión y poleas de inversión
 Rullo tendicinghia e pulegge di rinvio
 Натяжное устройство и натяжные ролики



55313



55314



55315



55316



55317



55321



55322



55323



55327



55333



55342



55344



55348



55349



55351



55356



55368



55370



55371



55373



55383



55400



55401



55402

Spann- und Umlenkrollen
 Tensioner and idler pulleys
 Galet tendeur et poulie de renvoi

Poleas de tensión y poleas de inversión
 Rullo tendicinghia e pulegge di rinvio
 Натяжное устройство и натяжные ролики



55403



55404



55405



55406



55407



55413



55414



55415



55417



55419



55420



55421



55422



55425



55426



55427



55428



55433



55436



55437



55438



55439



55440



55441

Spann- und Umlenkrollen
Tensioner and idler pulleys
Galet tendeur et poulie de renvoi

Poleas de tensión y poleas de inversión
Rullo tendicinghia e pulegge di rinvio
Натяжное устройство и натяжные ролики



55442



55443



55445



55446



55447



55453



55454



55455



55456



55457



55458



55460



55461



55465



55477



55478



55489



55490



55491



55492



55493



55494



55495



55496

Spann- und Umlenkrollen
 Tensioner and idler pulleys
 Galet tendeur et poulie de renvoi

Poleas de tensión y poleas de inversión
 Rullo tendicinghia e pulegge di rinvio
 Натяжное устройство и натяжные ролики



55497



55498



55499



55500




55501




55502



55503



55506



55507



55510



55511



55514




55515



55518



55519



55522



55524



55532



55535



55536



55537



55539



55540



55541

Spann- und Umlenkrollen
 Tensioner and idler pulleys
 Galet tendeur et poulie de renvoi

Poleas de tensión y poleas de inversión
 Rullo tendicinghia e pulegge di rinvio
 Натяжное устройство и натяжные ролики



55555



55560



55561



55562



55565



55566



55567



55572



55573



55575



55580



55581



55582



55587



55604



55605



55622



55629



55703



55704



55705



55707



55709



55710

Spann- und Umlenkrollen
 Tensioner and idler pulleys
 Galet tendeur et poulie de renvoi

Poleas de tensión y poleas de inversión
 Rullo tendicinghia e pulegge di rinvio
 Натяжное устройство и натяжные ролики



55711



55712



55715



55719



55727



55728



55729



55730



55732



55735



55736



55739



55741



55742



55744



55748



55765



55766



55767




55769



55771



55772



55773



55781

Spann- und Umlenkrollen
 Tensioner and idler pulleys
 Galet tendeur et poulie de renvoi

Poleas de tensión y poleas de inversión
 Rullo tendicinghia e pulegge di rinvio
 Натяжное устройство и натяжные ролики




55782



55801



55802



55803



55804



55805



55806



55807



55808



55809



55810




55811




55815



55816




55818



55822




55823



55824



55825



55826



55827



55829



55831



55832

Spann- und Umlenkrollen
 Tensioner and idler pulleys
 Galet tendeur et poulie de renvoi

Poleas de tensión y poleas de inversión
 Rullo tendicinghia e pulegge di rinvio
 Натяжное устройство и натяжные ролики



55833



55835



55837



55839



55842



55844



55850



55851




55852



55853



55875



55876



55878



55881



55882




55898




55901



55906



55907



55921



55922



55923



55924



55938

Spann- und Umlenkrollen
Tensioner and idler pulleys
Galet tendeur et poulie de renvoi

Poleas de tensión y poleas de inversión
Rullo tendicinghia e pulegge di rinvio
Натяжное устройство и натяжные ролики



55943



55949



55950



55953



55954



55958



55964



55965



55967



55968



55969



55971




55972



55973



55974



55977




55978



55979



55984



55997



56000



56001



56010



56015

Spann- und Umlenkrollen
Tensioner and idler pulleys
Galet tendeur et poulie de renvoi

Poleas de tensión y poleas de inversión
Rullo tendicinghia e pulegge di rinvio
Натяжное устройство и натяжные ролики



56036



56101



56103



56104



56105



56109



56110




56111



56115



56119



56120



56122



56127



56132



56137




56303



56340



56349



56350




56354



56364



56365



56376



56415

Spann- und Umlenkrollen
Tensioner and idler pulleys
Galet tendeur et poulie de renvoi

Poleas de tensión y poleas de inversión
Rullo tendicinghia e pulegge di rinvio
Натяжное устройство и натяжные ролики



56416



56417



56500



56506



56511



56512



56514



56515



56516



56518



56521



56522



56536



56542



56560



56600



56602



56603



56607



56609



56610



56613



56617



56618

Spann- und Umlenkrollen
 Tensioner and idler pulleys
 Galet tendeur et poulie de renvoi


Poleas de tensión y poleas de inversión
 Rullo tendicinghia e pulegge di rinvio
 Натяжное устройство и натяжные ролики



56621



56622



56623



56625



56628



56631



56638




56642



56643



56644



56645



56647



56658



56800



56801



56802



56803




56807



56808



56809



56810



56812



56815



56820

Spann- und Umlenkrollen
 Tensioner and idler pulleys
 Galet tendeur et poulie de renvoi

Poleas de tensión y poleas de inversión
 Rullo tendicinghia e pulegge di rinvio
 Натяжное устройство и натяжные ролики



56821



56900



56901



56902



56903



56904



56905



56906



56908



56909



56912



56913



56914



56915



56917



56920



56928



56929



56939



56943



56951



56959



57002



57003

Spann- und Umlenkrollen
 Tensioner and idler pulleys
 Galet tendeur et poulie de renvoi

Poleas de tensión y poleas de inversión
 Rullo tendicinghia e pulegge di rinvio
 Натяжное устройство и натяжные ролики



57005



57006



57007



57008



57009




57010




57011



57013




57014




57015



57019



57020



57023




57026



57027



57028



57029



57034



57035



57044




57047



57061



57064



57201

Spann- und Umlenkrollen
 Tensioner and idler pulleys
 Galet tendeur et poulie de renvoi

Poleas de tensión y poleas de inversión
 Rullo tendicinghia e pulegge di rinvio
 Натяжное устройство и натяжные ролики



57202



57203



57204



57206



57207



57300



57301



57302



57303



57304



57305



57306



57307



57308



57309



57310



57311



57312



57313



57314



57315



57317



57318



57319

Spann- und Umlenkrollen
 Tensioner and idler pulleys
 Galet tendeur et poulie de renvoi

Poleas de tensión y poleas de inversión
 Rullo tendicinghia e pulegge di rinvio
 Натяжное устройство и натяжные ролики



57321



57323



57324



57327



57329



57400



57401




57403



57404



57406



57407



57411



57416



57426



57700



57702



57703



57704



57705



57908



57909



57910



58100



58101

Spann- und Umlenkrollen
 Tensioner and idler pulleys
 Galet tendeur et poulie de renvoi

Poleas de tensión y poleas de inversión
 Rullo tendicinghia e pulegge di rinvio
 Натяжное устройство и натяжные ролики



58102



58107



58109



58110



58115



58116



58260



58400



58401



58402



58403



58404




58405



58406



58407



58408



58409



58410



58428



58432



58612



58613



58800



58806

Spann- und Umlenkrollen
Tensioner and idler pulleys
Galet tendeur et poulie de renvoi

Poleas de tensión y poleas de inversión
Rullo tendicinghia e pulegge di rinvio
Натяжное устройство и натяжные ролики



58816




58817



58821



58822



58855



59000



59001



59002



59003




59503



59505




VSKF06645



VSKF06646




VSKF06652



VSKF06653



VSKF56602



VSKF56603

Wasserpumpen
Water pumps
Pompe à eau

Bombas de agua
Pompe dell'acqua
Водяные насосы




WP6001



WP6002



WP6003



WP6004



WP6005




WP6006



WP6007



WP6008



WP6009



WP6010




WP6011



WP6012



WP6013



WP6014




WP6015



WP6016



WP6017



WP6018



WP6019



WP6020



WP6021



WP6022



WP6023



WP6024

Wasserpumpen
Water pumps
Pompe à eau

Bombas de agua
Pompe dell'acqua
Водяные насосы



WP6025



WP6026



WP6027




WP6028



WP6029



WP6030



WP6031




WP6032



WP6033



WP6034



WP6035



WP6036



WP6037



WP6038



WP6039



WP6040




WP6041



WP6042



WP6043



WP6044



WP6045



WP6046



WP6047



WP6048

Wasserpumpen
Water pumps
Pompe à eau

Bombas de agua
Pompe dell'acqua
Водяные насосы



WP6049




WP6050



WP6051



WP6052



WP6053



WP6054



WP6055



WP6056



WP6057



WP6058



WP6059



WP6060



WP6061



WP6062



WP6063



WP6064



WP6065



WP6066




WP6067




WP6068




WP6069



WP6071



WP6072



WP6073

Wasserpumpen
Water pumps
Pompes à eau


Bombas de agua
Pompe dell'acqua
Водяные насосы




WP6074



WP6075



WP6076



WP6077



WP6078



WP6079



WP6081

Der Inhalt dieser Druckschrift ist unverbindlich und dient ausschließlich Informationszwecken. Die Informationen sind keine Angebote im Sinne der anwendbaren gesetzlichen Bestimmungen und begründen kein Vertragsverhältnis hinsichtlich der vorgestellten Produkte. Soweit nicht ausdrücklich anderweitig vereinbart, werden sie auch nicht Vertragsbestandteil bestehender oder künftiger Verträge mit der ContiTech AG.

Diese Druckschrift enthält keinerlei Garantien oder Beschaffenheitsvereinbarungen der ContiTech AG für ihre Produkte, sei es ausdrücklich oder stillschweigend, auch nicht hinsichtlich der Aktualität, Korrektheit, Vollständigkeit und Qualität der Informationen sowie der Verfügbarkeit der Produkte. Die Informationen in dieser Druckschrift sowie die beschriebenen Produkte und Dienstleistungen können ohne vorherige Ankündigung von der ContiTech AG jederzeit geändert oder aktualisiert werden.

Die ContiTech AG übernimmt keine Haftung im Zusammenhang mit dieser Druckschrift. Eine Haftung für jegliche unmittelbaren oder mittelbaren Schäden, Schadensersatzforderungen, Folgeschäden gleich welcher Art und aus welchem Rechtsgrund, die durch die Verwendung der in dieser Druckschrift enthaltenen Informationen entstehen, ist, soweit rechtlich zulässig, ausgeschlossen.

Die gewerblichen Schutzrechte wie Marken (Logos) oder Patente, die in dieser Druckschrift dargestellt sind, sind Eigentum der Continental AG oder ihrer Tochtergesellschaften. Die Darstellung in dieser Druckschrift ist keine Gewährung von Lizenzen oder Nutzungsrechten. Ohne eine ausdrückliche schriftliche Einwilligung der Continental AG ist ihre Nutzung untersagt.

Alle Texte, Bilder, Grafiken und sonstigen Materialien, sowie deren Koordination und Anordnung in dieser Druckschrift sind urheberrechtlich für die Continental AG oder ihre Tochtergesellschaften geschützt und dürfen nicht zur kommerziellen Verwendung oder Verteilung modifiziert, kopiert oder anderweitig verwendet werden.

Copyright © 2014 ContiTech AG.

Alle Rechte vorbehalten.

The content of this publication is provided for information only and without responsibility. ContiTech AG makes no representations about the accuracy, reliability, completeness or timeliness of the information in this publication. ContiTech AG may, in its sole discretion, revise the information contained herein at any time without notice.

ContiTech AG obligations and responsibilities regarding its products are governed solely by the agreements under which they are sold. Unless otherwise agreed in writing, the information contained herein does not become part of these agreements.

This publication does not contain any guarantee or agreed quality of ContiTech AG products or any warranty of merchantability, fitness for a particular purpose and non-infringement. ContiTech AG may make changes in the products or services described at any time without notice. This publication is provided on an „as is“ basis. To the extent permitted by law, ContiTech AG makes no warranty, express or implied, and assumes no liability in connection with the use of the information contained in this publication. ContiTech AG is not liable for any direct, indirect, incidental, consequential or punitive damages arising out of the use of this publication. Information contained herein is not intended to announce product availability anywhere in the world.

The trademarks, service marks and logos (the Trademarks) displayed in this publication are the property of Continental AG and/or its affiliates. Nothing in this publication should be construed as granting any license or right to the Trademarks. Without the express written consent of Continental AG the use of the Trademarks is prohibited.

All text, images, graphics and other materials in this publication are subject to the copyright and other intellectual property rights of Continental AG and/or its affiliates. ContiTech AG owns the copyrights in the selection, coordination and arrangement of the materials in this publication. These materials may not be modified or copied for commercial use or distribution.

Copyright © 2014 ContiTech AG.

All rights reserved.

Le contenu de la présente publication est donné exclusivement à titre informatif et n'engage pas la responsabilité de ContiTech AG. ContiTech AG ne peut être tenue pour responsable de l'exactitude, de la fiabilité, de l'intégralité ou de l'opportunité des informations reprises dans cette publication. ContiTech AG peut à sa seule discrétion modifier les informations contenues à tout moment et sans préavis.

Les devoirs et responsabilités de ContiTech AG à l'égard de ses produits ne sont régis que par les contrats de vente. En dehors de tout autre accord écrit, les informations ci-après ne peuvent devenir partie intégrante de ces contrats. La présente publication ne peut être interprétée comme valant clause de garantie, accord sur la qualité, garantie de disponibilité ou accord sur un usage particulier des produits de la ContiTech AG. ContiTech AG se réserve le droit de modifier les produits ou services décrits à tout moment sans préavis.

Ce document est remis à titre de base. Conformément aux dispositions législatives en vigueur, ContiTech AG, ne donne aucune garantie expresse ou tacite quant à l'utilisation des informations contenues dans cette publication. ContiTech AG décline toute responsabilité au titre de tout dommage direct, indirect ou consécutif, demande incidente, dommages et intérêts, dommage de quelque nature et à quelque titre juridique que ce soit pouvant naître de l'utilisation des informations contenues dans la présente publication. Les présentes informations ne peuvent être interprétées comme étant une annonce de disponibilité des produits au niveau mondial.

Les droits de propriété industrielle portant telles sur les marques (logos) et les brevets repris à la présente sont la propriété de la société Continental AG et/ou de ses filiales. La présente publication ne constitue ni une cession de licence ni un droit de jouissance desdits droits de propriété industrielle. Leur utilisation est interdite sans l'autorisation écrite expresse de la société Continental AG.

Les textes, photos, graphiques et autres représentations repris dans à la présente publication sont protégés par les droits de propriétés de Continental AG et/ou de ses filiales. ContiTech AG répond des droits d'auteur, de la sélection et de l'arrangement de cette publication laquelle ne peut en aucun cas être copiée ou modifiée à des fins d'utilisation ou de diffusion commerciales.

Copyright © 2014 ContiTech AG.

Tous droits réservés.

El contenido de esta publicación no es obligatorio para ContiTech AG y solamente tiene fines informativos. La información contenida no significa ni debe entenderse en ningún sentido como una oferta formal de acuerdo con las disposiciones legales aplicables, por lo que no establece ninguna relación contractual con respecto a los productos presentados. En tanto no se haya acordado expresamente otra cosa, la información contenida de productos presentados, no serán parte integrante u objeto de contratos ya existentes o futuros con la ContiTech AG.

Esta publicación no incluye ni constituye de forma tácita o expresa ninguna clase de garantía o acuerdos de calidad de los productos de ContiTech AG, ni tampoco con respecto a la actualidad, corrección, integridad y calidad de la información contenida, así como de la disponibilidad de los mismos. ContiTech AG puede cambiar o actualizar en todo momento y sin previo aviso la información contenida en esta publicación así como los productos y servicios.

ContiTech AG no asume responsabilidad alguna en relación con esta publicación y no admite, responsabilidad alguna por daños directos o indirectos, reclamaciones de daños y perjuicios, daños consecuenciales de cualquier tipo y por cualquier motivo jurídico, que resulten o pudieran resultar del uso de la información incluida en esta publicación, cuando la misma no haya sido confirmada por escrito con ContiTech AG.

Los derechos de propiedad industrial tales como marcas (Logotipos) o patentes, mostrados en esta publicación, son propiedad de Continental AG y/o de sus filiales. Nada en esta publicación debe ser considerado como garantizando cualquier licencia o derecho de marca. El uso de la marca está prohibido sin el consentimiento escrito de Continental AG.

Todos los textos, figuras, gráficas y otros materiales en esta publicación están protegidos por los derechos de autor y otros derechos de propiedad intelectual de Continental AG y/o sus filiales. ContiTech AG es propietaria de los derechos de autor en la selección, coordinación y arreglo de los materiales en esta publicación. Estos materiales no pueden ser modificados o copiados para uso comercial o su distribución y cualquier violación a esta disposición puede derivar en responsabilidad civil y/o penal de conformidad con las leyes aplicables.

Copyright © 2014 ContiTech AG.

Derechos reservados.

Il contenuto della presente pubblicazione non è vincolante; esso vuole essere solo di carattere informativo. Le informazioni non rappresentano un'offerta ai sensi delle disposizioni di legge applicabili e non giustificano quindi un rapporto contrattuale per i prodotti presentati. Se non espressamente concordato diversamente, esse non sono parte integrante dei contratti in essere o di quelli futuri stipulati dalla ContiTech AG.

La presente pubblicazione non riporta nessun tipo di garanzie o di accordi sulle caratteristiche della ContiTech AG per i suoi prodotti, né in maniera esplicita, né tacita, né per quanto riguarda l'attualità, la correttezza, la completezza e la qualità delle informazioni o la disponibilità dei prodotti. Le informazioni contenute nella presente pubblicazione e i prodotti e i servizi qui descritti, possono essere modificati o aggiornati in qualsiasi momento dalla ContiTech AG senza preannuncio.

La ContiTech AG non assume nessuna responsabilità per il contenuto della presente pubblicazione. Nella misura in cui legalmente ammissibile, si esclude qui qualsiasi responsabilità per danni diretti od indiretti, per richieste di risarcimento, per danni conseguenti di qualsiasi natura e motivazione giuridica derivanti dall'applicazione delle informazioni contenute nella presente pubblicazione.

I diritti di tutela industriale, come marchi (emblematici) o brevetti, riportati nella presente pubblicazione sono di proprietà della Continental AG o sue affiliate. La loro raffigurazione nella presente pubblicazione non sottintende il rilascio di licenze o diritti di sfruttamento. Il loro sfruttamento è pertanto interdetto senza un'espressa autorizzazione scritta da parte della Continental AG.

Tutti i testi, le immagini, le grafiche e tutti gli altri materiali, nonché la loro coordinazione e disposizione nella presente pubblicazione, sono protetti dai diritti d'autore della Continental AG o sue affiliate e non possono essere modificati o copiati a scopi commerciali, o utilizzati in qualsiasi altra maniera.

Copyright © 2014 ContiTech AG.

Tutti i diritti riservati.

Содержание данного издания не является окончательным и преследует лишь информационную цель. Информация не является предложением в юридическом смысле и не является основой для заключения соглашений по продукту. Если не оговорено специально, она не является также частью существующих или возможных в будущем контрактов с ContiTech AG.

Настоящее издание не содержит никаких гарантий или обещаний в отношении продукции ContiTech AG как явно, так и по умолчанию, а также в отношении актуальности, достоверности и качества информации и доступности продукта. Информация и описанные в издании продукты могут быть модернизированы или актуализированы в любое время без предварительного уведомления со стороны ContiTech AG.

ContiTech AG не несет ответственности в связи с данной публикацией. Ответственность за любой прямой или косвенный ущерб, требование компенсации за последующий возможный ущерб, независимо от их вида и юридического обоснования, возникшие в результате пользования данным изданием, исключаются, насколько это возможно юридически.

Использованные в издании марки, логотипы или патенты являются, согласно правам по защите промышленной деятельности, собственностью компании Continental AG или ее дочерних компаний. Публикация их в данной брошюре не дает права на дальнейшее их использование. Их использование без письменного согласия со Continental AG невозможно.

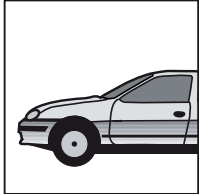
Все права на тексты, фотографии, рисунки и другие материалы данной брошюры, а также дизайн и верстку, которые не могут быть изменены, скопированы или иным способом употреблены в коммерческих целях, принадлежат Continental AG или ее дочерним компаниям.

Copyright © 2014 ContiTech AG.

Все права защищены

Zeichenerklärung
Key to symbols
Signification des symboles


Significado de símbolos
Spiegazione de simboli
Условное обозначение



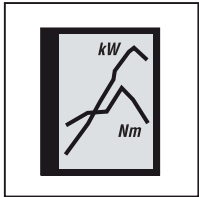
Fahrzeugtyp
Model
Marque / Modèle
Modelo
Marca / Modello
Марка автомобиля
модель



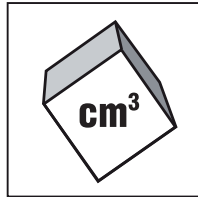
Baujahr
Year
Année
Año
Anno
Год выпуска




Motor Code
Engine code
Code moteur
Código motor
Codice motore
Номер двигателя



Leistung kW
Output kW
Puissance kW
Potencia kW
Potenza kW
Мощность кВт



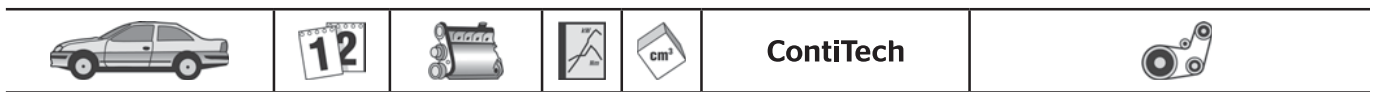
Hubraum cm³
Capacity cm³
Cylindrée en cm³
Cilindrada cm³
Cilindrata cm³
Объем
двигателя см³



Anwendungen
Application
Utilisation
Aplicación
Impiego
Назначение

Anwendungsbeispiel
Application examples
Exemples d'utilisation

Ejemplo de aplicación
Esempio di applicazione
Пример применения



ALFA ROMEO

147 (937)

Vehicle Type	Year	Engine Code	Power (kW)	Displacement (cm ³)	Motor Code	Application
	09/03-09/04	937A4.000	93	1910	VD1065	ONLY WITH VD1065 CA CA
					MS29	
					CT1076	
					CT1076K1	
	10/04-03/10	192B1.000	100	1910	6PK1836	ALT, PS, AC ALT, (Denso), FOR ALT: 105A, OE-NO 46782213, FOR ALT: 120A, OE-NO 60816954
					AP9017	
					VD1065	
					CT1076	
1.9 JTDM	10/04-03/10	939A7.000	85	1910	CT1076K2	CA CA ALT, PS, (AC) ALT, PS, (AC) ALT, (Denso), FOR ALT: 105A, OE-NO 46782213, 60816557, FOR ALT: 120A, OE-NO 60816954, 60815944
					6PK1038	
					6PK1836	
					AP9017	
					VD1065	CA, WP CA, WP CA, WP
					CT968	
					CT968K2	
					CT968WP2	

Zeichenerklärung
Key to symbols
Signification des symboles

Significado de símbolos
Spiegazione de simbolos
Условное обозначение



Zahnriemen
Timing belt
Courroie de distribution
Correa de distribución
Cinghia dentata
Зубчатый ремень ГРМ



Zahnriemen Kit
Timing belt kit
Kit de courroie de distribution
Kit de correa de distribución
Kit cinghie dentate
Комплет ремня ГРМ / Набор для зубчатого ремня



Zahnriemen Kit + Wasserpumpe
Timing belt kit + water pump
Kit de courroie de distribution + pompe à eau
Kit de correa de distribución + bomba de agua
Kit cinghie dentate + Pompa acqua
Комплет ремня ГРМ / Набор для зубчатого ремня + водяной насос



Nebenantriebsriemen
Auxiliary drive belts
Courroies de transmission auxiliaires
Poleas para controles auxiliares
Cinghie di trasmissione ausiliarie
Ремни привода навесного оборудования



Keilrippenriemen ELAST + Werkzeug
Multi V-belt ELAST + Tool
Courroie striée ELAST + outil
Correa acanalada ELAST + herramientas
Cinghia Poly-V ELAST + Strumento
Поликлиновой ремень ELAST с приспособлением



Generatorfreilauf
Overrunning alternator pulley
Poulie débrayable d'alternateur
Polea libre del alternador
Dispositivo ruota libera alternatore
Муфта свободного хода генератора



Torsionsschwingungsdämpfer
Torsional vibration damper
Amortisseur de vibrations de torsion
Amortiguador de vibraciones de torsión
Puleggia smorzatrice per vibrazioni torsionali
Гаситель крутильных колебаний



Keilrippenriemen + Torsionsschwingungsdämpfer
Multiple V-belt + torsional vibration damper
Courroie striée + amortisseur de vibrations de torsion
Correa acanalada + amortiguador de vibraciones de torsión
Cinghia Poly-V + Puleggia smorzatrice per vibrazioni torsionali
Поликлиновой ремень + гаситель крутильных колебаний



Montagesatz
Mounting sets
Jeu de montage
Kit de montaje
Kit di montaggio
Монтажный набор

	Deutsch	English	Français	Español	Italia	Russia
XXXX->	ab	from	à partir de	desde	da	с
->XXXX	bis	up to	jusqu'à	hasta	a	до
(XXX)	für Fahrzeuge mit	for vehicles with	pour véhicules avec	Para vehículos con	con	Для транспортных средств с
(-XXX)	für Fahrzeuge ohne	for vehicles without	pour véhicules sans	Para vehículos sin	per veicoli senza	Для транспортных средств без
∅ 98 mm	Durchmesser	diameter	diamètre	diámetro	diametro	Диаметр
2X	2 Riemen	2 belts	2 courroies	2 correas	2 cinghie	2 ремня
2. FAN	2. Lüfter	2nd fan	2e ventilateur	2° ventilador	2° ventilatore	2-ой вентилятор
AC	Klimaanlage	air conditioning unit	climatiseur	aire acondicionado	aria condizionata	кондиционер
AIRC	Luftpresser	air compressor	compresseur	compresor de aire	compressore d'aria	Воздушный компрессор
AIRF	Luftfilter	Air filter	Filtre à air	Filtro de aire	Filtro dell'aria	Воздушный фильтр
AIRP	Luftpumpe	air pump	pompe à air	bomba de aire	pompa dell'aria	Воздушный насос
ALT	Drehstrom-Lichtmaschine	alternator	alternateur	alternador	alternatore trifase	Генератор переменного тока
2. ALT	2. Drehstromlichtmaschine	second alternator	2° alternateur	sinamo trifásica	secondo alternatore trifase	Второй Генератор переменного тока
AUTOM	Automatic	automatic transmission	boîte automatique	automático	automático	АКПП
AUTOM-TP	automatische Spannrolle	automatic tension pulley	galet tendeur automatique	rodillo tensor automático	rullo tendicinghia automatico	Автоматический натяжной ролик
BORE-∅	Bohrungsdurchmesser	bore diameter	diamètre d'alésage	diámetro de agujero	diametro del foro	диаметр вруба
BS	Ausgleichswelle	balance shaft	arbre d'équilibrage	árbol contrarotante	albero del differenziale	Балансирный вал
CA	Nockenwelle	camshaft	arbre à cames	árbol de levas	albero a camme	Распределительный вал
CARB	Vergaser	carburetor	carburateur	carburador	carburatore	Карбюратор
CAT	Katalysator	catalytic converter	pot catalytique	catalizador	catalizzatore	Катализатор
CH-NO	Fahrgestell-Nr.	chassis no.	n° châssis	n° chasis	n° telaio	№ шасси
CHR	Lader	charger	suralimenteur	cargador	caricatore	турбоНагнетатель
COMPR	Kompressor	compressor	compresseur	compresor	compressore	компрессор
CS	Kurbelwelle	crankshaft	vilebrequin	cigüeñal	albero motore	Коленчатый вал
CVH	Reihenmotor mit halbkugelförmigen Brennräumen	in-line engine with hemispherical combustion chambers	moteur en ligne à chambres de combustion hémisphériques	motor en línea con cámara de combustión semiesférica	motore in linea con camere di combustione semisferiche	Однорядный двигатель с полусферическими камерами сгорания
CVT-AUTOM	CVT-Automatikgetriebe	CVT automatic transmission	Boîte de vitesse automatique TVC	Transmisión automática CVT	Cambio automatico CVT	Бесступенчатая автоматическая коробка передач
DC-ALT	Gleichstromgenerator	DC generator	génératrice de courant continu	generator de corriente continua	generatore di corrente continua	Динамо
DIS	Zündverteiler	Ignition distributor	distributeur d'allumage	distribuidor de encendido	distributore di accensione	распределитель зажигания
DOHC	Doppelte obenliegende Nockenwelle	double overhead camshaft	double arbre à cames en tête	doble árbol de levas superior	albero a camme doppio in testa	Верхний двойной распределительный вал
DYN	Lichtmaschine	dynamo	dynamo	dinamo	dinamo	Автомобильный генератор
ELECTR PS	Elektrische Servolenkung	Electrical power steering	Direction électrique assistée	Dirección asistida eléctrica	Servosterzo elettrico	Электрическое сервоуправление
ENGINE	Motor	engine	moteur	motor	motore	Двигатель
FAN	Lüfter	fan	ventilateur	ventilador	ventilatore	Вентилятор
FWD	Frontantrieb	Front-wheel drive	Traction avant	Tracción frontal	Trazione anteriore	Передний привод
G-COMPR	G-Lader	G-Lader	G-chargeuse	Compresor G-Lader	Compressore G	G образный нагнетатель
GP	Führungsrolle	guide pulley	galet de guidage	rodillo guía	galoppino	Направляющий ролик

Abkürzungsverzeichnis List of abbreviations Liste des abréviations	Índice de abreviaturas Indice delle abbreviazioni Значение аббревиатуры
--	---

	Deutsch	English	Français	Español	Italia	Russia
HYDP	Hydraulikpumpe	hydraulic pump	pompe hydraulique	bomba hidráulica	pompa idraulica	Гидравлический насос
IDLER	Zwischenrolle	idler	galet intermédiaire	polea intermedia	puleggia intermedia	Промежуточный ролик
INJ	Einspritzer	injection engine	injecteur	inyector	iniettore	Форсунка
INJP	Einspritzpumpe	injection pump	pompe à injection	bomba de inyección	pompa ad iniezione	насос–форсунка
JKR	je nach Keilriemen	depending on V-belt	suyvant le modèle de courroie trapézoïdale	según correa trapezoidal	a seconda della cinghia trapezoidale	Зависит от клинового ремня
JKRR	je nach Keilrippenriemen	depending on V-ribbed belt	suyvant le modèle de courroie striée	según correa trapezoidal ranurada	a seconda della cinghia trapezoidale nervata	Зависит от поликлинного ремня
JP	Führungsrolle	jockey pulley	galet directeur	polea-guía	ruota di guida	Направляющий ролик
LC	Niveauregulierung	level control	correction assiette	control del nivel	controllo livello	Регулировка дорожного просвета
LH	Einbauseite links	left-hand installation	montage coté gauche	lado de montaje izquierdo	lato di montaggio destro	Установка слева
LHD	Linkslenkung	left hand drive	conduite à gauche	conducción a la izquierda	guida sinistra	Леворульный автомобиль
MANL	Handschaltung	manual transmission	changement de vitesses manuel	cambio manual	cambio manuale	Ручное переключение
MECH-TP	mechanische Spannrolle	mechanical tension pulley	galet tendeur mécanique	rodillo tensor mecánico	rullo tendicinghia meccanico	Механический натяжной ролик
MODEL	Modell	model	modèle	modelo	modello	модель
MTR-CODE	Motor Code	engine code	code moteur	código motor	codice motore	Код двигателя
MTR-NO	Motornummer	engine number	n° moteur	número del motor	numero motore	№ двигателя
OHC	obenliegende Nockenwelle	overhead camshaft	arbre à cames en tête	árbol de levas superior	albero a camme in testa	Верхний распределительный вал
OHV	obenliegende Ventile	overhead valves	soupapes en tête	válvulas superiores	valvole in testa	Верхние клапаны
OILC	Ölkühler	oil cooler	radiateur huile	radiador del aceite	radiatore olio	Масляный радиатор
OILP	Ölpumpe	oil pump	pompe à huile	bomba aceite	pompa olio	Масляный насос
OPT	wahlweise	optional	en option	opcional	facoltativo	выборочно
ORG-NO	Werk-Nr.	organisation no.	n° usine	n° fábrica	n° fabbrica	№ завода
PETR INJ	Benzineinspritzung	Fuel injection	Injection d'essence	Inyección de gasolina	Iniezione a benzina	Система впрыскивания бензина
PS	Servolenkung	power steering	direction assistée	servodirección	servosterzo	сервоуправление
PTO	Nebenantrieb	power take off	prise de force	accionamiento auxiliar	presa di forza ausiliare	Вспомогательный привод
RAD	Heizung	radiator	radiateur	radiador	riscaldatore	система обогрева
REAR	hinten	rear	postérieur	posterior	posteriore	сзади
RICAMBI-NO	Ersatzteilnummer	spare-part number	n° pièces rechange	n° pieza de repuesto	numero ricambio	№ запчасти
RH	Einbauseite rechts	right-hand installation	côté montage droite	lado de montaje derecho	lato di montaggio sinistro	Установка справа
RHD	Rechtslenker	right hand drive	conduite à droite	conducción a la derecha	guida destra	Праворульный автомобиль
RWD	Heckantrieb	Rear-wheel drive	Traction arrière	Tracción trasera	Trazione posteriore	Задний привод
SP	Einzelpumpe	single pump	pompe simple	bomba individual	pompa singola	Одиночный насос
STRONIC	Servotronic-Lenkung	Servotronic steering	Direction Servotronic	Dirección servotronic	Sterzo Servotronic	Система усилителя рулевого управления Servotronic
TENS DAMPER	Spanndämpfer	Tensioning damper	Amortisseur de tension	Amortiguadores de tensión	Pulegge	Демпфер натяжного ролика
THERMO	thermostatisch	thermostatic	thermostatique	termostático	termostatico	термостатический
TP	Spannrolle	tension pulley	galet-tendeur	rodillo tensor	rullo tenditore	натяжной ролик
TURBOC	Turbokühler	turbocooler	radiateur turbo	turborefrigerador	turbocooler	охладитель турбины
VACP	Vakuumpumpe	vacuum pump	pompe à vide	bomba de vacío	pompa pervuoto	Вакуум–насос
WP	Wasserpumpe	water pump	pompe à eau	bomba de agua	pompa acqua	Водяной насос

ContiTech

Power Transmission Group

Market segment

Automotive Aftermarket

Contact

ContiTech Antriebssysteme GmbH
Philipsbornstrasse 1
D-30165 Hannover
Phone +49 (0)511 938-71
aam@ptg.contitech.de

Your local contact

www.contitech.de/contactlocator



www.contitech.de/aam-en

The ContiTech division of the Continental Corporation is a development partner and original equipment supplier to numerous industries for high-quality functional parts, components and systems. With its know-how in rubber and plastics technology, ContiTech contributes significantly to industrial progress and mobility that is safe, comfortable and eco-friendly.

The content of this publication is not legally binding and is provided as information only. The trademarks displayed in this publication are the property of Continental AG and/or its affiliates. Copyright © 2014 ContiTech AG. All rights reserved. For complete information go to: www.contitech.de/discl_en



ContiTech Automotive Aftermarket homepage for mobile devices, scan this code with your smartphone.

Certified in accordance with:

